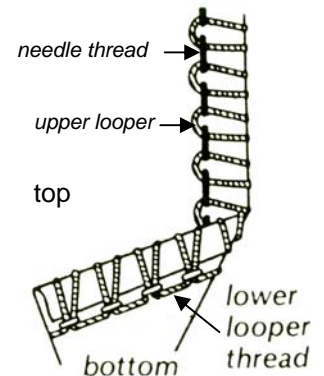


Serger Sewing Rolled Edge

Rolled Edge: may be called rolled hem, narrow rolled edge, felling stitch, roll-over stitch, handkerchief hem, lapping stitch, curling stitch, or folding stitch.

This stitch is an unbalanced stitch because the upper looper thread is pulled to the back side. Very little of the lower looper thread or needle thread shows.

The rolled edge is mostly used to finish the edge of lightweight fabrics. Rayon or other standard size decorative threads may be used in the upper looper. Heavy threads such as pearl cotton do not usually work well on rolled edges. Start with the following setting and then fine tune the adjustments.



- ✓ Threads - right needle, upper looper, and lower looper. On some sergers the left needle is used for the rolled edge. The decorative thread should be in the upper looper. Regular thread should be used in the needle and lower looper.
- ✓ Stitch width is usually on the narrowest stitch.
- ✓ Shortest stitch length is usually used (If the stitches are not close enough together at the shortest stitch length, you may want to use two threads in the upper looper or a special type of textured thread that gives better coverage.)
- ✓ Stitch finger for a rolled edge should be engaged. On some models of sergers the throat plate and/or presser foot must be changed to do a rolled edge.)

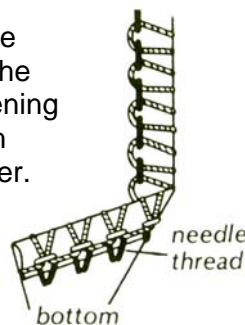
Tension Settings: Check the recommendation of your serger manual.

The usual tension settings are:

- ✓ Needle: Normal
- ✓ Upper Looper: Normal
- ✓ Lower Looper: As tight as it will go (If the highest setting is not tight enough, you may need to wrap the thread around a thread guide to increase the tension).

Problem: Needle thread pulls to wrong side.

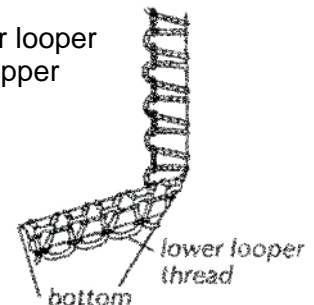
Solution: Tighten the needle tension slightly and loosen the upper looper tension. Tightening the needle tension too much will cause the fabric to pucker.



Problem: The lower looper thread is visible.

Solution: Tighten the lower looper tension and/or loosen the upper looper tension.

Hint: Using a stretchy or textured thread such as Woolly Nylon® in the lower looper may improve the look of the rolled hem.



We gratefully acknowledge permission to use material from the following books:

Creative Serging by Pati Palmer, Gail Brown, and Sue Green. Published by Palmer /Pletsch Inc., 1987
Sewing with Sergers by Gail Brown and Pati Palmer. Published by Palmer/Pletsch Inc., 1991.

Written by:
 Carol Vinyard, M.S., CFCS,
 Carlisle County Extension Agent for Family and
 Consumer Sciences

Revised by:
 Marjorie M. Baker, M.S.
 Extension Associate for Textiles and Clothing
 August 2005

Educational programs of the Kentucky Cooperative Extension serve all people regardless of race, color, age, sex, religion, disability, or national origin.