

## 7600A/B Form Download Guide

### Download Instructions for Chrome Web Browser

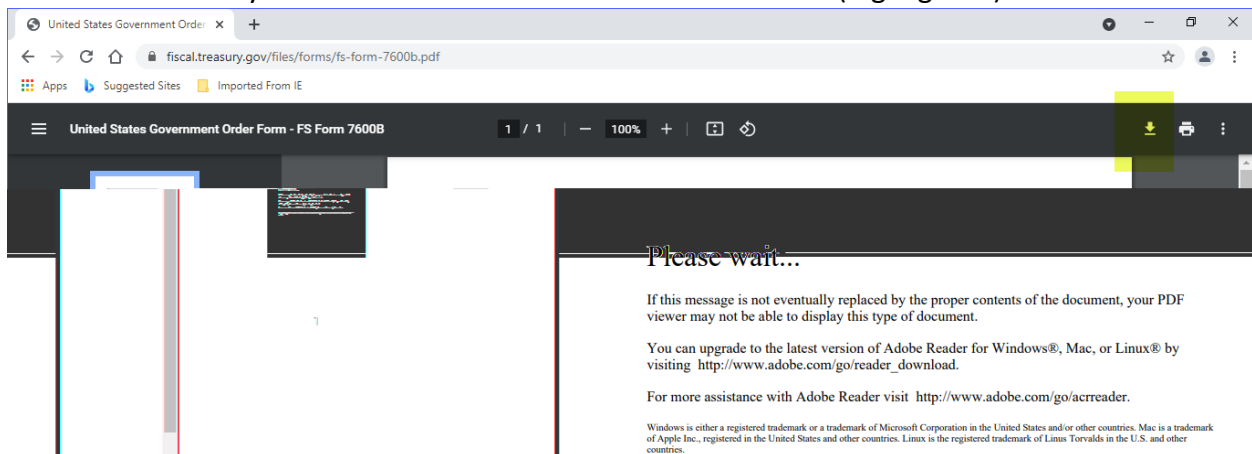
1. Open Chrome and enter the following URL: <https://www.fiscal.treasury.gov/g-invoice/resources.html#admin>
2. Scroll down the page until you locate the Interagency Agreement (IAA) section.

#### **Interagency Agreement (IAA)**

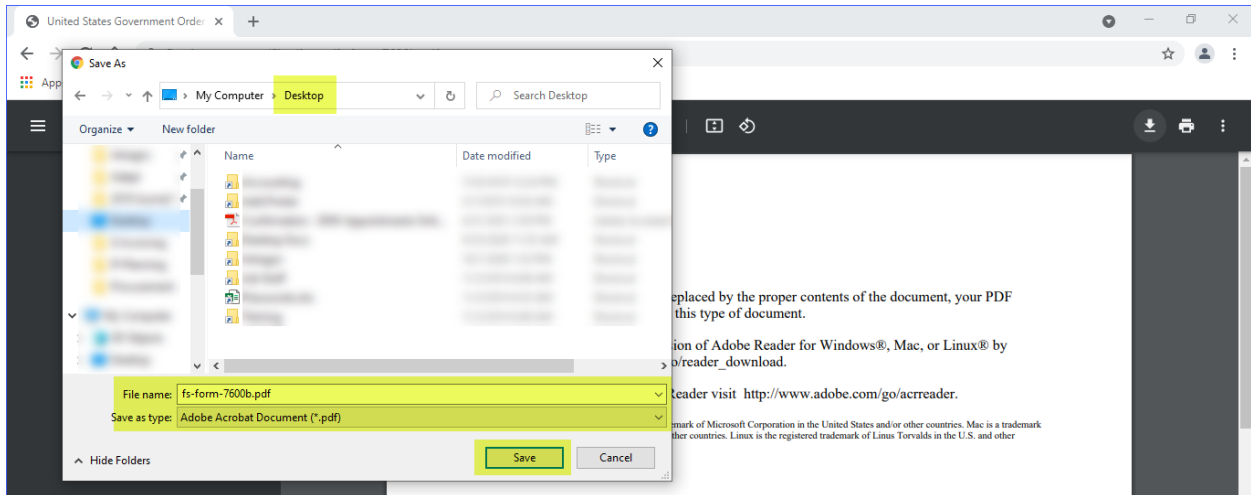
- [GT&C 7600A Instructions](#)
- [GT&C 7600A Form](#)
- [Order 7600B Instructions](#)
- [Order 7600B Form](#)
- [Statutory Authority](#)

\*\* NOTE: If you receive a "Please wait...." message when you select one of the above PDFs, either open it in Internet Explorer, or download the file and open it in Adobe.

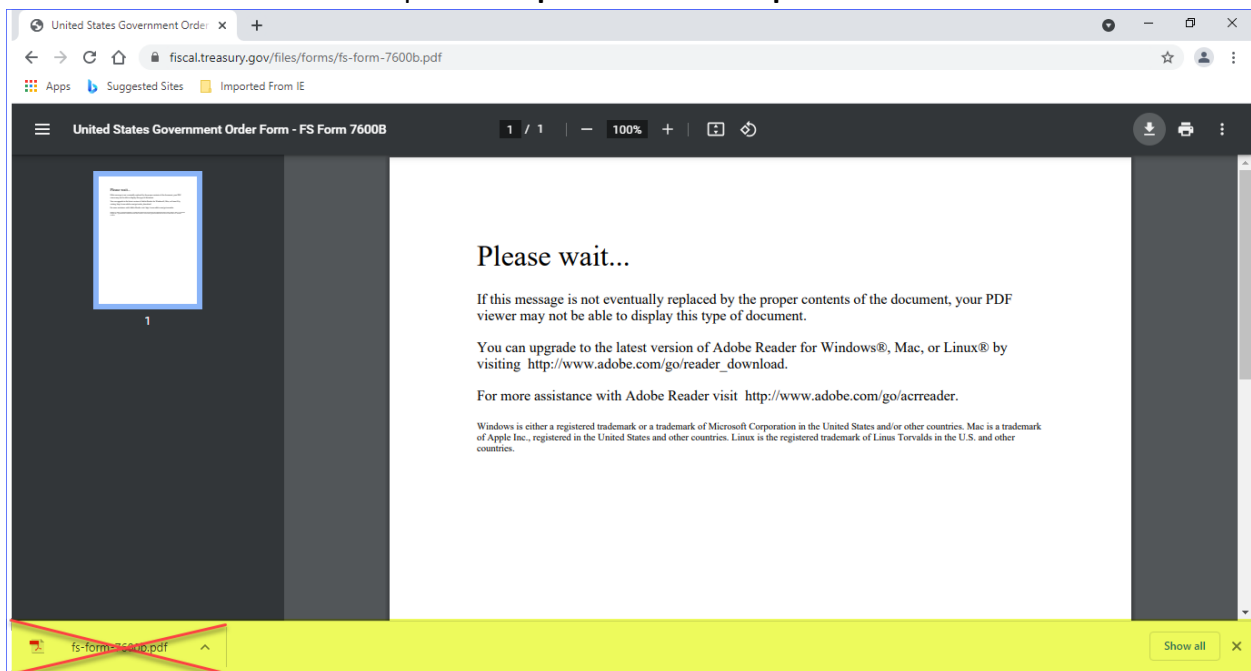
3. Hover your mouse over the GT&C 7600A Form or the Order 7600B Form text and perform a left click with your mouse.
4. You should receive a page that displays the Please wait... message. On the right side of the screen you will need to click the down arrow button (highlighted).



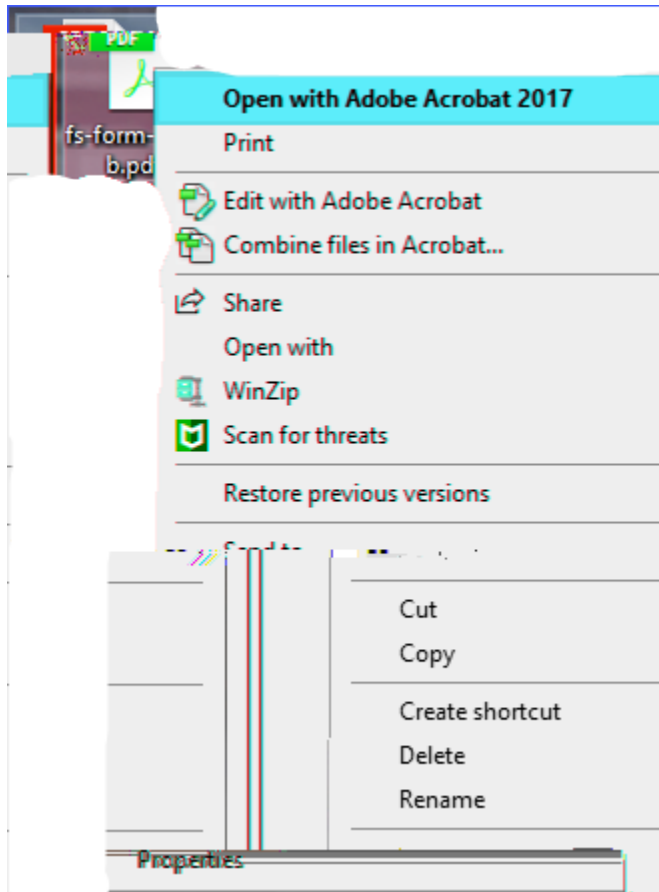
5. Once you click the down arrow button, a Save As popup window should appear. To save, choose your destination (desktop is recommended for easy access), type your file name, and ensure that Save as type selected is Adobe Acrobat Document (\*.pdf). Next, click the Save button.



6. Once you've clicked the Save button from the previous screenshot, a download banner will likely appear at the bottom of your browser screen (highlighted below) showing that the download was completed. **Important: Do Not open the form from this banner.**



7. At this point, simply close your browser and locate the pdf on your desktop. Either perform a double left click on the pdf icon or do a right click with your mouse and select the Open Adobe Acrobat option.



8. Once the pdf is open, you will be able to fill/save the form.

## Download Instructions for Internet Explorer Web Browser

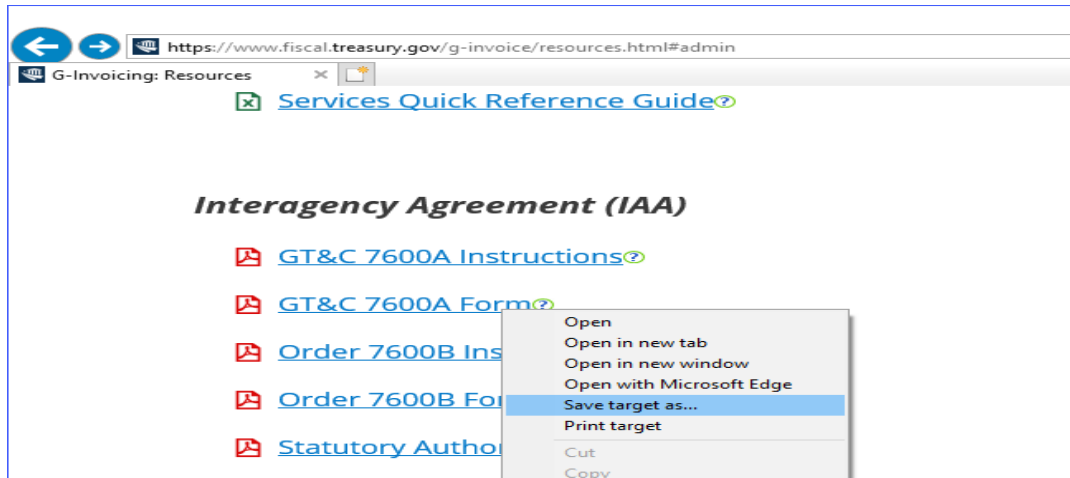
1. Open Internet Explorer and enter the following URL: <https://www.fiscal.treasury.gov/g-invoice/resources.html#admin>
2. Scroll down the page until you locate the Interagency Agreement (IAA) section.

### *Interagency Agreement (IAA)*

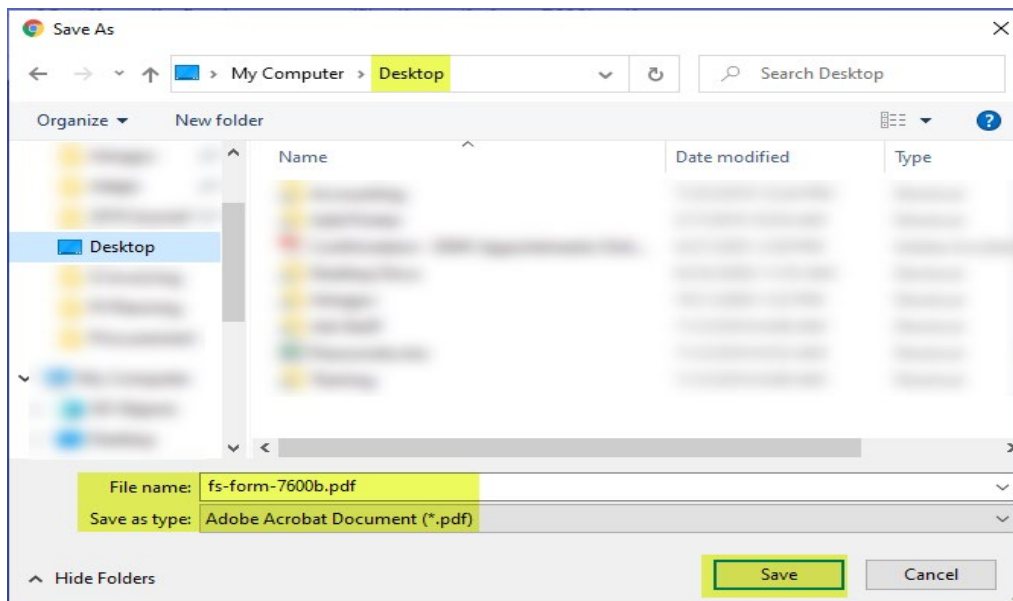
- [GT&C 7600A Instructions](#)
- [GT&C 7600A Form](#)
- [Order 7600B Instructions](#)
- [Order 7600B Form](#)
- [Statutory Authority](#)

\*\* NOTE: If you receive a "Please wait...." message when you select one of the above PDFs, either open it in Internet Explorer, or download the file and open it in Adobe.

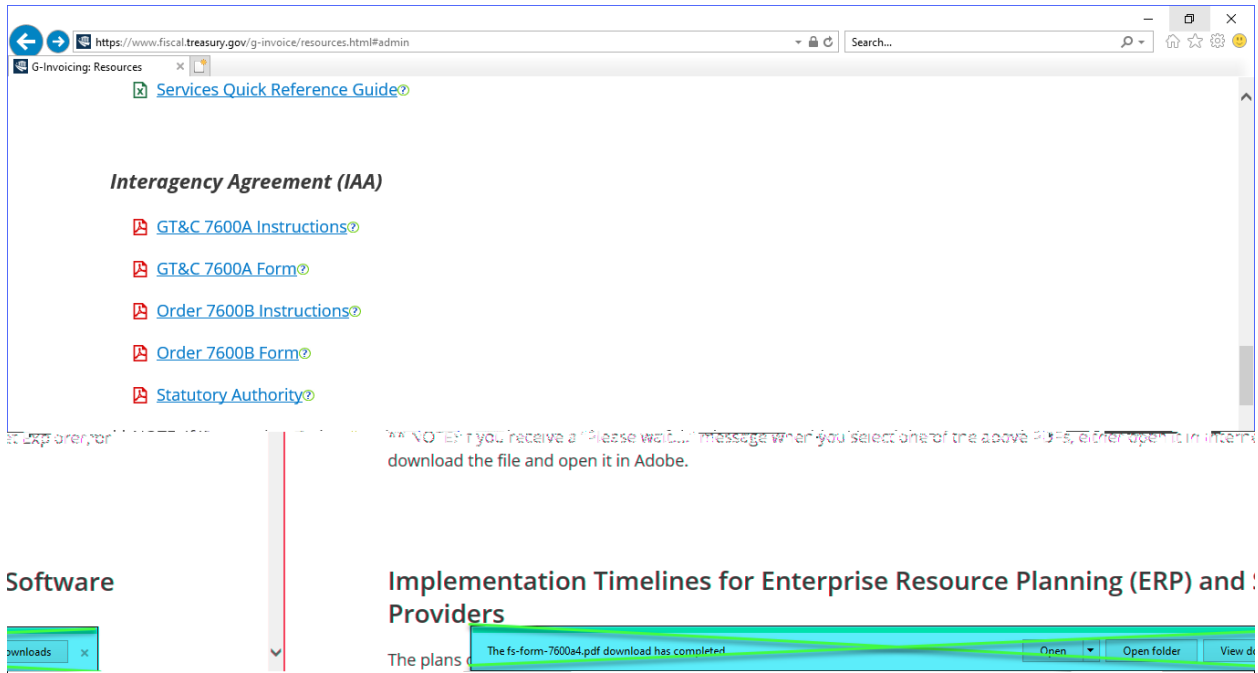
3. Hover your mouse over the GT&C 7600A Form or the Order 7600B Form text and perform a right click with your mouse. Select Save target as... from the popup window.



4. Once you click the Save target as... button, a Save As popup window should appear. To save, choose your destination (desktop is recommended for easy access), type your file name, and ensure that Save as type selected is Adobe Acrobat Document (\*.pdf). Next, click the Save button.



5. Once you've clicked the Save button from the previous screenshot, a download banner will likely appear at the bottom of your browser screen (highlighted below) showing that the download was completed. **Important: Do Not open the form from this banner.**



https://www.fiscal.treasury.gov/g-invoice/resources.html#admin

G-Invoicing: Resources

[Services Quick Reference Guide](#)

**Interagency Agreement (IAA)**

- [GT&C 7600A Instructions](#)
- [GT&C 7600A Form](#)
- [Order 7600B Instructions](#)
- [Order 7600B Form](#)
- [Statutory Authority](#)

NOTE: If you receive a "Please wait..." message when you select one of the above PDFs, either open it in Internet Explorer, or

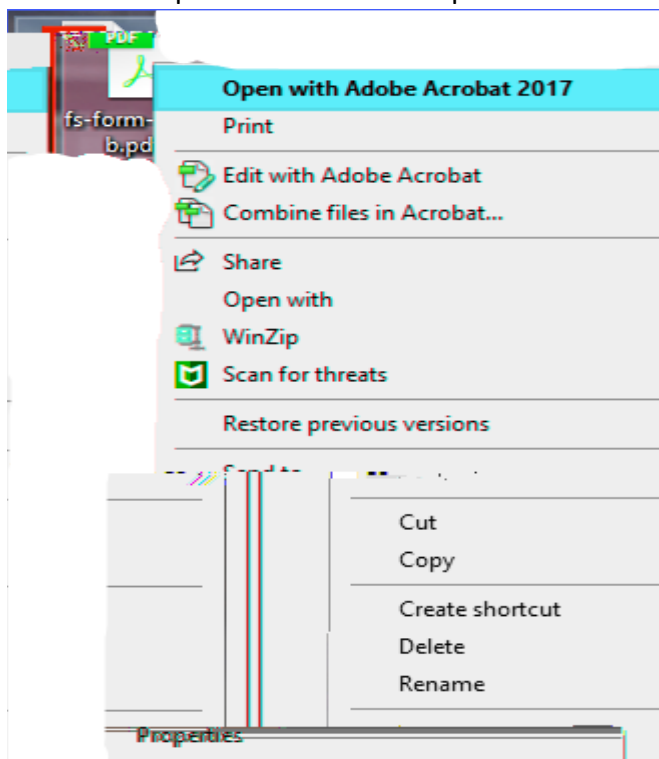
Software

Implementation Timelines for Enterprise Resource Planning (ERP) and Providers

The plans

The fs-form-7600a4.pdf download has completed

- At this point, simply close your browser and locate the pdf on your desktop. Either perform a double left click on the pdf icon or do a right click with your mouse and select the Open Adobe Acrobat option.



7. Once the pdf is open, you will be able to fill/save the form.

## Download Instructions for Edge Web Browser

1. Open Edge and enter the following URL: <https://www.fiscal.treasury.gov/g-invoice/resources.html#admin>
2. Scroll down the page until you locate the Interagency Agreement (IAA) section.

### *Interagency Agreement (IAA)*

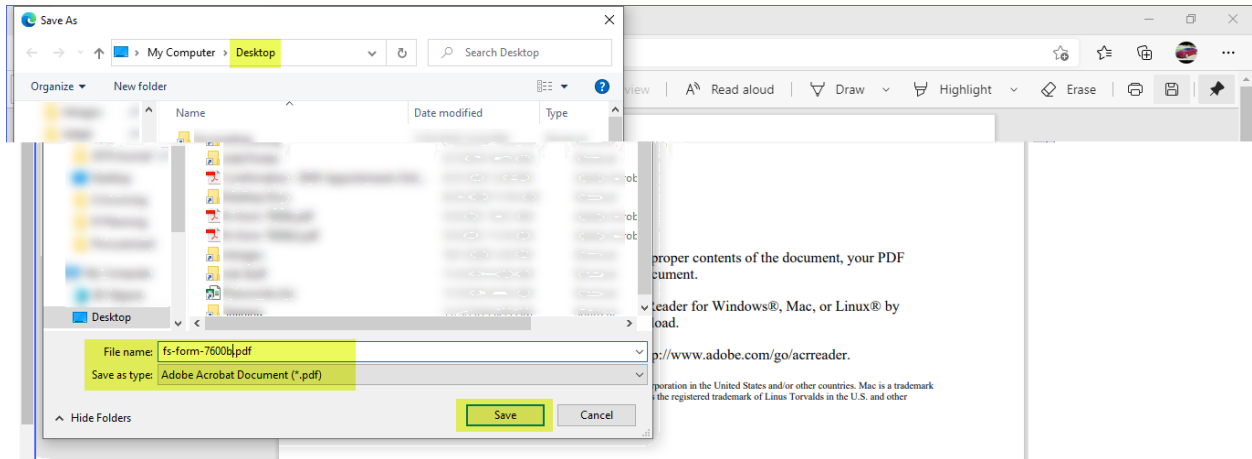
- [GT&C 7600A Instructions](#)
- [GT&C 7600A Form](#)
- [Order 7600B Instructions](#)
- [Order 7600B Form](#)
- [Statutory Authority](#)

\*\* NOTE: If you receive a "Please wait...." message when you select one of the above PDFs, either open it in Internet Explorer, or download the file and open it in Adobe.

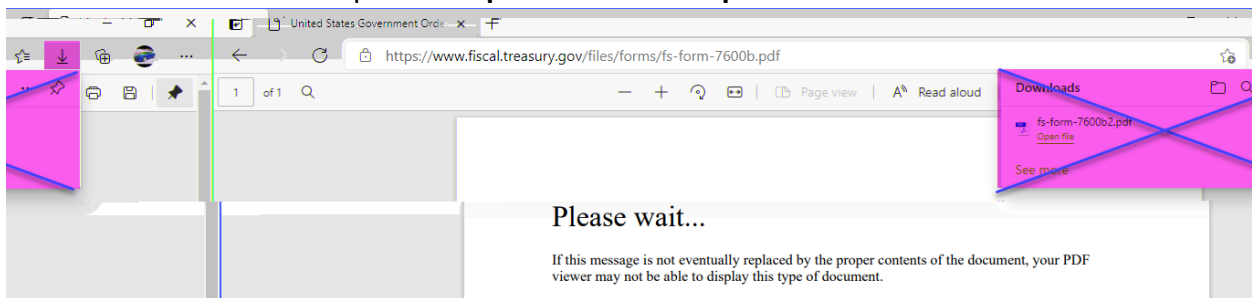
3. Hover your mouse over the GT&C 7600A Form or the Order 7600B Form text and perform a left click with your mouse.
4. You should receive a page that displays the Please wait... message. On the right side of the screen you will need to click the floppy disk save button (highlighted).



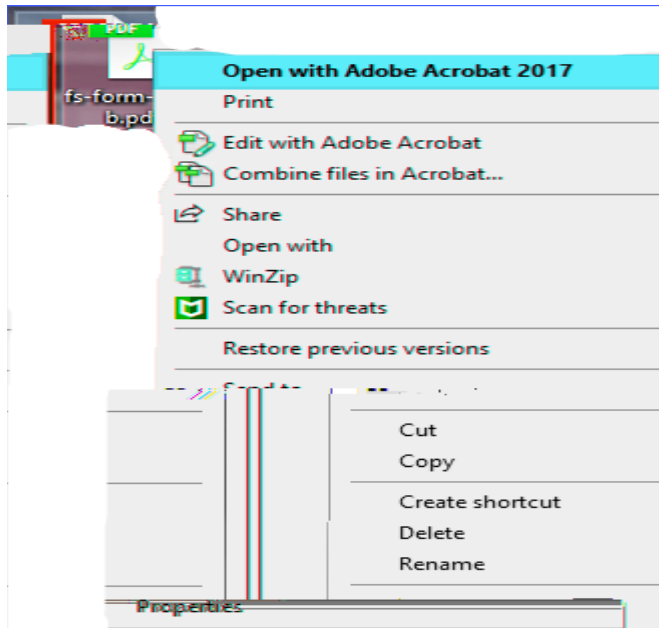
5. Once you click the floppy disk save button, a Save As popup window should appear. To save, choose your destination (desktop is recommended for easy access), type your file name, and ensure that Save as type selected is Adobe Acrobat Document (\*.pdf). Next, click the Save button.



6. Once you've clicked the Save button from the previous screenshot, a download banner will likely appear at the top of your browser screen (highlighted below) showing that the download was completed. **Important: Do Not open the form from this banner.**



7. At this point, simply close your browser and locate the pdf on your desktop. Either perform a double left click on the pdf icon or do a right click with your mouse and select the Open Adobe Acrobat option.



8. Once the pdf is open, you will be able to fill/save the form.

## Download Instructions for Firefox Browser

1. Open FireFox and enter the following URL: <https://www.fiscal.treasury.gov/g-invoice/resources.html#admin>
2. Scroll down the page until you locate the Interagency Agreement (IAA) section.

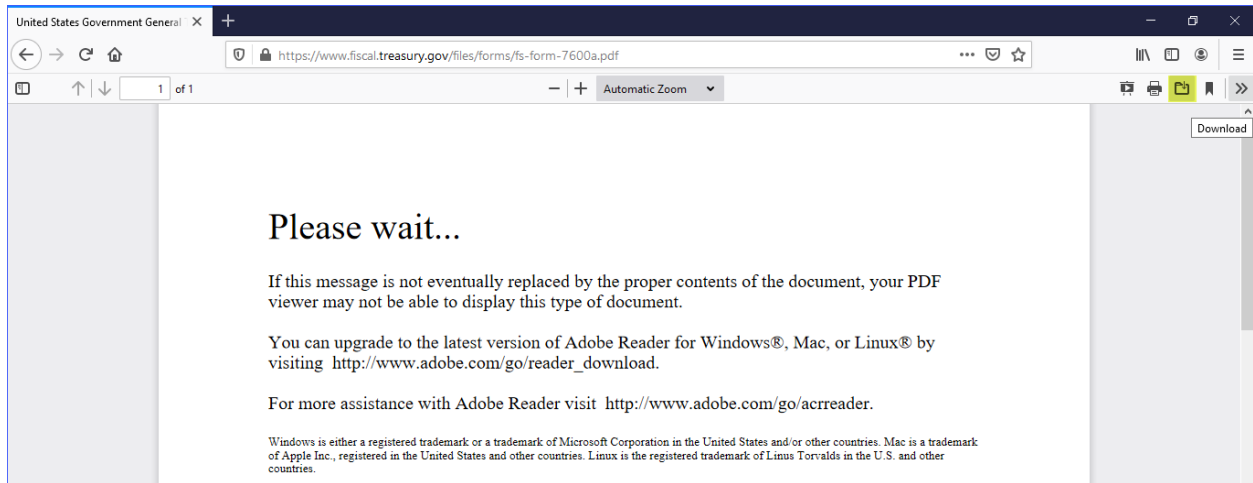
### *Interagency Agreement (IAA)*

- [GT&C 7600A Instructions](#)
- [GT&C 7600A Form](#)
- [Order 7600B Instructions](#)
- [Order 7600B Form](#)
- [Statutory Authority](#)

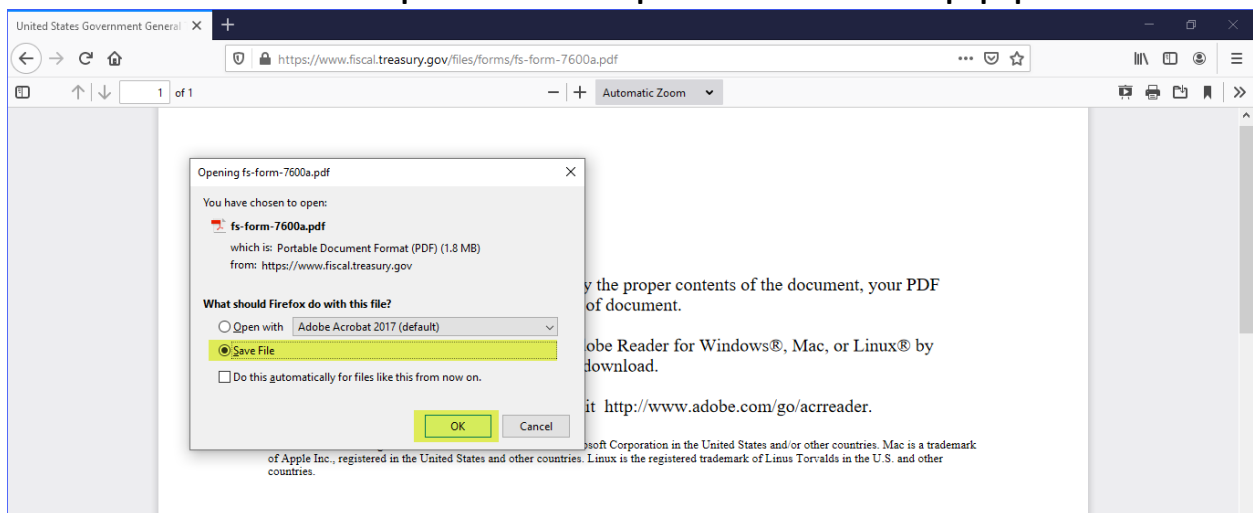
\*\* NOTE: If you receive a "Please wait..." message when you select one of the above PDFs, either open it in Internet Explorer, or download the file and open it in Adobe.

3. Hover your mouse over the GT&C 7600A Form or the Order 7600B Form text and perform a left click with your mouse.
4. You should receive a page that displays the Please wait... message. On the right side of the screen you will need to click the file folder download button (highlighted).

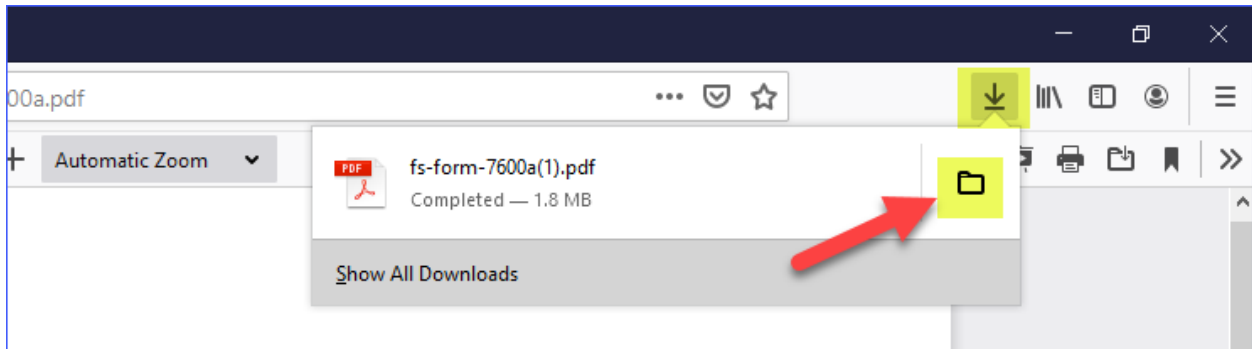




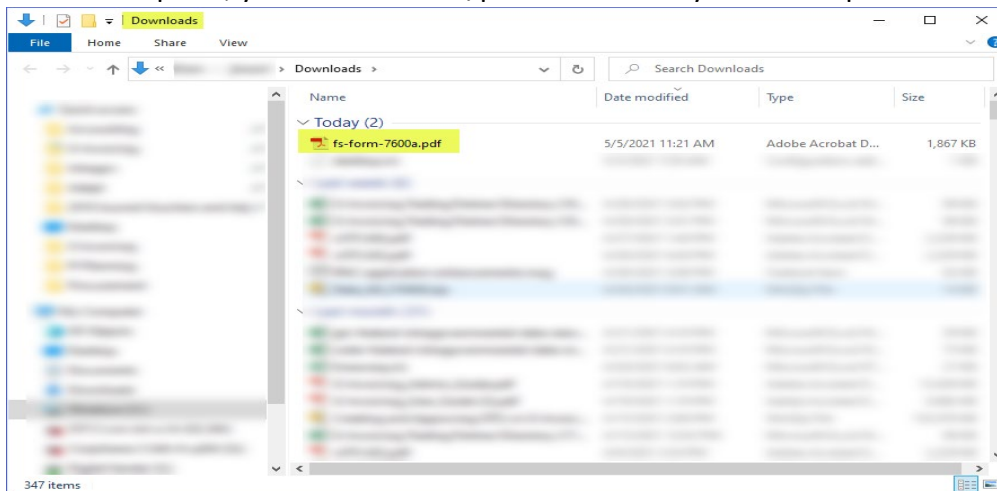
- Once you click the file folder download button, an Opening/Save As popup window should appear. To save, choose the Save File selection option (highlighted) and then click the OK button. **Important: Do Not open the form from this popup window.**



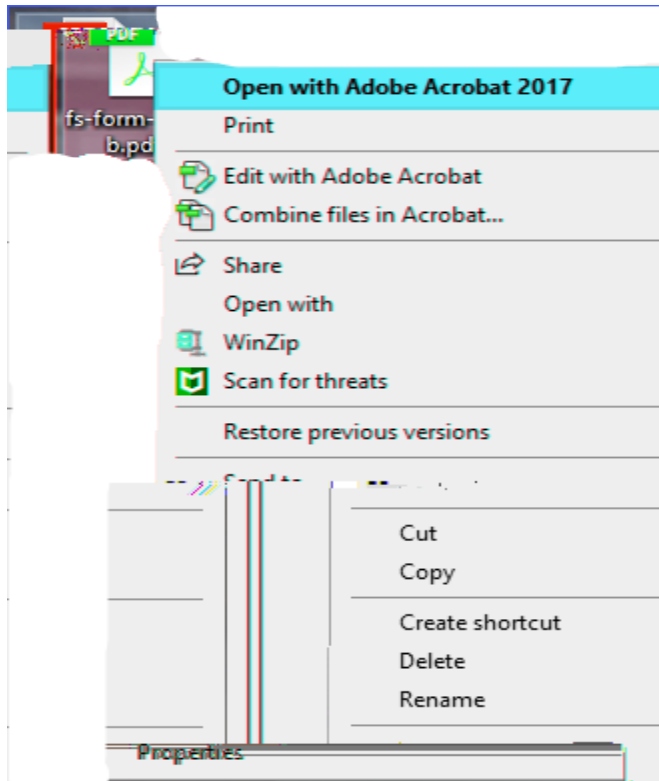
- Once you've clicked the OK button from the previous screenshot, the down arrow download button will flash once as the file finishes downloading. You'll click the down arrow button to display the pdf file that was just downloaded. Next, click the file folder icon on the right side of the window that will open up your download history.



7. Clicking the folder icon from the previous screenshot will result in the following Downloads popup window opening. You'll locate the pdf under the Today section. At this point, you'll want to cut/paste the file to your desktop.



8. At this point, simply close your browser and locate the pdf on your desktop. Either perform a double left click on the pdf icon or do a right click with your mouse and select the Open Adobe Acrobat option.



9. Once the pdf is open, you will be able to fill/save the form.