

DIVISION I MEN'S GOLF CHAMPIONSHIPS RECORDS BOOK

2023 Championship.....	2
History.....	5
Championship Records.....	8
Finals Participants/Team Finishes.....	10
Team Match-Play Results (2009-present).....	14
Individual Match Play Results.....	20
All-Time Team Results.....	27
Regional Team Results.....	39
Regional Records.....	54
Individual Awards.....	55
NCAA Elite 90 Award Winners.....	61
Match Play Brackets.....	62



2023 CHAMPIONSHIP

HIGHLIGHTS

Florida downs Georgia Tech 3-1 in championship match for fifth team title

SCOTTSDALE, Ariz. – Florida won its fifth national championship in program history by defeating Georgia Tech 3-1 on May 31 at the 2023 NCAA Division I Men's Golf Championship at Grayhawk Golf Club (7,289 yards/par 70).

Florida last won the title in 2001, and this was the program's first time advancing to match play. The Gators became the fifth team to win the championship in their first appearance in match play, which began in 2009. Georgia Tech finished as runner-up for the fifth time in program history.

Fred Biondi scored the championship point by defeating Hiroshi Tai 1-up in a match that was within one the entire round. Biondi took the 1-up lead by winning No. 17 and then left his birdie putt on No. 18 within inches to clinch the victory. Biondi won the individual championship earlier in the week, and he became the first player to win both the team and individual crowns in the same year since Aaron Wise of Oregon in 2016.

Yuxin Lin tallied the first point of the afternoon for Florida with a 4&3 win over Christo Lamprecht in the leadoff match. Lamprecht was 1-up after No. 2 before Lin won five of the next six holes to sit 4-up through No. 8. That lead was down to 2-up after No. 12, but Lin closed out the match with wins on No. 14 and No. 15.

John DuBois put the Gators on the brink of a championship by defeating Connor Howe 1-up. DuBois held the lead throughout the front nine before Howe won No. 11 and 13 to take his first lead of the match. DuBois responded to win No. 15 to pull even and then clinch the point with a win on No. 18.

The second match on the course provided the best finish of the day as Bartley Forrester defeated Matthew Kress in 20 holes. Forrester led most of the match and went 2-up on No. 16 when his tee shot bounced off the flag and ended two feet from the cup. Kress won the final two holes – including putting his second shot on No. 18 within one foot – to force the match into extra holes. After each player made par in the first extra hole, Forrester clinched the point for Georgia Tech by making par on the 20th hole. The win completed a 3-0 week in match play for Forrester.

2023 TEAM RESULTS

Grayhawk Golf Club, Scottsdale, Arizona, Par 70 - 7,289 yards

THREE-ROUND TOTALS

(Par 210-630; Top 15 teams and nine individuals not on advancing team are determined)

Pos.	Team	Round Scores	Total
1	Illinois	285-273-276	834
2	Pepperdine	281-287-269	837
3	Florida	283-278-278	839
4	North Carolina	282-284-275	841
5	Georgia Tech	280-286-276	842
6	Stanford	290-286-274	850
7	Arizona St.	291-281-279	851
8	Florida St.	284-287-282	853
	Vanderbilt	282-288-283	853
10	Virginia	290-281-283	854
11	Auburn	288-286-282	856
12	Texas A&M	289-285-283	857
13	Alabama	290-282-289	861
14	Georgia	285-291-288	864
15	Ohio St.	287-295-284	866
	Texas Tech	282-295-289	866
17	Oklahoma	287-293-287	867
18	Arkansas	281-301-288	870
19	Texas	295-292-285	872
20	San Francisco	285-294-294	873
21	Colorado	292-287-295	874
22	Duke	290-300-288	878
23	Chattanooga	294-300-285	879
	BYU	289-287-303	879
25	New Mexico	293-296-291	880
	Mississippi St.	291-295-294	880
27	Oregon	292-291-299	882
28	Colorado St.	296-299-290	885
29	ETSU	303-297-286	886
30	Baylor	304-297-292	893

FOUR-ROUND TOTALS

(Par 280-1120; individual champion crowned, top eight teams advance to match play)

Pos.	Team	Round Scores	Total
1	North Carolina	282-284-275-273	1114
2	Florida	283-278-278-279	1118
	Illinois	285-273-276-284	1118
4	Pepperdine	281-287-269-283	1120
5	Georgia Tech	280-286-276-284	1126
	Florida St.	284-287-282-273	1126
7	Virginia	290-281-283-277	1131
8	Arizona St.	291-281-279-281	1132
	Stanford	290-286-274-282	1132
10	Auburn	288-286-282-282	1138
11	Vanderbilt	282-288-283-288	1141
	Alabama	290-282-289-280	1141
13	Texas A&M	289-285-283-287	1144
14	Georgia	285-291-288-285	1149
15	Ohio St.	287-295-284-294	1160

QUARTERFINALS (MAY 30)

(1) North Carolina def. (8) Arizona St., 3-1

1. Dylan Menante, North Carolina def. Luke Potter, Arizona St., 5 & 3
2. Ryan Burnett, North Carolina def. Ryggs Johnston, Arizona St., 1-up
3. Josele Ballester, Arizona St. def. Austin Greaser, North Carolina, 2-up
4. David Ford, North Carolina def. Michael Mjaaseth, Arizona St., 1-up
5. Peter Fountain, North Carolina 1-up thru 17 vs. Preston Summerhays, Arizona St.

(2) Florida. def. (7) Virginia, 3-2

1. Deven Patel, Virginia def. Matthew Kress, Florida, 1-up
2. John DuBois, Florida def. Pietro Bovari, Virginia, 3 & 2
3. Yuxin Lin, Florida def. George Duangmanee, Virginia, 2-up
4. Bryan Lee, Virginia def. Fred Biondi, Florida, 6 & 5
5. Ricky Castillo, Florida def. Ben James, Virginia, 4 & 3

(6) Florida St. def. (3) Illinois, 3-2

1. Cole Anderson, Florida St. def. Matthis Besard, Illinois, 1-up
2. Tommy Kuhl, Illinois def. Jack Bigham, Florida St., 3 & 2
3. Adrien Dumont de Chassart, Illinois def. Frederik Kjettrup, Florida St., 3 & 2
4. Luke Clanton, Florida St. def. Jackson Buchanan, Illinois, 1-up
5. Brett Roberts, Florida St. def. Piercen Hunt, Illinois, 3 & 2

(5) Georgia Tech def. (4) Pepperdine, 3-2

1. Sam Choi, Pepperdine def. Connor Howe, Georgia Tech, 2 & 1
2. Derek Hitchner, Pepperdine def. Christo Lamprecht, Georgia Tech, 4 & 3
3. Bartley Forrester, Georgia Tech def. Luke Gifford, Pepperdine, 2 & 1
4. Hiroshi Tai, Georgia Tech def. Roberto Nieves, Pepperdine, 19 holes
5. Ross Steelman, Georgia Tech def. William Mouw, Pepperdine, 5 & 4

SEMIFINALS (MAY 30)**(5) Georgia Tech def. (1) North Carolina, 3-2**

1. Dylan Menante, North Carolina def. Christo Lamprecht, Georgia Tech, 6 & 5
2. Bartley Forrester, Georgia Tech def. Ryan Burnett, North Carolina, 4 & 2
3. Connor Howe, Georgia Tech def. Austin Greaser, North Carolina, 4 & 2
4. David Ford, North Carolina def. Hiroshi Tai, Georgia Tech, 1-up
5. Ross Steelman, Georgia Tech def. Peter Fountain, North Carolina, 1-up

(2) Florida def. (6) Florida St., 3-2

1. Frederik Kjettrup, Florida St. def. Matthew Kress, Florida, 3 & 1
2. Fred Biondi, Florida def. Cole Anderson, Florida St., 1-up
3. John DuBois, Florida def. Luke Clanton, Florida St., 1-up
4. Jack Bigham, Florida St. def. Yuxin Lin, Florida, 6 & 5
5. Ricky Castillo, Florida def. Brett Roberts, Florida St., 21 holes

CHAMPIONSHIP (MAY 31)**(2) Florida def. (5) Georgia Tech, 3-1**

1. Yuxin Lin, Florida def. Christo Lamprecht, Georgia Tech, 4 & 3
2. Bartley Forrester, Georgia Tech def. Matthew Kress, Florida, 20 holes
3. John DuBois, Florida def. Connor Howe, Georgia Tech, 1-up
4. Fred Biondi, Florida def. Hiroshi Tai, Georgia Tech, 1-up
5. Ricky Castillo, Florida 1-up thru 17 vs. Ross Steelman, Georgia Tech

2023 INDIVIDUAL RESULTS**THREE-ROUND TOTALS***(Par 70-210) *Individual only*

Pos.	Player, Team	Round Scores	Total
1.	Ross Steelman, Georgia Tech	64-69-68	201
2.	Dylan Menante, North Carolina	68-70-67	205
	Neal Shipley, Ohio St.	70-68-67	205
4.	Adrien Dumont de Chassart, Illinois	68-68-70	206
	Fred Biondi, Florida	69-68-69	206
	Barclay Brown, Stanford	68-71-67	206
7.	Jackson Buchanan, Illinois	71-68-68	207
8.	Tommy Kuhl, Illinois	72-69-67	208
	Luke Gifford, Pepperdine	70-71-67	208
	Ben James, Virginia	71-68-69	208
	Nick Dunlap, Alabama	74-68-68	208
	Daniel Rodrigues, Texas A&M	70-66-72	208
13.	John DuBois, Florida	70-70-69	209
	Ricky Castillo, Florida	71-68-70	209
	Sam Choi, Pepperdine	70-72-67	209
	Matthew Anderson, San Francisco	68-71-70	209
17.	Connor Howe, Georgia Tech	72-72-68	210
	Karl Vilips, Stanford	72-68-70	210
19.	Derek Hitchner, Pepperdine.	73-73-65	211
	Cole Sherwood, Vanderbilt	66-74-71	211
	Ludvig Aberg, Texas Tech	69-73-69	211
	Matthew Watkins, New Mexico	66-72-73	211
24.	Preston Summerhays, Arizona St.	73-71-70	212
	Jose Luis Ballester, Arizona St.	69-72-71	212
	Brett Roberts, Florida St.	69-73-70	212
	Phichaksn Maichon, Texas A&M	72-72-68	212
	Maxwell Ford, Georgia	71-71-70	212
28.	Peter Fountain, North Carolina	74-72-67	213

Pos.	Player, Team	Round Scores	Total
	Bryan Lee, Virginia	72-70-71	213
	Carson Bacha, Auburn	68-72-73	213
	Drew Goodman, Oklahoma	68-72-73	213
32.	Austin Greaser, North Carolina	71-74-69	214
	William Moll, Vanderbilt	75-71-68	214
	William Mouw, Pepperdine	73-71-70	214
	David Ford, North Carolina	70-71-73	214
	Michael Mjaaseth, Arizona St.	76-72-66	214
	Cole Anderson, Florida St.	73-71-70	214
	Reed Lotter, Auburn	76-71-67	214
	Luke Clanton, Florida St.	72-71-71	214
	Alex Vogelsong, Auburn	71-71-72	214
	Jase Summy, Oklahoma	72-73-69	214
	Ian Siebers, Duke	72-71-71	214
	Johnny Keefer, Baylor	74-72-68	214
44.	Matthis Besard, Illinois	76-68-71	215
	Roberto Nieves, Pepperdine	68-75-72	215
	Canon Claycomb, Alabama	72-70-73	215
	Ethan Ng, Stanford	73-73-69	215
	Ben Van Wyk, Georgia	71-73-71	215
	Matthew Comegys, Texas Tech	68-76-71	215
	Dylan McDermott, Colorado	71-72-72	215
52.	Mateo Fernandez De Oliveira, Arkansas	66-74-75	215
	Ryan Burnett, North Carolina	73-71-72	216
	Reid Davenport, Vanderbilt	70-75-71	216
	Ryggs Johnston, Arizona St.	75-69-72	216
55.	Yuxin Lin, Florida	73-72-72	217
	Hiroshi Tai, Georgia Tech	76-72-69	217
	Bartley Forrester, Georgia Tech	71-73-73	217
	Gordon Sargent, Vanderbilt	71-73-73	217
	Jack Bigham, Florida St.	70-76-71	217
	Deven Patel, Virginia	72-73-72	217
	Jonathan Griz, Alabama	72-70-75	217
	William Paysse, Texas A&M	72-73-72	217
	Will King, Kansas*	71-75-71	217
	Caleb Manuel, Georgia	70-74-73	217
	Segundo Pinto, Arkansas	74-76-67	217
	Maxwell Moldovan, Ohio St.	69-76-72	217
	Hunter Logan, Mississippi St.	72-70-75	217
68.	J.M. Butler, Auburn	76-72-70	218
	Jonas Baumgartner, Oklahoma St.*	78-68-72	218
	Jackson Rothwell, San Francisco	71-74-73	218
	Tommy Morrison, Texas	78-70-70	218
	Christiaan Maas, Texas	72-71-75	218
	Connor Jones, Colorado St.	71-72-75	218
74.	George Duangmanee, Virginia	77-71-71	219
	Luke Potter, Arizona St.	77-69-73	219
	Wil Gibson, Arkansas	67-79-73	219
	Garrett Engle, Chattanooga	75-73-71	219
	Kelly Chinn, Duke	71-75-73	219
	Matty Dodd-Berry, ETSU	76-73-70	219
	Algot Kleen, ETSU	73-74-72	219
81.	Christo Lambrecht, Georgia Tech	73-73-74	220
	Frederik Kjettrup, Florida St.	73-72-75	220
	Sam Bennett, Texas A&M	75-74-71	220
	Connor Creasy, Georgia	73-74-73	220
	Tucker Clark, Colorado	80-67-73	220
	Justin Biwer, Colorado	73-74-73	220
	Jakob Melin, San Francisco	72-73-75	220
	Stephen Campbell, Jr., Oklahoma	76-72-72	220
	Garrett Endicott, Mississippi St.	70-76-74	220
	Nate Stember, Oregon	77-69-74	220
	Samuel Espinosa-Trueba, Chattanooga	72-75-73	220
	Mats Ege, ETSU	75-75-70	220
	Davis Bryant, Colorado St.	74-75-71	220
94.	Carson Lundell, BYU	72-70-79	221
	David Timmins, BYU	77-73-71	221

FOUR-ROUND TOTALS

(Par 70-280) *Individual only

Pos.	Player, Team	Round Scores	Total
	Matthew Riedel, Vanderbilt	77-70-74	221
	Pietro Bovari, Virginia	75-72-74	221
	JP Cave, Alabama	72-74-75	221
	Michael Thorbjornsen, Stanford	77-76-68	221
	Luke O'Neill, Kansas State*	75-72-74	221
	Julian Perico, Arkansas	74-74-73	221
	JonErik Alford, Ohio St.	74-73-74	221
	Owen Avrit, Oregon	73-75-73	221
	Brian Stark, Texas	74-75-72	221
	Tyler Isenhardt, Baylor	73-75-73	221
106.	Tyson Shelley, BYU	71-71-80	222
	Matthew Kress, Florida	76-76-70	222
	Piercen Hunt, Illinois	74-75-73	222
	Calum Scott, Texas Tech	76-72-74	222
	Ben Lorenz, Oklahoma	73-76-73	222
111.	Hunter Swanson, Colorado	72-74-77	223
	Mason Nome, Texas	74-76-73	223
	Paul Conroy, Chattanooga	70-78-75	223
	Carson Herron, New Mexico	77-74-72	223
115.	Zac Jones, BYU	72-73-79	224
	Thomas Ponder, Alabama	75-74-75	224
	Keaton Vo, Texas	75-79-70	224
	Braedon Wear, Chattanooga	77-79-68	224
	John Houk, Chattanooga	77-74-73	224
	Ford Klegg, Mississippi St.	72-73-79	224
	William Love, Duke	73-77-74	224
122.	Max Brenchley, BYU	74-77-74	225
	Brendan Valdes, Auburn	73-74-78	225
	Nate Menon, Stanford	77-74-74	225
	Tyran Snyders, Texas Tech	73-77-75	225
	Adam Wallin, Ohio St.	74-78-73	225
	Greyson Leach, Oregon	70-77-78	225
	Luke Sample, Duke	76-77-72	225
	Albert Boneta, New Mexico	79-74-72	225
	Aiden Krafft, Oregon	74-70-81	225
131.	Buck Brumlow, Georgia	74-78-74	226
	Jack Wall, Texas Tech	79-75-79	226
	Sam Lape, Furman*	79-78-69	226
	Drew Salyers, Indiana*	77-76-73	226
135.	Renato Naula, San Francisco	74-77-76	227
	Patrick Welch, Oklahoma	74-80-73	227
	Ruan Pretorius, Mississippi St.	77-76-74	227
	Christoph Bleier, Colorado St.	75-81-71	227
	Jay Pabin, Colorado St.	75-77-82	227
	Luke Dossey, Baylor.	78-74-75	227
141.	Jackson Chandler, Ohio St.	77-79-72	228
	Brandon Shong, New Mexico	78-76-74	228
	Jack Tickle, ETSU	79-75-74	228
	Rasmus Hjelm, Colorado St.	76-77-75	228
	Riley Lewis, LMU*	80-74-74	228
146.	Benjamin Partridge, San Francisco	76-76-77	229
147.	Bastien Arnat, New Mexico	72-81-77	230
148.	Drew Wrightson, Baylor	79-77-76	232
149.	Zach Heffernan, Baylor	79-76-78	233
150.	Jack Holland, Colorado	76-79-79	234
151.	Archie Davies, ETSU	83-76-76	235
152.	Austin Vukovits, Mississippi St.	x-77-71	148
153.	Jimmy Zheng, Duke	x-x-72	72
154.	Gabriel Hari, Oregon	x-x-74	74
155.	Jamie Montojo, Texas A&M	x-x-79	79
	Christian Castillo, Arkansas	x-x-79	79

*Individual Results

Pos.	Player, Team	Round Scores	Total
1.	Fred Biondi, Florida	69-68-69-67	273
2.	Ross Steelman, Georgia Tech	64-69-68-73	274
	Jackson Buchanan, Illinois	71-68-68-67	274
4.	Barclay Brown, Stanford	68-71-67-69	275
	Dylan Menante, North Carolina	68-70-67-70	275
6.	Ben James, Virginia	71-68-69-68	276
7.	Brett Roberts, Florida St.	69-73-70-67	279
	Tommy Kuhl, Illinois	72-69-67-71	279
	Sam Choi, Pepperdine	70-72-67-70	279
	Adrien Dumont de Chassart, Illinois	68-68-70-73	279
11.	Phichaksn Maichon, Texas A&M	72-72-68-68	280
	Matthew Anderson, San Francisco*	68-71-70-71	280
	Nick Dunlap, Alabama	74-68-68-72	280
	Austin Greaser, North Carolina	71-74-69-66	280
	Derek Hitchner, Pepperdine	73-73-65-69	280
	Ricky Castillo, Florida	71-68-70-71	280
	Luke Gifford, Pepperdine	70-71-67-72	280
18.	Preston Summerhays, Arizona St.	71-71-70-69	281
	Drew Goodman, Oklahoma*	68-72-73-68	281
	Maxwell Ford, Georgia	71-70-71-69	281
	John DuBois, Florida	70-70-69-72	281
22.	Bryan Lee, Virginia	72-70-71-69	282
	Daniel Rodrigues, Texas A&M	70-66-72-74	282
	Luke Clanton, Florida St.	72-71-71-68	282
	Canon Claycomb, Alabama	72-70-73-67	282
	David Ford, North Carolina	70-71-73-68	282
	Karl Vilips, Stanford	72-68-70-72	282
28.	Matthew Watkins, New Mexico*	66-72-73-72	283
29.	Ryggs Johnston, Arizona St.	75-69-72-68	284
	Cole Anderson, Florida St.	73-71-70-70	284
	Jose Luis Ballester, Arizona St.	69-72-71-72	284
	Cole Sherwood, Vanderbilt	66-74-71-73	284
	Ludvig Aberg, Texas Tech*	69-73-69-73	284
	Neal Shipley, Ohio St.	70-68-67-79	284
	Connor Howe, Georgia Tech	72-72-66-74	284
36.	Reed Lotter, Auburn	76-71-67-71	285
	Jack Bigham, Florida St.	70-76-71-68	285
	Ryan Burnett, North Carolina	73-71-72-69	285
	Peter Fountain, North Carolina	74-72-67-72	285
40.	J.M. Butler, Auburn	76-72-70-68	286
	Gordon Sargent, Vanderbilt	71-73-73-69	286
	Michael Mjaaseth, Arizona St.	76-72-66-72	286
	Mateo Fernandez De Oliveira, Arkansas*	66-74-75-71	286
	Ian Siebers, Duke*	72-71-71-72	286
	Christo Lamprecht, Georgia Tech	73-73-74-66	286
	Etan Ng, Stanford	73-73-69-71	286
	William Mouw, Pepperdine	73-71-70-72	286
48.	Carson Bacha, Auburn	68-72-73-74	287
	William Moll, Vanderbilt	75-71-68-73	287
	Dylan McDermott, Colorado*	71-72-72-72	287
	Jase Summy, Oklahoma*	72-73-69-73	287
52.	Deven Patel, Virginia	72-73-72-71	288
	Johnny Keefer, Baylor*	74-72-68-74	288
	Roberto Nieves, Pepperdine	68-75-72-73	288
55.	Maxwell Moldovan, Ohio St.	69-76-72-72	289
	Ben Van Wyk, Georgia	71-73-71-74	289
	Bartley Forrester, Georgia Tech	71-73-73-72	289
58.	Pietro Bovari, Virginia	75-72-74-69	290
	Reid Davenport, Vanderbilt	70-75-71-74	290
	Thomas Ponder, Alabama	75-74-75-66	290
	Hiroshi Tai, Georgia Tech	76-72-69-73	290
	Yuxin Lin, Florida	73-72-72-73	290
63.	William Paysee, Texas A&M	72-73-72-74	291
	Alex Vogelsong, Auburn	71-71-72-77	291

Pos.	Player, Team	Round Scores	Total	Pos.	Player, Team	Round Scores	Total
	Luke Potter, Arizona St.	77-69-73-72	291		Piercen Hunt, Illinois	74-75-73-73	295
	Caleb Manuel, Georgia	70-74-73-74	291	77.	JP Cave, Alabama	72-74-75-75	296
	Matthew Kress, Florida	76-76-70-69	291		Nate Menon, Stanford	77-74-74-71	296
68.	Michael Thorbjornsen, Stanford	77-76-68-71	292	79.	George Duangmanee, Virginia	77-71-71-78	297
	Matthis Besard, Illinois	76-68-71-77	292		Frederik Kjettrup, Florida St.	73-72-75-77	297
70.	Connor Creasy, Georgia	73-74-73-73	293	81.	Adam Wallin, Ohio St.	74-78-73-73	298
	Jonathan Griz, Alabama	72-70-75-76	293	82.	Jackson Chandler, Ohio St.	77-79-72-75	303
72.	Brendan Valdes, Auburn	73-74-78-69	294	83.	Jamie Montojo, Texas A&M	x-x-79-71	150
	Matthew Riedel, Vanderbilt	77-70-74-73	294	84.	Carter Loflin, Georgia	x-x-x-69	69
74.	Sam Bennett, Texas A&M	75-74-71-75	295				
	JonErik Alford, Ohio St.	74-73-74-74	295				

HISTORY

TEAM RESULTS

1897-1938

(Note: No tournament held in 1900, 1917 and 1918.)

Year	Champion	Host or Site
1897	Yale	Ardley Casino
1898	Yale (spring)	
1898	Harvard (fall)	
1899	Harvard	
1901	Harvard	Atlantic City
1902	Yale (spring)	Garden City
1902	Harvard (fall)	Morris County
1903	Harvard	Garden City
1904	Harvard	Myopia
1905	Yale	Garden City

Year	Champion	Host or Site	Year	Champion	Host or Site
1906	Yale	Garden City	1925	Yale	Montclair
1907	Yale	Nassau	1926	Yale	Merion
1908	Yale	Brae Burn	1927	Princeton	Garden City
1909	Yale	Apawamis	1928	Princeton	Apawamis
1910	Yale	Essex County	1929	Princeton	Deal, N.J.
1911	Yale	Baltusrol	1930	Princeton	Oakmont
1912	Yale	Ekwanok	1931	Yale	Olympia Fields
1913	Yale	Huntingdon Valley	1932	Yale	Hot Springs, Va.
1914	Princeton	Garden City	1933	Yale	Buffalo
1915	Yale	Greenwich	1934	Michigan	Cleveland
1916	Princeton	Oakmont	1935	Michigan	Congressional
1919	Princeton	Merion	1936	Yale	North Shore
1920	Princeton	Nassau	1937	Princeton	Oakmont
1921	Dartmouth	Greenwich	1938	Stanford	Louisville
1922	Princeton	Garden City			
1923	Princeton	Siwanoy			
1924	Yale	Greenwich			

1939 To 2009

Year	Champion	Coach	Score	Runner-Up	Score	Host or Site
1939	Stanford	Eddie Twiggs	612	Northwestern/Princeton	614	Des Moines, Iowa
1940	Princeton/LSU	Walter Bourne/Major J. Perry Cole	601			Manchester, Vt.
1941	Stanford	Eddie Twiggs	580	LSU	599	Ohio St.
1942	LSU/Stanford	Major J. Perry Cole/Mike Donahue	590			Notre Dame
1943	Yale	William Neale	614	Michigan	618	Olympia Fields, Ill.
1944	Notre Dame	George Holderith	311	Minnesota	312	Toledo, Ohio
1945	Ohio St.	Robert Kepler	602	Michigan/Northwestern	621	Ohio St.
1946	Stanford	Eddie Twiggs	619	Michigan	624	Princeton
1947	LSU	T.P. Heard	606	Duke	614	Michigan
1948	San Jose St.	Wilbur Hubbard	579	LSU	588	Stanford
1949	North Texas	Fred Cobb	590	Purdue/Texas	600	Iowa St.
1950	North Texas	Fred Cobb	573	Purdue	577	New Mexico
1951	North Texas	Fred Cobb	588	Ohio St.	589	Ohio St.
1952	North Texas	Fred Cobb	587	Michigan	593	Purdue

Year	Champion	Coach	Score	Runner-Up	Score	Host or Site
1953	Stanford	Charles Finger	578	North Carolina	580	Colorado Springs, Colo.
1954	SMU	Graham Ross	572	North Texas	573	Houston/Rice
1955	LSU	Mike Barbato	574	North Texas	583	Tennessee
1956	Houston	Dave Williams	601	North Texas/Purdue	602	Ohio St.
1957	Houston	Dave Williams	602	Stanford	603	Colorado Springs, Colo.
1958	Houston	Dave Williams	570	Oklahoma St.	582	Williams
1959	Houston	Dave Williams	561	Purdue	571	Oregon
1960	Houston	Dave Williams	603	Purdue/Oklahoma St.	607	Colorado Springs, Colo.
1961	Purdue	Sam Voinoff	584	Arizona St.	595	West Lafayette, Ind.
1962	Houston	Dave Williams	588	Oklahoma St.	598	Duke
1963	Oklahoma St.	Labron Harris	581	Houston	582	Wichita St.
1964	Houston	Dave Williams	580	Oklahoma St.	587	Colorado Springs, Colo.
1965	Houston	Dave Williams	577	Cal State LA	587	Tennessee
1966	Houston	Dave Williams	582	San Jose St.	586	Stanford
1967	Houston	Dave Williams	585	Florida	588	Shawnee, Pa.
1968	Florida	Buster Bishop	1,154	Houston	1,156	New Mexico St.
1969	Houston	Dave Williams	1,223	Wake Forest	1,232	Colorado Springs, Colo.
1970	Houston	Dave Williams	1,172	Wake Forest	1,182	Ohio St.
1971	Texas	George Hannon	1,144	Houston	1,151	Arizona
1972	Texas	George Hannon	1,146	Houston	1,159	Cape Coral, Fla.
1973	Florida	Buster Bishop	1,149	Oklahoma St.	1,159	Oklahoma St.
1974	Wake Forest	Jess Haddock	1,158	Florida	1,160	San Diego St.
1975	Wake Forest	Jess Haddock	1,156	Oklahoma St.	1,189	Ohio St.
1976	Oklahoma St.	Mike Holder	1,166	BYU	1,173	New Mexico
1977	Houston	Dave Williams	1,197	Oklahoma St.	1,205	Colgate
1978	Oklahoma St.	Mike Holder	1,140	Georgia	1,157	Oregon
1979	Ohio St.	James Brown	1,189	Oklahoma St.	1,191	Wake Forest
1980	Oklahoma St.	Mike Holder	1,173	BYU	1,177	Ohio St.
1981	BYU	Karl Tucker	1,161	Oral Roberts	1,163	Stanford
1982	Houston	Dave Williams	1,141	Oklahoma St.	1,151	Pinehurst, N.C.
1983	Oklahoma St.	Mike Holder	1,161	Texas	1,168	Fresno St.
1984	Houston	Dave Williams	1,145	Oklahoma St.	1,146	Houston
1985	Houston	Dave Williams	1,172	Oklahoma St.	1,175	Florida
1986	Wake Forest	Jess Haddock	1,156	Oklahoma St.	1,160	Wake Forest
1987	Oklahoma St.	Mike Holder	1,160	Wake Forest	1,176	Ohio St.
1988	UCLA	Eddie Merrins	1,176	UTEP/Oklahoma/Oklahoma St.	1,179	Southern California
1989	Oklahoma	Gregg Grost	1,139	Texas	1,179	Edmond, Okla.
1990	Arizona St.	Steve Loy	1,155	Florida	1,157	Florida
1991	Oklahoma St.	Mike Holder	1,161	North Carolina	1,168	San Jose St.
1992	Arizona	Rick LaRose	1,129	Arizona St.	1,136	New Mexico
1993	Florida	Buddy Alexander	1,145	Georgia Tech	1,146	Kentucky
1994	Stanford	Wally Goodwin	1,129	Texas	1,133	SMU
1995	*Oklahoma St.	Mike Holder	1,156	Stanford	1,156	Ohio St.
1996	Arizona St.	Randy Lein	1,186	UNLV	1,189	Chattanooga, Tenn.
1997	Pepperdine	John Geiberger	1,148	Wake Forest	1,151	Northwestern
1998	UNLV	Dwaine Knight	1,118	Clemson	1,121	New Mexico
1999	Georgia	Chris Haack	1,180	Oklahoma St.	1,183	Minnesota
2000	*Oklahoma St.	Mike Holder	1,116	Georgia Tech	1,116	Auburn
2001	Florida	Buddy Alexander	1,126	Clemson	1,144	Duke
2002	Minnesota	Brad James	1,134	Georgia Tech	1,138	Ohio St.
2003	Clemson	Larry Penley	1,191	Oklahoma St.	1,193	Oklahoma St.
2004	California	Steve Desimone	1,134	UCLA	1,140	Hot Springs, Va.
2005	Georgia	Chris Haack	1,135	Georgia Tech	1,146	Owings Mills, Md.
2006	Oklahoma St.	Mike McGraw	1,143	Florida	1,146	Sunriver, Ore.
2007	Stanford	Conrad Ray	1,109	Georgia	1,121	VCU
2008	UCLA	Derek Freeman	1,194	Stanford	1,195	Purdue

2009 TO PRESENT - MATCH PLAY FORMAT

Year	Champion	Coach	Score	Runner-Up	Host or Site
2009	Texas A&M	J. T. Higgins	3-2	Arkansas	Toledo, Ohio
2010	Augusta	Josh Gregory	3.5-1.5	Oklahoma St.	Ooltewah, Tennessee
2011	Augusta	Josh Gregory	3-2	Georgia	Stillwater, Oklahoma

Year	Champion	Coach	Score	Runner-Up	Host or Site
2012	Texas	John Fields	3-2	Alabama	Pacific Palisades, California
2013	Alabama	Jay Seawell	4-1	Illinois	Atlanta, Georgia
2014	Alabama	Jay Seawell	4-1	Oklahoma St.	Hutchinson, Kansas
2015	LSU	Chuck Winstead	4-1	Southern California	Bradenton, Florida
2016	Oregon	Casey Martin	3-2	Texas	Eugene, Oregon
2017	Oklahoma	Ryan Hybl	3-1-1	Oregon	Sugar Grove, Illinois
2018	Oklahoma St.	Alan Bratton	5-0	Alabama	Stillwater, Oklahoma
2019	Stanford	Conrad Ray	3-2	Texas	Fayetteville, Arkansas
2020	<i>Championship canceled - COVID-19</i>				
2021	Pepperdine	Michael Beard	3-2	Oklahoma	Scottsdale, Arizona
2022	Texas	John Fields	3-2	Arizona St.	Scottsdale, Arizona
2023	Florida	J.C. Deacon	3-1	Georgia Tech	Scottsdale, Arizona

*Won playoff.

(Note: Par-70 tournaments held in 1969-73-89-2004-05-07-13; par-71 tournaments held in 1968-81-88-2002-09-12; all other tournament were par-72. Match play to determine team champion began in 2009.)

TEAM CHAMPIONSHIPS

(Notes: These totals include co-championships. Both fall and spring titles were contested in 1898 and 1902.)

Yale	21
Houston	16
Princeton	12
Oklahoma St.	11
Stanford	9
Harvard	6
LSU	5
Florida	5
North Texas	4
Texas	4
Wake Forest	3
Alabama	2
Arizona St.	2
Augusta	2
Georgia	2
Michigan	2
Ohio St.	2
Oklahoma	2
Pepperdine	2
UCLA	2
Arizona	1
BYU	1
California	1
Clemson	1
Dartmouth	1
Minnesota	1
Notre Dame	1
Oregon	1
Purdue	1
San Jose St.	1
SMU	1
Texas A&M	1
UNLV	1

INDIVIDUAL CHAMPIONS

(Note: These totals include co-championships.)

Yale	13
Oklahoma St.	9
Harvard	8
Houston	8
Princeton	7
Arizona St.	6
Texas	6
Ohio St.	5
Southern California	4
Florida	3
Georgia Tech	3
LSU	3
Michigan	3
Stanford	3
Tulane	3
Wake Forest	3
Clemson	2
Georgetown	2
Illinois	2
Minnesota	2
North Carolina	2
Oklahoma	2
Purdue	2
San Jose St.	2
UNLV	2
Arkansas	1
Auburn	1
Augusta	1
Cal State LA	1
California	1
Carleton	1
Colorado	1
Columbia	1
Dartmouth	1
Georgia	1
Memphis	1
NC State	1
Northwestern	1
Ole Miss	1
Oregon	1
SMU	1
UCLA	1
Utah St.	1

Vanderbilt	1
Virginia	1
Washington	1

TOURNAMENT MEDALISTS, 1939-64

Year	Winner	School	Score
1939	Sid Richardson	Northwestern	144
1940	John Burke	Georgetown	143
1941	Earl Stewart	LSU	
1942	Dick Haskell	Northwestern	142
1943	Sonny Ellis	LSU	72
1944	James Jackson	WashU	73
1945	Howard Baker	Ohio St.	142
1946	Charles Lind	Denver	143
1947	Bob Harris	San Jose St.	147
	Bo Wininger	Oklahoma St.	
1948	Morgan Fottrell	San Jose St.	139
	Gardner Dickinson	LSU	
1949	Arnold Palmer	Wake Forest	141
1950	Arnold Palmer	Wake Forest	138
1951	Sam Kocsis	Detroit Mercy	141
1952	Paul Hamey	Holy Cross	140
1953	Merle Backlund	Colorado	137
1954	Don Albert	Purdue	136*
1955	John Pott	LSU	136*
1956	Rex Baxter Jr.	Houston	140
1957	Roger Rubendall	Wisconsin	142
	Warren Simmons	Syracuse	
1958	Phil Rodgers	Houston	139
	Ab Justice	Oklahoma St.	
1959	Bob Pratt	Houston	*136
	Jack Cupit	Houston	
1960	Gene Francis	Purdue	143
1961	Jack Nicklaus	Ohio St.	140
1962	Kermit Zarley	Houston	140
1963	R.H. Sikes	Arkansas	139
1964	Jerry Potter	Miami (FL)	139

*Indicates record.

CHAMPIONSHIP RECORDS

MOST CHAMPIONSHIPS

3—Ben Crenshaw, Texas (1971-72-73); Phil Mickelson, Arizona St. (1989-90-92).

CONSECUTIVE CHAMPIONSHIPS

3—Ben Crenshaw, Texas (1971-72-73).
2—Dexter Cummings, Yale (1923-24); Fred Lamprecht, Tulane (1925-26); G.T. Dunlap, Princeton (1930-31); Dick Crawford, Houston (1959-60); Scott Simpson, Southern California (1976-77); Phil Mickelson, Arizona St. (1989-90).

INDIVIDUAL RECORDS

LOWEST SCORE (IN RELATION TO PAR), ONE ROUND

60 (10-under-par)—Michael Schachner, Duke, third round 2007.
61 (9-under-par)—John Rahm, Arizona St., first round 2013.
62 (8-under-par)—Notah Begay III, Stanford, second round 1994.
62 (8-under-par)—Robert Gamez, Arizona, second round 1989.

LOWEST SCORE (IN RELATION TO PAR), AFTER TWO ROUNDS

128 (16-under-par)—Phil Mickelson, Arizona St., 1992.

LOWEST SCORE (IN RELATION TO PAR), AFTER THREE ROUNDS

196 (20-under-par)—Charles Howell, Oklahoma St., 2000.

LOWEST SCORE (IN RELATION TO PAR), FOUR ROUNDS

265 (23-under-par)—Charles Howell, Oklahoma St., 2000.

MOST MATCH-PLAY VICTORIES, CAREER

7—Cory Whitsett, Alabama (7-2-0 — 2012: 2-1; 2013: 3-0; 2014: 2-1)

BEST MATCH-PLAY WINNING PERCENTAGE (MINIMUM 4 VICTORIES)

1.000—Viktor Hovland, Oklahoma St. (6-0-0), 2017-19; Patrick Reed, Augusta (6-0-0), 2010-11; Zach Wright, LSU (6-0-0), 2014-16; Russell Henley, Georgia (5-0-0), 2009 & 2011; Steven Chervony, Texas (4-0-0), 2018-19; Logan McAllister, Oklahoma (4-0-0), 2021-22

MOST CONSECUTIVE MATCH-PLAY VICTORIES

6—Austin Eckroat, Oklahoma St., 2018-21; Viktor Hovland, Oklahoma St., 2017-19; Patrick Reed, Augusta, 2010-11; Zach Wright, LSU, 2014-16

MOST MATCH-PLAY MATCHES

9—Cory Whitsett, Alabama, 2012 (3), 2013 (3), 2014 (3); Bobby Wyatt, Alabama, 2012 (3), 2013 (3), 2014 (3)

LARGEST WINNING MARGIN (MATCH PLAY)

8—Adrien Dumont de Chassart, Illinois, def. Patrick Welch, Oklahoma, 8&6, Grayhawk Golf Club, 2021 quarterfinals; Zach Bauchou, Oklahoma St., def. Jonathan Hardee, Alabama, 8&7, Karsten Creek Golf Club, 2018 championship; Patrick Reed, Augusta, def. Peter Uihlein, Oklahoma St., 8&7, Karsten Creek Golf Club, 2011 semifinals; Andrea Pavan, Texas A&M, def. Alexander Sitompul, Michigan, 8&7, Inverness Club, 2009 semifinals

7—Preston Summerhays, Arizona St., def. Chris Gotterup, Oklahoma, 7&5, Grayhawk Golf Club, 2022 quarterfinals; Cole Hammer, Texas, def. Patrick Welch, Oklahoma, 7&5, Blessings Golf Club, 2019 quarterfinals; Wilson Furr, Alabama, def. Kyle Hogan, Texas Tech, 7&6, Karsten Creek Golf Club, 2018 quarterfinals; Doug Ghim, Texas, def. Max McGreevy, Oklahoma, 7&6, Eugene Country Club, 2016 quarterfinals; Zach Wright, LSU, def. Mookie DeMoss, Georgia, 7&6, Concession Golf Club, 2015 semifinals; Talor Gooch, Oklahoma St., def. Olle Bengtsson, Augusta, 7&5, Karsten Creek Golf Club, 2011 semifinals; Carter Newman, Augusta, def. T.J. Mitchell, Georgia, 7&5, Karsten Creek Golf Club, 2011 championship; Andrea Pavan, Texas A&M, def. David Lingmerth, Arkansas, 7&6, Inverness Club, 2009 championship

LONGEST MATCH

21 holes—Sulman Raza, Oregon def. Taylor Funk, Texas, Eugene Country Club, 2016 finals; Talor Gooch, Oklahoma St., def. Maverick McNealy, Stanford, Prairie Dunes Country Club, 2014 semifinals; Ricky Castillo, Florida def. Brett Roberts, Florida St., Grayhawk Golf Club, 2023 semifinals.

TEAM RECORDS

MOST CONSECUTIVE APPEARANCES IN NCAA REGIONALS

34—Clemson (1989-2023), Oklahoma St. (1989-2023)

MOST CONSECUTIVE APPEARANCES IN NCAA CHAMPIONSHIPS

65—Oklahoma St., 1947-2011

BEST SCORE (IN RELATION TO PAR), TWO ROUNDS

553 (23-under-par)—UNLV, 1998 (Chris Berry 138, Bill Lunde 138, Charley Hoffman 138, Jeremy Anderson 139, Scott Lander, 143).

BEST SCORE (IN RELATION TO PAR), THREE ROUNDS (SINCE 2009)

824 (16-under-par)—California 2013 (Max Homa 201, Brandon Hagy 205, Michael Kim 212, Michael Weaver 214).

BEST SCORE (IN RELATION TO PAR), FOUR ROUNDS

1,116 (36-under-par)—Oklahoma St., 2000 (Charles Howell 265, Landry Mahan 281, Andres Hultman 288, Edward Loar 288, J.C. DeLeon 295); Georgia Tech, 2000 (Matt Weibring 276, Carlton Forrester 282, Bryce Molder 282, Matt Kuchar 283, Troy Matteson 285).

(Note: Team score composed of low four individual scores each round.)

MARGIN OF VICTORY (STROKES)

33—Wake Forest, 1975.

INDIVIDUAL CHAMPIONS

Year	Winner	School
1897	Louis Bayard Jr.	Princeton
1898	John Reid Jr.	Yale (spring)
1898	James Curtis	Harvard (fall)
1899	Percy Pyne	Princeton
1901	Halstead Lindsley	Harvard
1902	Charles Hitchcock Jr.	Yale (spring)
1902	Chandler Egan	Harvard (fall)
1903	F.O. Reinhart	Princeton

Year	Winner	School
1904	A.L. White	Harvard
1905	Robert Abbott	Yale
1906	W.E. Clow Jr.	Yale
1907	Ellis Knowles	Yale
1908	H.H. Wilder	Harvard
1909	Albert Seckel	Princeton
1910	Robert Hunter	Yale
1911	George Stanley	Yale
1912	F.C. Davison	Harvard
1913	Nathaniel Wheeler	Yale
1914	Edward Allis	Harvard

Year	Winner	School
1915	Francis Blossom	Yale
1916	J.W. Hubbell	Harvard
1919	A.L. Walker Jr.	Columbia
1920	Jess Sweetster	Yale
1921	Simpson Dean	Princeton
1922	Pollack Boyd	Dartmouth
1923	Dexter Cummings	Yale
1924	Dexter Cummings	Yale
1925	Fred Lamprecht	Tulane
1926	Fred Lamprecht	Tulane
1927	Watts Gunn	Georgia Tech
1928	Maurice McCarthy	Georgetown
1929	Tom Aycock	Yale
1930	G.T. Dunlap	Princeton
1931	G.T. Dunlap	Princeton
1932	J.W. Fischer	Michigan
1933	Walter Emery	Oklahoma
1934	Charles Yates	Georgia Tech
1935	Ed White	Texas
1936	Charles Kocsis	Michigan
1937	Fred Haas	LSU
1938	John Burke	Georgetown
1939	Vincent D'Antoni	Tulane
1940	Dixon Brooke	Virginia
1941	Earl Stewart	LSU
1942	Frank Tatum	Stanford
1943	Wallace Ulrich	Carleton
1944	Louis Lick	Minnesota
1945	John Lorms	Ohio St.
1946	George Hamer	Georgia
1947	Dave Barclay	Michigan
1948	Bob Harris	San Jose St.
1949	Harvie Ward	North Carolina
1950	Fred Wampler	Purdue
1951	Tom Nieporte	Ohio St.
1952	Jim Vickers	Oklahoma
1953	Earl Moeller	Oklahoma St.
1954	Hillman Robbins	Memphis
1955	Joe Campbell	Purdue
1956	Rick Jones	Ohio St.
1957	Rex Baxter	Houston
1958	Phil Rodgers	Houston
1959	Dick Crawford	Houston
1960	Dick Crawford	Houston
1961	Jack Nicklaus	Ohio St.
1962	Kermit Zarley	Houston
1963	R.H. Sikes	Arkansas
1964	Terry Small	San Jose St.

Year	Winner	School	Score
1965	Marty Fleckman	Houston	281
1966	Bob Murphy	Florida	283
1967	Hale Irwin	Colorado	286
1968	Grier Jones	Oklahoma St.	276
1969	Bob Clark	Cal State LA	298
1970	John Mahaffey	Houston	284
1971	Ben Crenshaw	Texas	273
1972	Ben Crenshaw	Texas	279
	Tom Kite	Texas	
1973	Ben Crenshaw	Texas	282
1974	Curtis Strange	Wake Forest	282
1975	Jay Haas	Wake Forest	282
1976	Scott Simpson	Southern California	283
1977	Scott Simpson	Southern California	289
1978	David Edwards	Oklahoma St.	209
1979	Gary Hallberg	Wake Forest	287
1980	Jay Don Blake	Utah St.	283

Year	Winner	School	Score
1981	Ron Commans	Southern California	283
1982	Billy Ray Brown	Houston	280
1983	Jim Carter	Arizona St.	287
1984	John Inman	North Carolina	271
1985	Clark Burroughs	Ohio St.	285
1986	Scott Verplank	Oklahoma St.	282
1987	Brian Watts	Oklahoma St.	280
1988	E.J. Pfister	Oklahoma St.	284
1989	Phil Mickelson	Arizona St.	281
1990	Phil Mickelson	Arizona St.	279
1991	Warren Schutte	UNLV	283
1992	Phil Mickelson	Arizona St.	271
1993	Todd Demsey	Arizona St.	278
1994	Justin Leonard	Texas	271
1995	Chip Spratlin	Auburn	283
1996	Tiger Woods	Stanford	285
1997	*Charles Warren	Clemson	279
1998	James McLean	Minnesota	271
1999	Luke Donald	Northwestern	284
2000	Charles Howell	Oklahoma St.	265
2001	Nick Gilliam	Florida	276
2002	Troy Matteson	Georgia Tech	276
2003	Alejandro Canizares	Arizona St.	287
2004	Ryan Moore	UNLV	267
2005	*James Lepp	Washington	276
2006	Jonathan Moore	Oklahoma St.	276
2007	Jamie Lovemark	Southern California	271
2008	Kevin Chappell	UCLA	286
2009	Matt Hill	NC State	207
2010	Scott Langley	Illinois	206
2011	John Peterson	LSU	211
2012	Thomas Pieters	Illinois	208
2013	Max Homa	California	201
2014	*Cameron Wilson	Stanford	204
2015	Bryson Dechambeau	SMU	209
2016	Aaron Wise	Oregon	275
2017	Branden Thornberry	Ole Miss	277
2018	Broc Everett	Augusta	281
2019	Matthew Wolff	Oklahoma St.	278
2020	Championship Canceled	-COVID-19	
2021	Turk Pettit	Clemson	273
2022	Gordon Sargent	Vanderbilt	280
2023	Fred Biondi	Florida	273

Note - Non-American winners of the individual championship include Warren Schutte, UNLV (South Africa) in 1991; James McLean, Minnesota (Australia) in 1998; Luke Donald, Northwestern (England) in 1999; Alejandro Canizares, Arizona St. (Spain) in 2003; James Lepp, Washington (Canada) in 2005; Matt Hill, NC State (Canada) in 2009; and Thomas Pieters, Illinois (Belgium) in 2012.

NCAA INDIVIDUAL CHAMPIONS A FRESHMAN

Year	Winner	School
1971	Ben Crenshaw	Texas
1974	Curtis Strange	Wake Forest
1982	Billy Ray Brown	Houston
1989	Phil Mickelson	Arizona St.
1998	James McLean	Minnesota
2003	Alejandro Canizares	Arizona St.
2006	Jonathan Moore	Oklahoma St.
2007	Jamie Lovemark	Southern California
2022	Gordon Sargent	Vanderbilt

FINALS PARTICIPANTS & TEAM FINISHES

Team (Years Participated)	Years	1st	2nd	3rd	4th	5th	Best Finish (Year[s])
Akron (1951-61)	2	0	0	0	0	0	22nd (1951)
Alabama (1974-75-81-83-92-93-96-2005-07-08-09-11-12-13-14-16-17-18-23)	19	2	1	1	0	0	1st (2013-14)
American (1982)	1	0	0	0	0	0	28th (1982)
American Int'l (1958)	1	0	0	0	0	0	34th (1958)
Amherst (1939-40)	2	0	0	0	0	0	17th (1939-40)
Arizona (1941-60-61-63-87-88-89-90-91-92-93-94-95-96-97-98-99-2000-01-02-03-04-05-06-07-09-11-22)	28	1	0	4	0	5	1st (1992)
Arizona St. (1957-58-61-64-65-66-67-68-69-70-71-72-73-74-75-76-77-78-79-80-81-82-84-85-86-87-88-89-90-91-92-93-94-95-96-97-98-99-2000-01-03-04-05-06-07-08-09-10-11-13-15-16-17-18-19-21-22-23)	58	2	3	6	1	11	1st (1990-96)
Arkansas (1971-84-85-86-87-88-89-90-91-92-93-94-96-97-99-2003-05-09-11-13-14-16-18-21-22-23)	26	0	1	0	1	0	2nd (2009)
Army West Point (1960-67-86)	3	0	0	0	0	0	24th (1960)
Auburn (1976-79-85-86-89-90-93-94-95-97-98-2000-02-03-04-06-07-08-12-13-14-15-16-17-18-19-22-23)	28	0	0	0	0	0	6th (2018)
Augusta (1993-94-95-98-99-2001-02-03-05-08-10-11-18)	13	2	0	0	0	1	1st (2010-11)
Ball St. (1961-72-73-82-83-86-2013)	7	0	0	0	0	0	14th (1972)
Baylor (1960-66-67-2002-10-16-17-18-19-23)	10	0	0	0	0	1	5th (2017)
Beloit (1941)	1	0	0	0	0	0	19th (1941)
Boston College (1947-48-58)	3	0	0	0	0	0	11th (1947)
Bowling Green (1956-61-63-83)	4	0	0	0	0	0	27th (1961)
Bradley (1952-55)	2	0	0	0	0	0	15th (1952)
Bucknell (1957-61)	2	0	0	0	0	0	21st (1957)
Buffalo (1956)	1	0	0	0	0	0	30th (1956)
BYU (1957-65-66-67-69-70-71-73-74-75-76-77-78-79-80-81-82-83-84-85-86-87-91-92-93-99-2000-04-05-06-18-19-22-23)	34	1	2	1	3	4	1st (1981)
Cal State LA (1964-65-66-67-70-71)	6	0	1	0	0	1	2nd (1965)
California (1939-48-49-95-98-99-2000-04-10-11-12-13-14-16-19)	15	1	0	2	0	0	1st (2004)
Canisius (1949-50-51)	3	0	0	0	0	0	15th (1950)
Centenary (LA) (1980-81)	2	0	0	0	0	0	9th (1980)
Central Mich. (1949)	1	0	0	0	0	0	29th (1949)
Charlotte (2006-07-08-15)	4	0	0	1	0	0	3rd (2007)
Chattanooga (2009-12-23)	3	0	0	0	0	0	18th (2009-12)
Chicago (1939)	1	0	0	0	0	0	23rd (1939)
Clemson (1980-82-83-84-85-86-87-88-89-90-91-92-93-94-95-96-97-98-99-2000-01-02-03-04-06-08-10-15-16-17-18-19-21)	33	1	2	3	1	2	1st (2003)
Coastal Carolina (2005-06-07-13)	4	0	0	0	0	1	5th (2007)
Col. of Charleston (2001-22)	2	0	0	0	0	0	16th (2001)
Colby (1958)	1	0	0	0	0	0	32nd (1958)
Colgate (1958)	1	0	0	0	0	0	14th (1958)
Colorado (1947-53-54-55-60-64-66-68-80-81-84-89-94-99-2002-23)	16	0	0	0	0	0	8th (1968)
Colorado Col. (1957-63-64)	3	0	0	0	0	0	39th (1964)
Colorado St. (1999-2011-23)	3	0	0	0	0	0	24th (1999)
Cornell (1946-47-49-55)	4	0	0	0	0	0	15th (1946)
Dartmouth (1940-41-46-58-81)	5	0	0	0	0	0	14th (1940)
Davidson (1966)	1	0	0	0	0	0	25th (1966)
Denison (1948)	1	0	0	0	0	0	15th (1948)
Denver (1947-48-50-53-54-55-60)	7	0	0	0	0	0	10th (1953)
Detroit Mercy (1947-51-55)	3	0	0	0	1	0	4th (1951)
Drake (1997)	1	0	0	0	0	0	23rd (1997)
Duke (1939-40-41-47-48-59-61-62-66-90-93-97-99-2003-05-06-07-09-10-11-15-17-18-19-23)	25	0	1	3	2	1	2nd (1947)
East Carolina (2012)	1	0	0	0	0	0	26th (2012)
ETSU (1975-76-80-82-89-92-94-95-96-97-98-99-2000-01-06-07-08-21-22-23)	20	0	0	1	0	0	3rd (1996)
Eastern Mich. (1947)	1	0	0	0	0	0	37th (1947)
Florida (1952-55-59-60-61-65-66-67-68-69-71-72-73-74-75-77-78-79-80-81-83-84-85-86-87-88-89-90-91-92-93-94-95-96-97-98-99-2001-02-03-04-05-06-07-08-09-10-11-12-13-15-16-18-22-23)	55	5	4	4	3	2	1st (1968-73-93-2001-23)
Florida St. (1956-57-58-65-68-69-79-80-81-82-83-87-89-90-94-95-96-2007-10-12-13-14-15-16-17-21-22-23)	28	0	0	2	1	21	3rd (2010-23)
Fresno St. (1958-60-64-67-77-79-80-81-83-84-85-86-87-89-90-92-93-94-98-2000-02)	21	0	0	0	0	1	5th (1990)

Team (Years Participated)	Years	1st	2nd	3rd	4th	5th	Best Finish (Year[s])
Furman (1977-86)	2	0	0	0	0	0	18th (1977)
Ga. Southern (1972-73-74-75-76-77-78-79-80-88-2001-02-05-10-19-22)	16	0	0	0	0	0	7th (1980)
George Washington (1946)	1	0	0	0	0	0	14th (1946)
Georgetown (1939-40-41-51)	4	0	0	1	0	0	3rd (1940)
Georgia (1946-51-55-56-58-61-62-63-64-65-69-70-71-72-73-76-77-78-79-81-82-83-84-85-87-88-89-90-91-98-99-2000-01-02-03-04-05-06-07-08-09-11-12-13-14-15-16-19-21-22-23)	51	2	3	3	0	4	1st (1999-2005)
Georgia St. (2000-04-05-07-14)	5	0	0	0	0	0	11th (2004)
Georgia Tech (1947-85-86-87-88-89-90-91-92-93-94-95-98-99-2000-01-02-03-04-05-06-07-09-10-11-13-14-15-19-21-22-23)	32	0	5	2	1	5	2nd (1993-2000-02-05-23)
Hartford (1985-86-87-88)	4	0	0	0	0	0	25th (1987)
Harvard (1939-40)	2	0	0	0	0	0	15th (1940)
Holy Cross (1942-58-82-83)	4	0	0	0	0	0	13th (1942)
Houston (1952-53-54-55-56-57-58-59-60-61-62-63-64-65-66-67-68-69-70-71-72-73-74-75-76-77-78-79-80-81-82-83-84-85-86-87-89-92-94-95-97-98-99-2000-01-14-15-16)	48	16	4	2	2	2	1st (1956-57-58-59-60-62-64-65-66-67-69-70-77-82-84-85)
Houston Christian (1984-87-88)	3	0	0	0	0	1	5th (1987)
Idaho (1959-60-64)	3	0	0	0	0	0	14th (1959)
Illinois (1940-41-49-50-51-56-57-61-84-88-89-99-2002-03-08-09-10-11-12-13-14-15-16-17-18-19-21-23)	28	0	1	2	3	4	2nd (2013)
Indiana (1952-58-64-65-69-70-72-74-75-76-77-79-80-82-96-2008)	16	0	0	0	0	0	6th (1974)
Indiana (PA) (1967)	1	0	0	0	0	0	22nd (1967)
Iona (1958)	1	0	0	0	0	0	30th (1958)
Iowa (1939-46-49-54-55-56-57-58-59-60-95-2009-11-12)	14	0	0	0	0	0	7th (1939-46)
Iowa St. (1939-40-47-49-52-53-2014-17-18)	9	0	0	0	1	0	4th (1939)
Jacksonville (2017)	1	0	0	0	0	0	26th (2017)
Johns Hopkins (1949)	1	0	0	0	0	0	31st (1949)
Kansas (1939-47-50-52-57-89-93-95-96-99-2000-18-22)	13	0	0	0	0	0	11th (1950)
Kennesaw St. (2011-14-17)	3	0	0	0	0	0	26th (2011-14)
Kent St. (1947-49-51-54-84-87-90-92-93-94-95-98-2000-01-04-08-10-11-12-13-17-18)	22	0	0	0	0	1	5th (2012)
Kentucky (1947-87-88-2003-04-05-06-14-16-18)	10	0	0	0	0	1	5th (2006)
Kenyon (1947-50)	2	0	0	0	0	0	23rd (1950)
Knox (1946)	1	0	0	0	0	0	16th (1946)
Lamar University (1960-83-85-86-2006-07-12)	7	0	0	1	0	0	3rd (2007)
Lehigh (1946)	1	0	0	0	0	0	18th (1946)
Liberty (2012-19-22)	3	0	0	0	0	0	10th (2012)
Lipscomb (2017)	1	0	0	0	0	0	24th (2017)
LMU (CA) (2006)	1	0	0	0	0	0	30th (2006)
Long Beach St. (1971-72-73-74-82)	5	0	0	0	0	0	8th (1974)
Louisiana (1989-90-93)	3	0	0	0	0	0	9th (1990)
Louisville (2007-08-16-19-21)	5	0	0	0	0	0	9th (2021)
LSU (1939-40-41-42-43-46-47-48-52-53-54-55-56-66-67-73-75-76-79-81-84-85-86-87-88-89-91-92-93-94-97-2010-11-13-14-15-16-17-19)	39	5	2	4	1	3	1st (1940-42-47-55-2015)
Marshall (1955-57-62-76)	4	0	0	0	0	0	11th (1962)
Maryland (1958-63-64-67-71-72-76)	7	0	0	0	1	0	4th (1958)
Massachusetts (1958-76)	2	0	0	0	0	0	28th (1958)
Memphis (1954-55-64-67-88-2012)	6	0	0	0	0	0	8th (1955)
Miami (FL) (1947-48-49-61-62-63-64-66-67-72-82-86-90)	13	0	0	0	0	0	6th (1964-86)
Miami (OH) (1970-89-90-91-94-96-98)	7	0	0	0	0	0	13th (1970-98)
Michigan (1939-40-42-43-44-45-46-47-48-49-52-56-64-65-66-67-68-97-2009-11)	20	0	4	2	1	1	2nd (1943-45-46-52)
Michigan St. (1939-40-41-42-44-46-47-56-60-61-67-68-69-71-93-2007)	16	0	0	0	0	1	5th (1944)
Middle Tenn. (2008)	1	0	0	0	0	0	15th (2008)
Middlebury (1958)	1	0	0	0	0	0	28th (1958)
Minnesota (1939-41-42-43-44-45-46-47-52-53-54-55-56-57-60-61-62-63-64-93-98-99-2000-01-02-03-06-07)	28	1	1	1	1	1	1st (2002)
Mississippi St. (1991-2000-08-23)	4	0	0	0	0	0	25th (2023)
Missouri (1939-49-63-83-84-86-2005-14)	8	0	0	0	0	0	13th (1983)
Navy (1942-50-57-63-64-67-83)	7	0	0	0	0	0	8th (1957-63)
NC State (1975-79-82-83-88-89-90-91-93-95-96-98-2001-02-03-06-11-18)	18	0	0	0	0	0	6th (2002)
Nebraska (1978-98-99)	3	0	0	0	0	0	14th (1999)
Nevada (1989-90-2006)	3	0	0	0	0	0	28th (1990-2006)

Team (Years Participated)	Years	1st	2nd	3rd	4th	5th	Best Finish (Year[s])
New Mexico (1948-49-50-51-57-60-61-62-63-64-65-66-67-68-71-73-74-76-79-81-82-85-86-87-88-90-91-92-93-94-95-96-97-98-2000-02-03-04-05-07-13-17-23)	43	0	0	0	1	4	4th (1973)
New Mexico St. (1964-65-67-68-71-76-81-93-95)	9	0	0	0	0	0	13th (1971)
NIU (1976)	1	0	0	0	0	0	24th (1976)
North Carolina (1941-47-49-50-51-52-53-55-56-57-58-60-62-65-77-78-79-81-82-83-84-85-86-87-89-90-91-92-93-94-95-96-97-98-99-2000-02-03-04-06-07-17-18-19-21-22-23)	47	0	2	2	3	2	2nd (1953-91)
North Florida (2000-10-12-13-18-19-22)	7	0	0	0	0	0	12th (2012)
North Texas (1947-48-49-50-51-52-53-54-55-56-57-58-59-60-61-62-63-64-65-66-67-69-70-71-73-74-76-82)	28	4	3	3	1	2	1st (1949-50-51-52)
Northwestern (1939-40-41-42-43-45-46-47-48-49-51-52-53-56-61-64-91-97-98-99- 2000-06-09-11-18)	25	0	2	2	0	1	2nd (1939-45)
Notre Dame (1939-40-41-42-43-44-45-46-47-51-52-53-56-57-58-60-61-63-64-65-66)	21	1	0	1	2	0	1st (1944)
Ohio (1951-55-56-57-58-60-61-63-67-80)	10	0	0	0	0	0	17th (1960-63)
Ohio St. (1939-40-41-42-44-45-46-47-48-49-50-51-52-53-54-55-56-58-60-61-66-67-70-75-76-77-78-79-80-81-82-83-84-85-86-87-88-90-91-92-93-95-97-98-2009-11-19-22-23)	49	2	1	1	5	2	1st (1945-79)
Ohio Wesleyan (1951-56)	2	0	0	0	0	0	23rd (1951)
Oklahoma (1939-47-48-49-50-51-52-55-56-57-65-67-69-73-74-76-81-82-83-84-85-86-87-88-89-90-91-92-93-94-95-96-98-2000-01-04-06-11-12-13-14-15-16-17-18-19-21-22-23)	49	2	2	3	1	5	1st (1989-2017)
Oklahoma St. (1947-48-49-50-51-52-53-54-55-56-57-58-59-60-61-62-63-64-65-66- 67-68-69-70-71-72-73-74-75-76-77-78-79-80-81-82-83-84-85-86-87-88-89-90-91-92-93-94-95-96-97-98-99-2000-01-02-03-04-05-06-07-08-09-10-11-13-14-15-16-17-18-19-21-22)	74	10	18	6	12	11	1st (1963-76-78-80-83-87-91-95- 2000-06-18)
Ole Miss (1984-85-99-2001-17-22)	6	0	0	0	1	0	4th (1985)
Omaha (1949)	1	0	0	0	0	0	30th (1949)
Oral Roberts (1978-79-80-81-82-83-85)	7	0	1	1	0	0	2nd (1981)
Oregon (1947-48-50-56-57-59-60-64-70-75-76-77-78-81-83-86-87-90-98-99-2003-08-09-10-12-14-15-16-17-18-22-23)	32	1	1	2	1	0	1st (2016)
Oregon St. (1950-59-60-64-66-67-94-2001-10)	9	0	0	0	0	0	11th (1959)
Pacific (1980-83-96-2001-02)	5	0	0	0	0	0	11th (2001)
Penn (1947-58-65)	3	0	0	0	0	0	24th (1958-65)
Penn St. (1947-48-63-65-66-67-69-87-96-2004-08-10-17)	13	0	0	0	0	0	15th (2004)
Pepperdine (1993-96-97-2000-02-04-06-11-17-19-21-22-23)	13	2	0	1	0	1	1st (1997-2021)
Pittsburgh (1958)	1	0	0	0	0	0	26th (1958)
Portland (1959)	1	0	0	0	0	0	20th (1959)
Princeton (1939-40-41-43-46-47-56-59-60-61-80)	11	1	1	0	1	0	1st (1940)
Providence (1966-67)	2	0	0	0	0	0	31st (1966)
Purdue (1947-49-50-51-52-53-54-55-56-57-58-59-60-61-62-63-64-65-66-67-70-81-2001- 02-04-05-14-16-17)	29	1	5	1	2	1	1st (1961)
Rensselaer (1958)	1	0	0	0	0	0	33rd (1958)
Rhode Island (1965-67-2004)	3	0	0	0	0	0	30th (2004)
Rice (1989-90-91)	3	0	0	0	0	0	20th (1990)
Richmond (1999)	1	0	0	0	0	0	30th (1999)
Rochester (NY) (1949)	1	0	0	0	0	0	27th (1949)
Rollins (1958-59)	2	0	0	0	0	0	6th (1958)
Rutgers (1963-84)	2	0	0	0	0	0	30th (1963)
Sam Houston (2021)	1	0	0	0	0	0	9th (2021)
San Diego (1950-2009-10-11)	4	0	0	0	0	0	8th (2010)
San Diego St. (1960-62-65-66-67-70-76-77-78-79-80-81-82-83-84-99-2003-05-08-11-12-15-16)	23	0	0	0	0	1	5th (2012)
San Francisco (1966-2023)	2	0	0	0	0	0	20th (2023)
San Jose St. (1947-48-49-50-55-56-57-59-63-64-65-66-67-68-72-73-74-76-77-78-79-80-81-82-83-84-85-87-92-94-96-97)	32	1	1	0	3	1	1st (1948)
Seattle U (1955-59-60-64-65)	5	0	0	0	0	0	6th (1959)
SMU (1951-54-55-56-57-58-72-73-75-77-88-91-94-96-2001-03-04-05-14-15-19)	21	1	0	0	0	1	1st (1954)
South Carolina (1964-78-84-88-89-91-92-96-97-98-99-2001-03-06-07-09-13-14-15-16-19)	21	0	0	0	0	1	5th (2016)
South Fla. (1987-2015-16-22)	4	0	0	0	0	1	5th (2015)
Southeastern La. (1998)	1	0	0	0	0	0	23rd (1998)
Southern California (1939-40-48-51-52-53-54-55-56-58-60-61-62-63-64-65-66-67-68- 69-71-73-74-75-76-77-78-79-80-81-82-83-84-85-86-87-88-89-90-91-95-96-97-2000- 03-04-05-07-08-09-10-11-12-13-14-15-16-17-19)	58	0	1	7	2	4	2nd (2015)

Team (Years Participated)	Years	1st	2nd	3rd	4th	5th	Best Finish (Year[s])
St. Ambrose (1949)	1	0	0	0	0	0	23rd (1949)
St. John's (NY) (1985-88)	2	0	0	0	0	0	30th (1985)
St. Lawrence (1952)	1	0	0	0	0	0	24th (1952)
St. Mary's (CA) (2008-13)	2	0	0	0	0	0	29th (2013)
Stanford (1939-40-41-42-46-47-48-50-51-52-53-54-55-56-57-58-59-60-61-62-63-64-65-66-67-68-69-70-71-76-77-78-81-84-85-86-91-92-94-95-96-2005-07-08-09-10-12-14-15-16-17-18-19-22-23)	55	8	3	5	2	1	1st (1939-41-42-46-53-94-2007-19)
Syracuse (1941-47)	2	0	0	0	0	0	16th (1941)
TCU (1965-80-83-86-91-92-94-95-96-97-98-2000-02-04-09-10-12-13-15-16-19)	21	0	0	0	1	0	4th (1980)
Temple (1976-79-80-81-82-83-84-85-86-87-88)	11	0	0	0	0	0	25th (1976)
Tennessee (1955-65-72-80-81-82-95-96-97-2003-05-07-09-10-11-13)	16	0	0	0	0	0	6th (1980)
Texas (1939-41-47-48-49-50-51-52-53-54-55-57-60-61-63-64-65-66-67-68-69-70-71-72-73-74-75-76-79-80-81-82-83-84-85-86-87-88-89-90-91-92-93-94-95-96-97-2000-02-03-04-05-07-08-09-10-11-12-13-14-15-16-17-18-19-22-23)	67	4	6	4	2	4	1st (1971-72-2012-22)
Texas A&M (1955-60-61-63-67-69-75-77-78-79-80-81-82-83-84-85-86-87-96-97-2004-05-06-08-09-10-11-12-13-14-18-19-22-23)	34	1	0	0	1	1	1st (2009)
Texas Tech (1956-59-60-76-2002-06-07-09-10-13-15-18-21-22-23)	15	0	0	1	0	2	3rd (2018)
Toledo (1964-99-2001-02-04)	5	0	0	0	0	0	14th (2002)
Trinity (TX) (1953-54)	2	0	0	0	0	0	14th (1954)
Tulsa (1959-60-63-87-88-95-2002-05-07-12)	10	0	0	0	0	0	9th (2002)
UAB (2001-02-08-12-14-15-16)	7	0	0	0	0	0	12th (2001)
UC Irvine (1992-2001-08)	3	0	0	0	0	0	20th (2008)
UC Santa Barbara (1994-98)	2	0	0	0	0	0	21st (1994)
UCF (1990-91-92-2009-12-13-17-18)	8	0	0	0	0	0	10th (2009)
UCLA (1948-49-50-60-63-64-65-66-67-78-79-80-82-83-84-85-87-88-89-91-93-97-98-2001-03-04-05-06-07-08-09-10-11-12-13-14-15-18)	38	2	1	1	0	4	1st (1988-2008)
UConn (1964-79-80)	3	0	0	0	0	0	28th (1964)
*UNI (1949)	1	0	0	0	0	0	25th (1949)
Union (NY) (1940)	1	0	0	0	0	0	20th (1940)
UNLV (1989-90-91-92-93-94-95-96-97-98-99-2000-02-03-05-06-10-13-15-17-18-19)	22	1	1	0	1	2	1st (1998)
Utah (1948-49-50-54-64-88-2022)	7	0	0	0	0	0	9th (1950)
Utah St. (1981)	1	0	0	0	0	0	13th (1981)
UTEP (1985-86-87-88-89-90-91-95)	8	0	1	0	0	0	2nd (1988)
Valparaiso (1950)	1	0	0	0	0	0	22nd (1950)
Vanderbilt (2003-04-07-14-15-16-17-18-19-21-22-23)	12	0	0	2	3	2	3rd (2017-22)
VCU (2002)	1	0	0	0	0	0	30th (2002)
Virginia (1940-41-46-47-52-58-88-89-97-2000-08-09-10-12-15-16-17-23)	18	0	0	0	0	1	5th (2023)
Virginia Tech (1961-65-67-94-2001-02-12-14)	8	0	0	0	0	0	6th (1967)
Wake Forest (1949-50-52-55-62-63-64-67-68-69-70-71-72-74-75-76-77-78-79-81-82-83-84-85-86-87-88-91-92-93-94-95-96-97-2000-01-02-03-05-06-07-08-09-16-19-21-22)	47	3	4	3	4	3	1st (1974-75-86)
Washington (1942-46-48-59-63-64-65-66-88-89-97-99-2000-01-02-03-04-05-06-08-09-10-12-13-14-15)	26	0	0	1	2	3	3rd (2005)
Washington St. (1949)	1	0	0	0	0	0	14th (1949)
Wayne St. (MI) (1947)	1	0	0	0	0	0	36th (1947)
Weber St. (1976-78-79-80-82-83-84)	7	0	0	0	0	0	12th (1982)
West Virginia (1947)	1	0	0	0	0	0	39th (1947)
Western Ill. (1955-56)	2	0	0	0	0	0	18th (1956)
Wichita St. (1953-54-63-64-65-66-67-78-79-2003-04)	11	0	0	0	0	0	14th (1953)
Williams (1955-56-58)	3	0	0	0	0	0	22nd (1958)
Wisconsin (1941-42-47-51-52-53-55-57-63-64-66-90-92)	13	0	0	0	0	0	6th (1951)
Yale (1939-40-42-43-47-49-54-55-56-58-59-60-63-64-65-67-84)	17	1	0	0	0	1	1st (1943)

*UTEP's participation in 1983 championships vacated by NCAA Committee on Infractions.

(Note: Match play to determine team champion began in 2009. Teams losing in the semifinals are credited with third-place finishes. Teams losing in the quarterfinals are credited with fifth-place finishes.)

TEAM MATCH-PLAY RESULTS (2009-PRESENT)

Team (Years Participated)	Years	Won	Lost	Pct.
Alabama (2012-13-14-18)	4	9	2	.818
Arizona St. (2009-13-21-22-23)	5	3	5	.375
Arkansas (2009)	1	2	1	.667
Auburn (2018)	1	1	1	.500
Augusta (2010-11)	2	6	0	1.000
Baylor (2017)	1	0	1	.000
California (2012-13)	2	2	2	.500
Duke (2011-18)	2	2	2	.500
Florida (2023)	1	3	0	1.000
Florida St. (2010-21-23)	3	2	3	.400
Georgia (2009-11-15)	3	4	3	.571
Georgia Tech (2010-11-13-14-23)	5	3	5	.375
Illinois (2011-13-14-15-16-17-21-23)	8	5	8	.385
Kent St. (2012)	1	0	1	.000
LSU (2014-15-16)	3	3	2	.600
Michigan (2009)	1	1	1	.500
New Mexico (2013)	1	0	1	.000
North Carolina (2021-22-23)	3	1	3	.250
Ohio St. (2011)	1	0	1	.000
Oklahoma (2016-17-18-19-21-22)	6	5	5	.500
Oklahoma St. (2009-10-11-14-17-18-19-21-22)	9	9	8	.529
Oregon (2010-12-16-17)	4	7	3	.700
Pepperdine (2021-22-23)	3	4	2	.667
SMU (2014-19)	2	0	2	.000
San Diego St. (2012)	1	0	1	.000
South Carolina (2016)	1	0	1	.000
South Fla. (2015)	1	0	1	.000
Southern California (2009-15-16-17)	4	3	4	.429
Stanford (2010-14-19)	3	3	2	.600
Texas (2012-13-15-16-18-19-22)	7	10	5	.667
Texas A&M (2009-18-19)	3	3	2	.600
Texas Tech (2010-18-22)	3	0	3	.000
UCLA (2011-12-14-15)	4	0	4	.000
UNLV (2013-17)	2	0	2	.000
Vanderbilt (2015-16-17-19-21-22)	6	3	6	.333
Virginia (2023)	1	0	1	.000
Wake Forest (2019)	1	0	1	.000
Washington (2009-10-12)	3	0	3	.000

Note: Starting with 2023 championship, any individual matches that are unfinished when the team match is completed, are no longer counted as final; rather, these individual matches are shown as unfinished matches. Prior to 2023, players were assigned a win/loss/tie at time when a team match was decided.

2009

Toledo, Ohio | Inverness Club

CHAMPIONSHIP

No. 7 Texas A&M def. No. 4 Arkansas, 3-2

Bronson Burgoon, Texas A&M def. Andrew Landry, Arkansas, 1-up
 Andrea Pavan, Texas A&M def. David Lingmerth, Arkansas, 7 & 6
 John Hurley, Texas A&M def. Ethan Tracy, Arkansas, 6 & 4
 Jason Cuthbertson, Arkansas def. Matt Van Zandt, Texas A&M, 3 & 1
 Jamie Marshall, Arkansas def. Conrad Schindler, Texas A&M, 3 & 2

SEMIFINAL MATCHES

No. 4 Arkansas def. No. 8 Georgia, 3-1-1

Andrew Landry, Arkansas vs. Brian Harman, Georgia, All Square
 David Lingmerth, Arkansas def. Hudson Swafford, Georgia, 3 & 2
 Russell Henley, Georgia def. Ethan Tracy, Arkansas, 2 & 1

Jason Cuthbertson, Arkansas def. Harris English, Georgia, 2 & 1
 Jamie Marshall, Arkansas def. Adam Mitchell, Georgia, 1-up

No. 7 Texas A&M def. No. 6 Michigan, 3-1-1

Bronson Burgoon, Texas A&M def. Lion Kim, Michigan, 4 & 3
 Andrea Pavan, Texas A&M def. Alexander Sitompul, Michigan, 8 & 7
 John Hurley, Texas A&M vs. Matt Thompson, Michigan, All Square
 Matt Van Zandt, Texas A&M def. Bill Rankin, Michigan, 1-up
 Nick Pumford, Michigan def. Conrad Schindler, Texas A&M, 2 & 1

QUARTERFINAL MATCHES

No. 8 Georgia def. No. 1 Oklahoma St., 3-2-0

Brian Harman, Georgia def. Rickie Fowler, Oklahoma St., 1-up
 Morgan Hoffmann, Oklahoma St. def. Hudson Swafford, Georgia, 4 & 3
 Russell Henley, Georgia def. Trent Leon, Oklahoma St., 2 & 1
 Peter Uihlein, Oklahoma St. def. Harris English, Georgia, 4 & 3
 Adam Mitchell, Georgia def. Kevin Tway, Oklahoma St., 5 & 3

No. 4 Arkansas def. No. 5 Washington, 3-2-0

Nick Taylor, Washington def. Andrew Landry, Arkansas, 4 & 3
 Darren Wallace, Washington def. Ethan Tracy, Arkansas, 6 & 5
 Jason Cuthbertson, Arkansas def. Chris Killmer, Washington, 3 & 2
 Jamie Marshall, Arkansas def. Tze Huang Choo, Washington, 3 & 2
 David Lingmerth, Arkansas def. Richard Lee, Washington, 3 & 1

No. 7 Texas A&M def. No. 2 Arizona St., 3-1-1

Bronson Burgoon, Texas A&M def. Knut Borsheim, Arizona St., 5 & 4
 Stephan Gross, Arizona St. def. Andrea Pavan, Texas A&M, 4 & 3
 John Hurley, Texas A&M def. Chan Kim, Arizona St., 3 & 2
 Jesper Kennegard, Arizona St. and Matt Van Zandt, Texas A&M, All Square
 Conrad Shindler, Texas A&M def. Scott Pinckney, Arizona St., 2 & 1

No. 6 Michigan def. No. 3 Southern California, 3-2-0

Matt Thompson def. Tom Glissmeyer, Southern California, 4 & 3
 Lion Kim, Michigan def. Matthew Giles, Southern California, 2 & 1
 Alexander Sitompul, Michigan def. Tim Sluiter, Southern California, 5 & 3
 Steve Lim, Southern California def. Bill Rankin, Michigan, 4 & 3
 Ryan Linton, Southern California def. Nick Pumford, Michigan, 3 & 2

2010

Chattanooga, Tennessee | Honors Course

CHAMPIONSHIP

No. 6 Augusta def. No. 1 Oklahoma St., 3-1-1

Henrik Norlander, Augusta def. Morgan Hoffmann, Oklahoma St., 5 & 4
 Patrick Reed, Augusta def. Peter Uihlein, Oklahoma St., 4 & 2
 Mitch Krywulycz, Augusta def. Kevin Tway, Oklahoma St., 19 holes
 Trent Whitekiller, Oklahoma St. vs. Taylor Floyd, Augusta, All Square
 Sean Einhaus, Oklahoma St. def. Carter Newman, Augusta, 2 & 1

SEMIFINAL MATCHES

No. 1 Oklahoma St. def. No. 5 Oregon, 3-1-1

Jack Dukeminier, Oregon def. Sean Einhaus, Oklahoma St., 4 & 3
 Trent Whitekiller, Oklahoma St. def. Isaiah Telles, Oregon, 5 & 4
 Kevin Tway, Oklahoma St. vs. Andrew Vijarro, Oregon, All Square
 Peter Uihlein, Oklahoma St. def. Daniel Miernicki, Oregon, 3 & 2
 Morgan Hoffmann, Oklahoma St. def. Eugene Wong, Oregon, 3 & 2

No. 6 Augusta def. No. 2 Florida St., 4-1-0

Henrik Norlander, Augusta def. Drew Kittleson, Florida St., 2 & 1
 Patrick Reed, Augusta def. Brooks Koepka, Florida St., 1-up
 Seath Lauer, Florida St. def. Mitch Krywulycz, Augusta, 4 & 3

Taylor Floyd, Augusta, def. Wesley Graham, Florida St., 2-up
Carter Newman, Augusta def. Michael Hebert, Florida St., 4 & 3

QUARTERFINAL MATCHES

No. 1 Oklahoma St. def. No. 8 Stanford, 4-1-0

Sean Einhaus, Oklahoma St. def. Joseph Bramlett, Stanford, 5 & 4
Trent Whitekiller, Oklahoma St. def. Andrew Yun, Stanford, 1-up
Kevin Tway, Oklahoma St. def. Sihwan Kim, Stanford, 5 & 4
David Chung, Stanford def. Peter Uihlein, Oklahoma St., 1-up
Morgan Hoffmann, Oklahoma St. def. Steve Ziegler, Stanford, 1-up

No. 2 Florida St. def. No. 7 Texas Tech, 4-1-0

Drew Kittleson, Florida St. def. Nils Floren, Texas Tech, 2 & 1
Brooks Koepka, Florida St. def. Chris Ward, Texas Tech, 2-up
Seath Lauer, Florida St. def. Matt Smith, Texas Tech, 2-up
Tyler Weworski, Texas Tech def. Wesley Graham, Florida St., 3 & 2
Michael Hebert, Florida St. def. Finley Ewing IV, Texas Tech, 2 & 1

No. 6 Augusta def. No. 3 Georgia Tech, 3-2-0

Carter Newman, Augusta def. Paul Haley, Georgia Tech, 1-up
Kyle Scott, Georgia Tech def. Taylor Floyd, Augusta, 1-up
James White, Georgia Tech def. Mitch Krywulycz, Augusta, 2 & 1
Patrick Reed, Augusta def. Chesson Hadley, Georgia Tech, 1-up
Henrik Norlander, Augusta def. John-Tyler Griffin, Georgia Tech, 1-up

No. 5 Oregon def. No. 4 Washington, 3-2-0

Eugene Wong, Oregon def. Nick Taylor, Washington, 1-up
Chris Williams, Washington def. Daniel Miernicki, Oregon, 2 & 1
Andrew Vjarro, Oregon def. Richard Lee, Washington, 2 & 1
Darren Wallace, Washington def. Isaiah Telles, Oregon, 2 & 1
Jack Dukeminier, Oregon def. Charlie Hughes, Washington, 1-up

2011

Stillwater, Oklahoma | Karsten Creek Golf Club

CHAMPIONSHIP:

No. 7 Augusta def. No. 5 Georgia, 3-2-0

Bryden MacPherson, Georgia def. Ollie Bengtsson, Augusta, 6 & 4
Carter Newman, Augusta def. T.J. Mitchell, Georgia, 7 & 5
Mitch Krywulycz, Augusta def. Hudson Swafford, Georgia, 2 & 1
Russell Henley, Georgia def. Henrik Norlander, Augusta, 3 & 2
Patrick Reed, Augusta def. Harris English, Georgia, 2 & 1

SEMIFINAL MATCHES

No. 5 Georgia def. No. 8 Duke, 3-2-0

Harris English, Georgia def. Brinson Paolini, Duke, 5 & 4
Russell Henley, Georgia def. Tim Gornik, Duke, 3 & 2
Wes Roach, Duke def. Hudson Swafford, Georgia, 2 & 1
Julian Suri, Duke def. T.J., Mitchell, Georgia, 3 & 2
Bryden MacPherson, Georgia def. Austin Cody, Duke, 2 & 1

No. 7 Augusta def. No. 3 Oklahoma St., 3-2-0

Patrick Reed, Augusta def. Peter Uihlein, Oklahoma St., 8 & 7
Henrik Norlander, Augusta def. Kevin Tway, Oklahoma St., 3 & 1
Morgan Hoffmann, Oklahoma St. def. Mitch Krywulycz, Augusta, 1-up
Carter Newman, Augusta def. Sean Einhaus, Oklahoma St., 19 holes
Talor Gooch, Oklahoma St. def. Olle Bengtsson, Augusta, 7 & 5

QUARTERFINAL MATCHES

No. 8 Duke def. No. 1 UCLA, 3-1-1

Patrick Cantlay, UCLA def. Brinson Paolini, Duke, 1-up
Tim Gornik, Duke def. Pontus Widegrem, UCLA, 6 & 5
Wes Roach, Duke def. Gregor Main, UCLA, 3 & 1

Pedro Figueiredo, UCLA vs. Julian Suri, Duke, All Square
Austin Cody, Duke def. Alex Shi Yup Kim, UCLA, 3 & 2

No. 7 Augusta def. No. 2 Georgia Tech, 3-2-0

Patrick Reed, Augusta def. James White, Georgia Tech, 3 & 2
J.T. Griffin, Georgia Tech def. Henrik Norlander, Augusta, 3 & 2
Mitch Krywulycz, Augusta def. Kyle Scott, Georgia Tech, 1-up
Carter Newman, Augusta def. Paul Haley, Georgia Tech, 2-up
Richy Werenski, Georgia Tech def. Olle Bengtsson, Augusta, 19 holes

No. 3 Oklahoma St. def. No. 6 Ohio St., 3-1-1

Peter Uihlein, Oklahoma St. vs. Bo Hoag, Ohio St., All Square
Kevin Tway, Oklahoma St. def. Brad Smith, Ohio St. 2 & 1
Dan Charen, Ohio St. def. Morgan Hoffmann, Oklahoma St., 1-up
Sean Einhaus, Oklahoma St. def. Michael Cress, Ohio St., 3 & 2
Talor Gooch, Oklahoma St. def. Alex Redfield, Ohio St., 4 & 2

No. 5 Georgia def. No. 4 Illinois, 3-1-1

Harris English, Georgia def. Luke Guthrie, Illinois, 3 & 2
Russell Henley, Georgia def. Scott Langley, Illinois, 4 & 2
Chris DeForest, Illinois vs. Hudson Swafford, Georgia, All Square
Thomas Pieters, Illinois def. T.J. Mitchell, Georgia, 2-up
Bryden Macpherson, Georgia def. Mason Jacobs, Illinois, 2 & 1

2012

Pacific Palisades, California | Riviera Country Club

CHAMPIONSHIP

No. 3 Texas def. No. 1 Alabama, 3-2-0

Bobby Wyatt, Alabama def. Toni Hakula, Texas, 1-up
Dylan Frittelli, Texas def. Cory Whitsett, Alabama, 1-up
Cody Gribble, Texas def. Scott Strohmeier, Alabama, 2 & 1
Jordan Spieth, Texas def. Justin Thomas, Alabama, 3 & 2
Hunter Hamrick, Alabama def. Julio Vegas, Texas, 6 & 5

SEMIFINAL MATCHES

No. 1 Alabama def. No. 4 California, 3-2-0

Max Homa, California def. Justin Thomas, Alabama, 2 & 1
Cory Whitsett, Alabama def. Brandon Hagy, California, 3 & 1
Scott Strohmeier, Alabama def. Pace Johnson, California, 1-up
Michael Kim, California def. Bobby Wyatt, Alabama, 2 & 1
Hunter Hamrick, Alabama def. Joël Stalter, California, 1-up

No. 3 Texas def. No. 7 Oregon, 3-2-0

Toni Hakula, Texas def. Robbie Ziegler, Oregon, 3 & 1
Cody Gribble, Texas def. Jonathan Woo, Oregon, 2 & 1
Daniel Miernicki, Oregon def. Dylan Frittelli, Texas, 2-up
Julio Vegas, Texas def. Andrew Vjarro, Oregon, 2-up
Eugene Wong, Oregon def. Jordan Spieth, Texas, 1-up

QUARTERFINAL MATCHES

No. 1 Alabama def. No. 8 Kent St., 3-1-1

Justin Thomas, Alabama def. Kevin Miller, Kent St., 6 & 5
Cory Whitsett, Alabama def. Kyle Kmiecik, Kent St., 5 & 4
Scott Strohmeier, Alabama def. Taylor Pendrith, Kent St., 2 & 1
Corey Connors, Kent. St. def. Bobby Wyatt, Alabama, 4 & 2
Hunter Hamrick, Alabama vs. Mackenzie Hughes, Kent. St., All Square

No. 7 Oregon def. No. 2 UCLA, 3-2-0

Andrew Vjarro, Oregon def. Alex Shi Yup Kim, UCLA, 3 & 2
Pontus Widegrem, UCLA def. Robbie Ziegler, Oregon, 2 & 1
Patrick Cantlay, UCLA def. Jonathan Woo, Oregon, 5 & 3
Daniel Miernicki, Oregon def. Pedro Figueirdo, UCLA, 2-up
Eugene Wong, Oregon def. Anton Arboleda, UCLA, 1-up

No. 3 Texas def. No. 6 Washington, 5-0-0

Toni Hakula, Texas def. Charlie Hughes, Washington, 3 & 2
Jordan Spieth, Texas def. Ty Chambers, Washington, 4 & 3
Dylan Frittelli, Texas def. Cheng-Tsung Pan, Washington, 2 & 1
Cody Gribble, Texas def. Trevor Simsbly, Washington, 2-up
Julio Vegas, Texas def. Chris Williams, Washington, 2 & 1

No. 4 California def. No. 5 San Diego St., 3-2-0

J.J. Spaun, San Diego St. def. Max Homa, California, 4 & 3
Colin Featherstone, San Diego St. def. Brandon Hagy, California, 2 & 1
Pace Johnson, California def. Matt Hoffenberg, San Diego St., 4 & 3
Michael Kim, California def. Tom Berry, San Diego St., 3 & 1
Joël Stalter, California def. Alex Burge, San Diego St., 2 & 1

2013

Alpharetta, Georgia | Capitol City Club

CHAMPIONSHIP

No. 3 Alabama def. No. 5 Illinois, 4-1-0

Bobby Wyatt, Alabama def. Thomas Detry, Illinois, 6 & 5
Trey Mullinax, Alabama def. Charlie Danielson, Illinois, 1-up
Thomas Pieters, Illinois def. Justin Thomas, Alabama, 1-up
Scott Strohmeier, Alabama def. Brian Campbell, Illinois, 3 & 2
Cory Whitsett, Alabama def. Alex Burge, Illinois, 4 & 3

SEMIFINAL MATCHES

No. 5 Illinois def. No. 1 California, 3-2-0

Michael Weaver, California def. Thomas Detry, Illinois, 1-up
Charlie Danielson, Illinois def. Joël Stalter, California, 3 & 2
Thomas Pieters, Illinois def. Max Homa, California, 20 holes
Brian Campbell, Illinois def. Michael Kim, California, 2 & 1
Brandon Hagy, California def. Alex Burge, Illinois, 4 & 3

No. 3 Alabama def. No. 2 Georgia Tech, 3-0-2

Anders Albertson, Georgia Tech vs. Bobby Wyatt, Alabama, All Square
Trey Mullinax, Alabama def. Shun Yat Hak, Georgia Tech, 4 & 3
Bo Andrews, Georgia Tech vs. Scott Strohmeier, Alabama, All Square
Justin Thomas, Alabama def. Seth Reeves, Georgia Tech, 3 & 1
Cory Whitsett, Alabama def. Ollie Schniederjans, Georgia Tech, 3 & 2

QUARTERFINAL MATCHES

No. 1 California def. No. 8 Arizona St., 3-2-0

Austin Quick, Arizona St. def. Michael Weaver, California, 19 holes
Joël Stalter, California def. Max Rottluff, Arizona St., 1-up
Max Homa, California def. Trey Ka'ahanui, Arizona St., 3 & 2
Spencer Lawson, Arizona St. def. Michael Kim, California, 1-up
Brandon Hagy, California def. Jon Rahm, Arizona St., 2-up

No. 2 Georgia Tech def. No. 7 UNLV, 3-2-0

Carl Jonson, UNLV def. Seth Reeves, Georgia Tech, 4 & 3
A.J. McNerney, UNLV def. Shun Yat Hak, Georgia Tech, 2-up
Bo Andrews, Georgia Tech def. Nicholas Maruri, UNLV, 3 & 2
Ollie Schniederjans, Georgia Tech def. Kevin Penner, UNLV, 19 holes
Anders Albertson, Georgia Tech def. Kurt Kitayama, UNLV, 2 & 1

No. 3 Alabama def. No. 6 New Mexico, 4-1-0

Bobby Wyatt, Alabama def. Victor Perez, New Mexico, 2 & 1
Gavin Green, New Mexico def. Trey Mullinax, Alabama, 5 & 4
Scott Strohmeier, Alabama def. Benjamin Bauch, New Mexico, 4 & 3
Cory Whitsett, Alabama def. John Catlin, New Mexico, 5 & 4
Justin Thomas, Alabama def. James Erkenbeck, New Mexico, 4 & 3

No. 5 Illinois def. No. 4 Texas, 3-2-0

Thomas Detry, Illinois def. Julio Vegas, Texas, 1-up

Charlie Danielson, Illinois def. Toni Hakula, Texas, 1-up
Brandon Stone, Texas def. Thomas Pieters, Illinois, 2 & 1
Kramer Hickok, Texas def. Brian Campbell, Illinois, 2 & 1
Alex Burge, Illinois def. Cody Gribble, Texas, 3 & 2

2014

Hutchinson, Kansas | Prairie Dunes Country Club

CHAMPIONSHIP

No. 2 Alabama def. No. 4 Oklahoma St., 4-1-0

Bobby Wyatt, Alabama def. Talor Gooch, Oklahoma St., 3 & 2
Robby Shelton, Alabama def. Zachary Olsen, Oklahoma St., 1-up
Wyndham Clark, Oklahoma St. def. Tom Lovelady, Alabama, 3 & 1
Trey Mullinax, Alabama def. Ian Davis, Oklahoma St., 2 & 1
Cory Whitsett, Alabama def. Jordan Niebrugge, Oklahoma St., 2 & 1

SEMIFINAL MATCHES

No. 2 Alabama def. No. 3 LSU, 4-1-0

Bobby Wyatt, Alabama def. Ben Taylor, LSU, 3 & 2
Robby Shelton, Alabama def. Stewart Jolly, LSU, 2 & 1
Tom Lovelady, Alabama def. Smylie Kaufman, LSU, 1-up
Trey Mullinax, Alabama def. Curtis Thompson, LSU, 4 & 2
Zach Wright, LSU def. Cory Whitsett, Alabama, 1-up

No. 4 Oklahoma St. def. No. 1 Stanford, 3-2-0

Talor Gooch, Oklahoma St. def. Maverick McNealy, Stanford, 21 holes
Cameron Wilson, Stanford def. Ian Davis, Oklahoma St., 4 & 2
Wyndham Clark, Oklahoma St. def. Viraat Badhwar, Stanford, 1-up
Zachary Olsen, Oklahoma St. def. David Boote, Stanford, 3 & 2
Patrick Rodgers, Stanford def. Jordan Niebrugge, Oklahoma St., 2 & 1

QUARTERFINAL MATCHES

No. 1 Stanford def. No. 8 Illinois, 3-2-0

Thomas Detry, Illinois def. David Boote, Stanford, 1-up
Viraat Badhwar, Stanford def. Charlie Danielson, Illinois, 1-up
Brian Campbell, Illinois def. Maverick McNealy, Stanford, 3 & 2
Patrick Rodgers, Stanford def. Jonathan Hauter, Illinois, 3 & 2
Cameron Wilson, Stanford def. Alex Burge, Illinois, 1-up

No. 2 Alabama def. No. 7 SMU, 3-2-0

Bobby Wyatt, Alabama def. Austin Smotherman, SMU, 3 & 2
Robby Shelton, Alabama def. Andrew Buchanan, SMU, 2-up
Harry Higgs, SMU def. Tom Lovelady, Alabama, 2-up
Bryson DeChambeau, SMU def. Trey Mullinax, Alabama, 1-up
Cory Whitsett, Alabama def. Ryan Burgess, SMU, 5 & 4

No. 3 LSU def. No. 6 UCLA, 4-1-0

Curtis Thompson, LSU def. Preston Valder, UCLA, 1-up
Ben Taylor, LSU def. Anton Arboleda, UCLA, 4 & 3
Smylie Kaufman, LSU def. Jonathan Garrick, UCLA, 2-up
Loren Chan, UCLA def. Stewart Jolly, LSU, 4 & 3
Zach Wright, LSU def. Matt Pinizzotto, UCLA, 2 & 1

No. 4 Oklahoma St. def. No. 5 Georgia Tech, 4-0-1

Talor Gooch, Oklahoma St. def. Richy Werenski, Georgia Tech, 2 & 1
Zachary Olsen, Oklahoma St. def. Bo Andrews, Georgia Tech, 1-up
Wyndham Clark, Oklahoma St. def. Anders Albertson, Georgia Tech, 1-up
Ian Davis, Oklahoma St. vs. Ollie Schniederjans, Georgia Tech, All Square
Jordan Niebrugge, Oklahoma St. def. Seth Reeves, Georgia Tech, 2 & 1

2015

Bradenton, Florida | The Concession Golf Club

CHAMPIONSHIP

No. 3 LSU def. No. 2 Southern California, 4-1-0

Brandon Pierce, LSU def. Rico Hoey, Southern California, 2 & 1
Ben Taylor, LSU def. Bobby Gojuangco, Southern California, 1-up
Zach Wright, LSU def. Sean Crocker, Southern California, 3 & 2
Eric Ricard, LSU def. Jonah Teixeira, Southern California, 1-up
Eric Sugimoto, Southern California def. Stewart Jolly, LSU, 1-up

SEMIFINAL MATCHES

No. 3 LSU def. No. 1 Georgia, 3-1-1

Brandon Pierce, LSU vs. Sepp Straka, Georgia, All Square
Ben Taylor, LSU def. Zach Healy, Georgia, 2-up
Zach Wright, LSU def. Mookie DeMoss, Georgia, 7 & 6
Eric Ricard, LSU def. Greyson Sigg, Georgia, 4 & 3
Lee McCoy, Georgia def. Stewart Jolly, LSU, 2 & 1

No. 2 Southern California def. No. 5 Illinois, 3-1-1

Thomas Detry, Illinois def. Sean Crocker, Southern California, 2 & 1
Bobby Gojuangco, Southern California def. Dylan Meyer, Illinois, 3 & 2
Rico Hoey, Southern California def. Charlie Danielson, Illinois, 2 & 1
Brian Campbell, Illinois vs. Jonah Teixeira, Southern California, All Square
Eric Sugimoto, Southern California def. Nick Hardy, Illinois, 3 & 1

QUARTERFINAL MATCHES

No. 1 Georgia def. No. 8 South Fla., 4-1-0

Sepp Straka, Georgia def. Chase Koepka, South Fla., 3 & 2
Zach Healy, Georgia def. Try Valentine, South Fla., 2 & 1
Lee McCoy, Georgia def. Ryan Fricker, South Fla., 5 & 3
Mookie DeMoss, Georgia def. Claudio Correa, South Fla., 1-up
Rigel Fernandes, South Fla. def. Greyson Sigg, Georgia, 1-up

No. 2 Southern California def. No. 7 Texas, 3-0-2

Bobby Gojuangco, Southern California def. Kramer Hickok, Texas, 4 & 2
Sean Crocker, Southern California def. Gavin Hall, Texas, 19 holes
Scottie Scheffler, Texas vs. Eric Sugimoto, Southern California, All Square
Rico Hoey, Southern California def. Doug Ghim, Texas, 2 & 1
Beau Hossler, Texas vs. Jonah Teixeira, Southern California, All Square

No. 3 LSU def. No. 6 Vanderbilt, 3-1-1

Brandon Pierce, LSU def. Theo Humphrey, Vanderbilt, 1-up
Ben Taylor, LSU def. Matthias Schwab, Vanderbilt, 3 & 2
Zach Wright, LSU def. Carson Jacobs, Vanderbilt, 4 & 2
Eric Ricard, LSU vs. Zack Jaworski, Vanderbilt, All Square
Hunter Stewart, Vanderbilt def. Stewart Jolly, LSU, 3 & 2

No. 4 Illinois def. No. 5 UCLA, 3-2-0

Thomas Detry, Illinois def. Manav Shah, UCLA, 1-up
Jonathan Garrick, UCLA def. Brian Campbell, Illinois, 1-up
Charlie Danielson, Illinois def. Jake Knapp, UCLA, 4 & 3
Lorens Chan, UCLA def. Dylan Meyer, Illinois, 4 & 2
Nick Hardy, Illinois def. Preston Valder, UCLA, 1-up

2016

Eugene, Oregon | Eugene Country Club

CHAMPIONSHIP

No. 6 Oregon def. No. 1 Texas, 3-2-0

Edwin Yi, Oregon def. Gavin Hall, Texas, 4 & 3
Scottie Scheffler, Texas def. Aaron Wise, Oregon, 4 & 3
Zach Foushee, Oregon def. Beau Hossler, Texas, (concession)
Sulman Raza, Oregon def. Taylor Funk, Texas, 21 holes
Doug Ghim, Texas def. Thomas Lim, Oregon, 2 & 1

SEMIFINAL MATCHES

No. 6 Oregon def. No. 2 Illinois, 3-2-0

Thomas Detry, Illinois def. Thomas Lim, Oregon, 5 & 3
Edwin Yi, Oregon def. Edoardo Lipparelli, Illinois, 5 & 4
Zach Foushee, Oregon def. Nick Hardy, Illinois, 5 & 3
Sulman Raza, Oregon def. Charlie Danielson, Illinois, 1-up
Dylan Meyer, Illinois def. Aaron Wise, Oregon, 1-up

No. 1 Texas def. No. 4 Southern California, 4-1-0

Beau Hossler, Texas def. Andrew Levitt, Southern California, 2 & 1
Scottie Scheffler, Texas def. Sean Crocker, Southern California, 1-up
Rico Hoey, Southern California def. Taylor Funk, Texas, 6 & 5
Doug Ghim, Texas def. Justin Suh, Southern California, 4 & 3
Gavin Hall, Texas def. Jonah Teixeira, Southern California, 4 & 3

QUARTERFINAL MATCHES

No. 1 Texas def. No. 8 Oklahoma, 4-1-0

Beau Hossler, Texas def. Blaine Hale, Oklahoma, 1-up
Doug Ghim, Texas def. Max McGreevy, Oklahoma, 7 & 6
Taylor Funk, Texas def. Grant Hirschman, Oklahoma, 6 & 4
Gavin Hall, Texas def. Brad Dalke, Oklahoma, 4 & 3
Luke Kwon, Oklahoma def. Scottie Scheffler, Texas, 4 & 3

No. 2 Illinois def. No. 7 South Carolina, 4-1-0

Thomas Detry, Illinois def. Keenan Huskey, South Carolina, 2 & 1
Edoardo Lipparelli, Illinois def. Matthew NeSmith, South Carolina, 1-up
Scott Stevens, South Carolina def. Dylan Meyer, Illinois, 4 & 3
Nick Hardy, Illinois def. Sean Kelly, South Carolina, 2 & 1
Charlie Danielson, Illinois def. Will Starke, South Carolina, 1-up

No. 6 Oregon def. No. 3 LSU, 3-1-1

Zach Foushee, Oregon def. Brandon Pierce, LSU, 2 & 1
Sulman Raza, Oregon def. Sam Burns, LSU, 2 & 1
Zach Wright, LSU def. Edwin Yi, Oregon, 2 & 1
Luis Gagne, LSU vs. Thomas Lim, Oregon, All Square
Aaron Wise, Oregon def. Eric Ricard, LSU, 3 & 2

No. 4 Southern California def. No. 5 Vanderbilt, 4-1-0

Sean Crocker, Southern California def. Theo Humphrey, Vanderbilt, 1-up
Rico Hoey, Southern California def. Patrick Martin, Vanderbilt, 2 & 1
Matthias Schwab, Vanderbilt def. Andrew Levitt, Southern California, 2 & 1
Jonah Teixeira, Southern California def. Will Gordon, Vanderbilt, 5 & 4
Justin Suh, Southern California def. Carson Jacobs, Vanderbilt, 6 & 5

2017

Sugar Grove, Illinois | Rich Harvest Farms

CHAMPIONSHIP

No. 2 Oklahoma def. No. 6 Oregon, 3-1-1

Brad Dalke, Oklahoma def. Sulman Raza, Oregon 2 & 1
Grant Hirschman, Oklahoma vs. Ryan Gronlund, Oregon, All Square
Wyndham Clark, Oregon def. Rylee Reinertson, Oklahoma, 1-up
Max McGreevy, Oklahoma def. Edwin Yi, Oregon, 3 & 2
Blaine Hale, Oklahoma def. Norman Xiong, Oregon, 4 & 3

SEMIFINAL MATCHES

No. 2 Oklahoma def. No. 3 Illinois, 3-1-1

Dylan Meyer, Illinois def. Brad Dalke, Oklahoma, 1-up
Grant Hirschman, Oklahoma vs. Nick Hardy, Illinois, All Square
Rylee Reinertson, Oklahoma def. Michael Feagles, Illinois, 3 & 1
Max McGreevy, Oklahoma def. Giovanni Tadiotto, Illinois, 2 & 1
Blaine Hale, Oklahoma def. Edoardo Lipparelli, Illinois, 4 & 3

No. 6 Oregon def. No.1 Vanderbilt, 3-2-0

Sulman Raza, Oregon def. Matthias Schwab, Vanderbilt, 2-up
Theo Humphrey, Vanderbilt def. Ryan Gronlund, Oregon, 5 & 4
Wyndham Clark, Oregon def. Will Gordon, Vanderbilt, 4 & 3
John Augenstein, Vanderbilt def. Edwin Yi, Oregon, 19 holes
Norman Xiong, Oregon def. Patrick Martin, Vanderbilt, 3 & 2

QUARTERFINAL MATCHES

No. 1 Vanderbilt def. No. 8 UNLV, 3-2-0

Matthias Schwab, Vanderbilt def. Shintaro Ban, UNLV, 4 & 2
Theo Humphrey, Vanderbilt def. Justin Kim, UNLV, 1-up
John Oda, UNLV def. Will Gordon, Vanderbilt, 6 & 5
Taylor Montgomery, UNLV def. John Augenstein, Vanderbilt, 3 & 1
Patrick Martin, Vanderbilt def. Harry Hall, UNLV, 1-up

No. 2 Oklahoma def. No. 7 Baylor, 3-2-0

Brad Dalke, Oklahoma def. Matthew Perrine, Baylor, 19 holes
Grant Hirschman, Oklahoma def. Hunter Shattuck, Baylor, 1-up
Rylee Reinertson, Oklahoma def. Garrett May, Baylor, 1-up
Braden Bailey, Baylor def. Max McGreevy, Oklahoma, 2 & 1
Cooper Dossey, Baylor def. Blaine Hale, Oklahoma, 1-up

No. 3 Illinois def. No. 6 Southern California, 3-1-1

Dylan Meyer, Illinois vs. Justin Suh, Southern California, All Square
Cheng Jin, Southern California def. Michael Feagles, Illinois, 2 & 1
Nick Hardy, Illinois def. Rico Hoey, Southern California, 1-up
Giovanni Tadiotto, Illinois def. Andrew Levitt, Southern California, 1-up
Edoardo Lipparelli, Illinois def. Sean Crocker, Southern California, 1-up

No. 5 Oregon def. No. 4 Oklahoma St., 3-2-0

Sulman Raza, Oregon def. Hayden Wood, Oklahoma St., 2 & 1
Ryan Gronlund, Oregon def. Zach Bauchou, Oklahoma St., 2 & 1
Zachary Olsen, Oklahoma St. def. Norman Xiong, Oregon, 3 & 1
Edwin Yi, Oregon def. Kristoffer Ventura, Oklahoma St., 1-up
Viktor Hovland, Oklahoma St. def. Wyndham Clark, Oregon, 2 & 1

2018

Stillwater, Oklahoma | Karsten Creek Golf Club

CHAMPIONSHIP

No. 1 Oklahoma St. def. No. 6 Alabama, 5-0-0

Viktor Hovland, Oklahoma St. def. Lee Hodges, Alabama, 4 & 3
Matthew Wolff, Oklahoma St. def. Davis Riley, Alabama, 4 & 3
Kristoffer Ventura, Oklahoma St. def. Wilson Furr, Alabama, 3 & 2
Austin Eckroat, Oklahoma St. def. Davis Shore, Alabama, 1-up
Zach Bauchou, Oklahoma St. def. Jonathan Hardee, Alabama, 8 & 7

SEMIFINAL MATCHES

No. 6 Alabama def. No. 2 Duke, 5-0-0

Lee Hodges, Alabama def. Chandler Eaton, Duke, 3 & 2
Davis Riley, Alabama def. Adrien Pendaries, Duke, 3 & 2
Wilson Furr, Alabama def. Evan Katz, Duke, 2 & 1
Davis Shore, Alabama def. Jake Shuman, Duke, 6 & 5
Jonathan Hardee, Alabama def. Alex Smalley, Duke, 3 & 2

No. 1 Oklahoma St. def. No. 5 Auburn, 3-2-0

Viktor Hovland, Oklahoma St. def. Jovan Rebula, Auburn, 4 & 3
Trace Crowe, Auburn def. Matthew Wolff, Oklahoma St., 2 & 1
Ben Schlottman, Auburn def. Kristoffer Ventura, Oklahoma St., 5 & 4
Austin Eckroat, Oklahoma St. def. Brandon Mancheno, Auburn, 3 & 2
Zach Bauchou, Oklahoma St. def. Wells Padgett, Auburn, 4 & 3

QUARTERFINAL MATCHES

No. 2 Duke def. No. 7 Texas, 3-2-0

Spencer Soosman, Texas def. Chandler Eaton, Duke, 4 & 3
Alex Smalley, Duke def. Scottie Scheffler, Texas, 5 & 4
Steven Chervony, Texas def. Evan Katz, Duke, 3 & 2
Adrien Pendaries, Duke def. Drew Jones, Texas 4 & 3
Jake Shuman, Duke def. Doug Ghim, Texas, 1-up

No. 6 Alabama def. No. 3 Texas Tech 3-2-0

Adam Bloome, Texas Tech def. Lee Hodges, Alabama, 1-up
Davis Riley, Alabama def. Ivan Ramirez, Texas Tech, 5 & 4
Wilson Furr, Alabama def. Kyle Hogan, Texas Tech, 7 & 6
Davis Shore, Alabama def. Sandy Scott, Texas Tech, 2 & 1
Hurly Long, Texas Tech def. Jonathan Hardee, Alabama, 5 & 3

No. 1 Oklahoma St. def. No. 8 Texas A&M, 3-1-1

Viktor Hovland, Oklahoma St. def. Chandler Phillips, Texas A&M, 19 holes
Matthew Wolff, Oklahoma St. def. Dan Erickson, Texas A&M, 4 & 3
Kristoffer Ventura, Oklahoma St. vs. Walker Lee, Texas A&M, All Square
Austin Eckroat, Oklahoma St. def. Brandon Smith, Texas A&M, 1-up
Andrew Paysse, Texas A&M def. Zach Bauchou, Oklahoma St., 1 & 1

No. 5 Auburn def. No. 4 Oklahoma, 3-2-0

Blaine Hale, Oklahoma def. Jovan Rebula, Auburn, 4 & 3
Trace Crowe, Auburn def. Quade Cummins, Oklahoma, 1-up
Ben Schlottman, Auburn def. Garrett Reband, Oklahoma, 5 & 4
Brandon Mancheno, Auburn def. Grant Hirschman, Oklahoma, 3 & 1
Brad Dalke, Oklahoma def. Wells Padgett, Auburn, 4 & 3

2019

Fayetteville, Arkansas | Blessings Golf Club

CHAMPIONSHIP

No. 6 Stanford def. No. 5 Texas, 3-2-0

Henry Shimp, Stanford def. Spencer Soosman, Texas, 2 & 1
Isaiah Salinda, Stanford def. Cole Hammer, Texas, 4 & 3
Brandon Wu, Stanford def. Pierceson Coody, Texas, 4 & 3
Parker Coody, Texas def. Daulet Tuleubayev, Stanford, 6 & 5
Steven Chervony, Texas def. David Snyder, Stanford, 1-up

SEMIFINAL MATCHES

No. 5 Texas def. No. 1 Oklahoma St., 3-2-0

Viktor Hovland, Oklahoma St. def. Spencer Soosman, Texas, 2 & 1
Cole Hammer, Texas def. Matthew Wolff, Oklahoma St., 4 & 3
Pierceson Coody, Texas def. Hayden Wood, Oklahoma St., 5 & 4
Austin Eckroat, Oklahoma St. def. Parker Coody, Texas, 3 & 2
Steven Chervony, Texas def. Zach Bauchou, Oklahoma St., 19 holes

No. 6 Stanford def. No. 2 Vanderbilt, 3-2-0

Isaiah Salinda, Stanford def. Patrick Martin, Vanderbilt, 3 & 2
John Augenstein, Vanderbilt def. Henry Shimp, Stanford, 2-up
Brandon Wu, Stanford def. Reid Davenport, Vanderbilt, 4 & 3
Daulet Tuleubayev, Stanford def. Harrison Ott, Vanderbilt, 1-up
Will Gordon, Vanderbilt def. David Snyder, Stanford, 1-up

QUARTERFINAL MATCHES

No. 2 Vanderbilt def. No. 7 Texas A&M, 3-2-0

Patrick Martin, Vanderbilt def. Walker Lee, Texas A&M, 5 & 4
John Augenstein, Vanderbilt def. Brandon Smith, Texas A&M, 2 & 1
Sam Bennett, Texas A&M def. Reid Davenport, Vanderbilt, 1-up
Chandler Phillips, Texas A&M def. Harrison Ott, Vanderbilt, 3 & 2
Will Gordon, Vanderbilt def. Dan Erickson, Texas A&M, 19 holes

No. 6 Stanford def. No. 3 Wake Forest 3-2-0

Alex Fitzpatrick, Wake Forest def. Henry Shimp, Stanford, 1-up
David Snyder, Stanford def. Lee Detmer, Wake Forest, 1-up
Isaiah Salinda, Stanford def. Eugenio Chacarra, Wake Forest, 3 & 1
Brandon Wu, Stanford def. Eric Bae, Wake Forest, 4 & 3
Cameron Young, Wake Forest def. Daulet Tuleubayev, Stanford, 5 & 4

No. 1 Oklahoma St. def. No. 8 SMU, 4-1-0

Viktor Hovland, Oklahoma St. def. Ben Wong, SMU, 5 & 4
Matthew Wolff, Oklahoma St. def. Noah Goodwin, SMU, 2 & 1
Hayden Wood, Oklahoma St. def. Ollie Osborne, SMU, 2 & 1
Austin Eckroat, Oklahoma St. def. Jackson Markham, SMU, 2 & 1
Mac Meissner, SMU def. Zach Bauchou, Oklahoma St., 3 & 2

No. 5 Texas def. No. 4 Oklahoma, 3-2-0

Brad Dalke, Oklahoma def. Spencer Soosman, Texas, 3 & 1
Cole Hammer, Texas def. Patrick Welch, Oklahoma, 7 & 5
Quade Cummins, Oklahoma def. Pierceson Coody, Texas, 2 & 1
Parker Coody, Texas def. Garrett Reband, Oklahoma, 1-up
Steven Chervony, Texas def. Blaine Hale, Oklahoma, 4 & 3

Eugenio Lopez-Chacarra, Oklahoma St. def. Michael Shears, Vanderbilt, 2 & 1
Austin Eckroat, Oklahoma St. def. William Moll, Vanderbilt, 3 & 2
Bo Jin, Oklahoma St. def. Matthew Riedel, Vanderbilt, 1-up

(3) Pepperdine def. (6) Florida St., 3-1-1

Dylan Menante, Pepperdine vs. Frederik Kjettrup, Florida St., All Square
Clay Feagler, Pepperdine def. Vincent Norrman, Florida St., 6 & 4
Joe Highsmith, Pepperdine def. Cole Anderson, Florida St., 2 & 1
John Pak, Florida St. def. William Mouw, Pepperdine, 1-up
Joey Vrzich, Pepperdine def. Brett Roberts, Florida St., 4 & 3

(4) Oklahoma def. (5) Illinois, 3-2-0

Jonathan Brightwell, Oklahoma def. Giovanni Tadiotto, Illinois, 3 & 1
Adrien Dumont de Chassart, Illinois def. Patrick Welch, Oklahoma, 8 & 6
Logan McAllister, Oklahoma def. Jerry Ji, Illinois, 2 & 1
Quade Cummins, Oklahoma def. Tommy Kuhl, Illinois, 2 & 1
Michael Feagles, Illinois def. Ben Lorenz, Oklahoma, 4 & 3

2022

Scottsdale, Arizona | Grayhawk Golf Club

CHAMPIONSHIP

(4) Texas def. (7) Arizona St., 3-2-0

Mason Andersen, Arizona St. def. Cole Hammer, Texas, 3 & 2
Parker Coody, Texas def. James Leow, Arizona St., 6 & 5
Pierceson Coody, Texas def. Preston Summerhays, Arizona St., 2 & 1
David Puig, Arizona St. def. Mason Nome, Texas, 19 holes
Travis Vick, Texas def. Cameron Sisk, Arizona St., 1-up

SEMIFINAL MATCHES

(4) Texas def. (1) Vanderbilt, 3-1-1

William Moll, Vanderbilt def. Parker Coody, Texas, 1-up
Cole Hammer, Texas def. Gordon Sargent, Vanderbilt, 4 & 3
Harrison Ott, Vanderbilt vs. Mason Nome, Texas, All Square
Pierceson Coody, Texas def. Cole Sherwood, Vanderbilt, 3 & 2
Travis Vick, Texas def. Reid Davenport, Vanderbilt, 4 & 3

(7) Arizona St. def. (6) Pepperdine, 4-1-0

Mason Andersen, Arizona St. def. Dylan Menante, Pepperdine, 19 holes
Preston Summerhays, Arizona St. def. Joe Highsmith, Pepperdine, 2-up
David Puig, Arizona St. def. Joey Vrzich, Pepperdine, 2 & 1
William Mouw, Pepperdine def. James Leow, Arizona St., 3 & 2
Cameron Sisk, Arizona St. def. Derek Hitchner, Pepperdine, 2 & 1

QUARTERFINAL MATCHES

(1) Vanderbilt def. (8) Texas Tech, 3-2-0

Sandy Scott, Texas Tech def. William Moll, Vanderbilt, 2 & 1
Reid Davenport, Vanderbilt def. Calum Scott, Texas Tech, 1-up
Harrison Ott, Vanderbilt def. Andy Lopez, Texas Tech, 3 & 2
Gordon Sargent, Vanderbilt def. Baard Skogen, Texas Tech, 3 & 1
Ludvig Aberg, Texas Tech def. Cole Sherwood, Vanderbilt, 1-up

(7) Arizona St. def. (2) Oklahoma, 3-2-0

Mason Andersen, Arizona St. def. Patrick Welch, Oklahoma, 1-up
Drew Goodman, Oklahoma def. Josele Ballester, Arizona St., 2-up
Preston Summerhays, Arizona St. def. Chris Gotterup, Oklahoma, 7 & 5
Logan McAllister, Oklahoma def. David Puig, Arizona St., 3 & 2
Cameron Sisk, Arizona St. def. Stephen Campbell Jr., Oklahoma, 19 holes

(6) Pepperdine def. (3) North Carolina, 3-2-0

Dylan Menante, Pepperdine def. Ryan Burnett, North Carolina, 19 holes
David Ford, North Carolina def. Joe Highsmith, Pepperdine, 1-up
Joey Vrzich, Pepperdine def. Peter Fountain, North Carolina, 2 & 1
Austin Greaser, North Carolina def. William Mouw, Pepperdine, 2 & 1

2020

Championship Canceled - COVID-19

2021

Scottsdale, Arizona | Grayhawk Golf Club

CHAMPIONSHIP

(3) Pepperdine def. (4) Oklahoma, 3-2-0

Jonathan Brightwell, Oklahoma def. Dylan Menante, Pepperdine, 1-up
Joe Highsmith, Pepperdine def. Garrett Reband, Oklahoma, 4 & 3
Clay Feagler, Pepperdine def. Ben Lorenz, Oklahoma, 1-up
Logan McAllister, Oklahoma def. Joey Vrzich, Pepperdine, 1-up
William Mouw, Pepperdine def. Quade Cummins, Oklahoma, 4 & 3

SEMIFINAL MATCHES

(4) Oklahoma def. (1) Arizona St., 3-2-0

Jonathan Brightwell, Oklahoma def. David Puig, Arizona St., 1-up
Chun An Yu, Arizona St. def. Garrett Reband, Oklahoma, 5 & 4
Ryggs Johnston, Arizona St. def. Ben Lorenz, Oklahoma, 3 & 2
Logan McAllister, Oklahoma def. Mason Andersen, Arizona St., 4 & 3
Quade Cummins, Oklahoma, def. Cameron Sisk, Arizona St., 2 & 1

(3) Pepperdine def. (2) Oklahoma St., 3-0-2

Joe Highsmith, Pepperdine def. Aman Gupta, Oklahoma St., 1-up
Clay Feagler, Pepperdine def. Austin Eckroat, Oklahoma St., 2 & 1
Joey Vrzich, Pepperdine vs. Eugenio Lopez-Chacarra, Oklahoma St., All Square
Dylan Menante, Pepperdine def. Brian Stark, Oklahoma St., 3 & 2
William Mouw, Pepperdine vs. Bo Jin, Oklahoma St., All Square

QUARTERFINAL MATCHES

(1) Arizona St. def. (8) North Carolina, 3-1-1

Peter Fountain, North Carolina def. David Puig, Arizona St., 2 & 1
Chun An Yu, Arizona St. def. Austin Hitt, North Carolina, 2 & 1
Ryggs Johnston, Arizona St. def. Ryan Burnett, North Carolina, 4 & 3
Mason Andersen, Arizona St. def. Ryan Gerard, North Carolina, 4 & 3
Cameron Sisk, Arizona St. vs. Austin Greaser, North Carolina, All Square

(2) Oklahoma St. def. (7) Vanderbilt, 4-1-0

Reid Davenport, Vanderbilt def. Aman Gupta, Oklahoma St., 1-up
Brian Stark, Oklahoma St. def. Cole Sherwood, Vanderbilt, 3 & 1

Derek Hitchner, Pepperdine def. Ryan Gerard, North Carolina, 2 & 1

(4) Texas def. (5) Oklahoma St., 3-2-0

Parker Coody, Texas def. Bo Jin, Oklahoma St., 3 & 2
Brian Stark, Oklahoma St. def. Travis Vick, Texas, 2-up
Eugenio Chacarra, Oklahoma St. def. Pierceson Coody, Texas, 1-up
Mason Nome, Texas def. Jonas Baumgartner, Oklahoma St., 2-up
Cole Hammer, Texas def. Aman Gupta, Oklahoma St., 3 & 2

2023

Scottsdale, Arizona | Grayhawk Golf Club

CHAMPIONSHIP

(2) Florida def. (5) Georgia Tech, 3-1

1. Yuxin Lin, Florida def. Christo Lamprecht, Georgia Tech, 4 & 3
2. Bartley Forrester, Georgia Tech def. Matthew Kress, Florida, 20 holes
3. John DuBois, Florida def. Connor Howe, Georgia Tech, 1-up
4. Fred Biondi, Florida. def. Hiroshi Tai, Georgia Tech, 1-up
5. Ricky Castillo, Florida 1-up thru 17 vs. Ross Steelman, Georgia Tech

SEMIFINAL MATCHES

(5) Georgia Tech def. (1) North Carolina, 3-2

1. Dylan Menante, North Carolina def. Christo Lamprecht, Georgia Tech, 6 & 5
2. Bartley Forrester, Georgia Tech def. Ryan Burnett, North Carolina, 4 & 2
3. Connor Howe, Georgia Tech def. Austin Greaser, North Carolina, 4 & 2
4. David Ford, North Carolina def. Hiroshi Tai, Georgia Tech, 1-up
5. Ross Steelman, Georgia Tech def. Peter Fountain, North Carolina, 1-up

(2) Florida def. (6) Florida St., 3-2

1. Frederik Kjettrup, Florida St. def. Matthew Kress, Florida, 3 & 1
2. Fred Biondi, Florida def. Cole Anderson, Florida St., 1-up

3. John DuBois, Florida def. Luke Clanton, Florida St., 1-up
4. Jack Bigham, Florida St. def. Yuxin Lin, Florida, 6 & 5
5. Ricky Castillo, Florida def. Brett Roberts, Florida St., 21 holes

QUARTERFINAL MATCHES

1) North Carolina def. (8) Arizona St., 3-1

1. Dylan Menante, North Carolina def. Luke Potter, Arizona St., 5 & 3
2. Ryan Burnett, North Carolina def. Ryggs Johnston, Arizona St., 1-up
3. Josele Ballester, Arizona St. def. Austin Greaser, North Carolina, 2-up
4. David Ford, North Carolina def. Michael Mjaaseth, Arizona St., 1-up
5. Peter Fountain, North Carolina 1-up thru 17 vs. Preston Summerhays, Arizona St.

(2) Florida. def. (7) Virginia, 3-2

1. Deven Patel, Virginia def. Matthew Kress, Florida, 1-up
2. John DuBois, Florida def. Pietro Bovari, Virginia, 3 & 2
3. Yuxin Lin, Florida def. George Duangmanee, Virginia, 2-up
4. Bryan Lee, Virginia def. Fred Biondi, Florida, 6 & 5
5. Ricky Castillo, Florida def. Ben James, Virginia, 4 & 3

(6) Florida St. def. (3) Illinois, 3-2

1. Cole Anderson, Florida St. def. Matthis Besard, Illinois, 1-up
2. Tommy Kuhl, Illinois def. Jack Bigham, Florida St., 3 & 2
3. Adrien Dumont de Chassart, Illinois def. Frederik Kjettrup, Florida St., 3 & 2
4. Luke Clanton, Florida St. def. Jackson Buchanan, Illinois, 1-up
5. Brett Roberts, Florida St. def. Piercen Hunt, Illinois, 3 & 2

(5) Georgia Tech def. (4) Pepperdine, 3-2

1. Sam Choi, Pepperdine def. Connor Howe, Georgia Tech, 2 & 1
2. Derek Hitchner, Pepperdine def. Christo Lamprecht, Georgia Tech, 4 & 3
3. Bartley Forrester, Georgia Tech def. Luke Gifford, Pepperdine, 2 & 1
4. Hiroshi Tai, Georgia Tech def. Roberto Nieves, Pepperdine, 19 holes
5. Ross Steelman, Georgia Tech def. William Mouw, Pepperdine, 5 & 4

INDIVIDUAL MATCH PLAY RESULTS

MATCH PLAY RESULTS - INDIVIDUALS (2009-PRESENT)

Name, School	W-L-T	Pctg.	Results
Ludvig Aberg, Texas Tech	1-0-0	1.000	2022: QF-W
Anders Albertson, Georgia Tech	1-1-1	.500	2014: QF-L; 2013: SF-T, QF-W
Mason Andersen, Arizona St.	4-1-0	.800	2022: CH-W, SF-W, QF-W; 2021: SF-L, QF-W
Cole Anderson, Florida St.	1-2-0	.333	2023: SF-L, QF-W; 2021: QF-L
Bo Andrews, Georgia Tech	1-1-1	.500	2014: QF-L; 2013: SF-T, QF-W
Anton Arboleda, UCLA	0-2-0	.000	2014: QF-L; 2012: QF-L
John Augenstein, Vanderbilt	3-1-0	.750	2019: SF-W, QF-W; 2017: SF-W, QF-L
Viraat Badhwar, Stanford	1-1-0	.500	2014: SF-L, QF-W
Eric Bae, Wake Forest	0-1-0	.000	2019: QF-L
Braden Bailey, Baylor	1-0-0	1.000	2017: QF-W
Josele Ballester, Arizona St.	1-1-0	.500	2023: QF-W; 2022: QF-L
Shintaro Ban, UNLV	0-1-0	.000	2017: QF-L
Benjamin Bauch, New Mexico	0-1-0	.000	2013: QF-L
Zach Bauchou, Oklahoma St.	2-4-0	.333	2019: SF-L, QF-L; 2018: CH-W, SF-W, QF-L; 2017: QF-L

Name, School	W-L-T	Pctg.	Results
Jonas Baumgartner, Oklahoma St.	0-1-0	.000	2022: QF-L
Ollie Bengtsson, Augusta	0-3-0	.000	2011: CH-L, SF-L, QF-L
Sam Bennett, Texas A&M	1-0-0	1.000	2019: QF-W
Tom Berry, San Diego St.	0-1-0	.000	2012: QF-L
Matthis Besard, Illinois	0-1-0	.000	2023: QF-L
Jack Bigham, Florida St.	1-1-0	.500	2023: SF-W, QF-L
Fred Biondi, Florida	2-1-0	.667	2023: CH-W, SF-W, QF-L
Adam Bloome, Texas Tech	1-0-0	1.000	2018: QF-W
David Boote, Stanford	0-2-0	.000	2014: SF-L, QF-L
Knut Borsheim, Arizona St.	0-1-0	.000	2009: QF-L
Pietro Bovari, Virginia	0-1-0	.000	2023: QF-L
Joseph Bramlett, Stanford	0-1-0	.000	2010: QF-L
Jonathan Brightwell, Oklahoma	3-0-0	1.000	2021: CH-W, SF-W, QF-W
Andrew Buchanan, SMU	0-1-0	.000	2014: QF-L
Jackson Buchanan, Illinois	0-1-0	.000	2023: QF-L
Alex Burge, Illinois	1-3-0	.250	2014: QF-L; 2013: CH-L, SF-L, QF-W
Ryan Burgess, SMU	0-1-0	.000	2014: QF-L
Bronson Burgoon, Texas A&M	3-0-0	1.000	2009: CH-W, SF-W, QF-W
Ryan Burnett, North Carolina	1-3-0	.250	2023: SF-L, QF-W; 2022: QF-L; 2021: QF-L
Sam Burns, LSU	0-1-0	.000	2016: QF-L
Brian Campbell, Illinois	2-3-1	.417	2015: SF-T, QF-L; 2014: QF-W; 2013: CH-L, SF-W, QF-L
Stephen Campbell Jr., Oklahoma	0-1-0	.000	2022: QF-L
Patrick Cantlay, UCLA	2-0-0	1.000	2012: QF-W; 2011: QF-W
Ricky Castillo, Florida	3-0-0	1.000	2023: CH-W, SF-W, QF-W
John Catlin, New Mexico	0-1-0	.000	2013: QF-L
Eugenio Chacarra, Wake Forest/Oklahoma St. (2021-22)	2-1-1	.625	2022: QF-W; 2021: SF-T, QF-W; 2019: QF-L
Ty Chambers, Washington	0-1-0	.000	2012: QF-L
Lorens Chan, UCLA	2-0-0	1.000	2015: QF-W; 2014: QF-W
Dan Charen, Ohio St.	1-0-0	1.000	2011: QF-W
Luke Clanton, Florida St.	1-1-0	.500	2023: SF-L, QF-W
Steven Chervony, Texas	4-0-0	1.000	2019: CH-W, SF-W, QF-W; 2018: QF-W
Sam Choi, Pepperdine	1-0-0	1.000	2023: QF-W
Tze Huang Choo, Washington	0-1-0	.000	2009: QF-L
David Chung, Stanford	1-0-0	1.000	2010: QF-W
Wyndham Clark, Oklahoma St./Oregon (2017)	5-1-0	.833	2017: CH-W, SF-W, QF-L; 2014: CH-W, SF-W, QF-W
Austin Cody, Duke	1-1-0	.500	2011: SF-L, QF-W
Corey Connors, Kent. St.	1-0-0	1.000	2012: QF-W
Parker Coody, Texas	4-2-0	.667	2022: CH-W, SF-L, QF-W; 2019: CH-W, SF-L, QF-W
Pierceson Coody, Texas	3-3-0	.500	2022: CH-W, SF-W, QF-L; 2019: CH-L, SF-W, QF-L
Claudio Correa, South Fla.	0-1-0	.000	2015: QF-L
Michael Cress, Ohio St.	0-1-0	.000	2011: QF-L
Sean Crocker, Southern California	2-4-0	.333	2017: QF-L; 2016: SF-L, QF-W; 2015: CH-L, SF-L, QF-W
Trace Crowe, Auburn	2-0-0	1.000	2018: SF-W, QF-W
Quade Cummins, Oklahoma	3-2-0	.600	2021: CH-L, SF-W, QF-W; 2019: QF-W; 2018: QF-L
Jason Cuthbertson, Arkansas	3-0-0	1.000	2009: CH-W, SF-W, QF-W
Brad Dalke, Oklahoma	4-2-0	.667	2019: QF-W; 2018: QF-W; 2017: CH-W, SF-L, QF-W; 2016: QF-L
Charlie Danielson, Illinois	4-4-0	.500	2016: SF-L, QF-W; 2015: SF-L, QF-W; 2014: QF-L; 2013: CH-L, SF-W, QF-W
Reid Davenport, Vanderbilt	2-3-0	.400	2022: SF-L, QF-W; 2021: QF-W; 2019: SF-L, QF-L
Ian Davis, Oklahoma St.	0-2-1	.167	2014: CH-L, SF-L, QF-T
Bryson DeChambeau, SMU	1-0-0	1.000	2014: QF-W
Chris DeForest, Illinois	0-0-1	.500	2011: QF-T
Mookie DeMoss, Georgia	1-1-0	.500	2015: SF-L, QF-W
Lee Detmer, Wake Forest	0-1-0	.000	2019: QF-L
Thomas Detry, Illinois	6-2-0	.750	2016: SF-W, QF-W; 2015: SF-W, QF-W; 2014: QF-W; 2013: CH-L, SF-L, QF-W
Cooper Dossey, Baylor	1-0-0	1.000	2017: QF-W
George Duangmanee, Virginia	0-1-0	.000	2023: QF-L
John Dubois, Florida	3-0-0	1.000	2023: CH-W, SF-W, QF-W
Jack Dukeminier, Oregon	2-0-0	1.000	2010: SF-W, QF-W
Adrien Dumont de Chassart, Illinois	2-0-0	1.000	2023: QF-W; 2021: QF-W
Chandler Eaton, Duke	0-2-0	.000	2018: SF-L, QF-L
Austin Eckroat, Oklahoma St.	6-1-0	.857	2021: SF-L, QF-W; 2019: SF-W, QF-W; 2018: CH-W, SF-W, QF-W
Sean Einhaus, Oklahoma St.	3-2-0	.600	2011: SF-L, QF-W; 2010: CH-W, SF-L, QF-W
Harris English, Georgia	2-3-0	.400	2011: CH-L, SF-W, QF-W; 2009: SF-L, QF-L
Dan Erickson, Texas A&M	0-2-0	.000	2019: QF-L; 2018: QF-L

Name, School	W-L-T	Pctg.	Results
James Erkenbeck, New Mexico	0-1-0	.000	2013: QF-L
Finley Ewing IV, Texas Tech	0-1-0	.000	2010: QF-L
Clay Feagler, Pepperdine	3-0-0	1.000	2021: CH-W, SF-W, QF-W
Michael Feagles, Illinois	1-2-0	.333	2021: QF-W; 2017: SF-L, QF-L
Colin Featherstone, San Diego St.	1-0-0	1.000	2012: QF-W
Rigel Fernandes, South Fla.	1-0-0	1.000	2015: QF-W
Pedro Figueiredo, UCLA	0-1-1	.250	2012: QF-L; 2011: QF-T
Alex Fitzpatrick, Wake Forest	1-0-0	1.000	2019: QF-W
Nils Floren, Texas Tech	0-1-0	.000	2010: QF-L
Taylor Floyd, Augusta	1-1-1	.500	2010: CH-T, SF-W, QF-L
David Ford, North Carolina	3-0-0	1.000	2023: SF-W, QF-W; 2022: QF-W
Bartley Forrester, Georgia Tech	3-0-0	1.000	2023: CH-W, SF-W, QF-W
Peter Fountain, North Carolina	1-2-0	.333	2023: SF-L, QF-ND; 2022: QF-L; 2021: QF-W
Zach Foushee, Oregon	3-0-0	1.000	2016: CH-W, SF-W, QF-W
Rickie Fowler, Oklahoma St.	0-1-0	.000	2009: QF-L
Ryan Fricker, South Fla.	0-1-0	.000	2015: QF-L
Dylan Frittelli, Texas	2-1-0	.667	2012: CH-W, SF-L, QF-W
Taylor Funk, Texas	1-2-0	.333	2016: CH-L, SF-L, QF-W
Wilson Furr, Alabama	2-1-0	.667	2018: CH-L, SF-W, QF-W
Luis Gagne, LSU	0-0-1	.500	2016: QF-T
Jonathan Garrick, UCLA	1-1-0	.500	2015: QF-W; 2014: QF-L
Ryan Gerard, North Carolina	0-2-0	.000	2022: QF-L; 2021: QF-L
Doug Ghim, Texas	3-2-0	.600	2018: QF-L; 2016: CH-W, SF-W, QF-W; 2015: QF-L
Luke Gifford, Pepperdine	0-1-1	.000	2023: QF-L
Matthew Giles, Southern California	0-1-0	.000	2009: QF-L
Tom Glissmeyer, Southern California	0-1-0	.000	2009: QF-L
Bobby Gojuangco, Southern California	2-1-0	.667	2015: CH-L, SF-W, QF-W
Talor Gooch, Oklahoma St.	4-1-0	.800	2014: CH-L, SF-W, QF-W; 2011: SF-W, QF-W
Drew Goodman, Oklahoma	1-0-0	1.000	2022: QF-W
Noah Goodwin, SMU	0-1-0	.000	2019: QF-L
Will Gordon, Vanderbilt	2-3-0	.400	2019: SF-W, QF-W; 2017: SF-L, QF-L; 2016: QF-L
Tim Gornik, Duke	1-1-0	.500	2011: SF-L, QF-W
Chris Gotterup, Oklahoma	0-1-0	.000	2022: QF-L
Wesley Graham, Florida St.	0-2-0	.000	2010: SF-L, QF-L
Austin Greaser, North Carolina	1-2-1	.333	2023: SF-L, QF-L; 2022: QF-W; 2021: QF-T
Gavin Green, New Mexico	1-0-0	1.000	2013: QF-W
Cody Gribble, Texas	3-1-0	.750	2013: QF-L; 2012: CH-W, SF-W, QF-W
J.T. Griffin, Georgia Tech	1-1-0	.500	2011: QF-W; 2010: QF-L
Ryan Gronlund, Oregon	1-1-1	.500	2017: CH-T, SF-L, QF-W
Stephan Gross, Arizona St.	1-0-0	1.000	2009: QF-W
Aman Gupta, Oklahoma St.	0-3-0	.000	2022: QF-L; 2021: SF-L, QF-L
Luke Guthrie, Illinois	0-1-0	.000	2011: QF-L
Chesson Hadley, Georgia Tech	0-1-0	.000	2010: QF-L
Brandon Hagy, California	2-2-0	.500	2013: SF-W, QF-W; 2012: SF-L, QF-L
Shun Yat Hak, Georgia Tech	0-2-0	.000	2013: SF-L, QF-L
Toni Hakula, Texas	2-2-0	.500	2013: QF-L; 2012: CH-L, SF-W, QF-W
Blaine Hale, Oklahoma	3-3-0	.500	2019: QF-L; 2018: QF-W; 2017: CH-W, SF-W, QF-L; 2016: QF-L
Paul Haley, Georgia Tech	0-2-0	.000	2011: QF-L; 2010: QF-L
Gavin Hall, Texas	2-2-0	.500	2016: CH-L, SF-W, QF-W; 2015: QF-L
Harry Hall, UNLV	0-1-0	.000	2017: QF-L
Cole Hammer Texas	4-2-0	.667	2022: CH-L, SF-W, QF-W; 2019: CH-L, SF-W, QF-W
Hunter Hamrick, Alabama	2-0-1	.833	2012: CH-W, SF-W, QF-T
Jonathan Hardee, Alabama	1-2-0	.333	2018: CH-L, SF-W, QF-L
Nick Hardy, Illinois	3-2-1	.583	2017: SF-T, QF-W; 2016: SF-L, QF-W; 2015: SF-L, QF-W
Brian Harman, Georgia	1-0-1	.750	2009: SF-T, QF-W
Jonathan Hauter, Illinois	0-1-0	.000	2014: QF-L
Zach Healy, Georgia	1-1-0	.500	2015: SF-L, QF-W
Michael Hebert, Florida St.	1-1-0	.500	2010: SF-L, QF-W
Russell Henley, Georgia	5-0-0	1.000	2011: CH-W, SF-W, QF-W; 2009: SF-W, QF-W
Kramer Hickok, Texas	1-1-0	.500	2015: QF-L; 2013: QF-W
Harry Higgs, SMU	1-0-0	1.000	2014: QF-W
Joe Highsmith, Pepperdine	3-2-0	.600	2022: SF-L, QF-L; 2021: CH-W, SF-W, QF-W
Grant Hirschman, Oklahoma	1-2-2	.400	2018: QF-L; 2017: CH-T, SF-T, QF-W; 2016: QF-L
Derek Hitchner, Pepperdine	2-1-0	.667	2023: QF-W; 2022: SF-L, QF-W
Austin Hitt, North Carolina	0-1-0	.000	2021: QF-L
Bo Hoag, Ohio St.	0-0-1	.500	2011: QF-T
Lee Hodges, Alabama	1-2-0	.333	2018: CH-L, SF-W, QF-L

Name, School	W-L-T	Pctg.	Results
Rico Hoey, Southern California	4-2-0	.667	2017: QF-L; 2016: SF-W, QF-W; 2015: CH-L, SF-W, QF-W
Matt Hoffenberg, San Diego St.	0-1-0	.000	2012: QF-L
Morgan Hoffmann, Oklahoma St.	4-2-0	.667	2011: SF-W, QF-L; 2010: CH-L, SF-W, QF-W; 2009: QF-W
Kyle Hogan, Texas Tech	0-1-0	.000	2018: QF-L
Max Homa, California	2-2-0	.500	2013: SF-L, QF-W; 2012: SF-W, QF-L
Beau Hossler, Texas	2-1-1	.625	2016: CH-L, SF-W, QF-W; 2015: QF-T
Viktor Hovland, Oklahoma St.	6-0-0	1.000	2019: SF-W, QF-W; 2018: CH-W, SF-W, QF-W; 2017: QF-W
Connor Howe, Georgia Tech	1-2-0	.333	2023: CH-L, SF-W, QF-L
Charlie Hughes, Washington	0-2-0	.000	2012: QF-L; 2010: QF-L
Mackenzie Hughes, Kent St.	0-0-1	.500	2012: QF-T
Theo Humphrey, Vanderbilt	2-2-0	.500	2017: SF-W, QF-W; 2016: QF-L; 2015: QF-L
Piercen Hunt, Illinois	0-1-0	.000	2023: QF-L
John Hurley, Texas A&M	2-0-1	.833	2009: CH-W, SF-T, QF-W
Keenan Huskey, South Carolina	0-1-0	.000	2016: QF-L
Carson Jacobs, Vanderbilt	0-2-0	.000	2016: QF-L; 2015: QF-L
Mason Jacobs, Illinois	0-1-0	.000	2011: QF-L
Ben James, Virginia	0-1-0	.000	2023: QF-L
Zack Jaworski, Vanderbilt	0-0-1	.500	2015: QF-T
Jerry Ji, Illinois	0-1-0	.000	2021: QF-L
Bo Jin, Oklahoma St.	1-1-1	.500	2022: QF-L; 2021: SF-T, QF-W
Cheng Jin, Southern California	1-0-0	1.000	2017: QF-W
Pace Johnson, California	1-1-0	.500	2012: SF-L, QF-W
Ryggs Johnston, Arizona St.	2-1-0	.667	2023: QF-L; 2021: SF-W, QF-W
Stewart Jolly, LSU	0-5-0	.000	2015: CH-L, SF-L, QF-L; 2014: SF-L, QF-L
Drew Jones, Texas	0-1-0	.000	2018: QF-L
Carl Jonson, UNLV	1-0-0	1.000	2013: QF-W
Trey Ka'ahanui, Arizona St.	0-1-0	.000	2013: QF-L
Alex Kang, San Diego St.	0-1-0	.000	2012: QF-L
Evan Katz, Duke	0-2-0	.000	2018: SF-L, QF-L
Smylie Kaufman, LSU	1-1-0	.500	2014: SF-L, QF-W
Sean Kelly, South Carolina	0-1-0	.000	2016: QF-L
Jesper Kennegard, Arizona St.	0-0-1	.500	2009: QF-T
Frederik Kjettrup, Florida St.	1-1-0	.500	2023: SF-W, QF-L
Alex Shi Yup Kim, UCLA	0-2-0	.000	2012: QF-L; 2011: QF-L
Chan Kim, Arizona St.	0-1-0	.000	2009: QF-L
Justin Kim, UNLV	0-1-0	.000	2017: QF-L
Lion Kim, Michigan	1-1-0	.500	2009: SF-L, QF-W
Michael Kim, California	2-2-0	.500	2013: SF-L, QF-L; 2012: SF-W, QF-W
Sihwan Kim, Stanford	0-1-0	.000	2010: QF-L
Chris Killmer, Washington	0-1-0	.000	2009: QF-L
Kurt Kitayama, UNLV	0-1-0	.000	2013: QF-L
Drew Kittleson, Florida St.	1-1-0	.500	2010: SF-L, QF-W
Frederik Kjettrup, Florida St.	0-0-1	.500	2021: QF-T
Kyle Kmiecik, Kent St.	0-1-0	.000	2012: QF-L
Jake Knapp, UCLA	0-1-0	.000	2015: QF-L
Brooks Koepka, Florida St.	1-1-0	.500	2010: SF-L, QF-W
Chase Koepka, South Fla.	0-1-0	.000	2015: QF-L
Matthew Kress, Florida	0-3-0	.000	2023: CH-L, SF-L, QF-L
Mitch Krywulycz, Augusta	3-3-0	.500	2011: CH-W, SF-L, QF-W; 2010: CH-W, SF-L, QF-L
Tommy Kuhl, Illinois	1-1-0	.500	2023: QF-W; 2021: QF-L
Luke Kwon, Oklahoma	1-0-0	1.000	2016: QF-W
Christo Lamprecht, Georgia Tech	0-3-0	.000	2023: CH-L, SF-L, QF-L
Andrew Landry, Arkansas	0-2-1	.167	2009: CH-L, SF-T, QF-L
Scott Langley, Illinois	0-1-0	.000	2011: QF-L
Seath Lauer, Florida St.	2-0-0	1.000	2010: SF-W, QF-W
Spencer Lawson, Arizona St.	1-0-0	1.000	2013: QF-W
Bryan Lee, Virginia	1-0-0	1.000	2023: QF-W
Richard Lee, Washington	0-2-0	.000	2010: QF-L; 2009: QF-L
Walker Lee, Texas A&M	0-1-1	.250	2019: QF-L; 2018: QF-T
Trent Leon, Oklahoma St.	0-1-0	.000	2009: QF-L
James Leow, Arizona St.	0-2-0	.000	2022: CH-L, SF-L
Andrew Levitt, Southern California	0-3-0	.000	2017: QF-L; 2016: SF-L, QF-L
Steve Lim, Southern California	1-0-0	1.000	2009: QF-W
Thomas Lim, Oregon	0-2-1	.167	2016: CH-L, SF-L, QF-T
David Lingmerth, Arkansas	2-1-0	.667	2009: CH-L, SF-W, QF-W
Yuxin Lin, Florida	2-1-0	.667	2023: CH-W, SF-L, QF-W
Ryan Linton, Southern California	1-0-0	1.000	2009: QF-W

Name, School	W-L-T	Pctg.	Results
Edoardo Lipparelli, Illinois	2-2-0	.500	2017: SF-L, QF-W; 2016: SF-L, QF-W
Hurly Long, Texas Tech	1-0-0	1.000	2018: QF-W
Andy Lopez, Texas Tech	0-1-0	.000	2022: QF-L
Ben Lorenz, Oklahoma	0-3-0	.000	2021: CH-L, SF-L, QF-L
Tom Lovelady, Alabama	1-2-0	.333	2014: CH-L, SF-W, QF-L
Bryden MacPherson, Georgia	3-0-0	1.000	2011: CH-W, SF-W, QF-W
Gregor Main, UCLA	0-1-0	.000	2011: QF-L
Brandon Mancheno, Auburn	1-1-0	.500	2018: SF-L, QF-W
Jackson Markham, SMU	0-1-0	.000	2019: QF-L
Jamie Marshall, Arkansas	3-0-0	1.000	2009: CH-W, SF-W, QF-W
Patrick Martin, Vanderbilt	2-3-0	.400	2019: SF-L, QF-W; 2017: SF-L, QF-W; 2016: QF-L
Nicholas Maruri, UNLV	0-1-0	.000	2013: QF-L
Garrett May, Baylor	0-1-0	.000	2017: QF-L
Logan McAllister, Oklahoma	4-0-0	1.000	2022: QF-W; 2021: CH-W, SF-W, QF-W
Lee McCoy, Georgia	2-0-0	1.000	2015: SF-W, QF-W
Max McGreevy, Oklahoma	2-2-0	.500	2017: CH-W, SF-W, QF-L; 2016: QF-L
A.J. McInemey, UNLV	1-0-0	1.000	2013: QF-W
Maverick McNealy, Stanford	0-2-0	.000	2014: SF-L, QF-L
Mac Meissner, SMU	1-0-0	1.000	2019: QF-W
Dylan Menante, Pepperdine (2022), North Carolina (2023)	4-2-1	.667	2022: SF-L, QF-W; 2021: CH-L, SF-W, QF-T; 2023: SF-W, QF-W
Dylan Meyer, Illinois	2-3-1	.417	2017: SF-W, QF-T; 2016: SF-W, QF-L; 2015: SF-L, QF-L
Daniel Miernicki, Oregon	2-2-0	.500	2012: SF-W, QF-W; 2010: SF-L, QF-L
Kevin Miller, Kent St.	0-1-0	.000	2012: QF-L
Adam Mitchell, Georgia	1-1-0	.500	2009: SF-L, QF-W
T.J. Mitchell, Georgia	0-3-0	.000	2011: CH-L, SF-L, QF-L
Michael Mjaaseth, Arizona St.	0-1-0	.000	2023: QF-L
Trey Mullinax, Alabama	4-2-0	.667	2014: CH-W, SF-W, QF-L; 2013: CH-W, SF-W, QF-L
William Moll, Vanderbilt	1-2-0	.333	2022: SF-W, QF-L; 2021: QF-L
Taylor Montgomery, UNLV	1-0-0	1.000	2017: QF-W
William Mouw, Pepperdine	2-3-1	.400	2023: QF-L; 2022: SF-W, QF-L; 2021: CH-W, SF-T, QF-L
Matthew NeSmith, South Carolina	0-1-0	.000	2016: QF-L
Carter Newman, Augusta	5-1-0	.833	2011: CH-W, SF-W, QF-W; 2010: CH-L, SF-W, QF-W
Jordan Niebrugge, Oklahoma St.	1-2-0	.333	2014: CH-L, SF-L, QF-W
Roberto Nieves, Pepperdine	0-1-0	.000	2023: QF-L
Mason Nome, Texas	1-1-1	.500	2022: CH-L, SF-T, QF-W
Henrik Norlander, Augusta	4-2-0	.667	2011: CH-L, SF-W, QF-L; 2010: CH-W, SF-W, QF-W
Vincent Norrman, Florida St.	0-1-0	.000	2021: QF-L
John Oda, UNLV	1-0-0	1.000	2017: QF-W
Zachary Olsen, Oklahoma St.	3-1-0	.750	2017: QF-W; 2014: CH-L, SF-W, QF-W
Ollie Osborne, SMU	0-1-0	.000	2019: QF-L
Harrison Ott, Vanderbilt	1-2-1	.375	2022: SF-T, QF-W; 2019: SF-L, QF-L
Wells Padgett, Auburn	0-2-0	.000	2018: SF-L, QF-L
John Pak, Florida St.	1-0-0	1.000	2021: QF-W
Cheng-Tsung Pan, Washington	0-1-0	.000	2012: QF-L
Brinson Paolini, Duke	0-2-0	.000	2011: SF-L, QF-L
Deven Patel, Virginia	1-0-0	1.000	2023: QF-W
Andrea Pavan, Texas A&M	2-1-0	.667	2009: CH-W, SF-W, QF-L
Andrew Paysse, Texas A&M	1-0-0	1.000	2018: QF-W
Brandon Pierce, LSU	2-1-1	.625	2016: QF-L; 2015: CH-W, SF-T, QF-W
Adrien Pendaries, Duke	1-1-0	.500	2018: SF-L, QF-W
Taylor Pendrith, Kent St.	0-1-0	.000	2012: QF-L
Kevin Penner, UNLV	0-1-0	.000	2013: QF-L
Victor Perez, New Mexico	0-1-0	.000	2013: QF-L
Matthew Perrine, Baylor	0-1-0	.000	2017: QF-L
Chandler Phillips, Texas A&M	1-1-0	.500	2019: QF-W; 2018: QF-L
Thomas Pieters, Illinois	3-1-0	.750	2013: CH-W, SF-W, QF-L; 2011: QF-W
Scott Pinckney, Arizona St.	0-1-0	.000	2009: QF-L
Matt Pinizzotto, UCLA	0-1-0	.000	2014: QF-L
Luke Potter, Arizona St.	0-1-0	.000	2023: QF-L
David Puig, Arizona St.	2-3-0	.400	2022: CH-W, SF-W, QF-L; 2021: SF-L, QF-L
Nick Pumford, Michigan	1-1-0	.500	2009: SF-W, QF-L
Austin Quick, Arizona St.	1-0-0	1.000	2013: QF-W
Jon Rahm, Arizona St.	0-1-0	.000	2013: QF-L
Ivan Ramirez, Texas Tech	0-1-0	.000	2018: QF-L
Bill Rankin, Michigan	0-2-0	.000	2009: SF-L, QF-L
Sulman Raza, Oregon	5-1-0	.833	2017: CH-L, SF-W, QF-W; 2016: CH-W, SF-W, QF-W

Name, School	W-L-T	Pctg.	Results
Garett Reband, Oklahoma	0-4-0	.000	2021: CH-L, SF-L; 2019: QF-L; 2018: QF-L
Jovan Rebula, Auburn	0-2-0	.000	2018: SF-L, QF-L
Alex Redfield, Ohio St.	0-1-0	.000	2011: QF-L
Patrick Reed, Augusta	6-0-0	1.000	2011: CH-W, SF-W, QF-W; 2010: CH-W, SF-W, QF-W
Seth Reeves, Georgia Tech	0-3-0	.000	2014: QF-L; 2013: SF-L, QF-L
Rylee Reinertson, Oklahoma	2-1-0	.667	2017: CH-L, SF-W, QF-W
Eric Ricard, LSU	2-1-1	.625	2016: QF-L; 2015: CH-W, SF-W, QF-T
Matthew Riedel, Vanderbilt	0-1-0	.000	2021: QF-L
Davis Riley, Alabama	2-1-0	.667	2018: CH-L, SF-W, QF-W
Wes Roach, Duke	2-0-0	1.000	2011: SF-W, QF-W
Brett Roberts, Florida St.	1-2-0	.333	2023: SF-L, QF-W; 2021: QF-L
Patrick Rodgers, Stanford	2-0-0	1.000	2014: SF-W, QF-W
Max Rottluff, Arizona St.	0-1-0	.000	2013: QF-L
Isaiah Salinda, Stanford	3-0-0	1.000	2019: CH-W, SF-W, QF-W
Gordon Sargent, Vanderbilt	1-1-0	.500	2022: SF-L, QF-W
Scottie Scheffler, Texas	2-2-1	.500	2018: QF-L; 2016: CH-W, SF-W, QF-L; 2015: QF-T
Conrad Schindler, Texas A&M	1-2-0	.333	2009: CH-L, SF-L, QF-W
Ben Schlottman, Auburn	2-0-0	1.000	2018: SF-W, QF-W
Ollie Schniederjans, Georgia Tech	1-1-1	.500	2014: QF-T; 2013: SF-L, QF-W
Matthias Schwab, Vanderbilt	2-2-0	.500	2017: SF-L, QF-W; 2016: QF-W; 2015: QF-L
Calum Scott, Texas Tech	0-1-0	.000	2022: QF-L
Kyle Scott, Georgia Tech	1-1-0	.500	2011: QF-L; 2010: QF-W
Sandy Scott, Texas Tech	1-1-0	.500	2022: QF-W; 2018: QF-L
Manav Shah, UCLA	0-1-0	.000	2015: QF-L
Hunter Shattuck, Baylor	0-1-0	.000	2017: QF-L
Michael Shears, Vanderbilt	0-1-0	.000	2021: QF-L
Robby Shelton, Alabama	3-0-0	1.000	2014: CH-W, SF-W, QF-W
Cole Sherwood, Vanderbilt	0-3-0	.000	2022: SF-L, QF-L; 2021: QF-L
Henry Shimp, Stanford	1-2-0	.333	2019: CH-W, SF-L, QF-L
Davis Shore, Alabama	2-1-0	.667	2018: CH-L, SF-W, QF-W
Jake Shuman, Duke	1-1-0	.500	2018: SF-L, QF-W
Greyson Sigg, Georgia	0-2-0	.000	2015: SF-L, QF-L
Trevor Simsby, Washington	0-1-0	.000	2012: QF-L
Cameron Sisk, Arizona St.	2-2-1	.500	2022: CH-L, SF-W, QF-W; 2021: SF-L, QF-T
Alexander Sitompul, Michigan	1-1-0	.500	2009: SF-L, QF-W
Baard Skogen, Texas Tech	0-1-0	.000	2022: QF-L
Tim Sluiter, Southern California	0-1-0	.000	2009: QF-L
Alex Smalley, Duke	1-1-0	.500	2018: SF-L, QF-W
Brad Smith, Ohio St.	0-1-0	.000	2011: QF-L
Brandon Smith, Texas A&M	0-2-0	.000	2019: QF-L; 2018: QF-L
Matt Smith, Texas Tech	0-1-0	.000	2010: QF-L
Austin Smotherman, SMU	0-1-0	.000	2014: QF-L
David Snyder, Stanford	1-2-0	.333	2019: CH-L, SF-L, QF-W
Ross Steelman, Georgia Tech	2-0-0	1.000	2023: CH-ND, SF-W, QF-W
Spencer Soosman, Texas	1-3-0	.250	2019: CH-L, SF-L, QF-L; 2018: QF-W
J.J. Spaun, San Diego St.	1-0-0	1.000	2012: QF-W
Jordan Spieth, Texas	2-1-0	.667	2012: CH-W, SF-L, QF-W
Joël Stalter, California	2-2-0	.500	2013: SF-L, QF-W; 2012: SF-L, QF-W
Brian Stark, Oklahoma St.	2-1-0	.667	2022: QF-W; 2021: SF-L, QF-W
Will Starke, South Carolina	0-1-0	.000	2016: QF-L
Scott Stevens, South Carolina	1-0-0	1.000	2016: QF-W
Hunter Stewart, Vanderbilt	1-0-0	1.000	2015: QF-W
Brandon Stone, Texas	1-0-0	1.000	2013: QF-W
Sepp Straka, Georgia	1-0-1	.750	2015: SF-T, QF-W
Scott Strohmeier, Alabama	4-1-1	.750	2013: CH-W, SF-T, QF-W; 2012: CH-L, SF-W, QF-W
Eric Sugimoto, Southern California	2-0-1	.833	2015: CH-W, SF-W, QF-T
Justin Suh, Southern California	1-1-1	.500	2017: QF-T; 2016: SF-L, QF-W
Preston Summerhays, Arizona St.	2-2-0	.500	2023: QF-L; 2022: CH-L, SF-W, QF-W
Julian Suri, Duke	1-0-1	.750	2011: SF-W, QF-T
Hudson Swafford, Georgia	0-4-1	.100	2011: CH-L, SF-L, QF-T; 2009: SF-L, QF-L
Giovanni Tadiotto, Illinois	1-2-0	.333	2021: QF-L; 2017: SF-L, QF-W
Hiroshi Tai, Georgia Tech	1-2-0	.333	2023: CH-L, SF-L, QF-W
Ben Taylor, LSU	4-1-0	.800	2015: CH-W, SF-W, QF-W; 2014: SF-L, QF-W
Nick Taylor, Washington	1-1-0	.500	2010: QF-L; 2009: QF-W
Isaiah Telles, Oregon	0-2-0	.000	2010: SF-L, QF-L
Jonah Teixeira, Southern California	1-2-2	.400	2016: SF-L, QF-W; 2015: CH-L, SF-T, QF-T
Justin Thomas, Alabama	3-3-0	.500	2013: CH-L, SF-W, QF-W; 2012: CH-L, SF-L, QF-W

Name, School	W-L-T	Pctg.	Results
Curtis Thompson, LSU	1-1-0	.500	2014: SF-L, QF-W
Matt Thompson, Michigan	1-0-1	.750	2009: SF-T, QF-W
Ethan Tracy, Arkansas	0-3-0	.000	2009: CH-L, SF-L, QF-L
Daulet Tuleubayev, Stanford	1-2-0	.333	2019: CH-L, SF-W, QF-L
Kevin Tway, Oklahoma St.	2-3-1	.417	2011: SF-L, QF-W; 2010: CH-L, SF-T, QF-W; 2009: QF-L
Peter Uihlein, Oklahoma St.	2-3-1	.417	2011: SF-L, QF-T; 2010: CH-L, SF-W, QF-L; 2009: QF-W
Preston Valder, UCLA	0-2-0	.000	2015: QF-L; 2014: QF-L
Try Valentine, South Fla.	0-1-0	.000	2015: QF-L
Matt Van Zandt, Texas A&M	1-1-1	.500	2009: CH-L, SF-W, QF-T
Julio Vegas, Texas	2-2-0	.500	2013: QF-L; 2012: CH-L, SF-W, QF-W
Kristoffer Ventura, Oklahoma St.	1-2-1	.375	2018: CH-W, SF-L, QF-T; 2017: QF-L
Travis Vick, Texas	2-1-0	.667	2022: CH-W, SF-W, QF-L
Andrew Vizarro, Oregon	2-1-1	.625	2012: SF-L, QF-W; 2010: SF-T, QF-W
Joey Vrzych, Pepperdine	2-2-1	.500	2022: SF-L, QF-W; 2021: CH-L, SF-T, QF-W
Darren Wallace, Washington	2-0-0	1.000	2010: QF-W; 2009: QF-W
Chris Ward, Texas Tech	0-1-0	.000	2010: QF-L
Michael Weaver, California	1-1-0	.500	2013: SF-W, QF-L
Patrick Welch, Oklahoma	0-3-0	.000	2022: QF-L; 2021: QF-L; 2019: QF-L
Richy Werenski, Georgia Tech	1-1-0	.500	2014: QF-L; 2011: QF-W
Tyler Weworski, Texas Tech	1-0-0	1.000	2010: QF-W
James White, Georgia Tech	1-1-0	.500	2011: QF-L; 2010: QF-W
Trent Whitekiller, Oklahoma St.	2-0-1	.833	2010: CH-T, SF-W, QF-W
Cory Whitsett, Alabama	7-2-0	.778	2014: CH-W, SF-L, QF-W; 2013: CH-W, SF-W, QF-W; 2012: CH-L, SF-W, QF-W
Pontus Widegrem, UCLA	1-1-0	.500	2012: QF-W; 2011: QF-L
Chris Williams, Washington	1-1-0	.500	2012: QF-L; 2010: QF-W
Cameron Wilson, Stanford	2-0-0	1.000	2014: SF-W, QF-W
Aaron Wise, Oregon	1-2-0	.333	2016: CH-L, SF-L, QF-W
Matthew Wolff, Oklahoma St.	3-2-0	.600	2019: SF-L, QF-W; 2018: CH-W, SF-L, QF-W
Ben Wong, SMU	0-1-0	.000	2019: QF-L
Eugene Wong, Oregon	3-1-0	.750	2012: SF-W, QF-W; 2010: SF-L, QF-W
Jonathan Woo, Oregon	0-2-0	.000	2012: SF-L, QF-L
Hayden Wood, Oklahoma St.	1-2-0	.333	2019: SF-L, QF-W; 2017: QF-L
Zach Wright, LSU	6-0-0	1.000	2016: QF-W; 2015: CH-W, SF-W, QF-W; 2014: SF-W, QF-W
Brandon Wu, Stanford	3-0-0	1.000	2019: CH-W, SF-W, QF-W
Bobby Wyatt, Alabama	6-2-1	.722	2014: CH-W, SF-W, QF-W; 2013: CH-W, SF-T, QF-W; 2012: CH-W, SF-L, QF-L
Norman Xiong, Oregon	1-2-0	.333	2017: CH-L, SF-W, QF-L
Edwin Yi, Oregon	3-3-0	.500	2017: CH-L, SF-L, QF-W; 2016: CH-W, SF-W, QF-L
Cameron Young, Wake Forest	1-0-0	1.000	2019: QF-W
Chun An Yu, Arizona St.	2-0-0	1.000	2021: SF-W, QF-W
Andrew Yun, Stanford	0-1-0	.000	2010: QF-L
Robbie Ziegler, Oregon	0-2-0	.000	2012: SF-L, QF-L
Steve Ziegler, Stanford	0-1-0	.000	2010: QF-L

CH-Championship,

SF-Semifinals

QF-Quarterfinals

ND-No Decision

ALL-TIME TEAM RESULTS

1939

At Des Moines, Iowa - Wakonda Club

1. Stanford, 612
2. (tie) Northwestern and Princeton, 614
4. Iowa St., 615
5. (tie) Duke and LSU, 617
7. Iowa, 623
8. Michigan, 624
9. Oklahoma, 627
10. Georgetown, 630
11. (tie) Minnesota and Notre Dame, 633
13. Yale, 635
14. Texas, 640
15. Southern California, 641
16. California, 643
17. Amherst, 644
18. (tie) Harvard and Ohio St., 645
20. Missouri, 653
21. Michigan St., 657
22. Kansas, 660
23. Chicago, 687

1940

At Manchester, Vermont - Ekwanok Country Club

1. (tie) LSU and Princeton, 601
3. Georgetown, 606
4. Duke, 612
5. Illinois, 616
6. (tie) Southern California and Stanford, 617
8. Iowa St., 618
9. Michigan St., 620
10. (tie) Northwestern and Yale, 621
12. Ohio St., 623
13. Michigan, 625
14. Dartmouth, 626
15. (tie) Harvard and Virginia, 627
17. Amherst, 631
18. Notre Dame, 643
19. Wisconsin, 645
20. Union (NY), 651

1941

At Columbus, Ohio - Ohio St. University Golf Club

1. Stanford, 580
2. LSU, 599
3. Duke, 603
4. Illinois, 606
5. Ohio St., 609
6. Texas, 611
7. (tie) Michigan St. and Northwestern, 615
9. Notre Dame, 616

10. Minnesota, 618
11. (tie) Princeton, 621
- Wisconsin, 621
13. Virginia, 622
14. Georgetown, 626
15. North Carolina, 645
16. (tie) Dartmouth and Syracuse, 650
18. Arizona, 652
19. Beloit, 680

1942

At South Bend, Indiana - South Bend Country Club

1. (tie) LSU and Stanford, 590
3. Northwestern, 597
4. Washington, 604
5. Yale, 605
6. Minnesota, 608
7. Ohio St., 610
8. Notre Dame, 612
9. Michigan, 614
10. Navy, 615
11. Michigan St., 625
12. Wisconsin, 634
13. Holy Cross, 641

1943

At Olympia Fields, Illinois - Olympia Fields Country Club

1. Yale, 614
2. Michigan, 618
3. LSU, 621
4. Minnesota, 635
5. Northwestern, 641
6. Princeton, 650
7. Notre Dame, 652

1944

At Toledo, Ohio - Inverness Club

1. Notre Dame, 311
2. Minnesota, 312
3. Michigan, 318
4. Ohio St., 327
5. Michigan St., 344

1945

At Columbus, Ohio - Ohio St. University Golf Club

1. Ohio St., 602
2. (tie) Michigan and Northwestern, 621
4. Notre Dame, 633
5. Minnesota, 638

1946

At Princeton, New Jersey - Springdale Golf Club

1. Stanford, 619
2. Michigan, 624

3. Ohio St., 625
4. Princeton, 628
5. LSU, 629
6. Notre Dame, 631
7. Iowa, 634
8. Northwestern, 639
9. Minnesota, 640
10. Michigan St., 644
11. Virginia, 651
12. (tie) Georgia and Washington, 652
14. George Washington, 658
15. Cornell, 666
16. Knox, 673
17. Dartmouth, 681
18. Lehigh, 699

1947

At Ann Arbor, Michigan - University of Michigan Golf Course

1. LSU, 606
2. Duke, 614
3. Stanford, 616
4. San Jose St., 617
5. (tie) Michigan and Oklahoma St., 618
7. Ohio St., 620
8. Oklahoma, 622
9. Northwestern, 623
10. Miami (FL), 627
11. (tie) Boston College and North Carolina, 629
13. North Texas, 630
14. (tie) Georgia Tech and Purdue, 634
16. Notre Dame, 635
17. Oregon, 638
18. Yale, 639
19. Princeton, 640
20. Denver, 642
21. Wisconsin, 644
22. Minnesota, 645
23. Michigan St., 646
24. Cornell, 647
25. Penn St., 649
26. Penn, 652
27. Kentucky, 655
28. Colorado, 656
29. Kenyon, 657
30. Texas, 658
31. (tie) Detroit Mercy and Virginia, 660
33. Kansas, 663
34. Iowa St., 665
35. Syracuse, 668
36. Wayne St. (MI), 669
37. Eastern Mich., 674
38. Kent St., 691
39. West Virginia, 702

1948

At Palo Alto, California - Stanford University Golf Course

1. San Jose St., 579
2. LSU, 588
3. Stanford, 590
4. Duke, 595
5. Oklahoma St., 599
6. Michigan, 600
7. UCLA, 602
8. Oklahoma, 606
9. Washington, 609
10. North Texas, 611
11. Ohio St., 612
12. Texas, 614
13. Northwestern, 615
14. Oregon, 616
15. Denison, 620
16. (tie) Boston College and Penn St., 622
18. Denver, 623
19. Southern California, 624
20. (tie) California and Miami (FL), 627
22. New Mexico, 637
23. Utah, 651

1949

At Ames, Iowa - Veenker Memorial Golf Course

1. North Texas, 590
2. (tie) Purdue and Texas, 600
4. Michigan, 602
5. San Jose St., 603
6. Oklahoma St., 606
7. Wake Forest, 608
8. (tie) North Carolina and Ohio St., 610
10. Miami (FL), 613
11. Utah, 614
12. Iowa St., 619
13. UCLA, 622
14. Washington St., 624
15. Iowa, 627
16. Yale, 629
17. California, 636
18. Canisius, 637
19. (tie) Illinois, Missouri and Northwestern, 642
22. Oklahoma, 645
23. St. Ambrose, 646
24. New Mexico, 647
25. (tie) Cornell and UNI, 666
27. Rochester (NY), 669
28. Kent St., 671
29. Central Mich., 692
30. Omaha, 696
31. Johns Hopkins, 720

1950

Albuquerque, New Mexico - Championship Golf Course at University of New Mexico

1. North Texas, 573
2. Purdue, 577
3. Stanford, 587
4. Oklahoma, 590
5. Wake Forest, 591
6. (tie) North Carolina and Ohio St., 592
8. Illinois, 596
9. Utah, 597
10. San Diego, 599
11. (tie) Kansas and Texas, 600
13. (tie) Denver and Oklahoma St., 601
15. (tie) Canisius and New Mexico, 605
17. UCLA, 607
18. (tie) Oregon and Oregon St., 619
20. Navy, 623
21. San Jose St., 626
22. Valparaiso, 630
23. Kenyon, 649

1951

At Columbus, Ohio - Ohio St. University Golf Club

1. North Texas, 588
2. Ohio St., 589
3. Notre Dame, 604
4. Detroit Mercy, 605
5. Purdue, 611
6. Wisconsin, 612
7. (tie) North Carolina and Northwestern, 613
9. Stanford, 614
10. Southern California, 616
11. (tie) Oklahoma St. and SMU, 618
13. Texas, 624
14. Georgia, 626
15. Oklahoma, 631
16. Canisius, 633
17. Kent St., 642
18. Ohio, 645
19. (tie) Illinois and New Mexico, 650
21. Georgetown, 655
22. Akron, 660
23. Ohio Wesleyan, 682

1952

At West Lafayette, Indiana - Purdue University Golf Course

1. North Texas, 587
2. Michigan, 593
3. (tie) Purdue and Texas, 598
5. Oklahoma St., 600
6. Southern California, 601
7. LSU, 602

8. Stanford, 608
9. Florida, 610
10. North Carolina, 611
11. Houston, 615
12. (tie) Oklahoma and Wisconsin, 620
14. Wake Forest, 621
15. Bradley, 622
16. Minnesota, 623
17. Indiana, 628
18. Notre Dame, 631
19. Northwestern, 632
20. (tie) Kansas and Ohio St., 635
22. Iowa St., 643
23. Virginia, 649
24. St. Lawrence, 657

1953

At Colorado Springs, Colorado - Broadmoor Golf Club

1. Stanford, 578
2. North Carolina, 580
3. LSU, 581
4. Oklahoma St., 582
5. North Texas, 583
6. Texas, 586
7. Notre Dame, 581
8. Houston, 592
9. Purdue, 594
10. (tie) Colorado and Denver, 598
12. Ohio St., 599
13. Southern California, 601
14. Wichita St., 610
15. Minnesota, 611
16. Northwestern, 612
17. Wisconsin, 613
18. Trinity (TX), 617
19. Iowa St., 621

1954

At Houston, Texas - Braeburn Country Club

1. SMU, 572
2. North Texas, 573
3. Oklahoma St., 578
4. LSU, 582
5. Houston, 590
6. Stanford, 595
7. Ohio St., 596
8. (tie) Southern California and Texas, 597
10. Purdue, 599
11. Iowa, 600
12. Yale, 605
13. Minnesota, 607
14. Trinity (TX), 611
15. Colorado, 616
16. Memphis, 617
17. Denver, 622
18. Kent St., 629
19. Utah, 631

20. Wichita St., 640

1955

At Knoxville, Tennessee - Holston Hills Country Club

1. LSU, 574
2. North Texas, 583
3. Oklahoma St., 587
4. (tie) Houston and Stanford, 591
6. (tie) Florida and San Jose St., 597
8. Memphis, 598
9. (tie) Purdue and SMU, 599
11. (tie) Iowa and North Carolina, 603
13. Georgia, 605
14. Oklahoma, 606
15. Seattle U, 609
16. (tie) Ohio St. and Wake Forest, 610
18. Southern California, 612
19. (tie) Bradley, Minnesota and Ohio, 614
22. Detroit Mercy, 618
23. (tie) Texas and Yale, 621
25. Cornell, 627
26. Denver, 628
27. (tie) Texas A&M and Western Ill., 629
29. Wisconsin, 633
30. Tennessee, 639
31. Colorado, 642
32. Williams, 655
33. Marshall, 664

1956

At Columbus, Ohio - Ohio St. University Golf Club

1. Houston, 601
2. (tie) North Texas and Purdue, 602
4. Oklahoma St., 605
5. Florida St., 606
6. Notre Dame, 607
7. (tie) Southern California and SMU, 609
9. LSU, 613
10. (tie) North Carolina and Texas Tech, 614
12. Ohio St., 615
13. Georgia, 616
14. Oregon, 620
15. San Jose St., 621
16. Michigan, 622
17. Michigan St., 623
18. Western Ill., 627
19. (tie) Minnesota and Yale, 629
21. Ohio, 630
22. (tie) Illinois, Northwestern and Oklahoma, 631
25. Stanford, 633
26. Princeton, 634
27. Iowa, 639
28. Williams, 650

29. Bowling Green, 653
30. Buffalo, 654
31. Ohio Wesleyan, 694

1957

At Colorado Springs, Colorado - Broadmoor Golf Club

1. Houston, 602
2. Stanford, 603
3. North Texas, 606
4. Florida St., 607
5. Arizona St., 609
6. SMU, 610
7. North Carolina, 611
8. (tie) Iowa, Navy and San Jose St., 614
11. Purdue, 619
12. Oklahoma St., 622
13. Minnesota, 623
14. BYU, 630
15. (tie) Notre Dame, Oregon and Wisconsin, 632
18. Texas, 633
19. Oklahoma, 638
20. Ohio, 644
21. Bucknell, 648
22. Illinois, 649
23. Kansas, 653
24. Marshall, 665
25. New Mexico, 666
26. Colorado Col., 674

1958

At Williamstown, Massachusetts - Taconic Golf Club

1. Houston, 570
2. Oklahoma St., 582
3. Southern California, 583
4. Maryland, 584
5. North Texas, 591
6. Rollins, 593
7. (tie) SMU and Stanford, 596
9. Georgia, 597
10. (tie) Arizona St., Fresno St. and Purdue, 602
13. Indiana, 606
14. (tie) Colgate and Florida St., 607
16. Ohio St., 612
17. Boston College, 616
18. Ohio, 617
19. Virginia, 618
20. (tie) North Carolina and Yale, 619
22. Williams, 625
23. Iowa, 626
24. (tie) Notre Dame and Penn, 633
26. Pittsburgh, 649
27. Dartmouth, 654
28. (tie) Massachusetts and Middlebury, 659
30. Iona, 662

31. Holy Cross, 664
32. Colby, 665
33. Rensselaer, 681
34. American Int'l, 682

1959

At Eugene, Oregon - Eugene Country Club

1. Houston, 561
2. Purdue, 571
3. Stanford, 573
4. Oregon, 574
5. Oklahoma St., 579
6. Seattle U, 581
7. (tie) Florida and Texas Tech, 586
9. Rollins, 587
10. Duke, 592
11. Oregon St., 593
12. Iowa, 595
13. Yale, 600
14. Idaho, 603
15. North Texas, 607
16. Tulsa, 608
17. (tie) Princeton and San Jose St., 609
19. Washington, 613
20. Portland, 618

1960

At Colorado Springs, Colorado - Broadmoor Golf Club

1. Houston, 603
2. (tie) Oklahoma St. and Purdue, 607
4. (tie) Florida and North Carolina, 611
6. Texas A&M, 612
7. Arizona, 617
8. Southern California, 618
9. (tie) Baylor and Iowa, 619
11. Notre Dame, 620
12. Fresno St., 621
13. Ohio St., 624
14. (tie) San Diego St. and Stanford, 625
16. Oregon, 628
17. (tie) Minnesota and Ohio, 629
19. (tie) Michigan St., North Texas and Yale, 631
22. (tie) New Mexico and UCLA, 635
24. (tie) Army West Point, Lamar University and Princeton, 637
27. Seattle U, 639
28. Texas Tech, 644
29. Tulsa, 646
30. Colorado, 648
31. Idaho, 654
32. Oregon St., 659
33. Denver, 669
34. Texas, 681

1961

At West Lafayette, Indiana - Purdue University Golf Course

1. Purdue, 584
2. Arizona St., 595
3. Southern California, 596
4. Oklahoma St., 597
5. Texas A&M, 602
6. Michigan St., 603
7. (tie) Arizona and North Texas, 604
9. Minnesota, 607
10. Georgia, 609
11. (tie) Duke, Houston and Ohio St., 610
14. Notre Dame, 611
15. Florida, 615
16. (tie) Northwestern and Stanford, 617
18. Ohio, 623
19. Ball St., 628
20. Texas, 630
21. Illinois, 633
22. (tie) New Mexico and Princeton, 634
24. Miami (FL), 638
25. Bucknell, 640
26. Akron, 642
27. Bowling Green, 647
28. Virginia Tech, 659

1962

At Durham, North Carolina - Duke Golf Club

1. Houston, 588
2. Oklahoma St., 598
3. Duke, 603
4. North Texas, 606
5. Georgia, 607
6. Purdue, 611
7. Stanford, 617
8. Wake Forest, 619
9. Minnesota, 620
10. Southern California, 622
11. Marshall, 627
12. New Mexico, 628
13. North Carolina, 630
14. Miami (FL), 633
15. San Diego St., 637

1963

At Wichita, Kansas - Wichita Country Club

1. Oklahoma St., 581
2. Houston, 582
3. North Texas, 585
4. Southern California, 587
5. Georgia, 590
6. (tie) Texas and Wake Forest, 591
8. Navy, 595
9. Stanford, 596
10. Washington, 597

11. (tie) Purdue and San Jose St., 600
13. Maryland, 604
14. Miami (FL), 605
15. (tie) Notre Dame and Texas A&M, 606
17. Ohio, 608
18. Wisconsin, 611
19. Minnesota, 612
20. Missouri, 613
21. (tie) New Mexico and UCLA, 614
23. Tulsa, 621
24. Penn St., 623
25. Arizona, 632
26. Wichita St., 635
27. Colorado Col., 643
28. Bowling Green, 644
29. Yale, 646
30. Rutgers, 658

1964

At Colorado Springs, Colorado - Broadmoor Golf Club

1. Houston, 580
2. Oklahoma St., 587
3. Southern California, 596
4. (tie) Notre Dame and San Jose St., 600
6. Miami (FL), 603
7. Wake Forest, 607
8. Stanford, 610
9. Indiana, 611
10. UCLA, 612
11. (tie) Michigan and Seattle U, 615
13. Arizona St., 616
14. New Mexico, 617
15. (tie) Maryland, Memphis and Washington, 619
18. (tie) Colorado and Northwestern, 620
20. Navy, 621
21. Georgia, 622
22. Purdue, 624
23. Minnesota, 625
24. (tie) North Texas and Purdue, 631
26. Fresno St., 632
27. Texas, 635
28. Cal State LA, 638
29. (tie) UConn, Oregon St. and Yale, 639
32. Oregon, 640
33. Wichita St., 641
34. South Carolina, 642
35. Wisconsin, 648
36. (tie) New Mexico St., Toledo and Utah, 654
39. Colorado St., 655
40. Colorado Col., 658
41. Idaho, 660

1965

At Knoxville, Tennessee - Holston Hills Country Club

1. Houston, 577
2. Cal State LA, 587
3. Southern California, 590
4. (tie) Florida and Purdue, 594
6. Florida St., 595
7. (tie) Georgia and San Jose St., 596
9. (tie) Arizona St. and Oklahoma St., 597
11. (tie) North Carolina, Seattle U, Virginia Tech and Washington, 602
15. (tie) BYU and Tennessee, 607
17. (tie) Indiana and Texas, 609
19. (tie) Notre Dame and UCLA, 610
21. New Mexico, 615
22. Michigan, 618
23. North Texas, 619
24. (tie) Penn, San Diego St., TCU and Wichita St., 620
28. (tie) Oklahoma and Penn St., 625
30. Stanford, 628
31. Yale, 630
32. New Mexico St., 640
33. Rhode Island, 643.

1966

At Palo Alto, California - Stanford University Golf Course

1. Houston, 582
2. San Jose St., 586
3. Southern California, 595
4. Oklahoma St., 598
5. Arizona St., 599
6. San Diego St., 604
7. Stanford, 606
8. (tie) Cal State LA, LSU and UCLA, 607
11. Notre Dame, 608
12. (tie) Florida and Ohio St., 609
14. BYU, 611
15. Oregon St., 612
16. Michigan, 616
17. Colorado, 617
18. (tie) Penn St., Purdue and Wisconsin, 618
21. New Mexico, 619
22. Washington, 624
23. Wichita St., 626
24. Baylor, 627
25. (tie) Davidson and North Texas, 633
27. (tie) Miami (FL) and Texas, 635
29. Duke, 636
30. San Francisco, 643
31. Providence, 661

1967

At Delaware, Pennsylvania - Shawnee Golf Course

1. Houston, 585
2. Florida, 588
3. LSU, 591
4. Purdue, 596
5. Wake Forest, 597
6. (tie) Arizona St., Michigan St. and Virginia Tech, 598
9. (tie) Fresno St., New Mexico, North Texas and San Jose St., 599
13. (tie) Michigan, Southern California and Texas, 603
16. Maryland, 605
17. Texas A&M, 606
18. (tie) Navy and Oklahoma, 607
20. Stanford, 608
21. Miami (FL), 611
22. (tie) Indiana (PA), Ohio St., Oklahoma St. and San Diego St., 613
26. (tie) Memphis and Penn St., 615
28. (tie) BYU and Oregon St., 616
30. New Mexico St., 618
31. (tie) Baylor and Cal State LA, 619
33. Yale, 620
34. Army West Point, 622
35. Ohio, 625
36. UCLA, 628
37. Rhode Island, 633
38. Wichita St., 639
39. Providence, 651

1968

At Las Cruces, New Mexico - NMSU Golf Course

1. Florida, 1,154
2. Houston, 1,156
3. Wake Forest, 1,160
4. (tie) Oklahoma St. and Texas, 1,162
6. Arizona St., 1,166
7. New Mexico, 1,171
8. Colorado, 1,172
9. Michigan St., 1,175
10. Florida St., 1,180
11. (tie) San Jose St. and Stanford, 1,184
13. Southern California, 1,185
14. (tie) Michigan and New Mexico St., 1,188

1969

At Colorado Springs, Colorado - Broadmoor Golf Club

1. Houston, 1,223
2. Wake Forest, 1,232
3. (tie) Arizona St. and BYU, 1,240

5. (tie) Florida and Georgia, 1,241
7. North Texas, 1,245
8. Texas, 1,250
9. Stanford, 1,253
10. Oklahoma St., 1,255
11. Indiana, 1,256
12. Florida St., 1,257
13. Michigan St., 1,260
14. Southern California, 1,261
15. Oklahoma, 1,263
16. Penn St., 1,274

1970

At Columbus, Ohio - Ohio St. University Golf Club

1. Houston, 1,172
2. Wake Forest, 1,182
3. BYU, 1,189
4. Oklahoma St., 1,190
5. Cal State LA, 1,196
6. (tie) Ohio St. and Texas, 1,199
8. Georgia, 1,200
9. Stanford, 1,201
10. Purdue, 1,202
11. Arizona St., 1,203
12. Indiana, 1,204
13. Miami (OH), 1,205
14. (tie) North Texas and Oregon, 1,208
16. San Diego St., 1,230

1971

At Tucson, Arizona - Tucson National Golf Club

1. Texas, 1,144
2. Houston, 1,151
3. Florida, 1,154
4. Wake Forest, 1,155
5. Oklahoma St., 1,170
6. Southern California, 1,171
7. BYU, 1,173
8. Stanford, 1,174
9. (tie) Georgia and Maryland, 1,176
11. North Texas, 1,181
12. Arizona St., 1,182
13. New Mexico St., 1,184
14. Cal State LA, 1,186
15. New Mexico, 1,188
16. Michigan St., 1,191

1972

At Cape Coral, Florida - Cape Coral Golf Club

1. Texas, 1,146
2. Houston, 1,159
3. Florida, 1,167
4. Oklahoma St., 1,174
5. Arizona St., 1,176
6. (tie) Georgia and Wake Forest, 1,185
8. SMU, 1,193

9. San Jose St., 1,200
10. (tie) Maryland and Miami (FL), 1,207
12. Indiana, 1,210
13. Tennessee, 1,217
14. (tie) Ball St. and Ga. Southern, 1,223

1973

At Stillwater, Oklahoma - Stillwater Country Club

1. Florida, 1,149
2. Oklahoma St., 1,159
3. Texas, 1,166
4. (tie) New Mexico and San Jose St., 1,170
6. Houston, 1,172
7. Southern California, 1,175
8. Georgia, 1,177
9. BYU, 1,180
10. SMU, 1,188
11. LSU, 1,191
12. Arizona St., 1,192
13. (tie) Ga. Southern and North Texas, 1,198
15. Oklahoma, 1,202
16. Ball St., 1,211

1974

Santee, California - Carlton Oaks Country Club

1. Wake Forest, 1,158
2. Florida, 1,160
3. Houston, 1,176
4. Southern California, 1,177
5. Oklahoma St., 1,178
6. (tie) Indiana and New Mexico, 1,186
8. Long Beach St., 1,193
9. (tie) BYU and San Jose St., 1,194
11. (tie) Arizona St. and Oklahoma, 1,196
13. North Texas, 1,200
14. Alabama, 1,205
15. Texas, 1,208

1975

At Columbus, Ohio - Ohio St. University Golf Club

1. Wake Forest, 1,156
2. Oklahoma St., 1,189
3. (tie) Alabama and Southern California, 1,190
5. BYU, 1,194
6. ETSU, 1,202
7. (tie) Indiana and Texas, 1,204
9. Arizona St., 1,205
10. Florida, 1,206
11. Ohio St., 1,207
12. Houston, 1,208
13. LSU, 1,212
14. NC State, 1,213
15. Ga. Southern, 1,214
16. Oregon, 1,215

17. SMU, 1,225

1976

At Albuquerque, New Mexico - Championship Golf Course at University of New Mexico

1. Oklahoma St., 1,166
2. BYU, 1,173
3. Houston, 1,174
4. Wake Forest, 1,175
5. New Mexico, 1,176
6. Texas, 1,183
7. (tie) ETSU and Southern California, 1,184
9. Maryland, 1,186
10. Oregon, 1,194
11. (tie) Arizona St. and Ohio St., 1,196
13. San Jose St., 1,197
14. Georgia, 1,198
15. (tie) Ga. Southern and Texas Tech, 1,203
17. Marshall, 1,204
18. San Diego St., 1,205
19. New Mexico St., 1,211
20. (tie) Oklahoma and Stanford, 1,212
22. North Texas, 1,213
23. Indiana, 1,215
24. NIU, 1,217
25. (tie) Temple and Weber St., 1,219
27. LSU, 1,225
28. Auburn, 1,226
29. Massachusetts, 1,257

1977

At Hamilton, New York - Seven Oaks Golf Course

1. Houston, 1,197
2. Oklahoma St., 1,205
3. (tie) Arizona St. and Georgia, 1,211
5. Southern California, 1,212
6. BYU, 1,219
7. Oregon, 1,228
8. Florida, 1,230
9. Ohio St., 1,232
10. Wake Forest, 1,233
11. Texas A&M, 1,234
12. North Carolina, 1,240
13. San Jose St., 1,241
14. Ga. Southern, 1,247
15. (tie) San Diego St. and Stanford, 1,248
17. SMU, 1,252
18. Furman, 1,253
19. (tie) Fresno St. and Indiana, 1,259

1978

At Eugene, Oregon - Eugene Country Club

1. Oklahoma St., 1,140
2. Georgia, 1,157

3. Arizona St., 1,160
4. BYU, 1,166
5. North Carolina, 1,174
6. Oral Roberts, 1,176
7. Wake Forest, 1,177
8. San Jose St., 1,181
9. Florida, 1,182
10. UCLA, 1,186
11. Oregon, 1,188
12. San Diego St., 1,190
13. Southern California, 1,193
14. Stanford, 1,196
15. (tie) Texas A&M and Weber St., 1,199
16. South Carolina, 1,201
17. Houston, 1,202
18. Wichita St., 1,204
19. Ohio St., 1,206
20. Nebraska, 1,208

1979

At Winston-Salem, North Carolina - Bermuda Run Country Club

1. Ohio St., 1,189
2. Oklahoma St., 1,191
3. Wake Forest, 1,196
4. BYU, 1,198
5. New Mexico, 1,202
6. (tie) North Carolina and Oral Roberts, 1,206
7. Arizona St., 1,213
8. (tie) Houston and Southern California, 1,215
9. Ga. Southern, 1,226
10. Fresno St., 1,229
11. UCLA, 1,230
12. San Jose St., 1,234
13. Florida, 1,236

Eliminated after 54 holes

- LSU, 917
- Temple, 921
- Florida St., 922
- Georgia, 926
- NC State, 930
- Texas, 934
- Weber St., 934
- Texas A&M, 935
- Auburn, 936
- Wichita St., 937
- San Diego St., 943
- Indiana, 943
- UConn, 1,003

1980

At Columbus, Ohio - Ohio St. University Golf Club

1. BYU, 1,161
2. Oral Roberts, 1,163
3. Houston, 1,170
4. Oklahoma St., 1,171
5. Arizona St., 1,172
6. Georgia, 1,176

7. (tie) New Mexico and Tennessee, 1,180
8. Wake Forest, 1,182
9. Texas A&M, 1,183
10. (tie) Colorado and Southern California, 1,185
11. Utah St., 1,186
12. Florida, 1,188
13. Florida St., 1,189
14. Texas, 1,191

Eliminated after 54 holes

- Colorado, 909
- Wake Forest, 910
- Houston, 912
- San Jose St., 914
- Arizona St., 916
- Indiana, 916
- San Diego St., 917
- Weber St., 919
- Pacific, 920
- UCLA, 920
- ETSU, 921
- Ohio, 926
- Temple, 928
- Princeton, 946
- UConn, 968

1981

At Palo Alto, California - Stanford University Golf Course

1. BYU, 1,161
2. Oral Roberts, 1,163
3. Houston, 1,170
4. Oklahoma St., 1,171
5. Arizona St., 1,172
6. Georgia, 1,176
7. (tie) New Mexico and Tennessee, 1,180
8. Wake Forest, 1,182
9. Texas A&M, 1,183
10. (tie) Colorado and Southern California, 1,185
11. Utah St., 1,186
12. Florida, 1,188
13. Florida St., 1,189
14. Texas, 1,191

Eliminated after 54 holes

- Alabama, 892
- Fresno St., 894
- North Carolina, 894
- San Jose St., 894
- San Diego St., 895
- Centenary (LA), 896
- Stanford, 898
- Ohio St., 899
- LSU, 902
- Purdue, 902
- Oregon, 904
- New Mexico St., 908
- Temple, 911
- Oklahoma, 916
- Dartmouth, 942

1982

At Pinehurst, North Carolina - Pinehurst Resort

1. Houston, 1,141
2. Oklahoma St., 1,151
3. Arizona St., 1,156
4. Texas A&M, 1,161
5. BYU, 1,162
6. UCLA, 1,163
7. Texas, 1,165
8. NC State, 1,167
9. North Carolina, 1,170
10. (tie) Miami (FL) and Wake Forest, 1,173
11. Weber St., 1,175
12. San Jose St., 1,176
13. San Diego St., 1,178
14. Ohio St., 1,180

Eliminated after 54 holes

- Clemson, 882
- Oklahoma, 885
- Georgia, 886
- Southern California, 889
- Ball St., 892
- North Texas, 892
- Tennessee, 893
- Oral Roberts, 894
- Long Beach St., 902
- New Mexico, 902
- Florida St., 903
- ETSU, 905
- American, 906
- Temple, 909
- Indiana, 910
- Holy Cross, 992

1983

At Fresno, California - San Joaquin Country Club

1. Oklahoma St., 1,161
2. Texas, 1,168
3. Houston, 1,170
4. Ohio St., 1,173
5. Clemson, 1,176
6. Georgia, 1,179
7. UCLA, 1,181
8. (tie) North Carolina and Oklahoma, 1,185
9. (tie) BYU and Texas A&M, 1,186
10. Fresno St., 1,189
11. (tie) Missouri and Wake Forest, 1,193
12. Pacific, 1,197

Eliminated after 54 holes

- Florida, 896
- Alabama, 898
- Ball St., 900
- Southern California, 901
- Florida St., 902
- Lamar University, 904
- Oregon, 907
- Oral Roberts, 909
- San Diego St., 909

- Temple, 909
- San Jose St., 910
- TCU, 911
- Weber St., 912
- Bowling Green, 915
- NC State, 922
- Holy Cross, 966
- Navy, 967

1984

At Houston, Texas - Bear Creek Golf World

1. Houston, 1,145
2. Oklahoma St., 1,146
3. Oklahoma, 1,149
4. North Carolina, 1,154
5. BYU, 1,159
6. (tie) LSU and San Jose St., 1,162
7. Southern California, 1,163
8. Arizona St., 1,164
9. Texas A&M, 1,166
10. Florida, 1,169
11. (tie) Georgia and South Carolina, 1,170
12. Missouri, 1,171
13. Wake Forest, 1,176

Eliminated after 54 holes

- Texas, 878
- Ohio St., 879
- Arkansas, 880
- Clemson, 881
- Ole Miss, 883
- UCLA, 884
- Fresno St., 886
- Houston Christian, 886
- Kent St., 889
- San Diego St., 889
- Stanford, 890
- Weber St., 890
- Colorado, 895
- Illinois, 895
- Rutgers, 912
- Temple, 914
- Yale, 920

1985

At Haines City, Florida - Grenelefe Country Club

1. Houston, 1,172
2. Oklahoma St., 1,175
3. Florida, 1,185
4. Ole Miss, 1,186
5. Texas, 1,188
6. Arkansas, 1,192
7. Georgia, 1,193
8. Oklahoma, 1,195
9. (tie) LSU and Stanford, 1,196
10. Arizona St., 1,197
11. Georgia Tech, 1,201
12. Wake Forest, 1,203
13. (tie) BYU and UCLA, 1,206

Eliminated after 54 holes

- North Carolina, 904

Ohio St., 904
Auburn, 905
Lamar University, 905
Southern California, 906
Fresno St., 908
Texas A&M, 911
New Mexico, 914
San Jose St., 916
Oral Roberts, 924
UTEP, 925
Clemson, 933
Hartford, 939
Temple, 941
St. John's (NY), 953

1986

At Winston-Salem, North Carolina - Bermuda Run Country Club

1. Wake Forest, 1,156
2. Oklahoma St., 1,160
3. Oklahoma, 1,163
4. BYU, 1,167
5. Houston, 1,169
6. Miami (FL), 1,170
7. Lamar University, 1,172
8. (tie) Arizona St. and Southern California, 1,174
10. LSU, 1,175
11. Florida, 1,176
12. North Carolina, 1,177
13. (tie) Fresno St., Georgia Tech and Ohio St., 1,180
16. Arkansas, 1,183
17. Texas, 1,187
18. Oregon, 1,192
19. (tie) Furman and TCU, 1,202

Eliminated after 54 holes

Clemson, 898
Auburn, 900
Missouri, 901
Texas A&M, 901
Stanford, 905
New Mexico, 907
Ball St., 908
Temple, 917
Hartford, 920
UTEP, 924
Army West Point, 951

1987

At Columbus, Ohio - Ohio St. University Golf Club

1. Oklahoma St., 1,160
2. Wake Forest, 1,176
3. Oklahoma, 1,177
4. Ohio St., 1,185
5. Houston Christian, 1,186
6. Arkansas, 1,187
7. Florida St., 1,191
8. North Carolina, 1,194
9. Fresno St., 1,195
10. Houston, 1,196
11. Clemson, 1,197

12. (tie) San Jose St. and UTEP, 1,199
14. (tie) BYU and LSU, 1,200
16. Arizona St., 1,202
17. South Fla., 1,204
18. Arizona, 1,208
19. Texas A&M, 1,209
20. Texas, 1,210
21. UCLA, 1,213
22. Georgia Tech, 1,214

Eliminated after 54 holes

Southern California, 916
Georgia, 918
Hartford, 919
Kent St., 919
Kentucky, 919
New Mexico, 921
Florida, 925
Oregon, 926
Penn St., 942
Tulsa, 946
Temple, 947

1988

At Thousand Oaks, California - North Ranch Country Club

1. UCLA, 1,176
2. (tie) Oklahoma, Oklahoma St. and UTEP, 1,179
5. Florida, 1,180
6. Arizona, 1,183
7. Georgia Tech, 1,184
8. (tie) Georgia and South Carolina, 1,186
10. Arizona St., 1,188
11. Texas, 1,189
12. Arkansas, 1,190
13. Southern California, 1,194
14. Ga. Southern, 1,204
15. Washington, 1,211

Eliminated after 54 holes

Houston Christian, 900
Clemson, 903
New Mexico, 906
NC State, 906
LSU, 907
Kentucky, 909

Eliminated after 36 holes

Wake Forest, 608
Illinois, 609
Ohio St., 609
Tulsa, 610
Virginia, 614
SMU, 616
Memphis, 622
Utah, 623
Hartford, 626
Temple, 635
St. John's (NY), 638

1989

At Edmond, Oklahoma - Oak Tree Country Club

1. Oklahoma, 1,139

2. Texas, 1,158
3. Clemson, 1,160
4. Oklahoma St., 1,162
5. Arizona St., 1,166
6. Arizona, 1,170
7. Arkansas, 1,171
8. (tie) LSU and UCLA, 1,173
10. Georgia, 1,174
11. Florida, 1,180
12. ETSU, 1,185
13. North Carolina, 1,187
14. Fresno St., 1,192
15. Louisiana, 1,194
16. Florida St., 1,196
17. UTEP, 1,197

Eliminated after 36 holes

Georgia Tech, 593
South Carolina, 593
Southern California, 593
Miami (OH), 594
Kansas, 595
Illinois, 596
Washington, 596
Nevada, 598
Houston, 599
UNLV, 600
NC State, 603
Auburn, 609
Colorado, 609

1990

At Tarpon Springs, Florida - Innisbrook Island Course

1. Arizona St., 1,155
2. Florida, 1,157
3. Arizona, 1,159
4. Oklahoma St., 1,163
5. (tie) Fresno St. and Oklahoma, 1,167
7. North Carolina, 1,168
8. Florida St., 1,169
9. Louisiana, 1,170
10. Ohio St., 1,171
11. Georgia Tech, 1,173
12. Clemson, 1,174
13. Southern California, 1,179
14. NC State, 1,181
15. Georgia, 1,183
16. UTEP, 1,186
17. Duke, 1,195
18. (tie) Kent St. and UNLV, 1,196
20. Rice, 1,197
21. UCF, 1,203
22. Texas, 1,204
23. Oregon, 1,206
24. Miami (OH), 1,207
25. (tie) Auburn and New Mexico, 1,208
27. Miami (FL), 1,213
28. Nevada, 1,220
29. Wisconsin, 1,221
30. Arkansas, 1,228

1991

At Pebble Beach, California - Poppy Hills Golf Course

1. Oklahoma St., 1,161
2. North Carolina, 1,168
3. Arizona St., 1,175
4. Wake Forest, 1,180
5. BYU, 1,185
6. Georgia Tech, 1,188
7. Southern California, 1,190
8. UNLV, 1,191
9. (tie) Arkansas, Texas and UTEP, 1,192
12. UCF, 1,195
13. Clemson, 1,196
14. NC State, 1,197
15. (tie) New Mexico, South Carolina and Stanford, 1,200
18. (tie) Arizona and Northwestern, 1,201
20. Florida, 1,206
21. Oklahoma, 1,207
22. Georgia, 1,210
23. SMU, 1,212
24. (tie) Ohio St. and UCLA, 1,215
26. TCU, 1,216
27. Rice, 1,218
28. Miami (OH), 1,225
29. Mississippi St., 1,227
30. LSU, 1,228

1992

At Albuquerque, New Mexico - Championship Golf Course at University of New Mexico

1. Arizona, 1,129
2. Arizona St., 1,136
3. Oklahoma St., 1,144
4. UNLV, 1,150
5. Georgia Tech, 1,151
6. Texas, 1,152
7. Florida, 1,155
8. Arkansas, 1,156
9. Stanford, 1,158
10. New Mexico, 1,161
11. Alabama, 1,163
12. Clemson, 1,166
13. Houston, 1,168
14. Oklahoma, 1,171
15. UCF, 1,184

Eliminated after 36 holes

Fresno St., 586
TCU, 586
Virginia, 586
Wisconsin, 586
BYU, 587
San Jose St., 587
LSU, 588
North Carolina, 590
Wake Forest, 591
ETSU, 592
Kent St., 592
Ohio St., 594

South Carolina, 595
UC Irvine, 606
Rice, 619

1993

At Lexington, Kentucky - Champions Golf Course

1. Florida, 1,145
2. Georgia Tech, 1,146
3. North Carolina, 1,147
4. Clemson, 1,153
5. Texas, 1,156
6. Arizona St., 1,162
7. Arkansas, 1,169
8. UNLV, 1,176
9. Oklahoma, 1,177
10. Duke, 1,179
11. Wake Forest, 1,184
12. Oklahoma St., 1,188
13. Augusta, 1,189
14. Louisiana, 1,190
15. Kansas, 1,200

Eliminated after 36 holes

Arizona, 595
Auburn, 597
LSU, 597
UCLA, 597
Minnesota, 598
Ohio St., 598
Fresno St., 599
NC State, 599
New Mexico, 601
BYU, 605
New Mexico St., 613
Kent St., 616
Michigan St., 616
Alabama, 620
Pepperdine, 621

1994

At McKinney, Texas - Stonebridge Country Club

1. Stanford, 1,129
2. Texas, 1,133
3. Florida, 1,136
4. Arkansas, 1,138
5. Oklahoma St., 1,140
6. Georgia Tech, 1,145
7. (tie) Auburn and UNLV, 1,149
9. (tie) Arizona St. and Clemson, 1,151
11. North Carolina, 1,154
12. ETSU, 1,158
13. Kent St., 1,160
14. Arizona, 1,165
15. Wake Forest, 1,167

Eliminated after 36 holes

Florida St., 582
Fresno St., 585
SMU, 585
Houston, 589
Virginia Tech, 589
UC Santa Barbara, 590

LSU, 591
New Mexico, 592
Colorado, 593
Oregon St., 594
San Jose St., 595
TCU, 596
Miami (OH), 598
Oklahoma, 598
Augusta, 602

1995

At Columbus, Ohio - Ohio St. University Golf Club

1. *Oklahoma St., 1,156
2. Stanford, 1,156
3. Texas, 1,157
4. Arizona St., 1,164
5. Southern California, 1,165
6. California, 1,166
7. Florida St., 1,168
8. (tie) NC State and Ohio St., 1,170
10. Arizona, 1,171
11. Tulsa, 1,176
12. New Mexico, 1,182
13. Florida, 1,184
14. Houston, 1,186
15. UNLV, 1,187

Eliminated after 36 holes

Auburn, 592
Kansas, 592
Tennessee, 592
North Carolina, 593
Clemson, 594
TCU, 595
Oklahoma, 596
Wake Forest, 596
Augusta, 598
ETSU, 599
Iowa, 600
Kent St., 603
New Mexico St., 605
Georgia Tech, 606
UTEP, 608

*Won sudden-death playoff

1996

At Chattanooga, Tennessee - Honors Course

1. Arizona St., 1,186
2. UNLV, 1,189
3. ETSU, 1,204
4. Stanford, 1,205
5. Arizona, 1,207
6. (tie) Florida and New Mexico, 1,212
8. Oklahoma St., 1,215
9. Southern California, 1,216
10. San Jose St., 1,220
11. Arkansas, 1,221
12. SMU, 1,222
13. Texas, 1,224
14. Clemson, 1,227

15. Kansas, 1,248

Eliminated after 36 holes

North Carolina, 608
NC State, 610
Pacific, 612
TCU, 612
Wake Forest, 612
Texas A&M, 614
South Carolina, 616
Tennessee, 617
Pepperdine, 618
Miami (OH), 622
Oklahoma, 622
Florida St., 623
Alabama, 627
Penn St., 630
Indiana, 636

1997

At Lake Forest, Illinois - Conway Farms Golf Club

1. Pepperdine, 1,148
2. Wake Forest, 1,151
3. Clemson, 1,153
4. Ohio St., 1,154
5. (tie) Arizona St. and Oklahoma St., 1,156
7. (tie) Northwestern and TCU, 1,158
9. Houston, 1,160
10. North Carolina, 1,167
11. New Mexico, 1,169
12. ETSU, 1,170
13. Texas A&M, 1,172
14. Southern California, 1,173
15. Florida, 1,175

Eliminated after 36 holes

Arkansas, 589
Auburn, 589
LSU, 590
San Jose St., 590
Texas, 591
South Carolina, 592
UNLV, 593
Drake, 594
Virginia, 594
Michigan, 597
Arizona, 598
UCLA, 598
Tennessee, 599
Duke, 605
Washington, 617

1998

At Albuquerque, New Mexico - Championship Golf Course at University of New Mexico

1. UNLV, 1,118
2. Clemson, 1,121
3. Georgia Tech, 1,122
4. Oklahoma St., 1,127
5. Arizona St., 1,130
6. Ohio St., 1,135
7. Minnesota, 1,137

8. (tie) Houston and UCLA, 1,142
10. Auburn, 1,145
11. South Carolina, 1,146
12. TCU, 1,148
13. Miami (OH), 1,151
14. Florida, 1,154
15. California, 1,155

Eliminated after 36 holes

New Mexico, 574
Georgia, 575
NC State, 576
Northwestern, 577
Nebraska, 578
ETSU, 579
Fresno St., 580
Southeastern La., 582
Kent St., 583
North Carolina, 585
UC Santa Barbara, 589
Augusta, 590
Oregon, 590
Oklahoma, 592
Arizona, 593

1999

At Minneapolis, Minnesota - Hazeltine National Golf Club

1. Georgia, 1,180
2. Oklahoma St., 1,183
3. Northwestern, 1,188
4. Washington, 1,189
5. Arizona St., 1,192
6. UNLV, 1,195
7. BYU, 1,196
8. (tie) Clemson and Houston, 1,199
10. North Carolina, 1,201
11. Minnesota, 1,208
12. Florida, 1,216
13. ETSU, 1,217
14. Nebraska, 1,218
15. Illinois, 1,219

Eliminated after 36 holes

California, 613
Toledo, 613
Duke, 614
Oregon, 614
Arizona, 615
South Carolina, 615
Kansas, 616
Colorado, 617
Arkansas, 618
Colorado St., 618
Ole Miss, 618
Augusta, 625
Georgia Tech, 626
San Diego St., 628
Richmond, 642

2000

At Opelika, Alabama - Grand National

1. *Oklahoma St., 1,116

- Georgia Tech, 1,116
- Arizona, 1,118
- Houston, 1,122
- Texas, 1,125
- UNLV, 1,131
- Clemson, 1,133
- Northwestern, 1,139
- Kent St., 1,141
- North Carolina, 1,143
- TCU, 1,146
- Minnesota, 1,149
- Fresno St., 1,154
- Auburn, 1,161
- Wake Forest, 1,169

Eliminated after 36 holes

- Georgia, 582
- California, 583
- ETSU, 583
- Mississippi St., 584
- New Mexico, 584
- Kansas, 585
- Georgia St., 587
- Oklahoma, 588
- Pepperdine, 588
- Arizona St., 589
- Virginia, 589
- North Florida, 590
- BYU, 593
- Southern California, 599
- Washington, 613

*Won sudden-death playoff

2001

At Durham, North Carolina - Duke Golf Club

- Florida, 1,126
- Clemson, 1,144
- Arizona, 1,145
- Georgia Tech, 1,148
- Georgia, 1,152
- Arizona St., 1,162
- Augusta, 1,164
- Virginia Tech, 1,165
- ETSU, 1,167
- Wake Forest, 1,168
- Pacific, 1,177
- (tie) UAB, Oklahoma and Oregon St., 1,179
- SMU, 1,190

Eliminated after 36 holes

- Col. of Charleston, 590
- UCLA, 591
- Ole Miss, 592
- Toledo, 592
- Houston, 593
- Minnesota, 593
- South Carolina, 593
- Stanford, 593
- Ga. Southern, 594
- Oklahoma St., 594
- Washington, 598
- NC State, 599
- Purdue, 602

- UC Irvine, 612
- Kent St., 620

2002

At Columbus, Ohio - Ohio St. University Golf Club

- Minnesota, 1,134
- Georgia Tech, 1,138
- (tie) Clemson and Texas, 1,142
- Augusta, 1,143
- NC State, 1,144
- Purdue, 1,145
- Pepperdine, 1,146
- (tie) Arizona and Tulsa, 1,150
- (tie) Florida, TCU and Washington, 1,152
- (tie) Colorado and Toledo, 1,153
- Oklahoma St., 1,154
- North Carolina, 1,155
- Illinois, 1,158
- Baylor, 1,160
- Virginia Tech, 1,161
- (tie) Fresno St. and Georgia, 1,162
- UNLV, 1,167
- (tie) Pacific and Texas Tech, 1,169
- New Mexico, 1,170
- UAB, 1,176
- (tie) Auburn and Ga. Southern, 1,182
- VCU, 1,191

2003

At Stillwater, Oklahoma - Karsten Creek Golf Club

- Clemson, 1,191
- Oklahoma St., 1,193
- UCLA, 1,197
- (tie) Florida and Wake Forest, 1,198
- Arizona St., 1,202
- Augusta, 1,213
- Auburn, 1,215
- (tie) North Carolina and Texas, 1,216
- (tie) Georgia Tech and Washington, 1,218
- UNLV, 1,220
- Southern California, 1,221
- NC State, 1,224
- Georgia, 1,226
- Arizona, 1,229
- Wichita St., 1,232

Eliminated after 54 holes

- Duke, 920
- Minnesota, 920
- Illinois, 921
- Oregon, 924
- Tennessee, 925
- New Mexico, 928
- Vanderbilt, 930
- Kentucky, 942

- Arkansas, 947
- SMU, 953
- South Carolina, 955
- San Diego St., 965

2004

At Hot Springs, Virginia - The Homestead

- California, 1,134
- UCLA, 1,140
- Arizona, 1,148
- Texas, 1,149
- Georgia Tech, 1,151
- (tie) Florida and Washington, 1,152
- Kentucky, 1,155
- BYU, 1,156
- Pepperdine, 1,160
- (tie) Georgia and Georgia St., 1,161
- Oklahoma St., 1,164
- Texas A&M, 1,167
- Penn St., 1,170

Eliminated after 54 holes

- Purdue, 871
- Southern California, 871
- Clemson, 872
- New Mexico, 876
- TCU, 877
- Arizona St., 879
- Auburn, 879
- Oklahoma, 879
- Kent St., 881
- Toledo, 884
- SMU, 887
- Wichita St., 887
- Vanderbilt, 891
- North Carolina, 892
- Rhode Island, 912

2005

At Baltimore, Maryland - Caves Valley Golf Club

- Georgia, 1,135
- Georgia Tech, 1,146
- Washington, 1,153
- BYU, 1,154
- New Mexico, 1,158
- Southern California, 1,159
- Kentucky, 1,161
- (tie) Duke and UNLV, 1,162
- Augusta, 1,164
- (tie) Arizona St. and Tennessee, 1,170
- (tie) Ga. Southern and Georgia St., 1,173
- Oklahoma St., 1,178

Eliminated after 54 holes

- Wake Forest, 884
- Arizona, 885
- Florida, 888
- Stanford, 888
- Coastal Carolina, 890
- Missouri, 890

- SMU, 892
- Purdue, 893
- San Diego St., 893
- Texas, 893
- Arkansas, 894
- Texas A&M, 894
- Alabama, 897
- Tulsa, 899
- UCLA, 904

2006

At Sunriver, Oregon - Crosswater Club

- Oklahoma St., 1,143
- Florida, 1,146
- (tie) Minnesota and Wake Forest, 1,147
- Kentucky, 1,153
- Georgia, 1,156
- (tie) Clemson and UCLA, 1,157
- (tie) Lamar University and Washington, 1,158
- Arizona St., 1,159
- Duke, 1,162
- Arizona, 1,168
- Texas A&M, 1,169
- BYU, 1,172

Eliminated after 54 holes

- Coastal Carolina, 874
- North Carolina, 876
- NC State, 877
- Auburn, 880
- UNLV, 880
- ETSU, 885
- Charlotte, 886
- Pepperdine, 886
- South Carolina, 886
- Northwestern, 889
- Georgia Tech, 891
- Texas Tech, 892
- Nevada, 897
- Oklahoma, 903
- LMU (CA), 915

2007

At Williamsburg, Virginia - Golden Horseshoe Golf Club

- Stanford, 1,109
- Georgia, 1,121
- (tie) Charlotte and Lamar University, 1,125
- Coastal Carolina, 1,128
- Alabama, 1,129
- UCLA, 1,130
- Georgia Tech, 1,131
- (tie) Florida and Minnesota, 1,133
- (tie) South Carolina and Texas, 1,136
- (tie) Duke and Florida St., 1,140
- Oklahoma St., 1,142

Eliminated after 54 holes

- Tennessee, 851

Georgia St., 852
Arizona St., 854
ETSU, 854
Southern California, 854
North Carolina, 855
Vanderbilt, 855
Michigan St., 857
Arizona, 858
Tulsa, 859
Wake Forest, 865
Louisville, 868
Texas Tech, 869

New Mexico, 872
Auburn, 873

2008

At West Lafayette, Indiana - Birck Boilermaker Golf Club

1. UCLA, 1,194
2. Stanford, 1,195
3. Southern California, 1,196
4. Oklahoma St., 1,200
5. Clemson, 1,201
6. Kent St., 1,204

7. Washington, 1,208
 8. (tie) Charlotte and Georgia, 1,210
 10. Louisville, 1,213
 11. Florida, 1,214
 12. Texas A&M, 1,216
 13. Alabama, 1,218
 14. San Diego St., 1,222
 15. Middle Tenn., 1,225
- Eliminated after 54 holes**
16. Auburn, 914
 17. (tie) Arizona St. and Illinois, 916

19. Texas, 917
20. UC Irvine 919
21. Indiana, 920
22. (tie) UAB, ETSU and Wake Forest, 923
25. Penn St., 926
26. Virginia, 931
27. (tie) Mississippi St. and Oregon, 935
29. Augusta, 936
30. St. Mary's (CA), 949

STROKE AND MATCH PLAY

2009

At Toledo, Ohio - Inverness Club

Three-Round Totals

1. Oklahoma St., 849
2. Arizona St., 862
3. (tie) Arkansas, Southern California and Washington, 865
6. Michigan, 868
7. (tie) Georgia and Texas A&M, 869
9. TCU, 873
10. (tie) UCF and Georgia Tech, 874
12. Tennessee, 875
13. San Diego, 877
14. Duke, 878
15. Alabama, 879
16. South Carolina, 885
17. Iowa, 887
18. Chattanooga, 888
19. Florida, 889
20. Stanford, 891
21. Illinois, 892
22. Oregon, 897
23. (tie) Texas Tech and UCLA, 900
25. Ohio St., 901
26. Texas, 903
27. (tie) Virginia and Wake Forest, 904
29. Northwestern, 908
30. Arizona, 909

Quarterfinals

Georgia def. Oklahoma St., 3-2
Arkansas def. Washington, 3-2
Texas A&M def. Arizona St., 3.5-1.5
Michigan def. Southern California, 3-2

Semifinals

Arkansas def. Georgia, 3.5-1.5
Texas A&M def. Michigan, 3.5-1.5

Championship

Texas A&M def. Arkansas, 3-2

2010

At Chattanooga, Tennessee - Honors Course

Three-Round Totals

1. Oklahoma St., 850
2. Florida St., 854
3. Georgia Tech, 858
4. Washington, 860
5. Oregon, 861
6. Augusta, 863
7. Texas Tech, 867
8. (tie) *Stanford, Arizona St. and San Diego, 868
11. (tie) Florida and Virginia, 869
13. Texas A&M, 871
14. North Florida, 872
15. Southern California, 874
16. (tie) Clemson, Oregon St. and UCLA, 875
19. Illinois, 876
20. Kent St., 877
21. (tie) UNLV and Texas, 879
23. California, 880
24. LSU, 883
25. (tie) Baylor and Tennessee, 884
27. (tie) Duke and TCU, 889
29. Penn St., 898
30. Ga. Southern, 905

Quarterfinals

Oklahoma St. def. Stanford, 4-1
Oregon def. Washington, 3-2
Florida St. def. Texas Tech, 4-1
Augusta def. Georgia Tech, 3-2

Semifinals

Oklahoma St. def. Oregon, 3.5-1.5
Augusta def. Florida St., 4-1

Championship

Augusta def. Oklahoma St., 3.5-1.5

**Won playoff to advance to match play.*

2011

At Stillwater, Oklahoma - Karsten Creek Golf Club

Three-Round Totals

1. UCLA, 872
2. Georgia Tech, 875
3. (tie) Oklahoma St. and Illinois, 879
5. Georgia, 884
6. Ohio St., 887
7. Augusta, 888
8. Duke, 889
9. Texas A&M, 890

10. (tie) Iowa and Michigan, 892
12. (tie) Southern California and Texas, 895
14. Alabama, 896
15. Arkansas, 897
16. (tie) San Diego and San Diego St., 898
18. Arizona St., 899
19. (tie) California and Kent St., 902
21. LSU, 905
22. Northwestern, 906
23. Florida, 908
24. Tennessee, 910
25. Pepperdine, 919
26. Kennesaw St., 921
27. NC State, 922
28. Oklahoma, 930
29. Arizona, 933
30. Colorado St., 937

Quarterfinals

Duke def. UCLA, 3-1
Georgia def. Illinois, 3-1
Augusta def. Georgia Tech, 3-2
Oklahoma St. def. Ohio St., 3-1

Semifinals

Georgia def. Duke, 3-2
Augusta def. Oklahoma St., 3-2

Championship

Augusta def. Georgia, 3-2

2012

At Pacific Palisades, California - Riviera Country Club

Three-Round Totals

1. Alabama, 859
2. UCLA, 861
3. Texas, 869
4. (tie) California and San Diego St., 871
6. Washington, 872
7. Oregon, 873
8. (tie) *Kent St. and Florida St., 875
10. Liberty, 876
11. Oklahoma, 877
12. (tie) Florida and North Florida, 878
14. Texas A&M, 879
15. (tie) Auburn and Southern California, 880
17. Georgia, 881
18. Chattanooga, 884
19. (tie) UCF and Stanford, 885

21. Illinois, 887
22. (tie) Iowa and Virginia, 888
24. Virginia Tech, 890
25. Lamar University, 892
26. East Carolina, 895
27. TCU, 897
28. Memphis, 901
29. UAB, 902
30. Tulsa, 918

Quarterfinals

- Alabama def. Kent St., 3-1
- California def. San Diego St., 3-2
- Oregon def. UCLA, 3-2
- Texas def. Washington, 5-0

Semifinals

- Alabama def. California, 3-2
- Texas def. Oregon, 3-2

Championship

- Texas def. Alabama, 3-2

**Won playoff to advance to match play.*

2013

At Alpharetta, Georgia - Capitol City Club

Three-Round Totals

1. California, 824
2. Georgia Tech, 830
3. (tie) Alabama and Texas, 833
5. Illinois, 835
6. (tie) *New Mexico, *UNLV, *Arizona St. and Texas A&M, 842
10. Arkansas, 843
11. (tie) Florida St. and Oklahoma, 845
13. Auburn, 846
14. (tie) Oklahoma St. and Texas Tech, 847
16. (tie) UCF and Washington, 848
18. North Florida, 849
19. (tie) Georgia, Tennessee and TCU, 850
22. Coastal Carolina, 851
23. (tie) LSU and Southern California, 854
25. Florida, 857
26. UCLA, 858
27. (tie) Kent St. and South Carolina, 868
29. St. Mary's (CA), 869
30. Ball St., 872

Quarterfinals

- California def. Arizona St., 3-2
- Illinois def. Texas, 3-2
- Georgia Tech def. UNLV, 3-2
- Alabama def. New Mexico, 4-1

Semifinals

- Illinois def. California, 3-2
- Alabama def. Georgia Tech, 3-2

Championship

- Alabama def. Illinois, 4-1

**Won playoff to advance to match play.*

2014

At Hutchinson, Kansas - Prairie Dunes Country Club

Three-Round Totals

1. Stanford, 827
2. (tie) Alabama and LSU, 836
4. Oklahoma St., 840

5. Georgia Tech, 841
6. UCLA, 844
7. (tie) SMU and Illinois, 845
9. South Carolina, 846
10. Houston, 848
11. (tie) California and Georgia, 850
13. Texas, 851
14. Oregon, 852
15. Washington, 853
16. (tie) Vanderbilt and Oklahoma, 854
18. (tie) Kentucky and Arkansas, 857
20. Missouri, 859
21. UAB, 862
22. Georgia St., 863
23. Auburn, 866
24. Florida St., 870
25. Iowa St., 871
26. Kennesaw St., 872
27. Purdue, 873
28. Virginia Tech, 876
29. Texas A&M, 881
30. Southern California, 889

Quarterfinals

- Alabama def. SMU, 3-2
- LSU def. UCLA, 4-1
- Stanford def. Illinois, 3-2
- Oklahoma St. def. Georgia Tech, 4-0-1

Semifinals

- Alabama def. LSU, 4-1
- Oklahoma St. def. Stanford, 3-2

Championship

- Alabama def. Oklahoma St., 4-1

2015

At Bradenton, Florida - The Concession Golf Club

Three-Round Totals

1. Georgia, 867
2. Southern California, 870
3. LSU, 871
4. Vanderbilt, 872
5. Illinois, 873
6. Texas, 874
7. South Fla., 877
8. (tie) UCLA and Georgia Tech, 878
10. TCU, 880
11. Florida St., 883
12. (tie) San Diego St., Auburn, and South Carolina, 887
15. (tie) SMU and Washington, 890
17. Texas Tech, 891
18. Virginia, 893
19. (tie) Oklahoma St. and UAB, 896
21. Stanford, 899
22. Charlotte, 901
23. Oregon, 902
24. (tie) Arizona St. and Duke, 903
26. (tie) UNLV and Houston, 906
28. (tie) Florida and Oklahoma, 910
30. Clemson, 915

Four-Round Totals

1. Illinois, 1155
2. Vanderbilt, 1157

3. (tie) Texas and Georgia, 1158
5. Southern California, 1161
6. South Fla., 1168
7. LSU, 1169
8. UCLA, 1172
9. Georgia Tech, 1175
10. TCU, 1179
11. Florida St., 1181
12. Auburn, 1183
13. South Carolina, 1187
14. SMU, 1192
15. San Diego St., 1193

Quarterfinals

- LSU def. Vanderbilt, 3-1-1
- Georgia def. South Fla. 3-1
- Illinois def. UCLA 3-2
- Southern California def. Texas 3-0-2

Semifinals

- LSU def. Georgia 3-1-1
- Southern California def. Illinois 3-1-1

Championship

- LSU def. Southern California 4-1-0

2016

At Eugene, Oregon - Eugene Country Club

Three-Round Totals

1. Vanderbilt, 845
2. Texas, 847
3. Southern California, 850
4. LSU, 851
5. Oregon, 852
6. Arkansas, 855
7. Arizona St., 857
8. California, 858
9. (tie) Oklahoma St. and Illinois, 859
11. Kentucky, 863
12. South Carolina, 865
13. Florida, 866
14. (tie) Louisville, Oklahoma, TCU, Georgia, and Clemson, 867
19. (tie) Houston, Florida St., and Auburn 868
22. Virginia, 869
23. (tie) Wake Forest and Alabama, 871
25. San Diego St., 872
26. South Fla., 876
27. Baylor, 880
28. Stanford, 884
29. Purdue, 898
30. UAB, 902

Four-Round Totals

1. Texas, 1134
2. Illinois, 1135
3. LSU, 1136
4. (tie) Southern California and Vanderbilt, 1137
6. Oregon, 1139
7. South Carolina, 1142
8. Oklahoma, 1144
9. Arizona St., 1148
10. (tie) Oklahoma St. and California, 1150
12. Arkansas, 1153
13. Kentucky, 1157

14. Louisville, 1158
15. Florida, 1163

Quarterfinals

- Illinois def. South Carolina, 4-1
 Oregon def. LSU 3-1-1
 Texas def. Oklahoma 4-1
 Southern California def. Vanderbilt 4-1

Semifinals

- Oregon def. Illinois 3-2
 Texas def. Southern California 4-1

Championship

- Oregon def. Texas 3-2

2017

At Sugar Grove, Illinois. - Rich Harvest Farms

Three-Round Totals

1. Vanderbilt, 846
2. (tie) Oklahoma, UNLV, and Southern California, 847
5. Illinois, 850
6. Oklahoma St., 852
7. (tie) Baylor and Virginia, 855
9. Auburn, 856
10. LSU, 858
11. Texas, 859
12. Florida St., 860
13. Oregon, 865
14. Pepperdine, 869
15. UCF, 871
16. Arizona St., 872
17. Alabama, 873
18. (tie) Iowa St. and North Carolina, 875
20. Stanford, 879
21. Kent St., 881
22. (tie) Duke and Ole Miss, 888
24. (tie) Penn St. and Lipscomb, 891
26. (tie) Jacksonville and New Mexico, 892
28. Purdue, 902
29. Kennesaw St., 904
30. Clemson, 905

Four-Round Totals

1. Vanderbilt, 1139
2. Oklahoma, 1151
3. Illinois, 1154
4. Oklahoma St., 1155
5. (tie) Southern California and Oregon, 1158
7. (tie) Baylor and UNLV, 1159
9. LSU, 1161
10. Virginia, 1162
11. Auburn, 1164
12. Texas, 1166
13. Pepperdine, 1180
14. (tie) Florida St. and UCF, 1181

Quarterfinals

- Oklahoma def. Baylor 3-2
 Illinois def. Southern California 3-1-1
 Vanderbilt def. UNLV 3-2
 Oregon def. Oklahoma St. 3-2

Semifinals

- Oklahoma def. Illinois 3-1-1
 Oregon def. Vanderbilt 3-2

Championship

- Oklahoma def. Oregon 3-1-1

2018

At Sillwater, Oklahoma - Karsten Creek Golf Club

Three-Round Totals

1. Duke, 854
2. Oklahoma St., 857
3. Texas Tech, 861
4. Vanderbilt, 866
5. Oklahoma, 868
6. Auburn, 870
7. Texas A&M, 871
8. Kent St., 872
9. Alabama, 874
10. Texas, 875
11. Arkansas, 876
12. Clemson, 878
13. Arizona St., 880
14. Illinois, 881
15. North Carolina, 882
16. (tie) Northwestern and Stanford, 884
18. Florida, 886
19. (tie) Iowa St. and UNLV, 891
21. (tie) Kentucky and UCLA, 892
23. Kansas, 894
24. (tie) NC State, UCF, and BYU, 897
27. Oregon, 899
28. North Florida, 902
29. Augusta, 904
30. Baylor, 910

Four-Round Totals

1. Oklahoma St., 1152
2. Duke, 1160
3. Texas Tech, 1161
4. Oklahoma, 1163
5. Auburn, 1167
6. (tie) Alabama and Texas, 1168
8. Texas A&M, 1169
9. Vanderbilt, 1170
10. Kent St., 1171
11. Illinois, 1176
12. Arkansas, 1179
13. (tie) Arizona St. and Clemson, 1182
15. North Carolina, 1187

Quarterfinals

- Duke def. Texas, 3-2-0
 Alabama def. Texas Tech, 3-2-0
 Oklahoma St. def. Texas A&M, 3-1-1
 Auburn def. Oklahoma, 3-2-0

Semifinals

- Alabama def. Duke, 5-0-0
 Oklahoma St. def. Auburn 3-2-0

Championship

- Oklahoma St. def. Alabama, 5-0-0

2019

At Fayetteville, Arkansas - The Blessings Golf Club

Three-Round Totals

1. Oklahoma St., 852
2. (tie) Texas and Stanford, 877

4. Oklahoma, 880
5. Wake Forest, 881
6. Vanderbilt, 882
7. Texas A&M, 884
8. Clemson, 892
9. SMU, 893
10. TCU, 894
11. Ohio St., 895
12. Pepperdine, 896
13. Auburn, 898
14. California, 899
15. Southern California, 900
16. Arizona St., 901
17. South Carolina, 902
18. Georgia Tech, 903
19. North Carolina, 904
20. Liberty, 906
21. UNLV, 906
22. North Florida, 907
23. LSU, 907
24. Georgia, 911
25. Duke, 912
26. Ga. Southern, 913
27. (tie) Baylor and Illinois, 915
29. Louisville, 932
30. BYU, 938

Four-Round Totals

1. Oklahoma St., 1136
2. Vanderbilt, 1167
3. Wake Forest, 1172
4. Texas, 1180
5. Oklahoma, 1180
6. Stanford, 1189
7. Texas A&M, 1192
8. (tie) SMU and Clemson, 1196
10. California, 1197
11. Pepperdine, 1199
12. Auburn, 1200
13. Ohio St., 1201
14. Southern California, 1202
15. TCU, 1205

Quarterfinals

- Vanderbilt def. Texas A&M, 3-2-0
 Stanford def. Wake Forest, 3-2-0
 Oklahoma St. def. SMU, 4-1-0
 Texas def. Oklahoma, 3-2-0

Semifinals

- Texas def. Oklahoma St., 3-2-0
 Stanford def. Vanderbilt, 3-2-0

Championship

- Stanford def. Texas, 3-2-0

2020

Championship Canceled - COVID-19

2021

At Scottsdale, Arizona - Grayhawk Golf Club

Three-Round Totals

1. Oklahoma St., 828
2. Oklahoma, 841
3. Arizona St., 842
4. Illinois, 844

5. Florida St., 849
6. (tie) Vanderbilt, Wake Forest, and North Carolina, 853
9. Pepperdine, 854
10. Clemson, 856
11. Sam Houston, 858
12. Louisville, 864
13. (tie) Arkansas and Texas Tech, 868
15. (tie) Georgia Tech and TCU 872
17. (tie) Tennessee, SMU, and Georgia, 873
20. NC State, 876
21. Liberty, 879
22. Florida, 880
23. Oregon St., 882
24. UAB, 885
25. (tie) Texas and San Diego St., 886
27. San Diego, 887
28. ETSU, 893
29. San Francisco, 896
30. Little Rock, 905

Four-Round Totals

1. Arizona St., 1117
2. Oklahoma St., 1120
3. Pepperdine, 1125
4. Oklahoma, 1130
5. Illinois, 1134
6. Florida St., 1136
7. Vanderbilt, 1144
8. North Carolina, 1145
9. (tie) Louisville and Sam Houston, 1152
11. (tie) Arkansas and Texas Tech, 1153
13. (tie) Clemson and Wake Forest, 1156
15. Georgia Tech, 1169

Quarterfinals

- Arizona St. def. North Carolina, 3-1-1
 Oklahoma St. def. Vanderbilt, 4-1-0
 Pepperdine def. Florida St., 3-1-1
 Oklahoma def. Illinois, 3-2-0

Semifinals

- Pepperdine def. Oklahoma St., 3-0-2
 Oklahoma def. Arizona St., 3-2-0

Championship

- Pepperdine def. Oklahoma, 3-2-0

2022

At Scottsdale, Arizona - Grayhawk Golf Club

Three-Round Totals

1. Oklahoma, 839
2. Oklahoma St., 843
3. Vanderbilt, 845
4. North Carolina, 849
5. Pepperdine, 853
6. Arizona St., 859
7. Texas, 860
8. Arkansas, 866
9. (tie) Auburn and Texas Tech, 869
11. Florida, 871
12. Georgia, 872
13. Oregon, 876
14. (tie) Ole Miss and Georgia Tech, 877
16. Texas A&M, 879
17. Kansas, 880

18. Stanford, 882
19. (tie) Arizona and Wake Forest, 883
21. (tie) Florida St. and BYU, 887
23. Ohio St., 893
24. North Florida, 895
25. Ga. Southern, 897
26. Liberty, 898
27. Utah, 904
28. South Fla., 907
29. ETSU, 911
30. Col. of Charleston, 913

Four-Round Totals

1. (tie) Vanderbilt, Oklahoma, and North Carolina, 1134
4. Texas, 1137
5. Oklahoma St., 1141
6. Pepperdine, 1146
7. Arizona St., 1148
8. Texas Tech, 1153
9. Arkansas, 1159
10. (tie) Auburn and Florida, 1160
12. (tie) Georgia and Georgia Tech, 1171
14. Ole Miss, 1177
15. Oregon, 1182

Quarterfinals

- Arizona St. def. Oklahoma, 3-2-0
 Pepperdine def. North Carolina, 3-2-0
 Vanderbilt def. Texas Tech, 3-2-0
 Texas def. Oklahoma St., 3-2-0

Semifinals

- Arizona St. def. Pepperdine, 4-1-0
 Texas def. Vanderbilt, 3-1-1

Championship

- Texas def. Arizona St., 3-2-0

2023

At Scottsdale, Arizona - Grayhawk Golf Club

Three-Round Totals

1. Illinois, 834
2. Pepperdine, 837
3. Florida, 839
4. North Carolina, 841
5. Georgia Tech, 842
6. Stanford, 850
7. Arizona St., 851
8. (tie) Florida St. and Vanderbilt, 853
10. Virginia, 854
11. Auburn, 856
12. Texas A&M, 857
13. Alabama, 861
14. Georgia, 864
15. (tie) Ohio St. and Texas Tech, 866
17. Oklahoma, 867
18. Arkansas, 870
19. Texas, 872
20. San Francisco, 873
21. Colorado, 874
22. Duke, 878
23. (tie) Chattanooga and BYU, 879
25. (tie) New Mexico and Mississippi St., 880
27. Oregon, 882
28. Colorado St., 885

29. ETSU, 886
30. Baylor, 893

Four-Round Totals

1. North Carolina, 1114
2. (tie) Florida and Illinois, 1118
4. Pepperdine, 1120
5. (tie) Georgia Tech and Florida St., 1126
7. Virginia, 1131
8. (tie) Arizona St. and Stanford, 1132
10. Auburn, 1138
11. (tie) Vanderbilt and Alabama, 1141
13. Texas A&M, 1144
14. Georgia, 1149
15. Ohio St., 1160

Quarterfinals

- North Carolina def. Arizona St., 3-1-0
 Florida def. Virginia, 3-2-0
 Florida St. def. Illinois, 3-2-0
 Georgia Tech def. Pepperdine, 3-2-0

Semifinals

- Georgia Tech def. North Carolina, 3-2-0
 Florida def. Florida St., 3-2-0

Championship

- Florida def. Georgia Tech, 3-1-0

REGIONAL TEAM RESULTS

1989

CENTRAL REGIONAL

At McKinney, Texas - Stonebridge Country Club, May 25-27

1. (tie) Oklahoma St. and Oklahoma, 880
3. Colorado, 902
4. (tie) Houston and Illinois, 904
6. (tie) Arkansas, Kansas, and Texas, 907
9. (tie) Louisiana, Miami (OH), and Tulsa, 910
12. Kent St., 911
13. Northwestern, 917
14. Ohio St., 918
15. SMU, 923
16. Missouri, 926
17. Texas A&M, 934
18. Houston Christian, 936

EAST REGIONAL

At Myrtle Beach, South Carolina - Long Bay Club, May 25-27

1. Florida, 872
2. Georgia Tech, 878
3. North Carolina, 881
4. Clemson, 886
5. (tie) Auburn and Georgia, 894
7. Florida St., 895
8. LSU, 897
9. South Carolina, 899
10. ETSU, 905
11. NC State, 906
12. UCF, 910
13. Wake Forest, 911
14. Ga. Southern, 916
15. Temple, 917
16. Central Conn. St., 928
17. St. John's (NY), 934
18. Hartford, 940
19. Army West Point, 963

WEST REGIONAL

At El Paso, Texas - El Paso Country Club, May 25-27

1. Arizona, 845
2. Arizona St., 852
3. Southern California, 857
4. Fresno St., 859
5. UNLV, 861
6. UTEP, 862
7. Nevada, 868
8. Washington, 869
9. UCLA, 871
10. BYU, 873
11. Oregon, 881
12. Stanford, 882
13. San Jose St., 885
14. New Mexico, 887
15. Utah, 902
16. Weber St., 904

1990

CENTRAL REGIONAL

At Columbus, Ohio - Ohio State University Scarlet Course, May 24-26

1. Oklahoma St., 878
2. Ohio St., 885
3. Miami (OH), 890
4. Kent St., 893
5. Louisiana, 897
6. Oklahoma, 900
7. Wisconsin, 903
8. Texas, 904
9. Rice, 912
10. Arkansas, 914
11. Illinois, 915
12. (tie) TCU and Tulsa, 916
14. Baylor, 918
15. Colorado, 919
16. (tie) Houston and Wright St., 920
18. (tie) Missouri and Texas A&M, 924
20. Kansas, 930
21. Wichita St., 939

EAST REGIONAL

At Savannah, Georgia - Savannah Sheraton Resort and Country Club, May 24-26

1. Auburn, 848
2. (tie) Florida St. and Georgia Tech, 851
4. Florida, 854
5. Miami (FL), 856
6. Georgia, 864
7. (tie) Clemson and NC State, 865
9. North Carolina, 866
10. Duke, 871
11. UCF, 875
12. Tennessee, 876
13. Wake Forest, 878
14. ETSU, 881
15. Virginia, 882
16. Mississippi St., 884
17. Hartford, 908
18. Temple, 919
19. Penn St., 920
20. Army West Point, 921
21. St. John's (NY), 927
22. Central Conn. St., 939
23. Maine, 953

WEST REGIONAL

At Las Cruces, New Mexico - New Mexico State University Golf Course, May 24-26

1. UNLV, 832
2. UTEP, 841
3. Arizona St., 842
4. Arizona, 843

5. (tie) Southern California and Fresno St., 858
7. Oregon, 859
8. (tie) New Mexico and Nevada, 862
10. (tie) Stanford and Pacific, 864
12. BYU, 868
13. San Diego St., 871
14. California, 873
15. Hawaii, 876
16. New Mexico St., 877
17. San Jose St., 887
18. UCLA, 890

1991

CENTRAL REGIONAL

At Bartlesville, Oklahoma - Hillcrest Country Club, May 23-25

1. Arkansas, 859
2. Oklahoma St., 863
3. Texas, 867
4. Ohio St., 875
5. TCU, 879
6. (tie) Miami (OH) and SMU, 880
8. Oklahoma, 881
9. Rice, 882
10. Northwestern, 884
11. Indiana, 885
12. Kent St., 888
13. Kansas, 890
14. Louisiana, 896
15. Tulsa, 897
16. Colorado, 900
17. Ball St., 903
18. Nebraska, 904
19. Iowa St., 910
20. (tie) Houston and Lamar University, 913

EAST REGIONAL

At New Haven, Connecticut - Yale Golf Course, May 23-25

1. Georgia Tech, 852
2. Georgia, 865
3. UCF, 874
4. (tie) LSU and Clemson, 875
6. (tie) Wake Forest and NC State, 877
8. North Carolina, 880
9. Florida, 881
10. Mississippi St., 887
11. South Carolina, 888
12. Alabama, 890
13. Virginia, 893
14. Auburn, 894
15. Penn St., 900
16. Yale, 902
17. Florida St., 903
18. Hartford, 909
19. East Carolina, 913
20. James Madison, 918

21. William & Mary, 921
22. Central Conn. St., 927
23. Army West Point, 935

WEST REGIONAL

At Albuquerque, New Mexico - University of New Mexico Championship Course, May 23-25

1. (tie) Arizona St. and Arizona, 868
3. (tie) Stanford, UCLA, and UNLV, 870
6. UTEP, 872
7. New Mexico, 877
8. (tie) BYU and Southern California, 879
10. San Jose St., 884
11. Washington, 885
12. Oregon, 888
13. Fresno St., 891
14. UC Santa Barbara, 900
15. Pacific, 902
16. Nevada, 903
17. Utah, 907
18. Hawaii, 912

1992

CENTRAL REGIONAL

At McKinney, Texas - Stonebridge Country Club, May 21-23

1. Texas, 856
2. Arkansas, 870
3. Oklahoma St., 878
4. Ohio St., 882
5. Houston, 888
6. Oklahoma, 892
7. Kent St., 895
8. Wisconsin, 896
9. Rice, 900
10. TCU, 901
11. (tie) Colorado, Iowa, and Texas Tech, 902
14. Tulsa, 904
15. (tie) Indiana and Kansas, 905
17. (tie) Iowa St., Michigan St., and Texas A&M, 907
20. Louisiana, 911
21. Missouri, 932

EAST REGIONAL

At Hamilton, New York - Seven Oaks Golf Course, May 21-23

1. Florida, 874
2. Alabama, 876
3. Georgia Tech, 878
4. Clemson, 879
5. (tie) ETSU and Wake Forest, 887
7. UCF, 889
8. LSU, 894
9. South Carolina, 895
10. (tie) North Carolina and Virginia, 896
12. NC State, 899
13. Auburn, 900
14. (tie) Duke and Georgia, 902
16. Army West Point, 918

17. Penn St., 919
18. Tennessee, 925
19. Temple, 933
20. Princeton, 936
21. Hartford, 946
22. Central Conn. St., 957

WEST REGIONAL

At Tucson, Arizona - Tucson National, May 21-23

1. Arizona, 838
2. Arizona St., 849
3. UNLV, 853
4. Fresno St., 855
5. (tie) San Jose St. and New Mexico, 856
7. Stanford, 862
8. (tie) UC Irvine and BYU, 871
10. (tie) San Diego St. and Southern California, 872
12. (tie) San Francisco and Pepperdine, 873
14. Pacific, 874
15. Utah, 879
16. Nevada, 880
17. Oregon, 881
18. Wyoming, 889

1993

CENTRAL REGIONAL

At Columbus, Ohio - Ohio State University Scarlet Course, May 19-21

1. Kent St., 870
2. Texas, 883
3. Oklahoma St., 885
4. Oklahoma, 886
5. Minnesota, 887
6. (tie) Arkansas, Louisiana, and Michigan St., 894
9. Ohio St., 895
10. Kansas, 897
11. Kentucky, 899
12. (tie) Texas A&M and Baylor, 901
14. SMU, 903
15. Houston, 908
16. TCU, 909
17. Marshall, 915
18. Colorado, 917
19. Iowa St., 924
20. Missouri St., 937
21. Kansas St., 943

EAST REGIONAL

At Charlottesville, Virginia - Birdwood Golf Course, May 19-21

1. Clemson, 849
2. North Carolina, 859
3. Augusta, 861
4. Florida, 864
5. Georgia Tech, 867
6. Auburn, 871
7. Alabama, 873
8. Duke, 875
9. (tie) LSU, NC State, and Wake Forest, 876

12. Virginia, 881
13. Tennessee, 883
14. South Carolina, 889
15. Georgia, 893
16. (tie) Florida St. and Penn St., 897
18. Hartford, 908
19. (tie) Army West Point and Temple, 918
21. Princeton, 924
22. UConn, 943

WEST REGIONAL

At Provo, Utah - Riverside Country Club, May 19-21

1. Arizona, 859
2. Arizona St., 866
3. BYU, 873
4. UNLV, 875
5. New Mexico St., 877
6. Fresno St., 878
7. Pepperdine, 879
8. New Mexico, 881
9. (tie) UCLA and Nevada, 882
11. Southern California, 883
12. California, 888
13. Weber St., 891
14. Oregon St., 892
15. Oregon, 893
16. San Jose St., 897
17. UTEP, 898
18. Pacific, 899

1994

CENTRAL REGIONAL

At Norman, Oklahoma - Oklahoma Golf and Country Club, May 19-21

1. Texas, 851
2. Colorado, 853
3. Oklahoma St., 855
4. Kent St., 858
5. Arkansas, 863
6. Oklahoma, 864
7. Houston, 866
8. SMU, 867
9. TCU, 869
10. (tie) Ohio St. and Miami (OH), 871
12. Texas A&M, 875
13. (tie) Minnesota and Tulsa, 876
15. Wisconsin, 877
16. Kansas, 882
17. Baylor, 886
18. Louisiana, 889
19. Nebraska, 894
20. Michigan St., 899
21. Wichita St., 907

EAST REGIONAL

At Auburn, Alabama - Grand National (Lake Course), May 19-21

1. Clemson, 868
2. Florida, 875
3. Georgia Tech, 876

- Wake Forest, 879
- ETSU, 887
- North Carolina, 891
- LSU, 893
- Virginia Tech, 894
- (tie) Auburn and Florida St., 899
- Augusta, 900
- South Alabama, 904
- Georgia, 912
- UCF, 913
- Alabama, 923
- Maryland, 928
- (tie) Penn St. and Temple, 930
- (tie) Hartford and Princeton, 939
- Rhode Island, 941
- William & Mary, 944
- Providence, 946

WEST REGIONAL

At Tucson, Arizona - Tuscon National, May 19-21

- UNLV, 849
- (tie) Arizona St. and Fresno St., 864
- Arizona, 866
- Stanford, 868
- UC Santa Barbara, 870
- San Jose St., 874
- Oregon St., 875
- New Mexico, 876
- Southern California, 879
- (tie) BYU and Pepperdine, 880
- Pacific, 885
- UCLA, 887
- Boise St., 895
- UTEP, 902
- Weber St., 907
- San Francisco, 922

1995

CENTRAL REGIONAL

At Montgomery, Texas - Bentwater Country Club, May 18-20

- Oklahoma, 854
- Oklahoma St., 859
- Kent St., 863
- Texas, 867
- Tulsa, 868
- (tie) Houston and Iowa, 869
- Ohio St., 880
- Kansas, 885
- (tie) Northwestern and TCU, 886
- Michigan, 890
- Arkansas, 893
- (tie) Minnesota and Rice, 894
- Colorado, 897
- Texas A&M, 903
- Texas Tech, 909
- Louisiana, 911
- Iowa St., 922
- Missouri, 934

EAST REGIONAL

At New Haven, Connecticut - Yale Golf Course, May 18-20

- Clemson, 857
- North Carolina, 869
- NC State, 872
- Florida, 873
- Wake Forest, 878
- Florida St., 881
- (tie) ETSU, Georgia Tech, and Tennessee, 886
- (tie) Auburn and Augusta, 887
- UCF, 888
- Virginia, 889
- (tie) LSU and South Alabama, 890
- Troy, 894
- Penn St., 895
- Hartford, 909
- Army West Point, 924
- Temple, 925
- James Madison, 960

WEST REGIONAL

At Albuquerque, New Mexico - University of New Mexico Championship Course, May 18-20

- Arizona St., 844
- New Mexico, 852
- New Mexico St., 865
- Arizona, 866
- UNLV, 869
- Stanford, 870
- UTEP, 871
- California, 873
- Southern California, 883
- (tie) Pepperdine and San Jose St., 886
- (tie) Fresno St. and Weber St., 889
- UC Irvine, 890
- (tie) Pacific and BYU, 891
- UCLA, 900
- San Diego St., 912

1996

CENTRAL REGIONAL

At Ann Arbor, Michigan - University of Michigan Golf Course, May 16-18

- Texas A&M, 871
- SMU, 872
- (tie) Arkansas, Kansas, and Texas, 874
- (tie) Indiana and Oklahoma St., 878
- (tie) Miami (OH) and TCU, 879
- Oklahoma, 882
- Ohio St., 883
- Minnesota, 884
- Northwestern, 890
- Kent St., 892
- Iowa St., 895
- (tie) Jackson St., SFA, and Texas Tech, 900
- Tulsa, 905
- Drake, 913
- Nebraska, 918

EAST REGIONAL

At Kiamesha Lake, New York - Concord Resort (Monster Course), May 16-18

- NC State, 893
- Florida, 896
- Florida St., 899
- North Carolina, 900
- Wake Forest, 901
- South Carolina, 902
- ETSU, 903
- Clemson, 907
- (tie) Alabama, Penn St., and Tennessee, 910
- Virginia, 911
- (tie) Auburn and Georgia, 913
- LSU, 914
- Duke, 916
- VCU, 921
- Central Conn. St., DNF
- George Mason, DNF
- James Madison, DNF
- Rhode Island, DNF
- Temple, DNF
- Yale, DNF

WEST REGIONAL

At Stanford, California - Stanford University Golf Course, May 16-18

- Stanford, 866
- (tie) Arizona St. and UNLV, 867
- Pepperdine, 873
- Southern California, 876
- Arizona, 879
- New Mexico, 882
- San Jose St., 888
- (tie) Pacific and Washington, 889
- New Mexico St., 890
- UCLA, 895
- (tie) Fresno St., Nevada, and Oregon St., 897
- BYU, 898
- Colorado St., 907
- UTEP, 911

1997

CENTRAL REGIONAL

At Norman, Oklahoma - Jimmie Austin Golf Club, May 15-17

- Oklahoma St., 843
- TCU, 853
- Texas A&M, 859
- Arkansas, 861
- Houston, 864
- Ohio St., 870
- Texas, 871
- Michigan, 874
- (tie) Drake and Northwestern, 881
- Oklahoma, 882
- Tulsa, 886
- Nebraska, 887
- Iowa St., 888
- Indiana, 891

- SMU, 893
- Minnesota, 896
- Miami (OH), 900
- Rice, 905
- Louisiana, 907
- Arkansas St., 914

EAST REGIONAL

At Hot Springs, Virginia - The Homestead, May 15-17

- Auburn, 873
- Clemson, 876
- Wake Forest, 881
- Duke, 884
- North Carolina, 886
- Florida, 887
- Tennessee, 888
- Virginia, 889
- South Carolina, 892
- ETSU, 893
- LSU, 895
- VCU, 897
- Mississippi St., 905
- (tie) Furman and Penn St., 909
- Georgia, 910
- Alabama, 911
- Georgetown, 913
- James Madison, 919
- Temple, 923
- Rhode Island, 927
- Yale, 943
- UConn, 952

WEST REGIONAL

At Santee, California - Carlton Oaks Country Club, May 15-17

- UNLV, 847
- Arizona St., 850
- Southern California, 857
- Arizona, 863
- New Mexico, 866
- UCLA, 869
- San Jose St., 870
- Washington, 871
- Pepperdine, 872
- BYU, 873
- UTEP, 876
- (tie) Oregon and Stanford, 877
- California, 880
- Fresno St., 881
- Oregon St., 887
- Colorado St., 895
- San Diego St., 929

1998

CENTRAL REGIONAL

At San Antonio, Texas - Oak Hills Country Club, May 14-16

- Houston, 845
- Oklahoma, 849
- Northwestern, 854

- TCU, 855
- Nebraska, 857
- Minnesota, 862
- (tie) Ohio St. and Oklahoma St., 864
- Miami (OH), 867
- Kent St., 868
- Texas A&M, 871
- Kansas, 873
- (tie) Arkansas and Tulsa, 874
- UT Arlington, 875
- Wichita St., 877
- Drake, 880
- SMU, 881
- Baylor, 883
- Texas, 888
- Toledo, 894

EAST REGIONAL

At Daufuskie Island, South Carolina - Melrose Golf Course, May 21-23

- Georgia Tech, 835
- Clemson, 844
- Auburn, 847
- Georgia, 853
- Florida, 856
- (tie) NC State and North Carolina, 862
- South Carolina, 864
- Augusta, 866
- ETSU, 868
- Southeastern La., 869
- Florida St., 876
- Virginia, 878
- Wake Forest, 879
- LSU, 881
- UAB, 892
- James Madison, 899
- Penn St., 905
- Navy, 923
- Rhode Island, 926
- (tie) Central Conn. St. and Seton Hall, 929
- UConn, 968

WEST REGIONAL

At Tempe, Arizona - Karsten Golf Course, May 14-16

- (tie) New Mexico and Arizona St., 858
- UNLV, 861
- (tie) California and Arizona, 874
- Oregon, 875
- UCLA, 876
- Fresno St., 877
- UC Santa Barbara, 879
- Colorado St., 880
- Washington, 886
- BYU, 888
- Nevada, 890
- New Mexico St., 891
- Pacific, 893
- UC Irvine, 896
- UTEP, 899
- Southern California, 903

1999

CENTRAL REGIONAL

At Columbus, Ohio - Ohio State University Scarlet Course, May 20-22

- Minnesota, 865
- Northwestern, 868
- Nebraska, 882
- Oklahoma St., 883
- (tie) Toledo and Houston, 886
- Illinois, 888
- Arkansas, 890
- Kansas, 894
- (tie) Colorado and Kent St., 897
- Oklahoma, 898
- TCU, 902
- SMU, 904
- (tie) Baylor and UT Arlington, 905
- (tie) Purdue and Texas, 906
- North Texas, 907
- Iowa St., 913
- Tulsa, 917

EAST REGIONAL

At Providence, Rhode Island - Rhode Island Country Club, May 20-22

- Georgia Tech, 845
- South Carolina, 854
- Florida, 859
- Georgia, 863
- ETSU, 869
- (tie) North Carolina and Duke, 870
- Richmond, 871
- Ole Miss, 875
- (tie) Clemson, Augusta, and Mississippi St., 876
- Georgia St., 877
- South Alabama, 878
- North Florida, 883
- Penn St., 888
- (tie) Maryland and Seton Hall, 889
- (tie) Rhode Island and NC State, 890
- UConn, 904
- James Madison, 905
- Yale, 924

WEST REGIONAL

At Tucson, Arizona - Tucson National, May 20-22

- Arizona St., 854
- UNLV, 862
- BYU, 864
- California, 871
- Oregon, 875
- San Diego St., 875
- Washington, 883
- Colorado St., 886
- Arizona, 891
- (tie) Pepperdine and UCLA, 893
- Fresno St., 894
- UTEP, 898
- Oregon St., 900

15. Stanford, 902
16. New Mexico, 905
17. Southern California, 906
18. UC Santa Barbara, 928

2000

CENTRAL REGIONAL

At Victoria, Texas - Victoria Country Club, May 18-20

1. Texas, 847
2. Kent St., 849
3. Oklahoma St., 850
4. Houston, 851
5. Minnesota, 852
6. Northwestern, 854
7. TCU, 859
8. (tie) Kansas and Oklahoma, 860
10. Baylor, 862
11. (tie) Michigan and Ole Miss, 866
13. Texas A&M, 868
14. SMU, 870
15. Ohio St., 874
16. Tulsa, 879
17. Arkansas St., 880
18. (tie) Little Rock, Colorado, and Southeastern La., 881
21. (tie) Coastal Carolina and Louisiana, 886
23. North Texas, 888
24. Wichita St., 891
25. Oral Roberts, 893
26. Toledo, 901
27. Jackson St., 905

EAST REGIONAL

At Moosic, Pennsylvania - Glenmaura National, May 18-20

1. Clemson, 871
2. North Florida, 883
3. Georgia Tech, 884
4. ETSU, 888
5. (tie) Georgia and Georgia St., 889
7. Mississippi St., 891
8. Auburn, 894
9. (tie) North Carolina and Virginia, 895
11. Wake Forest, 896
12. South Carolina, 898
13. Tennessee, 900
14. (tie) Duke and NC State, 901
16. Augusta, 909
17. UAB, 913
18. Middle Tenn., 914
19. Florida, 915
20. Rhode Island, 920
21. Penn St., 921
- Dartmouth, DNF
- James Madison, DNF
- Richmond, DNF
- Seton Hall, DNF
- VCU, DNF
- Yale, DNF

WEST REGIONAL

At Fresno, California - Riverbend Golf Club, May 18-20

1. Arizona, 839
2. (tie) BYU and UNLV, 843
4. Southern California, 848
5. New Mexico, 850
6. (tie) Arizona St. and Fresno St., 851
8. Washington, 855
9. Pepperdine, 864
10. (tie) California, Idaho, and Stanford, 865
13. (tie) Oregon, Oregon St., and Pacific, 866
16. UCLA, 869
17. CSUN, 880
18. San Diego St., 883
19. (tie) Colorado St. and UTEP, 884
21. Wright St., 894
22. Long Beach St., 899
23. Princeton, 914
24. (tie) Navy and Towson, 936
26. Iona, 946
27. UMBC, 954

2001

CENTRAL REGIONAL

At Stillwater, Oklahoma - Karsten Creek, May 17-19

1. (tie) Kent St., Oklahoma, and Purdue, 883
4. (tie) Col. of Charleston and Minnesota, 885
6. Oklahoma St., 887
7. Augusta, 888
8. Toledo, 891
9. (tie) Houston and SMU, 892
11. (tie) Ohio St. and Tulsa, 893
13. Texas A&M, 894
14. North Carolina, 895
15. (tie) Kansas and Northwestern, 896
17. Colorado, 898
18. (tie) Lamar University and Texas, 899
20. (tie) Little Rock, Baylor, and Wichita St. 902
23. TCU, 905
24. Louisiana, 906
25. Arkansas St., 914
26. North Florida, 915
27. Jackson St., 959

EAST REGIONAL

At Williamsburg, Virginia - Golden Horseshoe, May 17-19

1. ETSU, 828
2. NC State, 836
3. Florida, 837
4. Clemson, 842
5. (tie) Georgia and Virginia Tech, 843
7. Georgia Tech, 846
8. Ga. Southern, 849
9. UAB, 855
10. (tie) Duke and Ole Miss, 856
12. Charleston So., 857
13. Auburn, 860
14. VCU, 866

15. Rhode Island, 871
16. Penn St., 875
17. Yale, 887
18. Georgia St., 888
19. (tie) LSU, Seton Hall, and Xavier, 890
22. Richmond, 892
23. (tie) Hartford and Princeton, 909
25. Iona, 916
26. St. John's (NY), 918
27. UMBC, 952

WEST REGIONAL

At Corvallis, Oregon - Trysting Tree, May 17-19

1. Arizona St., 852
2. Arizona, 867
3. UC Irvine, 871
4. Pacific, 872
5. South Carolina, 880
6. (tie) Oregon St., Stanford, UCLA, 881
9. Wake Forest, 882
10. Washington, 883
11. UNLV, 886
12. (tie) San Diego St. and Southern California, 887
14. Pepperdine, 890
15. Fresno St., 896
16. California, 899
17. Colorado St., 901
18. Oregon, 902
19. (tie) BYU and New Mexico, 904
21. Tennessee, 914
22. Nevada, 915
23. Austin Peay, 920
24. Detroit Mercy, 934
25. Navy, 935
26. Oral Roberts, 937
27. Weber St., 943

2002

CENTRAL REGIONAL

At Little Rock, Arkansas - Pleasant Valley Country Club, May 16-18

1. (tie) Oklahoma St. and Purdue, 865
3. Tulsa, 876
4. Illinois, 879
5. NC State, 880
6. Toledo, 881
7. Baylor, 882
8. (tie) TCU and Virginia Tech, 885
10. Colorado, 886
11. Kansas and Oklahoma, 887
13. Northwestern, 888
14. SMU, 891
15. Alabama, 893
16. LSU, 898
17. Lamar University and UT Arlington, 901
19. Houston, 906
20. Missouri, 909
21. Maryland, 912
22. Arkansas St., 921

23. St. John's (NY), 923
24. Austin Peay, 932
25. Jackson St., 936
26. Princeton, 939
27. Army West Point, 953

EAST REGIONAL

At Roswell, Georgia - Ansley Golf Club's Settin' Down Creek, May 16-18

1. (tie) Clemson and Georgia Tech, 876
3. North Carolina, 877
4. Augusta, 885
5. VCU, 888
6. Ga. Southern, 891
7. Auburn, 893
8. Georgia, 896
9. (tie) Florida and UAB, 899
11. Wake Forest, 900
12. South Alabama, 901
13. (tie) Col. of Charleston and Tennessee, 904
15. North Florida, 913
16. Michigan St., 914
17. Coastal Carolina, 920
18. (tie) Duke, Penn St., and Virginia, 922
21. Furman, 923
22. William & Mary, 926
23. Rhode Island, 934
24. Jacksonville St., 936
25. South Carolina, 938
26. Iona, 949
27. Yale, 950

WEST REGIONAL

At Albuquerque, New Mexico - University of New Mexico Championship Course, May 16-18

1. (tie) New Mexico and Washington, 872
3. UNLV, 874
4. Minnesota, 875
5. Pepperdine, 877
6. (tie) Arizona, Pacific, and Texas, 878
9. Fresno St., 879
10. (tie) San Diego St. and Texas Tech, 882
12. California, 883
13. (tie) Oregon and UCLA, 885
15. Ohio St., 889
16. Nevada, 890
17. Stanford, 891
18. Southern California, 895
19. Washington St., 899
20. Arizona St., 900
21. BYU, 901
22. UC Irvine, 903
23. Colorado St., 911
24. Illinois St., 913
25. IUPUI, 928
26. Detroit Mercy, 933
27. Central Conn. St., 937

2003

CENTRAL REGIONAL

At Manhattan, Kansas - Colbert Hills Golf Course, May 15-17

1. Oklahoma St., 856
2. Illinois, 861
3. NC State, 862
4. (tie) North Carolina and Texas, 867
6. Kentucky, 869
7. (tie) Arkansas, Minnesota, and SMU, 870
10. Wichita St., 871
11. Kansas St., 872
12. Texas Tech, 874
13. Lamar University, 875
14. (tie) Ohio St. and Toledo, 876
16. TCU, 877
17. (tie) Kent St. and North Texas, 879
19. Kansas, 881
20. (tie) Michigan St. and Oklahoma, 882
22. Northwestern, 884
23. (tie) Texas A&M, Tulsa, and Wright St., 887
26. Missouri, 888
27. Baylor, 893

EAST REGIONAL

At Auburn, Alabama - Auburn University Club, May 15-17

1. Clemson, 839
2. Georgia Tech, 848
3. Florida, 859
4. Tennessee, 863
5. Duke, 866
6. Wake Forest, 868
7. (tie) Augusta and South Carolina, 873
9. Vanderbilt, 875
10. Auburn, 877
11. Ga. Southern, 878
12. ETSU, 886
13. (tie) Col. of Charleston and Georgia St., 887
15. (tie) Jacksonville St. and UNCW, 888
17. Penn St., 896
18. Rhode Island, 900
19. Virginia Tech, 904
20. Alabama, 911
21. Maryland, 914
22. (tie) Binghamton and James Madison, 917
24. Liberty, 930
25. Charleston So., 933
26. Yale, 941
27. Jackson St., 987

WEST REGIONAL

At Auburn, Washington - Washington National Golf Club, May 15-17

1. UCLA, 864
2. Arizona, 865
3. (tie) Georgia and UNLV, 871
5. (tie) Arizona St. and New Mexico, 879
7. (tie) Southern California and Washington, 880
9. (tie) Oregon and San Diego St., 885

11. UTEP, 886
12. UC Irvine, 889
13. Pepperdine, 897
14. Oregon St., 900
15. (tie) Denver, Old Dominion, Stanford, 901
18. Fresno St., 905
19. Colorado St., 908
20. BYU, 916
21. California, 917
22. Xavier, 919
23. Navy, 925
24. Austin Peay, 932
25. Oral Roberts, 940
26. Central Conn. St., 949
27. Loyola Maryland, 978

2004

CENTRAL REGIONAL

At West Lafayette, Indiana - Kampen Golf Course, May 20-22

1. Kentucky, 882
2. Oklahoma St., 893
3. Oklahoma, 896
4. Texas A&M, 899
5. (tie) TCU and Texas, 901
7. Purdue, 905
8. Wichita St., 908
9. SMU, 909
10. Kent St., 910
11. Minnesota, 911
12. Notre Dame, 914
13. Texas tech, 917
14. Ohio St., 918
15. Kansas St., 923
16. Kansas, 926
17. Arkansas, 931
18. (tie) Colorado, Illinois, and Tulsa, 933
21. (tie) Indiana, and Lamar University, 934
23. Xavier, 940
24. Western Ill., 958
25. Baylor, 961
26. Princeton, 974
27. Jackson St., 1,000

EAST REGIONAL

At New Haven, Connecticut - Yale Golf Club, May 20-22

1. Clemson, 856
2. Penn St., 862
3. (tie) Georgia and Georgia Tech, 864
5. Florida, 866
6. Auburn, 867
7. Georgia St., 871
8. Rhode Island, 877
9. Vanderbilt, 880
10. (tie) North Carolina and NC State, 882
12. (tie) Duke, LSU, and Wake Forest, 883
15. Ga. Southern, 885
16. Jacksonville St., 887
17. South Carolina, 889
18. Tennessee, 891

19. Augusta, 897
20. Maryland, 905
21. UAB, 910
22. Georgetown, 914
23. (tie) Army West Point and Binghamton, 924
25. Towson, 925
26. Yale, 928
27. LIU, 968

WEST REGIONAL

At Sunriver, Oregon - Crosswater Country Club, May 20-22

1. UCLA, 865
2. New Mexico, 866
3. Arizona, 872
4. Arizona St., 873
5. (tie) BYU and Southern California, 881
7. (tie) California and Toledo, 882
9. Pepperdine, 884
10. Washington, 885
11. UNLV, 889
12. UCF, 891
13. San Diego St., 892
14. UC Riverside, 896
15. Colorado St., 901
16. Coastal Carolina, 904
17. UNCW, 905
18. Furman, 909
19. Denver, 911
20. UTEP, 913
21. Long Beach St., 915
22. UC Irvine, 918
23. New Mexico St., 920
24. Stanford, 921
25. ULM, 944
26. Loyola Maryland, 952
27. Wright St., 962

2005

CENTRAL REGIONAL

At South Bend, Indiana - Warren Golf Course, May 19-21

1. Augusta, 849
2. Oklahoma St., 858
3. Texas A&M, 863
4. (tie) Kentucky and Tulsa, 866
6. (tie) Arkansas and Missouri, 870
8. SMU, 873
9. Texas, 874
10. (tie) Purdue and Wichita St., 875
12. Lamar University, 876
13. (tie) Kansas, Michigan St., and Notre Dame, 877
16. Minnesota, 878
17. (tie) Baylor, Kent St., and TCU, 880
20. Kansas St., 881
21. Texas Tech, 883
22. Oklahoma, 887
23. Xavier, 888
24. IUPUI, 913
25. Loyola Maryland, 922

26. Detroit Mercy, 923
27. Jackson St., 934

EAST REGIONAL

At Nashville, Tennessee - Golf Club of Tennessee, May 19-21

1. Wake Forest, 835
2. Tennessee, 837
3. Georgia, 843
4. (tie) Florida and Georgia St., 845
6. (tie) Alabama and Georgia Tech, 847
8. (tie) Coastal Carolina and Duke, 849
10. Ga. Southern, 850
11. Clemson, 852
12. Virginia, 853
13. ETSU, 855
14. North Carolina, 860
15. Louisville, 866
16. UCF, 869
17. Charlotte, 872
18. (tie) Indiana and Towson, 875
20. Penn St., 885
21. Maryland, 888
22. UNCW, 896
23. Vanderbilt, 898
24. Army West Point, 904
25. Rutgers, 906
26. Rhode Island, 928
27. Boston College, 932

WEST REGIONAL

At Stanford, California - Stanford Golf Course, May 19-21

1. UNLV, 846
2. New Mexico, 849
3. Washington, 854
4. (tie) Arizona St. and UCLA, 857
6. BYU, 858
7. San Diego St., 860
8. (tie) Arizona and Stanford, 863
10. (tie) Pepperdine, South Carolina and Southern California, 864
13. Auburn, 869
14. (tie) Oregon and St. Mary's (CA), 870
16. Denver, 873
17. UC Riverside, 882
18. South Alabama, 883
19. Fresno St., 886
20. Colorado St., 890
21. UT Arlington, 898
22. Cal Poly, 901
23. Illinois St., 904
24. LSU, 906
25. Princeton, 908
26. Samford, 913
27. Central Conn. St., 920

2006

CENTRAL REGIONAL

At Chardon, Ohio - Sand Ridge Golf Club, May 18-20

1. Oklahoma St., 845
2. Northwestern, 861
3. (tie) Texas A&M and Georgia Tech, 867
5. Lamar University, 869
6. Minnesota, 874
7. Oklahoma, 877
8. Clemson, 881
9. Duke, 883
10. Kentucky, 884
11. Texas, 885
12. Purdue, 886
13. TCU, 889
14. Tulsa, 892
15. SMU, 895
16. (tie) UT Arlington and Xavier, 901
18. Kansas St., 903
19. Missouri, 905
20. Kent St., 909
21. Colorado, 911
22. Nebraska, 923
23. Siena, 928
24. Eastern Ky., 929
25. Cleveland St., 934
26. Princeton, 943
27. St. Francis (PA), 944

EAST REGIONAL

At Lake Nona, Florida - Lake Nona Golf and Country Club, May 18-20

1. Wake Forest, 864
2. Georgia, 865
3. Texas Tech, 873
4. North Carolina, 874
5. (tie) Charlotte and Coastal Carolina, 877
7. UCLA, 878
8. Auburn, 879
9. South Carolina, 881
10. UNLV, 884
11. (tie) Georgia St., Ga. Southern, and Indiana, 891
14. Florida St., 893
15. (tie) Jacksonville and Southern California, 895
17. Notre Dame, 897
18. Tennessee, 901
19. Rhode Island, 907
20. (tie) Maryland and Western Ill., 915
22. Liberty, 917
23. George Washington, 922
24. Wichita St., 923
25. Richmond, 928
26. Binghamton, 942
27. Army West Point, 957

WEST REGIONAL

At Tucson, Arizona - OMNI Tucson National, May 18-20

1. (tie) Arizona and Florida, 827

3. (tie) Arizona St. and Washington, 840
5. NC State, 845
6. (tie) BYU and LMU (CA), 847
8. ETSU, 849
9. (tie) Nevada and Pepperdine, 851
11. New Mexico St., 856
12. (tie) Fresno St. and New Mexico, 858
14. (tie) Alabama and Stanford, 860
16. UC Irvine, 861
17. (tie) Houston and San Diego St., 862
19. Cal Poly, 866
20. Baylor, 868
21. Santa Clara, 876
22. (tie) Denver and Louisville, 880
24. Western Kentucky, 882
25. San Diego, 892
26. Bucknell, 909
27. Jackson St., 910

2007

CENTRAL REGIONAL

At Sugar Grove, Illinois - Rich Harvest Farms, May 17-19

1. Tulsa, 895
2. Alabama, 898
3. Louisville, 899
4. Lamar University, 900
5. Tennessee, 904
6. Oklahoma St., 906
7. Texas Tech, 907
8. Michigan St., 915
9. Texas, 916
10. (tie) Minnesota and Texas A&M, 918
12. Wisconsin, 919
13. Northwestern, 920
14. Illinois St., 924
15. Southeastern La., 925
16. (tie) Western Ill. and Wichita St., 930
18. Baylor, 937
19. Purdue, 939
20. Colorado, 940
21. (tie) Nebraska and Oklahoma, 943
23. SMU, 945
24. Kansas, 947
25. TCU, 958
26. Siena, 996
27. Texas Southern, 1,028

EAST REGIONAL

At Alpharetta, Georgia - The Golf Club of Georgia, May 17-19

1. Georgia, 855
2. (tie) Auburn, Florida and Georgia Tech, 867
5. Florida St., 873
6. Duke, 874
7. Charlotte, 875
8. North Carolina, 877
9. Georgia St., 880
10. (tie) Clemson and Coastal Carolina, 884
12. Virginia Tech, 888
13. UCF, 890

14. UAB, 898
15. Eastern Mich., 899
16. Penn St., 901
17. Ole Miss, 903
18. Jacksonville St., 908
19. Chattanooga, 910
20. Maryland, 912
21. St. John's (NY), 923
22. Old Dominion, 926
23. Louisiana, 937
24. (tie) Hartford and Rhode Island, 940
26. Boston College, 947
27. Longwood, 951

WEST REGIONAL

At Tempe, Arizona - Karsten Golf Course, May 17-19

1. South Carolina, 820
2. UCLA, 822
3. (tie) Arizona St. and Southern California, 824
5. Vanderbilt, 826
6. Arizona, 828
7. Stanford, 831
8. New Mexico, 833
9. (tie) ETSU, Oregon St., and Wake Forest, 839
12. (tie) BYU and Pepperdine, 841
14. Washington, 842
15. California, 843
16. (tie) Colorado St. and UNLV, 844
18. Augusta, 847
19. Oregon, 857
20. Nevada, 861
21. Denver, 862
22. UC Irvine, 863
23. Penn, 865
24. San Diego St., 884
25. Detroit Mercy, 887
26. Bucknell, 893
27. Monmouth, 908

2008

CENTRAL REGIONAL

At Columbus, Ohio - Ohio State University Scarlet Course, May 15-17

1. Wake Forest, 879
2. Oklahoma St., 889
3. Illinois, 891
4. (tie) Florida and Louisville, 894
6. Alabama, 896
7. Texas A&M, 897
8. (tie) Kent St. and Penn St., 898
10. Indiana, 901
11. Tennessee, 902
12. (tie) Eastern Ky. and Michigan, 904
14. Eastern Mich., 906
15. Georgia Tech, 908
16. (tie) Lamar University and Ohio St., 911
18. Colorado, 912
19. (tie) Arkansas, TCU, and Wichita St., 914

22. UT Arlington, 916
23. Cleveland St., 926
24. Marquette, 930
25. Baylor, 939
26. Sacred Heart, 950
27. Loyola Maryland, 953

EAST REGIONAL

At Chattanooga, Tennessee - Council Fire Golf Club, May 15-17

1. Georgia, 811
2. Augusta, 832
3. UC Irvine, 836
4. Mississippi St., 838
5. UAB, 839
6. Auburn, 840
7. Charlotte, 844
8. ETSU, 845
9. Middle Tenn., 846
10. Virginia, 849
11. Michigan St., 851
12. (tie) Chattanooga and New Mexico St., 853
14. NC State, 855
15. Virginia Tech, 858
16. South Carolina, 859
17. Georgia St., 861
18. North Florida, 862
19. Duke, 863
20. (tie) Memphis and Western Caro., 864
22. Coastal Carolina, 865
23. (tie) Colorado St. and SMU, 866
25. Ole Miss, 871
26. Western Ill., 875
27. Jackson St., 948

WEST REGIONAL

At Bremerton, Washington - Olympic Course at Gold Mountain, May 15-17

1. Southern California, 862
2. Oregon, 864
3. Clemson, 867
4. Washington, 874
5. UCLA, 876
6. Stanford, 878
7. St. Mary's (CA), 884
8. Arizona St., 885
9. (tie) Pepperdine, San Diego St., and Texas, 888
12. Texas Tech, 889
13. Oklahoma, 892
14. Wisconsin, 894
15. North Carolina, 895
16. Oregon St., 898
17. Kentucky, 900
18. Kansas St., 902
19. UCF, 903
20. California, 904
21. Florida St., 914
22. LSU, 916
23. Denver, 919
24. UNLV, 920
25. San Diego, 927
26. Navy, 931

27. Columbia, 950

2009

CENTRAL REGIONAL

At Bowling Green, Kentucky - The Club at Olde Stone, May 14-16

1. UCLA, 863
2. Washington, 870
3. (tie) Georgia Tech and Ohio St., 880
5. Duke, 881
6. (tie) Louisville, NC State, and Ole Miss, 885
9. Middle Tenn., 886
10. Vanderbilt, 889
11. ETSU, 897
12. Cleveland St., 920
13. Austin Peay, 948
14. Bucknell, 952

NORTHEAST REGIONAL

At Galloway, New Jersey - Galloway National Golf Club, May 14-16

1. Alabama, 874
2. Tennessee, 878
3. Illinois, 887
4. Virginia, 889
5. Wake Forest, 890
6. Colorado St., 896
7. Minnesota, 905
8. Kent St., 906
9. Clemson, 908
10. Penn St., 910
11. Coastal Carolina, 915
12. VCU, 941
13. Sacred Heart, 946
14. Columbia, 998

SOUTH CENTRAL REGIONAL

At Stillwater, Oklahoma - Karsten Creek, May 14-16

1. Oklahoma St., 881
2. Arkansas, 903
3. Chattanooga, 907
4. (tie) Northwestern and TCU, 914
6. LSU, 917
7. Baylor, 920
8. Wichita St., 925
9. (tie) Denver and Tulsa, 936
11. Michigan St., 937
12. Pepperdine, 941
13. Oral Robert, 969

SOUTHEAST REGIONAL

At Sorrento, Florida - RedTail Golf Club, May 14-16

1. UCF, 818
2. (tie) Arizona, Georgia, and South Carolina, 829
5. Iowa, 837
6. Georgia St., 843
7. (tie) Charlotte and Florida St., 844
9. Kentucky, 845

10. Ga. Southern, 847
11. Augusta, 854
12. Indiana, 855
13. Campbell, 862
14. Loyola Maryland, 888

SOUTHWEST REGIONAL

At Austin, Texas - University of Texas Golf Club, May 14-16

1. Florida, 874
2. Texas Tech, 876
3. Texas, 877
4. Stanford, 887
5. Michigan, 888
6. Lamar University, 891
7. UNLV, 892
8. UT Arlington, 893
9. California, 896
10. Mississippi St., 901
11. New Mexico St., 909
12. Virginia Tech, 910
13. Jackson St., 992

WEST REGIONAL

At Daly City, California - Lake Merced Golf Club, May 14-16

1. Arizona St., 828
2. Oregon, 837
3. Texas A&M, 840
4. San Diego, 849
5. Southern California, 853
6. New Mexico, 854
7. San Diego St., 857
8. San Francisco, 863
9. Colorado, 864
10. Oregon St., 868
11. UC Irvine, 870
12. Kansas St., 872
13. UC Davis, 873

2010

CENTRAL REGIONAL

At Notre Dame, Indiana - Warren Golf Course, May 20-22

1. Stanford, 830
2. Florida St., 834
3. Florida, 838
4. Duke, 839
5. LSU, 847
6. (tie) Iowa, Michigan, and Northwestern, 848
9. Indiana, 850
10. Virginia Tech, 855
11. NC State, 859
12. Detroit Mercy, 871
13. Murray St., 879
14. Saint Francis (PA), 910

EAST REGIONAL

At New Haven, Connecticut - Yale Golf Club, May 20-22

1. (tie) Kent St. and Texas, 835

3. UCLA, 836
4. Penn St., 837
5. Virginia, 843
6. (tie) Charlotte and ETSU, 844
8. South Carolina, 846
9. Alabama, 850
10. UNCW, 851
11. Southeastern La., 856
12. Vanderbilt, 858
13. Columbia, 880
14. Lafayette, 900

SOUTH CENTRAL REGIONAL

At College Station, Texas - Traditions Club, May 20-22

1. Texas Tech, 851
2. Texas A&M, 852
3. TCU, 858
4. North Florida, 859
5. (tie) Baylor and Georgia, 869
7. Pepperdine, 877
8. Tusa, 879
9. (tie) Auburn and Wichita St., 880
11. Rice, 889
12. North Carolina, 910
13. Georgetown, 915
14. Jackson St., 983

SOUTHEAST REGIONAL

At Alpharetta, Georgia - Capital City Club, May 20-22

1. Oklahoma St., 841
2. Clemson, 843
3. Georgia Tech, 845
4. (tie) Arizona St. and Ga. Southern, 863
6. BYU, 864
7. South Alabama, 866
8. Arkansas, 867
9. Wake Forest, 869
10. Ole Miss, 873
11. (tie) Coastal Carolina and Furman, 874
13. Towson, 877

SOUTHWEST REGIONAL

At San Diego, California - Carlton Oaks Golf Club, May 20-22

1. Oregon, 870
2. Augusta, 880
3. (tie) California, Tennessee, and UNLV, 886
6. UCF, 893
7. New Mexico St., 895
8. (tie) San Diego St. and UC Irvine, 899
10. (tie) Arizona and Missouri, 908
12. Chattanooga, 912
13. Oral Roberts, 923

WEST REGIONAL

At Bremerton, Washington - Olympic Course at Gold Mountain, May 20-22

1. Washington, 844
2. Southern California, 873
3. San Diego, 874
4. Oregon St., 876

- Illinois, 877
- Middle Tenn., 879
- Eastern Mich. 880
- Colorado St., 881
- VCU, 885
- (tie) New Mexico and SMU, 888
- Loyola Maryland, 904
- Fresno St., 914

2011

SOUTHWEST REGIONAL

At Tucson, Arizona - OMNI Tucson National, May 19-21

- San Diego St., 833
- Texas A&M, 840
- California, 843
- (tie) Arizona and Pepperdine, 844
- Washington, 845
- Oregon St., 849
- UC Davis, 853
- Texas Tech, 858
- Liberty, 860
- Purdue, 873
- UT Arlington, 876
- Army West Point, 882
- Loyola Maryland, 903

SOUTH CENTRAL REGIONAL

At Erie, Colorado - Colorado National Golf Club, May 19-21

- Oklahoma St., 833
- Colorado St., 851
- Northwestern, 855
- (tie) Arizona St. and Georgia, 857
- TCU, 858
- Clemson, 859
- Auburn, 861
- Chattanooga, 863
- Denver, 873
- San Jose St., 874
- New Mexico St., 878
- North Florida, 893

SOUTHEAST REGIONAL

At Ocala, Florida - Golden Ocala, May 19-21

- Florida, 846
- Augusta, 852
- Kennesaw St., 853
- NC State, 855
- Arkansas, 856
- Missouri, 858
- Baylor, 859
- Ga. Southern, 860
- Notre Dame, 865
- (tie) Oregon, Southeastern La. and UCF, 873
- Jacksonville St., 904
- Jackson St., 943

CENTRAL REGIONAL

At Zionsville, Indiana - Wolf Run Golf Club, May 19-21

- Michigan, 841
- Illinois, 843
- Alabama, 847
- (tie) Iowa and Tennessee, 865
- Stanford, 869
- Charlotte, 875
- (tie) Florida St., Indiana, and Wake Forest, 882
- Memphis, 893
- Wichita St., 906
- Kansas City, 908
- Sacred Heart, 949

WEST REGIONAL

At San Diego, California - The Farms Golf Club, May 19-21

- UCLA, 854
- Southern California, 857
- San Diego, 864
- Ohio St., 865
- Texas, 873
- SMU, 875
- Pacific, 878
- San Francisco, 883
- North Texas, 884
- Middle Tenn., 887
- Tulsa, 891
- UNLV, 897
- Cleveland St., 909

EAST REGIONAL

At Radford, Virginia - Pete Dye River Course of Virginia Tech, May 19-21

- Duke, 865
- Georgia Tech, 869
- Oklahoma, 875
- LSU, 880
- Kent St., 893
- Virginia Tech, 896
- Coastal Carolina, 898
- Virginia, 900
- East Carolina, 906
- Ole Miss, 916
- UNCW, 918
- Lamar University, 921
- Yale, 923

2012

ANN ARBOR REGIONAL

At Ann Arbor, Michigan - University of Michigan Golf Course, May 17-19

- Southern California, 841
- Oregon, 842
- Kent St., 844
- Virginia, 846
- TCU, 849
- (tie) NC State and Notre Dame, 859
- Oklahoma St., 863

- Kennesaw St., 868
- Purdue, 875
- Baylor, 882
- Ohio St., 895
- Navy, 931

GREENSBORO REGIONAL

At Greensboro, North Carolina - Grandover Resort, May 17-19

- Liberty, 868
- Florida, 871
- Auburn, 874
- Lamar University, 877
- Tulsa, 878
- Duke, 881
- SMU, 883
- UNLV, 888
- Indiana, 894
- Texas Tech, 895
- Charlotte, 907
- Louisiana, 916
- (tie) George Washington and Mt. St. Mary's, 928

BOWLING GREEN REGIONAL

At Bowling Green, Kentucky - The Club at Olde Stone, May 17-19

- Chattanooga, 859
- Texas A&M, 860
- UCLA, 863
- Virginia Tech, 874
- Memphis, 876
- Arkansas, 879
- North Texas, 880
- Northwestern, 881
- (tie) Colorado St. and Iowa St., 886
- Clemson, 887
- Jacksonville St., 909
- Penn, 926
- Alabama St., 970

ATHENS REGIONAL

At Athens, Georgia - University of Georgia Golf Course, May 17-19

- Alabama, 828
- East Carolina, 853
- North Florida, 858
- Georgia, 864
- Iowa, 866
- New Mexico, 867
- Augusta, 870
- Long Beach St., 872
- (tie) Houston and UNCW, 874
- Wake Forest, 880
- UT Arlington, 884
- Loyola Maryland, 910

NORMAN REGIONAL

At Norman, Oklahoma - Jimmie Austin Golf Club, May 17-19

- Washington, 860
- Texas, 864
- (tie) Florida St. and Illinois, 871
- Oklahoma, 874

- Georgia Tech, 883
- St. Mary's (CA), 892
- South Carolina, 895
- (tie) Arizona and San Diego, 902
- Sacramento St., 903
- IUPUI, 915
- Middle Tenn., 922
- Loyola Chicago, 944

STANFORD REGIONAL

At Stanford, California - Stanford Golf Course, May 17-19

- California, 815
- San Diego St., 821
- UAB, 830
- Stanford, 832
- UCF, 835
- Tennessee, 837
- (tie) Oregon St. and San Francisco, 839
- Wichita St., 842
- LSU, 848
- San Jose St., 854
- UC Davis, 857
- Southeastern La., 866

2013

BATON ROUGE REGIONAL

At Baton Rouge, Louisiana - The University Club, May 16-18

- Alabama, 868
- Florida, 874
- LSU, 890
- Tennessee, 892
- Coastal Carolina, 894
- (tie) Houston and South Alabama, 896
- Northwestern, 907
- UAB, 908
- Mississippi St., 909
- Wichita St., 920
- Southeastern La., 925
- Houston Christian, 933

COLUMBUS REGIONAL

At Columbus, Ohio - Ohio State University Scarlet Course, May 16-18

- New Mexico, 870
- (tie) Auburn and South Carolina, 872
- UNLV, 878
- Texas Tech, 879
- Virginia, 882
- Stanford, 884
- Missouri, 886
- (tie) Charlotte and Chattanooga, 889
- San Francisco, 893
- Ga. Southern, 915
- Valparaiso, 927

FAYETTEVILLE REGIONAL

At Fayetteville, Arkansas - Blessings Golf Club, May 16-18

- Illinois, 863

- Arkansas, 866
- Texas, 880
- Oklahoma St., 882
- Kent St., 892
- SMU, 895
- Tulsa, 908
- Colorado, 911
- UNCW, 916
- Kentucky, 917
- Liberty, 919
- Kansas City, 924
- Indiana, 931
- Alabama St., 969

PULLMAN REGIONAL

At Pullman, Washington - Palouse Ridge, May 16-18

- California, 821
- TCU, 841
- St. Mary's (CA), 842
- Southern California, 844
- (tie) Ball St. and San Diego St., 856
- Pacific, 858
- BYU, 859
- Memphis, 860
- (tie) Baylor and Virginia Tech, 861
- North Texas, 865
- Princeton, 879
- Saint Francis (PA), 927

TALLAHASSEE REGIONAL

At Tallahassee, Florida - Golden Eagle Country Club, May 16-18

- North Florida, 830
- Washington, 833
- Florida St., 836
- Georgia Tech, 849
- (tie) Oklahoma and South Fla., 854
- Oregon St., 855
- Oregon, 856
- NC State, 874
- Wake Forest, 878
- Iowa, 883
- San Diego, 890
- Loyola Maryland, 892

TEMPE REGIONAL

At Tempe, Arizona - Karsten Golf Course, May 16-18

- UCLA, 810
- (tie) Georgia and UCF, 827
- Texas A&M, 829
- Arizona St., 832
- New Mexico St., 840
- (tie) Austin Peay and Duke, 850
- North Carolina, 852
- (tie) Kennesaw St. and Vanderbilt, 854
- (tie) Arizona and Clemson, 859
- Lehigh, 892

2014

AUBURN REGIONAL

At Auburn, Alabama - Auburn University Club, May 15-17

- Alabama, 853
- Kennesaw St., 875
- Auburn, 878
- Virginia Tech, 882
- Texas, 884
- New Mexico, 885
- (tie) BYU and UNC Greensboro, 886
- (tie) Louisville and UC Davis, 888
- Sam Houston, 889
- Colorado, 901
- Alabama St., 913
- St. John's (NY), 918

COLUMBIA REGIONAL

At Columbia, Missouri - The Club at Old Hawthorne, May 15-17

- Oklahoma St., 831
- Arkansas, 836
- Missouri, 837
- (tie) Iowa St. and LSU, 849
- Arizona St., 858
- Virginia, 864
- San Diego St., 866
- Iowa, 869
- Denver, 884
- Middle Tenn., 885
- Ohio St., 887
- Loyola Maryland, 888
- Bryant, 928

EUGENE REGIONAL

At Eugene, Oregon - Eugene Country Club, May 15-17

- Stanford, 853
- Oregon, 854
- Oklahoma, 860
- Houston, 875
- South Carolina, 880
- (tie) Chattanooga and North Florida, 885
- (tie) ETSU and Liberty, 889
- Baylor, 893
- Tennessee, 894
- Wichita St., 911
- Northern Colo., 922

RALEIGH REGIONAL

At Raleigh, North Carolina - Lonnie Poole Golf Course, May 15-17

- Georgia Tech, 825
- Washington, 842
- Texas A&M, 849
- Kentucky, 856
- Florida St., 860
- Texas Tech, 864
- Wake Forest, 869
- Mercer, 870
- Minnesota, 872

10. Memphis, 873
11. South Alabama, 878
12. Rice, 886
13. Bethune-Cookman, 897

SAN ANTONIO REGIONAL

At San Antonio, Texas - Briggs Ranch Golf Course, May 15-17

1. Georgia, 853
2. Georgia St., 866
3. Vanderbilt, 867
4. SMU, 868
5. UCLA, 869
6. TCU, 871
7. UCF, 872
8. Ga. Southern, 880
9. Col. of Charleston, 883
10. South Fla., 887
11. VCU, 892
12. Columbia, 897
13. Northwestern, 916

SUGAR GROVE REGIONAL

At Sugar Grove, Illinois - Rich Harvest Farms, May 15-17

1. Illinois, 880
2. UAB, 882
3. Purdue, 894
4. (tie) California and Southern California, 896
6. Clemson, 898
7. Kent St., 900
8. Jacksonville St., 907
9. UNLV, 912
10. Cleveland St., 920
11. Cal St. Fullerton, 937
12. Mississippi St., 939
13. New Mexico St., 945
14. Saint Peter's, 990

2015

BREMERTON REGIONAL

At Bremerton, Washington - Olympic Course at Gold Mountain, May 15-17

1. UAB, 843
2. South Carolina, 845
3. Southern California, 847
4. (tie) TCU and Washington, 854
6. Baylor, 862
7. Michigan, 863
8. Iowa St., 869
9. (tie) UC Davis and VCU, 870
11. Pepperdine, 880
12. Sam Houston, 883
13. Cleveland St., 891
14. South Dakota, 898

CHAPEL HILL REGIONAL

At Chapel Hill, North Carolina - UNC Finley Golf Course, May 15-17

1. Charlotte, 845
2. Stanford, 850

3. Florida St., 853
4. Florida, 855
5. Clemson, 859
6. Kennesaw St., 866
7. McNeese, 867
8. North Carolina, 870
9. Augusta, 871
10. Wake Forest, 874
11. Penn St., 879
12. Loyola Maryland, 891
13. Miami (OH), 897

LUBBOCK REGIONAL

At Lubbock, Texas - The Rawls Course, May 15-17

1. Texas, 830
2. Texas Tech, 834
3. Duke, 844
4. Auburn, 845
5. (tie) Houston* and Purdue, 847
7. California, 848
8. Louisville, 852
9. Southeastern La., 856
10. UC Irvine, 865
11. North Florida, 870
12. Georgia St., 871
13. Charleston So., 890

NEW HAVEN REGIONAL

At New Haven, Connecticut - Yale Golf Course, May 15-17

1. South Fla., 826
2. San Diego St., 840
3. Oklahoma St., 842
4. Vanderbilt, 844
5. LSU, 849
6. (tie) Iowa and NC State, 850
8. Ohio St., 852
9. North Texas, 855
10. Troy, 856
11. Arkansas, 871
12. Col. of Charleston, 873
13. Robert Morris, 879
14. Saint Peter's, 907

NOBLESVILLE REGIONAL

At Noblesville, Indiana - Sagamore Golf Club, May 15-17

1. (tie) Illinois and SMU, 860
3. UNLV, 863
4. UCLA, 869
5. Oregon, 871
6. Colorado, 879
7. Alabama, 882
8. Virginia Tech, 894
9. East Carolina, 895
10. Ga. Southern, 902
11. Marquette, 904
12. New Mexico St., 906
13. Alabama St., 911
14. Penn, 929

SAN DIEGO REGIONAL

At Rancho Santa Fe, California - The Farms Golf Club, May 15-17

1. Oklahoma, 843
2. Arizona St., 863
3. Georgia Tech, 869
4. Georgia, 870
5. Virginia, 874
6. Wichita St., 876
7. ETSU, 880
8. St. Mary's (CA), 882
9. New Mexico, 886
10. (tie) Idaho and San Diego, 889
12. Ole Miss, 891
13. Eastern Ky., 902

2016

ALBUQUERQUE REGIONAL

At Albuquerque, New Mexico - University of New Mexico Championship Course, May 16-18

1. Arizona St., 876
2. TCU, 888
3. Southern California, 895
4. South Fla., 899
5. (tie) San Diego St. and Texas A&M, 904
7. (tie) New Mexico and Texas Tech, 907
9. Liberty, 923
10. Iowa, 925
11. NC State, 929
12. (tie) Army West Point and Cleveland St., 941
14. Wagner, 967

FRANKLIN REGIONAL

At Franklin, Tennessee - Vanderbilt Legends Club, May 16-18

1. Texas, 819
2. Vanderbilt, 830
3. (tie) Houston and LSU, 839
5. Virginia, 842
6. Washington, 843
7. Kennesaw St., 847
8. East Carolina, 849
9. Pepperdine, 863
10. Michigan, 872
11. Troy, 876
12. Georgetown, 877
13. UT Martin, 878

KOHLER REGIONAL

At Kohler, Wisconsin - Blackwolf Run, May 16-18

1. Illinois, 853
2. (tie) Arkansas and Florida, 857
4. (tie) Baylor and Florida St., 858
6. Idaho, 864
7. (tie) ETSU and Memphis, 869
9. Penn St., 874
10. UCLA, 876
11. South Dakota St., 879

- Kent St., 881
- Campbell, 903

STILLWATER REGIONAL

At Stillwater, Oklahoma - Karsten Creek, May 16-18

- Oklahoma St., 871
- Oklahoma, 890
- Clemson, 901
- Louisville, 907
- Purdue, 910
- Augusta, 912
- Northwestern, 922
- (tie) Duke, McNeese, and Michigan St., 924
- Tennessee, 926
- Kansas City, 930
- VCU, 939
- Alabama St., 977

TUCSON REGIONAL

At Marana, Arizona - The Gallery at Dove Mountain, May 16-18

- Stanford, 833
- Oregon, 847
- UAB, 857
- California, 862
- Wake Forest, 863
- UC Riverside, 866
- (tie) Georgia Tech and North Florida, 867
- St. Mary's (CA), 879
- North Texas, 887
- Georgia St., 891
- Louisiana Tech, 897
- North Carolina, 917
- Siena, 951

TUSCALOOSA REGIONAL

At Tuscaloosa, Alabama - Ol' Colony, May 16-18

- Georgia, 848
- South Carolina, 852
- Alabama, 857
- Kentucky, 858
- Auburn, 867
- UNLV, 875
- Col. of Charleston, 887
- (tie) Colorado and Lipscomb, 890
- Kansas, 914
- Charleston So., 916
- Harvard, 922
- Southern Ill., 923

2017

AUSTIN REGIONAL

At Austin, Texas - University of Texas Golf Club, May 15-17

- Oklahoma St., 839
- Texas, 841
- Iowa St., 845
- Ole Miss, 854
- Arizona St., 859

- Wake Forest, 863
- NC State, 864
- Col. of Charleston, 875
- Kansas, 876
- McNeese, 877
- (tie) Ga. Southern and Liberty, 879
- Wichita St., 887
- Saint Peter's, 944

BATON ROUGE REGIONAL

At Baton Rouge, Louisiana - The University Club, May 15-17

- LSU, 866
- Duke, 874
- Oregon, 880
- Virginia, 881
- (tie) Jacksonville and Northwestern, 883
- Kentucky, 884
- Arkansas, 893
- Georgia St., 906
- (tie) Iowa and South Fla., 913
- Jacksonville St., 920
- Loyola Maryland, 930
- Alabama St., 1,015

COLLEGE GROVE REGIONAL

At College Grove, Tennessee - The Grove Club, May 15-17

- UCF, 863
- (tie) Clemson, Kennesaw St. and Vanderbilt, 865
- Lipscomb, 869
- (tie) Middle Tenn. and Troy, 877
- Missouri, 878
- Texas Tech, 883
- Georgia, 887
- TCU, 895
- ETSU, 903
- Harvard, 909

STANFORD REGIONAL

At Stanford, California - Stanford Golf Course, May 15-17

- (tie) Baylor and Stanford, 823
- Pepperdine, 835
- Oklahoma, 837
- North Carolina, 843
- Georgia Tech, 844
- North Florida, 845
- BYU, 852
- Ohio St., 866
- Houston, 867
- UC Santa Barbara, 874
- Sacramento St., 888
- South Dakota St., 899

WASHINGTON REGIONAL

At Shammamish, Washington - Aldarra Golf Club, May 15-17

- Southern California, 849
- Kent St., 855
- (tie) Alabama and Florida St., 862
- Penn St., 863
- Texas A&M, 867

- Washington, 869
- San Diego St., 882
- UTEP, 884
- Michigan, 886
- Michigan St., 896
- Seattle U, 897
- Marquette, 899
- Bryant, 953

WEST LAFAYETTE REGIONAL

At West Lafayette, Indiana - Kampen Golf Course, May 15-17

- UNLV, 872
- Auburn, 875
- Illinois, 878
- New Mexico, 880
- Purdue, 882
- (tie) Augusta and St. Mary's (CA), 885
- Florida, 891
- South Carolina, 895
- Campbell, 903
- Richmond, 906
- Colorado, 910
- Cleveland St., 914

2018

COLLEGE STATION REGIONAL

At Bryan, Texas - Traditions Club, May 14-16

- Texas A&M, 837
- Clemson, 846
- Baylor, 857
- UCLA, 866
- Kentucky, 874
- Ole Miss, 877
- South Carolina, 882
- Mississippi St., 885
- UNCW, 886
- Northern Colo., 894
- Georgia, 897
- Bradley, 901
- San Francisco, 904

COLUMBUS REGIONAL

At Columbus, Ohio - Ohio State University Golf Club, May 14-16

- Oklahoma St., 844
- Illinois, 852
- UNLV, 867
- Northwestern, 868
- Texas Tech, 870
- Penn St., 877
- Michigan St., 884
- Wake Forest, 887
- Louisville, 898
- (tie) Tennessee and Jacksonville, 900
- Yale, 914
- Cleveland St., 929

NORMAN REGIONAL

At Norman, Oklahoma - Jimmie Austin Golf Club, May 14-16

1. Oklahoma, 850
2. (tie) BYU and North Florida, 851
4. (tie) Auburn and Arkansas, 861
6. Florida St., 862
7. Virginia, 863
8. Pepperdine, 864
9. Nevada, 867
10. San Diego St., 870
11. Kansas City, 881
12. Sam Houston, 888
13. Navy, 921
14. Prairie View, 943

PACIFIC REGIONAL

At Stockton, California - Reserve at Spanos Park, May 14-16

1. Kansas, 844
2. Stanford, 845
3. Iowa St., 847
4. Alabama, 849
5. Oregon, 852
6. LSU, 857
7. Colorado, 862
8. TCU, 865
9. Southern California, 867
10. UNC Greensboro, 869
11. UC Irvine, 872
12. Kennesaw St., 878
13. North Dakota St., 886

RALEIGH REGIONAL

At Raleigh, North Carolina - Lonnie Poole Golf Club, May 14-16

1. Texas, 813
2. Duke, 830
3. NC State, 831
4. Augusta, 832
5. Arizona St., 834
6. Georgia Tech, 835
7. Middle Tenn., 836
8. (tie) Liberty and Missouri, 840
10. California, 845
11. Santa Clara, 846
12. Campbell, 848
13. Davidson, 877
14. Iona, 904

KISSIMMEE REGIONAL

At Kissimmee, Florida - Reunion Resort, May 14-16

1. Florida, 822
2. UCF, 834
3. Vanderbilt, 842
4. North Carolina, 843
5. Kent St., 844
6. Arizona, 846
7. Colorado St., 848
8. South Fla., 852
9. Purdue, 853
10. Coastal Carolina, 859

11. St. Mary's (CA), 863
12. Jacksonville St., 872
13. Georgetown, 882
14. Central Conn. St., 895

2019

ATHENS REGIONAL

At Athens, Georgia - University of Georgia Golf Club, May 13-15

1. Georgia, 844
2. Duke, 851
3. Vanderbilt, 853
4. SMU, 868
5. Liberty, 870
6. Tennessee, 873
7. Nevada, 875
8. Memphis, 877
9. Kentucky, 880
10. Campbell, 883
11. Alabama, 891
12. UNCW, 895
13. Princeton, 920

AUSTIN REGIONAL

At Austin, Texas - University of Texas Golf Club, May 13-15

1. Texas, 827
2. TCU, 847
3. Clemson, 851
4. Pepperdine, 858
5. Southern California, 860
6. Arkansas, 865
7. Iowa, 870
8. Marquette, 880
9. San Jose St., 888
10. Kansas City, 890
11. St. Mary's (CA), 891
12. Sam Houston, 896
13. Army West Point, 910
14. Prairie View, 924

LOUISVILLE REGIONAL

At Louisville, Kentucky - University of Louisville Golf Club, May 13-15

1. Oklahoma St., 838
2. Auburn, 842
3. Baylor, 845
4. Louisville, 859
5. North Florida, 860
6. West Virginia, 862
7. Mississippi St., 866
8. Iowa St., 867
9. Arizona, 869
10. Southern Ill., 877
11. Arkansas St., 878
12. New Mexico, 881
13. Jacksonville St., 886

MYRTLE BEACH REGIONAL

At Myrtle Beach, South Carolina - TPC of Myrtle Beach, May 12-15

1. Illinois, 839
2. Ohio St., 844
3. Wake Forest, 849
4. California, 850
5. UNLV, 856
6. Florida St., 857
7. Oregon, 863
8. Northwestern, 864
9. Texas Tech, 865
10. VCU, 879
11. Oregon St., 882
12. Cal St. Fullerton, 887
13. Middle Tenn., 892
14. Robert Morris, 908

PULLMAN REGIONAL

At Pullman, Washington - Palouse Ridge, May 13-15

1. Texas A&M, 807
2. BYU, 809
3. Oklahoma, 810
4. Georgia Tech, 818
5. South Carolina* and Colorado St., 819
7. Michigan St., 828
8. UCLA, 829
9. (tie) Kent St., Florida, and Purdue, 832
12. Northern Colo., 839
13. Wright St., 889
14. Iona, 902

STANFORD REGIONAL

At Stanford, California - Stanford Golf Course, May 13-15

1. Stanford, 817
2. (tie) Arizona St. and North Carolina, 829
4. Ga. Southern, 834
5. LSU, 842
6. Ole Miss, 843
7. Virginia, 847
8. (tie) NC State and South Fla., 849
10. Kansas, 852
11. UNC Greensboro, 858
12. Denver, 872
13. Augusta, 876

2020

Competition Canceled - COVID-19

2021

ALBUQUERQUE REGIONAL

At Albuquerque, New Mexico - University of New Mexico Championship Course, May 17-19

1. Texas Tech, 838
2. (tie) Arizona St. and Oregon St., 848
4. Oklahoma, 851
5. San Diego, 852
6. Texas A&M, 853
7. (tie) New Mexico and Stanford, 856
9. South Carolina, 861

- Boise St., 864
- Nevada, 868
- New Mexico St., 883
- Oakland, 900
- Prairie View, 944

CLE ELUM REGIONAL

At Cle Elum, Washington - Tumble Creek Club at Suncadia Resort, May 17-19

- ETSU, 838
- San Francisco, 848
- Wake Forest, 850
- Pepperdine, 851
- Florida, 858
- Denver, 861
- (tie) Washington and Utah, 867
- Arizona, 874
- Oregon, 876
- Iowa, 877
- Long Beach St., 882
- Mississippi St., 895

KINGSTON REGIONAL

At Kingston Springs, Tennessee - Golf Club of Tennessee, May 17-19

- Vanderbilt, 834
- Arkansas, 845
- San Diego St., 847
- (tie) Clemson and NC State, 849
- Charlotte, 851
- Virginia, 857
- Kent St., 860
- Houston, 866
- UTSA, 876
- Loyola Maryland, 893
- UConn, 895
- Iona, 933

NOBLESVILLE REGIONAL

At Noblesville, Indiana - Sagamore Golf Club, May 17-19

- Texas, 844
- (tie) North Carolina and Tennessee, 849
- Louisville, 854
- UAB, 859
- North Florida, 863
- Arkansas St., 874
- UNCW, 883
- South Fla., 889
- Campbell, 892
- UT Martin, 896
- Duke, 897
- Loyola Chicago, 910

STILLWATER REGIONAL

At Stillwater, Oklahoma - Karsten Creek, May 17-19

- Oklahoma St., 836
- Illinois, 850
- SMU, 864
- Sam Houston, 875
- Little Rock, 879
- (tie) Auburn and Baylor, 880

- Notre Dame, 884
- Northwestern, 889
- Ole Miss, 891
- Col. of Charleston, 901
- Middle Tenn., 903
- Alabama, 905

TALLAHASSEE REGIONAL

At Tallahassee, Florida - Seminole Legacy, May 17-19

- Florida St., 830
- Georgia, 847
- Georgia Tech, 848
- Liberty, 849
- TCU, 855
- Ohio St., 857
- Kansas, 858
- Ga. Southern, 864
- Indiana, 869
- (tie) LSU and Davidson, 874
- Southern California, 895
- Florida A&M, 902
- LIU, 935

2022

PALM BEACH REGIONAL

At Palm Beach Gardens, Florida - PGA National, May 16-18

- Vanderbilt, 844
- Florida St., 856
- Florida, 862
- South Fla., 876
- Col. of Charleston, 878
- Little Rock, 889
- Purdue, 890
- San Diego, 891
- Notre Dame, 896
- New Mexico, 902
- Davidson, 903
- Indiana, 910
- Charleston So., 935
- Loyola Maryland, 959

COLUMBUS REGIONAL

At Columbus, Ohio - Ohio State University Scarlet Course, May 16-18

- (tie) Georgia Tech and Oklahoma St., 842
- Ohio St., 856
- Arkansas, 859
- ETSU, 862
- (tie) Clemson and San Francisco, 866
- Duke, 867
- (tie) Wright St. and Kentucky, 868
- Northwestern, 872
- FGCU, 874
- Southern Ill., 909

NORMAN REGIONAL

At Norman, Oklahoma - Jimmie Austin Golf Club, May 16-18

- Oklahoma, 838

- Auburn, 848
- Ole Miss, 849
- Texas, 852
- Utah, 860
- South Carolina, 866
- Louisville, 871
- San Diego St., 873
- Kansas St., 882
- Missouri, 885
- Kent St., 888
- UT Martin, 910
- Rider, 916

STOCKTON REGIONAL

At Stockton, California - Reserve at Spanos Park, May 16-18

- Arizona St., 826
- Stanford, 836
- BYU, 837
- Oregon, 843
- Liberty, 846
- LSU, 848
- Denver, 849
- Washington, 853
- Nevada, 859
- Abilene Christian, 862
- UC Davis, 864
- Houston, 867
- UAB, 877
- Weber St., 889

BRYAN REGIONAL

At Bryan, Texas - Traditions Club, May 16-18

- Arizona, 851
- Pepperdine, 856
- Texas A&M, 860
- Georgia, 863
- Kansas, 867
- SMU, 878
- Tennessee, 880
- Michigan St., 884
- Oregon St., 885
- Colorado St., 888
- Boise St., 902
- Southeastern La., 903
- Texas Southern, 956

NEW HAVEN REGIONAL

At New Haven, Connecticut - Yale Golf Course, May 16-18

- Wake Forest, 814
- North Carolina, 821
- (tie) North Florida and Texas Tech, 824
- Ga. Southern, 834
- (tie) Illinois and Virginia, 838
- Seton Hall, 848
- UCF, 854
- Charlotte, 857
- Mississippi St., 860
- NC State, 869
- Yale, 879
- Sacred Heart, 913

AUBURN REGIONAL*At Auburn, Alabama - Auburn University Club, May 15-17*

1. Auburn, 863
2. Vanderbilt, 864
3. Chattanooga, 866
4. Ohio St., 872
5. Colorado St., 874
6. Washington, 880
7. Indiana, 881
8. Tennessee, 889
9. TCU, 895
10. Marquette, 896
11. Houston, 900
12. Siena, 926
13. Augusta., 927

SALEM REGIONAL*At Salem, South Carolina - The Cliffs at Keowee Falls, May 15-17*

1. Georgia Tech, 811
2. Arkansas, 819
3. North Carolina, 821
4. New Mexico, 822
5. (tie) Texas A&M* and Clemson, 835
7. (tie) Ga. Southern and San Diego St., 836
9. Northern Illinois, 841
10. Furman, 852
11. Middle Tennessee St., 856
12. Purdue, 862
13. Longwood, 874
14. Long Island, 876

BATH REGIONAL*At Bath, Michigan - Eagle Eye Golf Club, May 15-17*

1. Georgia 823
2. Illinois, 831
3. Oregon, 838
4. Florida, 840
5. Texas, 842
6. Kansas St., 845
7. Michigan St., 851
8. Liberty, 855
9. Little Rock, 864
10. (tie) San Diego and Illinois St., 869
12. Wisconsin, 873
13. Purdue Fort Wayne, 900

LAS VEGAS REGIONAL*At Las Vegas, Nevada - Bear's Best Las Vegas, May 15-17*

1. Arizona St., 805
2. Stanford, 807
3. Virginia, 815
4. San Francisco, 819
5. (tie) ETSU* and Northwestern, 821
7. Oklahoma St., 829
8. Cincinnati, 835
9. UNCG, 836

10. (tie) Oregon St. and Long Beach St., 841
12. Kansas City, 846
13. Davidson, 855
14. Lehigh, 880

NORMAN REGIONAL*At Norman, Oklahoma - Jimmie Austin OU Golf Club, May 15-17*

1. Alabama, 836
2. Oklahoma, 839
3. Colorado, 841
4. Texas Tech, 842
5. Duke, 843
6. North Florida, 844
7. Wake Forest, 854
8. LSU, 855
9. Kansas, 858
10. Ole Miss, 859
11. UNCW, 863
12. Princeton, 869
13. Louisiana, 974
14. Ark.-Pine Bluff, 926

MORGAN HILL REGIONAL*At Morgan Hill, California - The Institute Golf Club, May 15-17*

1. Mississippi St., 863
2. BYU, 868
3. Florida St., 871
4. Baylor, 873
5. Pepperdine, 875
6. California, 878
7. Missouri, 887
8. (tie) Arizona and Louisville, 889
10. NC State, 890
11. Grand Canyon, 895
12. Charlotte, 897
13. Northern Colorado, 927

Won tie-breaker and advanced to championship finals*REGIONAL RECORDS****LOWEST INDIVIDUAL ROUND**

- 61 (-10)—Nick Voke, Iowa St. (Par 71), 2017 Austin Regional.
- 62 (-10)—Christo Lampbrecht, Georgia Tech (Par 72), 2023 Salem Regional.
- 62 (-10)—Preston Summerhays, Arizona St. (Par 72), 2023 Las Vegas Regional.
- 62 (-8)—Jordan Niebrugge, Oklahoma St. (Par 70), 2015 New Haven Regional.
- 62 (-10)—Sam Smith, Southern California (Par 72), 2013 Pullman Regional.
- 62 (-10)—Blaine Hale, Oklahoma (Par 70), 2019 Pullman Regional.

LOWEST INDIVIDUAL 54-HOLE SCORE

- 196 (-20)—Ben James, Virginia (Par 72), 2023 Las Vegas Regional.
- 197 (-19)—Preston Summerhays, Arizona St. (Par 72), 2023 Las Vegas Regional.

- 198 (-18)—Ethan Ng, Stanford (Par 72), 2023 Las Vegas Regional.
- 198 (-18)—Matthew Anderson, San Francisco (Par 72), 2023 Las Vegas Regional.
- 198 (-18)—Benjamin Alvarado, Arizona St. (Par 72), 2007 West Regional.
- 199 (-17)—Ryan Burnett, North Carolina (Par 72), 2023 Salem Regional.

LOWEST TEAM ROUND

- 262 (-26)—Arizona St. (Par 72), 2023 Las Vegas Regional, 1st Rd.
- 266 (-22)—Arkansas (Par 72), 2023 Salem Regional, 1st Rd.
- 266 (-22)—Georgia Tech (Par 72), 2023 Salem Regional, 2nd Rd.
- 266 (-22)—Stanford (Par 72), 2023 Las Vegas Regional, 2nd Rd.
- 267 (-21)—Georgia Tech (Par 72), 2023 Salem Regional, 3rd Rd.
- 267 (-21)—Saint Mary's (Par 72), 2013 Pullman Regional, 1st Rd.
- 267 (-21)—Vanderbilt (Par 72), 2007 West Regional, 3rd Rd.
- 268 (-20)—San Francisco (Par 72), 2023 Las Vegas Regional, 2nd Rd.
- 268 (-20)—Northwestern (Par 72), 2023 Las Vegas Regional, 2nd Rd.
- 268 (-20)—UCLA (Par 72), 2007 West Regional, 1st Rd.

LOWEST TEAM 54-HOLE SCORE

- 805 (-59)—Arizona St. (Par 72), 2023 Las Vegas Regional.
- 807 (-57)—Stanford (Par 72), 2023 Las Vegas Regional.
- 811 (-53)—Georgia Tech (Par 72), 2023 Salem Regional.
- 818 (-49)—Virginia (Par 72), 2023 Las Vegas Regional.
- 819 (-45)—Arkansas (Par 72), 2023 Salem Regional.
- 819 (-44)—Texas (Par 72), 2016 Franklin Regional.
- 820 (-44)—UCLA (Par 72), 2007 West Regional.
- 821 (-44)—North Carolina (Par 72), 2023 Salem Regional.
- 821 (-43)—Northwestern (Par 72), 2023 Las Vegas Regional.
- 821 (-43)—San Francisco (Par 72), 2023 Las Vegas Regional.
- 821 (-43)—ETSU (Par 72), 2023 Las Vegas Regional.
- 822 (-42)—New Mexico (Par 72), 2023 Salem Regional.
- 822 (-42)—Florida (Par 72), 2018 Kissimmee Regional.
- 822 (-42)—UCLA (Par 72), 2007 West Regional.
- 824 (-40)—South Carolina (Par 72), 2007 West Regional.
- 824 (-40)—Arizona St. (Par 72), 2007 West Regional.

INDIVIDUAL AWARDS

ALL-AMERICANS

1989

First Team

Robert Gamez, Arizona
Doug Martin, Oklahoma
Phil Mickelson, Arizona St.
Chris Patton, Clemson
Matt Peterson, Georgia
Steve Stricker, Illinois
David Toms, LSU
Kevin Wentworth, Oklahoma St.

Second Team

David Bishop, UTEP
Randy Bridge, Fresno St.
Barry Fabian, Wake Forest
Matthew Lane, Oklahoma
Greg Leshner, LSU
John Lindberg, Colorado
Kevin Johnson, Clemson
David Sutherland, Fresno St.

Third Team

Richie Bryant, Ga. Southern
Chris Dimarco, Florida
Mike Heinen, Missouri St.
Per Johansson, Arizona St.
Bob May, Oklahoma St.
Tony Mollica, Wake Forest
Ted Tryba, Ohio St.
Zoran Zorkie, Houston

1990

First Team

Chris DiMarco, Florida
David Duval, Georgia Tech
Craig Hainline, Oklahoma St.
Dudley Hart, Florida
Phil Mickelson, Arizona St.
Chris Patton, Clemson
Kevin Wentworth, Oklahoma St.
Scott Medlin, Miami (FL)

Second Team

Paul Claxton, Georgia
Ben Furth, California
Hub Goyen, UNLV
Per Johansson, Arizona St.
Cliff Kresge, UCF
Jeff Lee, Oklahoma
Terrence Miskell, Augusta
Jason Widener, Duke

Third Team

Pat Bates, Florida
Oswald Drawdy, Clemson
John Karcher, Duke
Jim Lemon, Arizona St.
Bob May, Oklahoma St.
Craig Perks, Louisiana
Omar Uresti, Texas

1991

First Team

David Duval, Georgia Tech
Franklin Langham, Georgia
Shaun Micheel, Indiana
Phil Mickelson, Arizona St.
Christian Pena, Arizona
Warren Schutte, UNLV
Chris Smith, Ohio St.
Kevin Wentworth, Oklahoma St.
David Duval, Georgia Tech

Second Team

David Bishop, UTEP
Jeff Lee, Oklahoma
Kelly Mitchum, NC State
Pat Moore, North Carolina
Perry Moss, LSU
Justin Leonard, Texas
Bryan Pemberton, Southern California
Andrew Rice, UCF

Third Team

David Berganio, Arizona
Brian Bridges, Kent St.
Paul Claxton, Georgia
Brett Dean, Arizona St.
Scott DeSerrano, Oklahoma St.
Nicky Goetze, Clemson
Jimmy Green, Auburn
Craig Hainline, Oklahoma

1992

First Team

Tim Herron, New Mexico
David Kirkpatrick, Alabama
Justin Leonard, Texas
Phil Mickelson, Arizona St.
Deane Pappas, Arkansas
Harry Rudolph, Arizona
Warren Schutte, UNLV

Second Team

Alan Bratton, Oklahoma St.
Todd Demsey, Arizona St.
Todd Fischer, San Francisco
Jimmy Johnston, Georgia Tech
Hans Strom-Olson, UCF
Mike Weir, BYU
Manny Zerman, Arizona
Michael Christie, South Carolina

Third Team

Notah Begay, Stanford
David Berganio, Arizona
Christian Cevaer, Stanford
Brett Dean, Arizona St.
Brian Gay, Florida
Jean-Paul Hebert, Texas
Guy Hill, Miami (FL)
Mike McCaffrey, North Texas

1993

First Team

David Berganio, Arizona
Todd Demsey, Arizona St.
David Duval, Georgia Tech
Edward Fryatt, UNLV
Brian Gay, Florida
Tim Herron, New Mexico
Justin Leonard, Texas
Chris Tidland, Oklahoma St.
Manny Zerman, Arizona

Second Team

Joe Acosta, Fresno St.
Stewart Cink, Georgia Tech
Marco Gortana, Texas A&M
Nicky Goetze, Clemson
Joey Gullion, Minnesota
Guy Hill, Florida
Kelly Mitchum, NC State
Warren Schutte, UNLV

Third Team

Steve Burdick, Stanford
Bob Kalinowski, Colorado
Jack O'Keefe, Arkansas
Chris Riley, UNLV
Curt Sanders, Ohio St.
Taylor Tipton, Texas
Jon Veneziano, Hartford
David White, Arkansas

1994

First Team

Alan Bratton, Oklahoma St.
Bobby Cochran, Florida St.
Kris Cox, Oklahoma St.
Todd Demsey, Arizona St.
Patrick Lee, Oklahoma
Justin Leonard, Texas
Chris Riley, UNLV
Bud Still, Arkansas

Second Team

Joe Acosta, Fresno St.
Stewart Cink, Georgia Tech
Craig Cozby, Oklahoma
Eric Frishette, Kent St.
Bobby Kalinowski, Colorado
Casey Martin, Stanford
David Seawall, South Carolina
Chris Stutts, Arizona St.

Third Team

Notah Begay, Stanford
Kory Bowman, Baylor
Edward Fryatt, UNLV
Trip Kuehne, Oklahoma St.
Brad Lehmann, Florida
Kevin Marsh, Pepperdine
Del Ponchak, Maryland
Heath Slocum, South Alabama

1995

First Team

Alan Bratton, Oklahoma St.
Stewart Cink, Georgia Tech
Anthony Rodriguez, Texas A&M
Scott Rowe, Northwestern
Chip Spratlin, Auburn
Iain Steel, Auburn
Chris Tidland, Oklahoma St.
Charlie Wi, California
Tiger Woods, Stanford

Second Team

Notah Begay, Stanford
Chris Couch, Florida
Anders Hansen, Houston
Ryan Hietala, UTEP
Christian Raynor, Florida St.
Chris Riley, UNLV
Chris Wollmann, Ohio St.
Simon Cooke, Abilene Christian

Third Team

Craig Cozby, Oklahoma
Donnie Darr, Oklahoma St.
Todd Demsey, Arizona St.
Dennis Hillman, Tulsa
Trip Kuehne, Oklahoma St.
Ted Purdy, Arizona
Heath Slocum, South Alabama
Bud Still, Arkansas

1996

First Team

Tiger Woods, Stanford
Garrett Willis, ETSU
Brad Elder, Texas
Bud Still, Arkansas
Tim Clark, NC State
Brian Hull, Southern California
Aaron Oberholser, San Jose St.
Heath Slocum, South Alabama

Second Team

Grant Masson, Oklahoma
Leif Westerberg, Oklahoma St.
Randy Leen, Indiana
Graham Davidson, Ole Miss
Ted Purdy, Arizona
Trip Kuehne, Oklahoma
Jay Hobby, Auburn
Robert Floyd, Florida

Third Team

Hank Kuehne, SMU
Charles Warren, Clemson
Brian Bateman, LSU
Kris Cox, Oklahoma St.
Brian Novoa, Texas Tech
Josh McCumber, Florida
Brian Guetz, Oklahoma St.
Chad Campbell, UNLV

1997

First Team

Richard Coughlan, Clemson

Brad Elder, Texas
Chris Hanell, Arizona St.
Scott Johnson, Arizona St.
Joel Kribel, Stanford
Randy Leen, Indiana
Alberto Ochoa, TCU
Bo Van Pelt, Oklahoma St.
Charles Warren, Clemson

Second Team

Jason Buha, Duke
Tim Clark, NC State
Michael Connell, Mississippi St.
Doug LaBelle, New Mexico
Edward Loar, Oklahoma St.
Scott Rowe, Northwestern
Leif Westerberg, Oklahoma St.
Chris Wollmann, Ohio St.

Third Team

Matt Kuchar, Georgia Tech
Bill Lunde, UNLV
Todd Lynch, Wake Forest
Andy Miller, BYU
Arron Oberholser, San Jose St.
Rory Sabbatini, Arizona
Roger Tambellini, Southern California
Chad Wright, Southern California

1998

First Team

Tim Clark, NC State
J.J. Henry, TCU
Joel Kribel, Stanford
Matt Kuchar, Georgia Tech
James McLean, Minnesota
Bryce Molder, Georgia Tech
Jeremy Parrott, Georgia
Rory Sabbatini, Arizona
Charles Warren, Clemson

Second Team

Jeremy Anderson, UNLV
Paul Casey, Arizona St.
Hunter Haas, Oklahoma
Max Harris, North Carolina
Doug Labelle, New Mexico
Bill Lunde, UNLV
Kyle Voska, Miami (OH)
Hank Kuehne, SMU

Third Team

Ryan Armour, Ohio St.
David Christensen, ETSU
Michael Connell, Mississippi St.
Luke Donald, Northwestern
Brad Elder, Texas
Charles Howell, Oklahoma St.
Edward Loar, Oklahoma St.
Andy Miller, Oklahoma St.

1999

First Team

Jeremy Anderson, UNLV
Jonathan Byrd, Clemson
Luke Donald, Northwestern
John Engler, Clemson

David Gossett, Texas
Charles Howell, Oklahoma St.
Ryuji Imada, Georgia
Joel Kribel, Stanford
James McLean, Minnesota
Bryce Molder, Georgia Tech

Second Team

Paul Casey, Arizona St.
Ben Curtis, Kent St.
Michael Kirk, UNLV
Edward Loar, Oklahoma St.
Andy Miller, BYU
Jeff Quinney, Arizona St.
Jamie Rogers, Nebraska
Andy Sanders, Houston
Steve Scott, Florida
Kyle Thompson, South Carolina

Third Team

Jamie Broce, Ball St.
David Christensen, BYU
Wil Collins, New Mexico
Eric Ecker, South Carolina
Hunter Haas, Oklahoma
Max Harris, North Carolina
Troy Kelley, Washington
Michael Morrison, Georgia
D.A. Points, Illinois
Byron Schlagenhaut, UCLA

2000

First Team

Jeremy Anderson, UNLV
Paul Casey, Arizona St.
Jess Daley, Northwestern
Luke Donald, Northwestern
Lucas Glover, Clemson
David Gossett, Texas
Charles Howell, Oklahoma St.
Matt Kuchar, Georgia Tech
Bryce Molder, Georgia Tech
Alex Rocha, Mississippi St.

Second Team

Ricky Barnes, Arizona
Nick Cassini, Georgia
Ben Curtis, Kent St.
John Engler, Clemson
Max Harris, North Carolina
Edward Loar, Oklahoma St.
Martin Maritz, Tulsa
Andy Miller, BYU
Andy Sanders, Houston
Roland Thatcher, Auburn

Third Team

Jonathon Byrd, Clemson
Erik Compton, Georgia
Jamie Elson, Augusta
Derek Gillespie, Arizona
Anders Hultman, Oklahoma St.
Ryan King, Fresno St.
Micheal Kirk, UNLV
Jon Mills, Kent St.
Aaron Pellegrom, Baylor
Ryan Vermeer, Kansas

2001

First Team

Nick Cassini, Georgia
Luke Donald, Northwestern
John Engler, Clemson
Nick Gilliam, Florida
Lucas Glover, Clemson
Anders Hultman, Oklahoma St.
Matt Jones, Arizona St.
Jon Mills, Kent St.
Bryce Molder, Georgia Tech
Camilo Villegas, Florida
Chris Wisler, ETSU

Second Team

Ricky Barnes, Arizona
Erik Compton, Georgia
Jamie Elson, Augusta
David Inglis, Tulsa
Hunter Mahan, Southern California
Graeme McDowell, UAB
Bryant Odom, Georgia
Jeff Quinney, Arizona St.
Kyle Thompson, Southern California
Nick Watney, Fresno St.

Third Team

Bubba Dickerson, Florida
Ryan Hybl, Georgia
Criag Lile, Arkansas
Troy Matteson, Georgia Tech
David Miller, Georgia
Chris Nallen, Arizona
Wilhelm Schauman, Minnesota
David Sanchez, NC State
Jimmy Walker, Baylor
Oliver Wilson, Augusta

2002

First Team

Bill Haas, Wake Forest
Ryan Hybl, Georgia
Hunter Mahan, Oklahoma St.
Troy Matteson, Georgia Tech
Graeme McDowell, UAB
D.J. Trahan, Clemson
Camilo Villegas, Florida
Nick Watney, Fresno St.
Lee Williamson, Purdue
Oliver Wilson, Augusta

Second Team

Dustin Bray, North Carolina
Bredon de Jonge, Virginia Tech
Kevin Haefner, Auburn
Gregg Jones, Clemson
John Klauk, Texas
Brock Mackenzie, Washington
Kris Mikkelsen, Georgia Tech
David Skinns, Tennessee
Brandt Snedeker, Vanderbilt
Kevin Stadler, Southern California

Third Team

Jason Allred, Pepperdine
Bret Guetz, TCU

Jason Hartwick, Texas
John Holmes, Kentucky
John Kidwell, Oklahoma
Eric Jorgensen, Michigan St.
Justin Smith, Minnesota
Johnson Wagner, Virginia Tech
Justin Walters, NC State
Matt Weibring, Georgia Tech

2003

First Team

Ricky Barnes, Arizona
Dustin Bray, North Carolina
Alejandro Canizares, Arizona St.
Bill Haas, Wake Forest
Brock Mackenzie, Washington
Hunter Mahan, Oklahoma St.
Troy Matteson, Georgia Tech
Chris Nallen, Arizona
Brandt Snedeker, Vanderbilt
D.J. Trahan, Clemson
Nick Watney, Fresno St.

Second Team

Steve Conway, UCLA
Andrew Dahl, Arkansas
Brendon de Jonge, Virginia Tech
Jack Ferguson, Clemson
David Inglis, Tulsa
James Lepp, Illinois
Michael Letzig, New Mexico
Bruce McDonald, Col. of Charleston
Ryan Moore, UNLV
Oliver Wilson, Augusta

Third Team

Jason Hartwick, Texas
Matt Hendrix, Clemson
Patrick Nagle, Illinois
Adam Rubinson, TCU
Chris Stroud, Lamar University
Dan Swanson, UTEP
Peter Tomasulo, California
Camilo Villegas, Florida
Justin Walters, NC State
Lee Williams, Auburn

2004

First Team

Peter Tomasulo, California
Matt Every, Florida
Bill Haas, Wake Forest
Jason Hartwick, Texas
John Holmes, Kentucky
Brock Mackenzie, Washington
Chris Nallen, Arizona
Chris Stroud, Lamar University
Camilo Villegas, Florida

Second Team

Jack Ferguson, Clemson
Brad Heaven, Toledo
Matt Hendrix, Clemson
Travis Johnson, UCLA
Anthony Kim, Oklahoma
Spencer Levin, New Mexico

Jeff Overton, Indiana
Michael Putnam, Pepperdine
Chez Reavie, Arizona St.
Casey Wittenberg, Oklahoma St.

Third Team

Chris Barylka, UTEP
Alejandro Canizares, Arizona St.
Martin Laird, Colorado St.
Luke List, Vanderbilt
Nolan Martin, Colorado St.
Adam Meyer, TCU
Aron Price, Ga. Southern
Nathan Smith, Duke
Nicholas Thompson, Georgia Tech
Kane Webber, Colorado

2005

First Team

Ryan Blaum, Duke
Roberto Castro, Georgia Tech
Matt Every, Florida
Anthony Kim, Oklahoma
James Lepp, Washington
Spencer Levin, New Mexico
Ryan Moore, UNLV
Aaron Price, Ga. Southern
Michael Putnam, Pepperdine
Rhys Davies, ETSU
James Lepp, Washington
Pablo Martin, Oklahoma St.

Second Team

Oscar Alvarez, BYU
David Denham, Georgia
Kalle Edberg, Augusta
John Holmes, Kentucky
Chris Kirk, Georgia
Tyler Leon, Oklahoma St.
Jeff Overton, Indiana
Chan Song, Georgia Tech
Nicholas Thompson, Georgia Tech
Brendon Todd, Georgia

Third Team

Mark Anderson, South Carolina
Alejandro Canizares, Arizona St.
Dustin Johnson, Coastal Carolina
J.J. Killeen, TCU
Bronson La Cassie, Minnesota
Ross McGowan, Tennessee
Alex Noren, Oklahoma St.
Kyle Riefers, Wake Forest
Zack Robinson, Oklahoma St.
David Skinns, Tennessee

2006

First Team

Ryan Baca, Baylor
Alejandro Cañizares, Arizona St.
Rhys Davies, ETSU
Matt Every, Florida
Oscar Floren, Texas Tech
Billy Horschel, Florida
Dustin Johnson, Coastal Carolina
Chris Kirk, Georgia
Pablo Martin, Oklahoma St.
Jonathan Moore, Oklahoma St.

Second Team

Ryan Blaum, Duke
Jay Choi, New Mexico
Mark Haastrup, Georgia St.
Brian Harman, Georgia
Anthony Kim, Oklahoma
Kyle Reifers, Wake Forest
Brett Stegmaier, Florida
Cameron Tringale, Georgia Tech
Dawie Van Der Walt, Lamar University

Third Team

Andrew Dresser, Texas Tech
Andres Gonzales, UNLV
Rob Grube, Stanford
Kevin Larsen, Georgia Tech
Niklas Lemke, Arizona St.
Stephen Lewton, NC State
Alex Prugh, Washington
Martin Ureta, North Carolina
James Vargas, Florida
Taylor Wood, Southern California

2007

First Team

Rhys Davies, ETSU
Billy Horschel, Florida
Dustin Johnson, Coastal Carolina
Chris Kirk, Georgia
Niklas Lemke, Arizona St.
Jamie Lovemark, Southern California
Kyle Stanley, Clemson
Daniel Summerhays, BYU
Brendon Todd, Georgia
Dawie Van Der Walt, Lamar University

Second Team

Benjamin Alvarado, Arizona St.
Charlie Beljan, New Mexico
Jonas Blixt, Florida St.
Joseph Bramlett, Stanford
Roberto Castro, Georgia Tech
Kevin Chappell, UCLA
Rob Grube, Stanford
Brian Harman, Georgia
Michael Thompson, Alabama
Cameron Tringale, Georgia

Third Team

Bronson Burgoon, Texas A&M
Derek Fathauer, Louisville
Matt Harmon, Michigan St.
Colt Knost, SMU

Lucas Lee, UCLA
Brian Locke, LMU (CA)
Zack Miller, Stanford
Matthew Savage, Stanford
Joel Sjoholm, Georgia St.
Martin Ureta, North Carolina

2008

First Team

Jonas Blixt, Florida St.
Jorge Campillo, Indiana
Kevin Chappell, UCLA
Rickie Fowler, Oklahoma St.
Rory Hie, Southern California
Sihwan Kim, Stanford
Jamie Lovemark, Southern California
Webb Simpson, Wake Forest
Joel Sjohom, Georgia St.
Michael Thompson, Alabama

Second Team

Chesson Hadley, Georgia Tech
Russell Henley, Georgia
Jonathan Hodge, Chattanooga
Billy Horschel, Florida
Troy Merritt, Boise St.
Adam Mitchell, Georgia
Gareth Shaw, ETSU
Ryan Spears, Wichita St.
Zack Sucher, UAB
Hudson Swafford, Georgia

Third Team

Jonas Enander Hedin, Charlotte
Harris English, Georgia
Derek Fathauer, Louisville
Erik Flores, UCLA
Aaron Goldberg, San Diego St.
Rob Grube, Stanford
Charlie Holland, Texas
Henrik Norlander, Augusta
Kevin O'Connell, North Carolina
Jurrian van der Vaart, Virginia Tech

2009

First Team

Jorge Campillo, Indiana
Rickie Fowler, Oklahoma St.
Matthew Giles, Southern California
Matt Hill, NC State
Morgan Hoffmann, Oklahoma St.
Billy Horschel, Florida
Kyle Stanley, Clemson
Nick Taylor, Washington
Cameron Tringale, Georgia Tech
Mike Van Sickle, Marquette

Second Team

Blayne Barber, UCF
Bronson Burgoon, Texas A&M
Bud Cauley, Alabama
Erik Flores, UCLA
Brian Harman, Georgia
Russell Henley, Georgia
Scott Langley, Illinois
John Peterson, LSU

Hudson Swafford, Georgia
Steve Ziegler, Stanford

Third Team

Zack Byrd, Coastal Carolina
Harris English, Georgia
Kevin Foley, Penn St.
Dustin Garza, Wichita St.
Andrew Landry, Arkansas
Richard Lee, Washington
Trent Leon, Oklahoma St.
Steve Saunders, New Mexico
Darren Wallace, Washington
Drew Weaver, Virginia Tech

2010

First Team

John Chin, UC Irvine
Nils Floren, Texas Tech
Dustin Garza, Wichita St.
Russell Henley, Georgia
Scott Langley, Illinois
Andrea Pavan, Texas A&M
Jonathan Randolph, Ole Miss
Nick Taylor, Washington
Peter Uihlein, Oklahoma St.
Diego Velasquez, Oregon St.
Eugene Wong, Oregon

Second Team

Bud Cauley, Alabama
Sean Dale, North Florida
Harris English, Georgia
Morgan Hoffman, Oklahoma St.
Daniel Miernicki, Oregon
Corey Nagy, Charlotte
Henrick Norlander, Augusta
Patrick Reed, Augusta
Kevin Tway, Oklahoma St.
Chris Ward, Texas Tech

Third Team

George Bryan IV, South Carolina
David Chung, Stanford
Derek Ernst, UNLV
Dylan Frittelli, Texas
Brendan Gielow, Wake Forest
Cody Gribble, Texas
Jesper Kennegard, Arizona St.
Brooks Koepka, Florida St.
Richard Lee, Washington
Chris Williams, Washington

2011

First Team

Patrick Cantlay, UCLA
Bud Cauley, Alabama
Luke Guthrie, Illinois
Morgan Hoffman, Oklahoma St.
John Peterson, LSU
Patrick Reed, Augusta
Kevin Tway, Oklahoma St.
Bank Vongvanij, Florida
James White, Georgia Tech
Andrew Yun, Stanford
Ricardo Gouveia, UCF

John Jackson, Cal St. Monterey Bay
Jose Joia, UCF

Second Team

Blayne Barber, Auburn
Phillip Choi, Florida
Harris English, Georgia
J.T. Griffin, Georgia Tech
Jeff Karlsson, Kennesaw St.
Henrik Norlander, Augusta
Jordan Russell, Texas A&M
Kyle Scott, Georgia Tech
Cory Whitsett, Alabama
Chris Williams, Washington
Aaron Watkins, Kansas St.

Third Team

Andres Echavarria, Florida
Ignacio Elvira, Texas A&M
Nils Floren, Texas Tech
Dylan Frittelli, Texas
Vince India, Iowa
Lion Kim, Michigan
Ben Kohles, Virginia
Gregor Main, UCLA
Jason Milliard, Middle Tenn.
J.J. Spaun, San Diego St.

2012

First Team

Blayne Barber, Auburn
Julien Brun, TCU
Dylan Frittelli, Texas
Stephen Jaeger, Chattanooga
Daniel Miernicki, Oregon
Thomas Pieters, Illinois
Jordan Spieth, Texas
Justin Thomas, Alabama
Chris Williams, Washington
Chris Williams, Washington
Eugene Wong, Oregon

Second Team

Pedro Figueiredo, UCLA
Luke Guthrie, Illinois
Brooks Koepka, Florida St.
Ben Kohles, Virginia
Cheng-Tsung Pan, Washington
J.J. Spaun, San Diego St.
T.J. Vogel, Florida
Cory Whitsett, Alabama

Third Team

Zac Blaire, BYU
Alex Ching, San Diego
Max Homa, California
Joakim Mikkelsen, Baylor
Julian Suri, Duke
Julio Vegas, Texas
James White, Georgia Tech
Peter Williamson, Dartmouth
Bobby Wyatt, Alabama

2013

First Team

Daniel Berger, Florida St.
Julien Brun, TCU

Greg Eason, UCF
James Erkenbeck, New Mexico
Max Homa, California
Michael Kim, California
Cheng-Tsung Pan, Washington
Patrick Rodgers, Stanford
Brandon Stone, Texas
Michael Weaver, California
Cory Whitsett, Alabama

Second Team

Albin Choi, NC State
Sean Dale, North Florida
Scott Fernandez, Iowa St.
Pedro Figueiredo, UCLA
Brandon Hagy, California
Brinson Paolini, Duke
Joel Stalter, California
Justin Thomas, Alabama
Chris Williams, Washington
Bobby Wyatt, Alabama

Third Team

Anders Albertson, Georgia Tech
Sebastian Cappelen, Arkansas
Corey Connors, Kent St.
Oliver Goss, Tennessee
Gavin Green, New Mexico
MJ Maguire, North Florida
Thomas Pieters, Illinois
Ollie Schniederjans, Georgia Tech
Pontus Widegren, UCLA
Cameron Wilson, Stanford

2014

First Team

Julien Brun, TCU
Ollie Schniederjans, Georgia Tech
Patrick Rodgers, Stanford
Cameron Wilson, Stanford
Bobby Wyatt, Alabama
Brandon Hagy, California
Joel Stalter, California
Greg Eason, UCF
Scott Vincent, Virginia Tech

Second Team

Seth Reeves, Georgia Tech
Wyndham Clark, Oklahoma St.
Bryson Dechambeau, SMU
Trey Mullinax, Alabama
Sebastian Cappelen, Arkansas
Joey Garber, Georgia
Roman Robledo, Houston
Brian Campbell, Illinois
Gavin Green, New Mexico
Denny McCarthy, Virginia

Third Team

Jack Maguire, Florida St.
Stewart Jolly, LSU
Talor Gooch, Oklahoma St.
Cory Whitsett, Alabama
Paul Dunne, UAB
Ricardo Gouveia, UCF
Emilio Cuartero, Missouri
Chase Koepka, South Fla.

Rico Hoey, Southern California
Trevor Cone, Virginia Tech

2015

First Team

Bryson Dechambeau, SMU
Gavin Green, New Mexico
Beau Hossler, Texas
Lee McCoy, Georgia
Maverick McNealy, Stanford
Cheng-Tsung Pan, Washington
Jon Rahm, Arizona St.
Max Rotluff, Arizona St.
Ollie Schniederjans, Georgia Tech
Robby Shelton, Alabama
Hunter Stewart, Vanderbilt

Second Team

Brian Campbell, Illinois
Charlie Danielson, Illinois
Thomas Detry, Illinois
Joathan Garrick, UCLA
Kyle Jones, Baylor
Hank Lebioda, Florida St.
Jack Maguire, Florida St.
Scottie Scheffler, Texas
Clement Sordet, Texas Tech
Will Starke, South Carolina

Third Team

Sean Crocker, Southern California
Michael Gellerman, Oklahoma
Denny McCarthy, Virginia
Adrian Meronk, ETSU
Matt NeSmith, South Carolina
JT Poston, Western Caro.
Xander Schauffele, San Diego St.
Matthias Schwab, Vanderbilt
Zach Seabolt, Winthrop
Will Zalatoris, Wake Forest

2016

First Team

Sam Horsfield, Florida
Charlie Danielson, Illinois
Beau Hossler, Texas
Lee McCoy, Georgia
Maverick McNealy, Stanford
Matthew NeSmith, South Carolina
Jon Rahm, Arizona St.
Matthias Schwab, Vanderbilt
Robby Shelton, Alabama
Aaron Wise, Oregon

Second Team

Thomas Detry, Illinois
Doug Ghim, Texas
Gavin Hall, Texas
Rico Hoey, Southern California
Michael Johnson, Auburn
KK Limbhasut, California
Nahum Mendoza III, San Diego St.
Adrian Meronk, ETSU
Antoine Rozner, Kansas City
Zach Wright, LSU

Third Team

Derek Bard, Virginia
Paul Barjon, TCU
Stephen Behr, Clemson
Will Gordon, Vanderbilt
Chase Koepka, South Fla.
Tyler McDaniel, Kentucky
Max McGreevy, Oklahoma
Collin Morikawa, California
Greyson Sigg, Georgia
Kristoffer Ventura, Oklahoma St.

2017

First Team

Sam Burns, LSU
Wyndham Clark, Oregon
Patrick Martin, Vanderbilt
Maverick McNealy, Stanford
Dylan Meyer, Illinois
Collin Morikawa, California
John Oda, UNLV
Jimmy Stanger, Virginia
Braden Thornberry, Ole Miss
Will Zalatoris, Wake Forest

Second Team

Sean Crocker, Southern California
Jared du Toit, Arizona St.
Doug Ghim, Texas
Nick Hardy, Illinois
Rico Hoey, Southern California
Chandler Phillips, Texas A&M
Matthias Schwab, Vanderbilt
Alejandro Tosti, Florida
Dylan Wu, Northwestern
Norman Xiong, Oregon

Third Team

Dawson Armstrong, Lipscomb
Cameron Champ, Texas A&M
Cristobal Del Solar, Florida St.
Theo Humphrey, Vanderbilt
Matthew Perrine, Baylor
Doc Redman, Clemson
Scottie Scheffler, Texas
Greyson Sigg, Georgia
Justin Suh, Southern California
Sahith Theegala, Pepperdine

2018

First Team

Shintaro Ban, UNLV
Broc Everett, Augusta
Doug Ghim, Texas
Nick Hardy, Illinois
Viktor Hovland, Oklahoma St.
Theo Humphrey, Vanderbilt
Collin Morikawa, California
Chandler Phillips, Texas A&M
Justin Suh, Southern California
Matthew Wolff, Oklahoma St.
Norman Xiong, Oregon

Second Team

Zach Bauchou, Oklahoma St.
George Cunningham, Arizona

Brad Dalke, Oklahoma
Stephen Franken, NC State
Ian Holt, Kent St.
Dylan Meyer, Illinois
Kyle Mueller, Michigan
Bryson Nimmer, Clemson
Lorenzo Scalise, Tennessee
Braden Thornberry, Ole Miss

Third Team

Dawson Armstrong, Lipscomb
Hayden Buckley, Missouri
Patrick Fishburn, BYU
Luis Gagne, LSU
Lee Hodges, Alabama
Brandon Mancheno, Auburn
John Pak, Florida St.
Davis Riley, Alabama
Scottie Scheffler, Texas
Thomas Walsh, Virginia

2019

First Team

Steven Fisk, Ga. Southern
Will Gordon, Vanderbilt
Cole Hammer, Texas
Viktor Hovland, Oklahoma St.
Collin Morikawa, California
Bryson Nimmer, Clemson
John Pak, Florida St.
Justin Suh, Southern California
Matthew Wolff, Oklahoma St.
Chun An Yu, Arizona St.

Second Team

Peter Kuest, BYU
Andy Ogletree, Georgia Tech
Chandler Phillips, Texas A&M
Trent Phillips, Georgia
Isaiah Salinda, Stanford
Matthias Schmid, Louisville
Sandy Scott, Texas Tech
Alex Smalley, Duke
Brandon Wu, Stanford
Cameron Young, Wake Forest

Third Team

John Augenstein, Vanderbilt
Chandler Eaton, Duke
Austin Eckroat, Oklahoma St.
Blake Elliott, McNeese St.
Philip Knowles, North Florida
Patrick Martin, Vanderbilt
Stefano Mazzoli, TCU
Mac Meissner, SMU
Luke Schniederjans, Georgia Tech
Scott Stevens, South Carolina

2020

First Team

John Augenstein, Vanderbilt
John Axelsen, Florida
Ricky Castillo, Florida
Quade Cummins, Oklahoma
Cooper Dossey, Baylor
Peter Kuest, BYU

William Mouw, Pepperdine
Trent Phillips, Georgia
Garett Reband, Oklahoma
Sahith Theegala, Pepperdine
Davis Thompson, Georgia

Second Team

Jonathan Brightwell, UNC Greensboro
Pierceson Coody, Texas
Austin Eckroat, Oklahoma St.
Noah Goodwin, SMU
Evan Katz, Duke
Mac Meissner, SMU
Andy Ogletree, Georgia Tech
John Pak, Florida St.
Adrien Pendaries, Duke
Mark Power, Wake Forest
Sandy Scott, Texas Tech

Third Team

Puwit Anupansuebsai, San Diego St.
Devon Bling, UCLA
Sam Choi, New Mexico
Angus Flanagan, Minnesota
Christopher Gotterup, Rutgers
Walker Lee, Texas A&M
Yuxin Lin, Southern California
David Perkins, Illinois St.
Jovan Rebula, Auburn
Cameron Sisk, Arizona St.
Trevor Werbylo, Arizona
Rhys Nevin, Tennessee

2021

First Team

Ludvig Aberg, Texas Tech
Sam Bennett, Texas A&M
Eugenio Chacarra, Oklahoma St.
Pierceson Coody, Texas
Alex Fitzpatrick, Wake Forest
Peter Fountain, North Carolina
Nick Gabrelcik, North Florida
Noah Goodwin, SMU
Ryan Hall, South Carolina
John Pak, Florida St.
Turk Pettit, Clemson
Davis Thompson, Georgia

Second Team

Jacob Bridgeman, Clemson
Jonathan Brightwell, Oklahoma
Adrien Durmont de Chassart, Illinois
Michael Feagles, Illinois
Bo Jin, Oklahoma St.
William Moll, Vanderbilt
Vincent Norman, Florida St.
David Puig, Arizona St.
Brad Reeves, Arizona
Kieran Vincent, Liberty
Joey Vrzich, Pepperdine

Third Team

Puwit Anupansuebsai, San Diego St.
Quade Cummins, Oklahoma
Austin Eckroat, Oklahoma St.
William Holcomb, Sam Houston
Ryggs Johnston, Arizona St.

Logan McAllister, Oklahoma
 Dylan Menante, Pepperdine
 Garrett Reband, Oklahoma
 Benjamin Shipp, NC State
 Hugo Townsend, Boise St.
 Chun An Yu, Arizona St.

2022

First Team

Ludvig Aberg, Texas Tech
 Sam Bennett, Texas A&M
 Fred Biondi, Florida
 Eugenio Chacarra, Oklahoma St.
 Chris Gotterup, Oklahoma
 RJ Manke, Washington
 Logan McAllister, Oklahoma
 Trent Phillips, Georgia
 Gordon Sargent, Vanderbilt
 Cole Sherwood, Vanderbilt

Second Team

Michael Brennan, Wake Forest
 Jacob Bridgeman, Clemson
 J.M. Butler, Auburn
 Pierceson Coody, Texas
 Reid Davenport, Vanderbilt
 Adrien Dumont de Chassart, Illinois
 Ryan Gerard, North Carolina
 Jackson Suber, Ole Miss
 Michael Thorbjornsen, Stanford
 Travis Vick, Texas

Third Team

Mason Andersen, Arizona St.

Nick Gabrelcik, North Florida
 Aman Gupta, Oklahoma St.
 Cole Hammer, Texas
 Thomas Hutchison, UC Davis
 Palmer Jackson, Notre Dame
 Johnny Keefer, Baylor
 Walker Lee, Texas A&M
 Maxwell Moldovan, Ohio St.
 Brian Stark, Oklahoma St.

2023

First Team

Ludvig Aberg, Texas Tech
 Fred Biondi, Florida
 Adrien Dumont de Chassart, Illinois
 David Ford, North Carolina
 Ben James, Virginia
 Tommy Kuhl, Illinois
 Christo Lampbrecht, Georgia Tech
 Gordon Sargent, Vanderbilt
 Preston Summerhays, Arizona St.
 Caleb Surratt, Tennessee
 Michael Thorbjornsen, Stanford

Second Team

Nick Dunlap, Alabama
 Nick Gabrelcik North Florida
 Ian Gilligan, Long Beach St.
 Derek Hitchner, Pepperdine
 Yuxin Lin, Florida
 Christaan Maas, Texas
 Maxwell Moldovan, Ohio St.
 Brett Roberts, Florida St.

Ross Steelman, Georgia Tech
 Sampson Zheng, California

Third Team

Cole Anderson, Florida St.
 Owen Avrit, Oregon
 Ryan Burnett, North Carolina
 Sam Choi, Pepperdine
 Canon Claycomb, Alabama
 Austin Greaser, North Carolina
 Dylan Menante, North Carolina
 William Moll, Vanderbilt
 William Mouw, Pepperdine
 Herman Sekne, Purdue.

NCAA ELITE 90 AWARD WINNERS

Year	Honoree	School	Class.	GPA	Major
2010	Jack Dukeminier	Oregon	Sr.	4.000	Economics
2011	Ben Greene	Kennesaw St.	Jr.	4.000	Finance
2012	Cory Whitsett	Alabama	So.	3.984	Management
2013	Cory Whitsett	Alabama	Jr.	3.967	Management
2014	Collin Foster	Iowa St.	So.	3.940	Biology
2015	Tolver Dozier	Troy	Sr.	3.930	Marketing
2016	Stephen Behr, Jr.	Clemson	Sr.	3.93	Neuroscience
2017	Sam Uhlund	Jacksonville	So.	4.00	Accounting
2018	Colin Kober	Baylor	So.	4.0	Accounting
2019	Colin Kober	Baylor	Jr.	4.0	Accounting
2020	No selection - Championship Canceled (COVID-19)				
2021	Kyle Hogan	Texas Tech	Sr.	4.0	Finance
2022	Adrian Vagberg	VCU	Sr.	4.0	Physics
2023	Ford Clegg	Mississippi St.	Sr.	4.0	Finance

MATCH PLAY BRACKETS



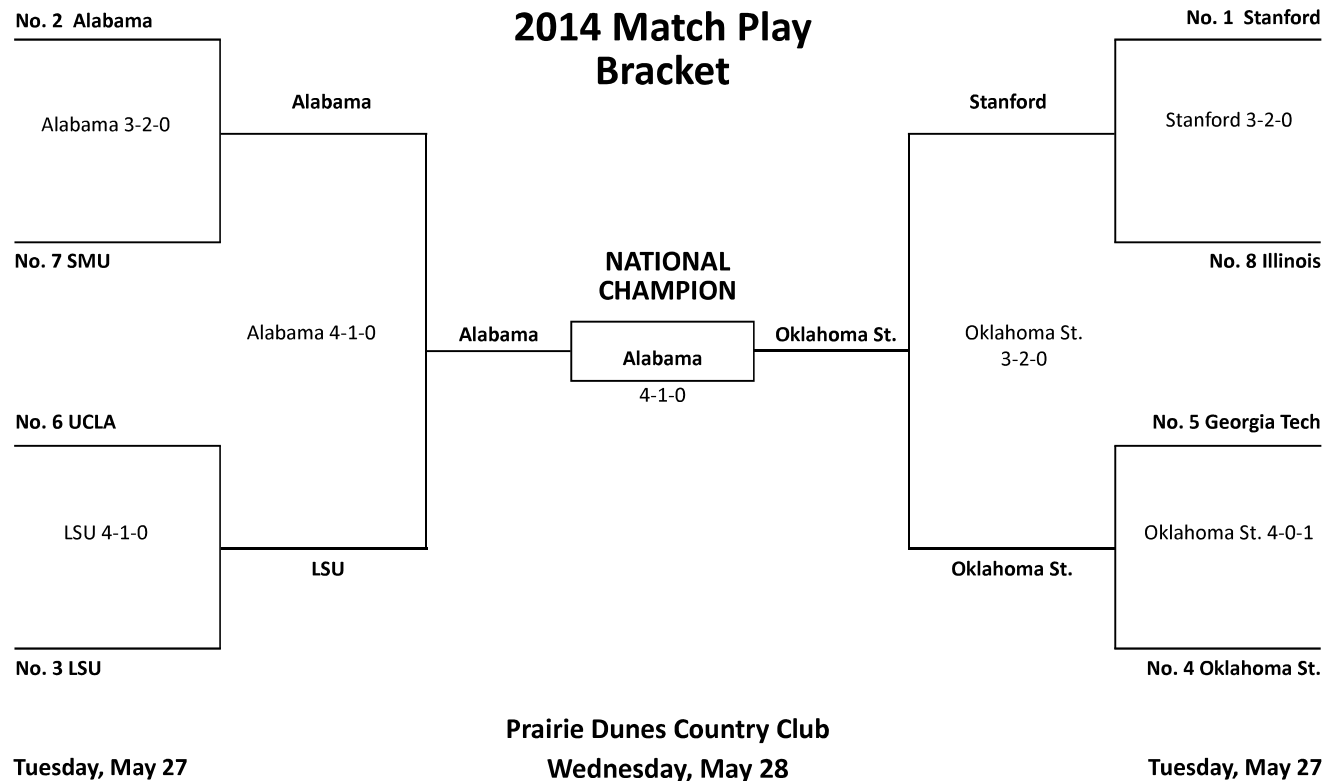


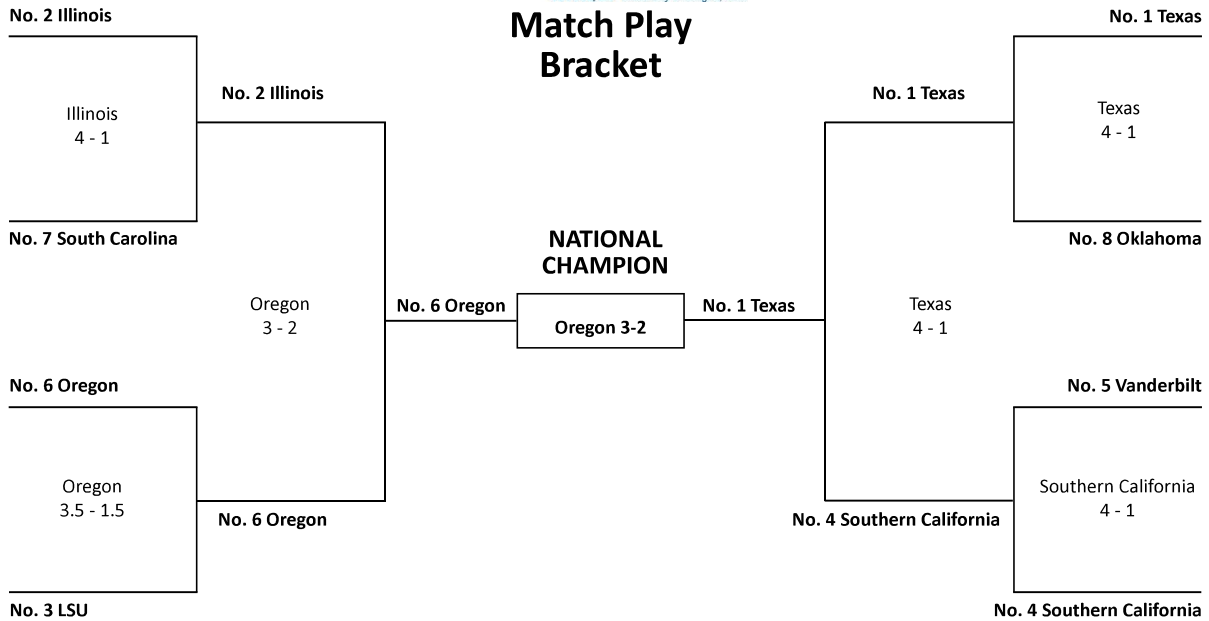


2013 Match Play Bracket




2014 Match Play Bracket







Match Play Bracket



TUESDAY 5/30

WEDNESDAY 5/31

TUESDAY 5/30



Match Play Bracket



TUESDAY 5/29

WEDNESDAY 5/30

TUESDAY 5/29



No 2020 CHAMPIONSHIP - SEASON CANCELED - COVID-19

