

DIVISION II WRESTLING CHAMPIONSHIPS RECORDS BOOK

2024 Championships	2
History.....	13
Individual National Champions.....	18
Team Finishes.....	22
All-Time Team Results.....	27



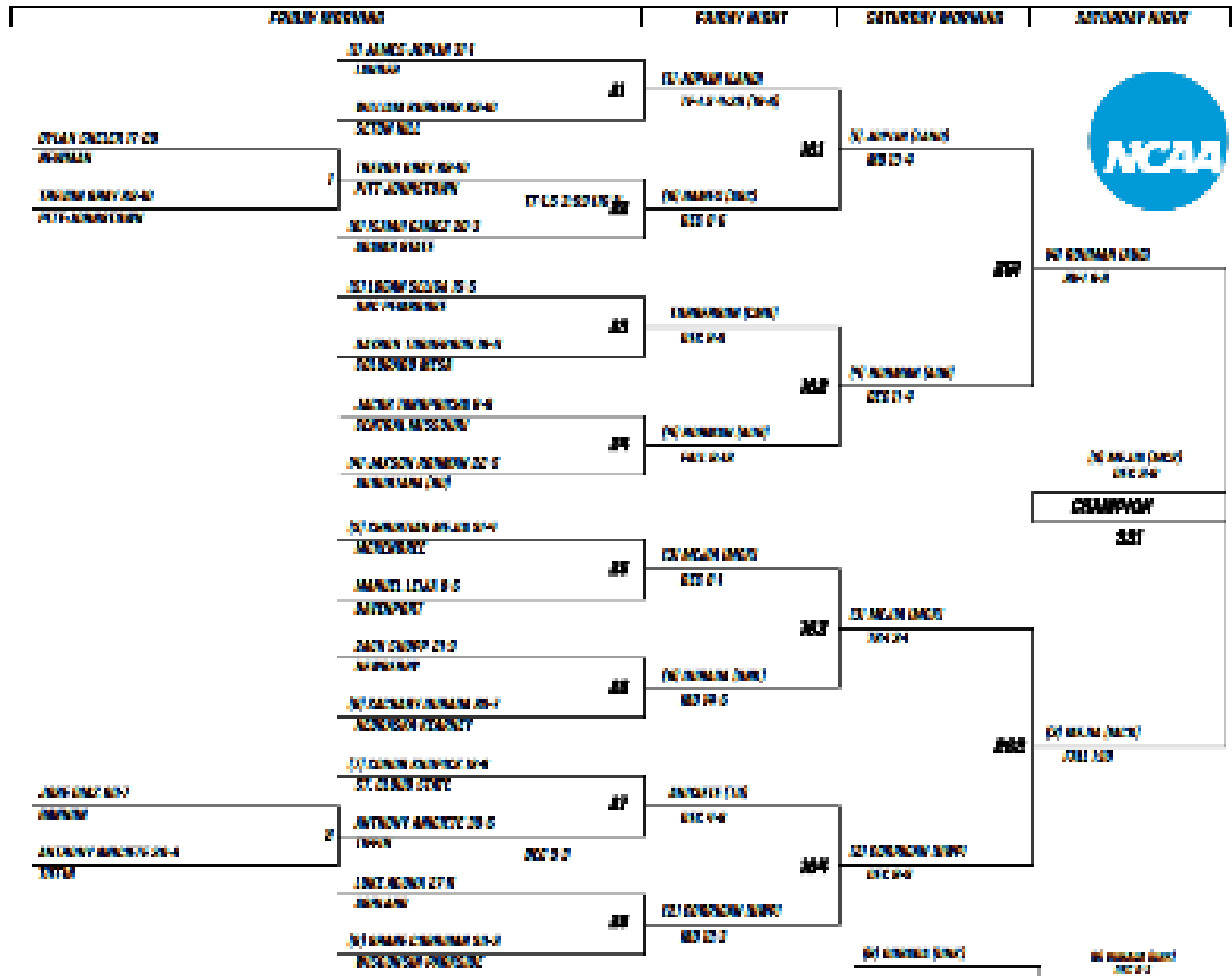
2024 CHAMPIONSHIPS

Place	Team	Score	Place	Team	Score
1	Central Okla.	110	27	Notre Dame (OH)	12½
2	Lander	86½	28	Central Mo.	10
3	Neb.-Kearney	77½	29	Ashland	8½
4	McKendree	73		Mercyhurst	8½
5	St. Cloud St.	64	31	Newberry	8
6	Pitt.-Johnstown	45	32	Colorado Mesa	6½
7	Wis.-Parkside	41	33	Frostburg St.	4½
8	Augustana (SD)	40½	34	Davenport	4
9	UIndy	37½	36	Ouachita Baptist	2½
10	Adams St.	33½	37	Chadron St.	1
	UNC Pembroke	33½		Fort Hays St.	1
12	Glenville St.	32½		Limestone	1
13	West Liberty	32		Simon Fraser	1
14	Grand Valley St.	31		Sioux Falls	1
15	Northern St.	29	42	CSU Pueblo	½
16	Kutztown	27	43	Coker	0
17	Upper Iowa	25		Emmanuel (GA)	0
18	Gannon	24½		Fairmont St.	0
19	Tiffin	23½		King (TN)	0
20	Maryville (MO)	22½		Newman	0
21	Montevallo	21½		San Fran. St.	0
22	Western Colo.	20½		Seton Hill	0
23	Millersville	19		Southwest Minn. St.	0
24	Mary	18½			
25	Colo. Sch. of Mines	17			
26	Lake Erie	14½			

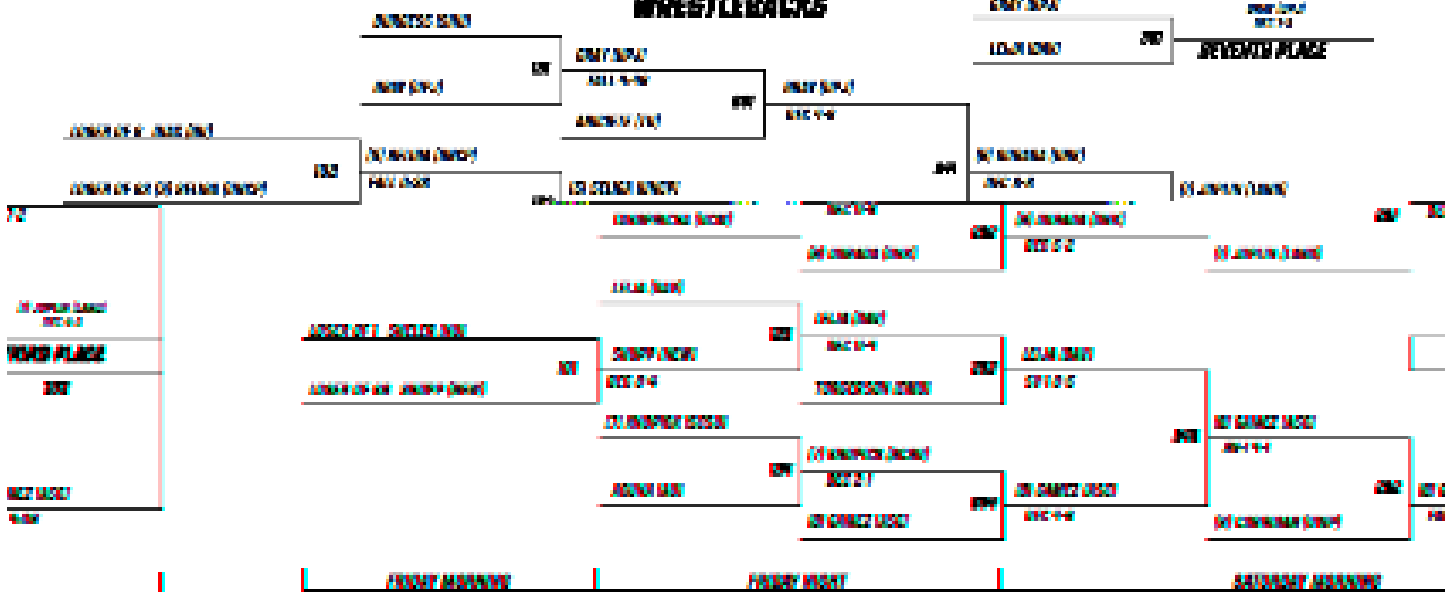


2024 NCAA DIVISION II WRESTLING CHAMPIONSHIPS

125 CHAMPIONSHIP




WRESTLEBACKS

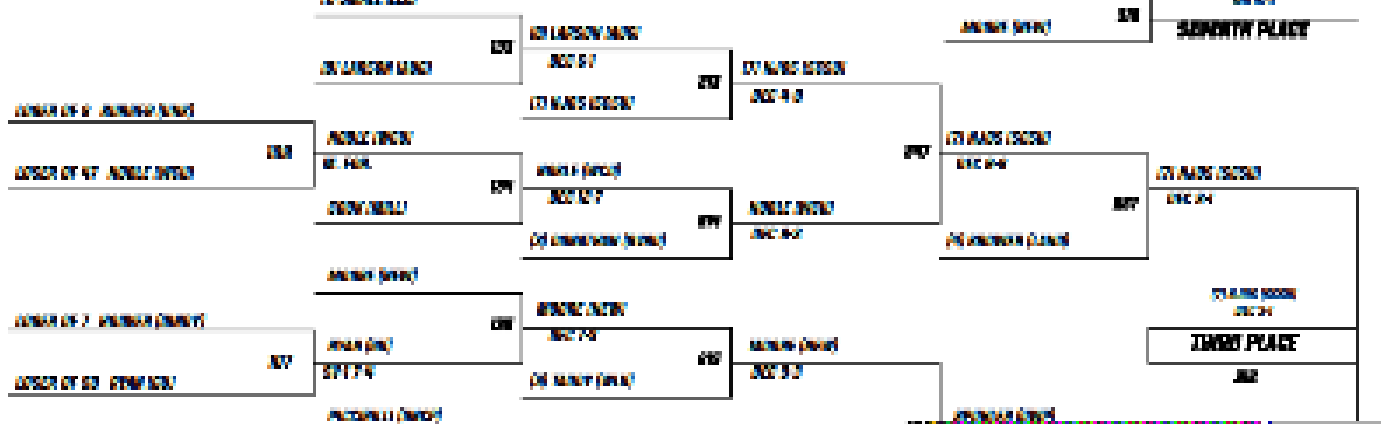


2024 NCAA DIVISION II WRESTLING CHAMPIONSHIPS

148 CHAMPIONSHIP



WRESTLEBACKS



2024 NCAA DIVISION II WRESTLING CHAMPIONSHIPS

157 CHAMPIONSHIP



FRIDAY EVENING	FRIDAY NIGHT	SATURDAY MORNING	SATURDAY AFTERNOON
<p>(1) NORTH CAROLINA STATE STATE COLLEGE</p> <p>(2) NORTH CAROLINA STATE STATE COLLEGE</p> <p>(3) NORTH CAROLINA STATE STATE COLLEGE</p>	<p>(4) NORTH CAROLINA STATE STATE COLLEGE</p> <p>(5) NORTH CAROLINA STATE STATE COLLEGE</p>	<p>(6) NORTH CAROLINA STATE STATE COLLEGE</p> <p>(7) NORTH CAROLINA STATE STATE COLLEGE</p>	<p>(8) NORTH CAROLINA STATE STATE COLLEGE</p> <p>(9) NORTH CAROLINA STATE STATE COLLEGE</p>

FRIDAY EVENING	FRIDAY NIGHT	SATURDAY MORNING	SATURDAY AFTERNOON
<p>(1) NORTH CAROLINA STATE STATE COLLEGE</p> <p>(2) NORTH CAROLINA STATE STATE COLLEGE</p>	<p>(3) NORTH CAROLINA STATE STATE COLLEGE</p> <p>(4) NORTH CAROLINA STATE STATE COLLEGE</p>	<p>(5) NORTH CAROLINA STATE STATE COLLEGE</p> <p>(6) NORTH CAROLINA STATE STATE COLLEGE</p>	<p>(7) NORTH CAROLINA STATE STATE COLLEGE</p> <p>(8) NORTH CAROLINA STATE STATE COLLEGE</p>


FRIDAY EVENING	FRIDAY NIGHT	SATURDAY MORNING	SATURDAY AFTERNOON
<p>(1) NORTH CAROLINA STATE STATE COLLEGE</p> <p>(2) NORTH CAROLINA STATE STATE COLLEGE</p>	<p>(3) NORTH CAROLINA STATE STATE COLLEGE</p> <p>(4) NORTH CAROLINA STATE STATE COLLEGE</p>	<p>(5) NORTH CAROLINA STATE STATE COLLEGE</p> <p>(6) NORTH CAROLINA STATE STATE COLLEGE</p>	<p>(7) NORTH CAROLINA STATE STATE COLLEGE</p> <p>(8) NORTH CAROLINA STATE STATE COLLEGE</p>

FRIDAY EVENING	FRIDAY NIGHT	SATURDAY MORNING	SATURDAY AFTERNOON
<p>(1) NORTH CAROLINA STATE STATE COLLEGE</p> <p>(2) NORTH CAROLINA STATE STATE COLLEGE</p>	<p>(3) NORTH CAROLINA STATE STATE COLLEGE</p> <p>(4) NORTH CAROLINA STATE STATE COLLEGE</p>	<p>(5) NORTH CAROLINA STATE STATE COLLEGE</p> <p>(6) NORTH CAROLINA STATE STATE COLLEGE</p>	<p>(7) NORTH CAROLINA STATE STATE COLLEGE</p> <p>(8) NORTH CAROLINA STATE STATE COLLEGE</p>

FRIDAY EVENING	FRIDAY NIGHT	SATURDAY MORNING	SATURDAY AFTERNOON
<p>(1) NORTH CAROLINA STATE STATE COLLEGE</p> <p>(2) NORTH CAROLINA STATE STATE COLLEGE</p>	<p>(3) NORTH CAROLINA STATE STATE COLLEGE</p> <p>(4) NORTH CAROLINA STATE STATE COLLEGE</p>	<p>(5) NORTH CAROLINA STATE STATE COLLEGE</p> <p>(6) NORTH CAROLINA STATE STATE COLLEGE</p>	<p>(7) NORTH CAROLINA STATE STATE COLLEGE</p> <p>(8) NORTH CAROLINA STATE STATE COLLEGE</p>

2024 NCAA DIVISION II WRESTLING CHAMPIONSHIPS

174 CHAMPIONSHIP

FRIDAY EVENING		FRIDAY NIGHT	SATURDAY MORNING	SUNDAY NIGHT
<p>OSANDY ANTHONY 174 TENNESSEE</p> <p>MIKE HANLEY 174 ARIZONA</p> <p>OS TRACYN MUNOZ 174 NORTHWESTERN</p> <p>MATT BRITTON 174 MICHIGAN</p> <p>JANUARIA PERRELLA 174 MISSISSIPPI</p> <p>NOAH ROBERT 174 SOUTH DAKOTA</p> <p>JOE HANSEN 174 WESTERN COLORADO</p> <p>BRANDON HILL 174 NEW YORK</p> <p>JOE HANSEN 174 ST. LOUIS</p> <p>ANTHONY DESHANE 174 DARTMOUTH</p> <p>OS DANIA 174 CORNELL</p> <p>OS DANIA 174 CORNELL</p> <p>OS DANIA 174 CORNELL</p> <p>OS DANIA 174 CORNELL</p> <p>OS DANIA 174 CORNELL</p>	<p>OS SCOTT ADEL 174</p> <p>OS PHOENIX</p> <p>OS JILL KINOW</p> <p>OS JILL KINOW</p> <p>OS JILL KINOW</p> <p>OS JILL KINOW</p> <p>OS JILL KINOW</p> <p>OS JILL KINOW</p> <p>OS JILL KINOW</p> <p>OS JILL KINOW</p> <p>OS JILL KINOW</p> <p>OS JILL KINOW</p>	<p>OS JILL KINOW</p> <p>OS JILL KINOW</p> <p>OS JILL KINOW</p> <p>OS JILL KINOW</p> <p>OS JILL KINOW</p> <p>OS JILL KINOW</p> <p>OS JILL KINOW</p> <p>OS JILL KINOW</p> <p>OS JILL KINOW</p> <p>OS JILL KINOW</p> <p>OS JILL KINOW</p>	<p>OS JILL KINOW</p> <p>OS JILL KINOW</p> <p>OS JILL KINOW</p> <p>OS JILL KINOW</p> <p>OS JILL KINOW</p> <p>OS JILL KINOW</p> <p>OS JILL KINOW</p> <p>OS JILL KINOW</p> <p>OS JILL KINOW</p> <p>OS JILL KINOW</p> <p>OS JILL KINOW</p>	 <p>OS JILL KINOW</p> <p>OS JILL KINOW</p> <p>OS JILL KINOW</p> <p>OS JILL KINOW</p> <p>OS JILL KINOW</p> <p>OS JILL KINOW</p> <p>OS JILL KINOW</p> <p>OS JILL KINOW</p> <p>OS JILL KINOW</p> <p>OS JILL KINOW</p> <p>OS JILL KINOW</p>

WRESTLERS				FRIDAY EVENING	SUNDAY NIGHT	
<p>OS DANIA 174 CORNELL</p> <p>OS DANIA 174 CORNELL</p> <p>OS DANIA 174 CORNELL</p> <p>OS DANIA 174 CORNELL</p>	<p>OS DANIA 174</p> <p>OS DANIA 174</p> <p>OS DANIA 174</p> <p>OS DANIA 174</p>	<p>OS DANIA 174</p> <p>OS DANIA 174</p> <p>OS DANIA 174</p> <p>OS DANIA 174</p>	<p>OS DANIA 174</p> <p>OS DANIA 174</p> <p>OS DANIA 174</p> <p>OS DANIA 174</p>	<p>OS DANIA 174</p> <p>OS DANIA 174</p> <p>OS DANIA 174</p> <p>OS DANIA 174</p>	<p>OS DANIA 174</p> <p>OS DANIA 174</p> <p>OS DANIA 174</p> <p>OS DANIA 174</p>	
	<p>OS DANIA 174</p> <p>OS DANIA 174</p> <p>OS DANIA 174</p> <p>OS DANIA 174</p>	<p>OS DANIA 174</p> <p>OS DANIA 174</p> <p>OS DANIA 174</p> <p>OS DANIA 174</p>	<p>OS DANIA 174</p> <p>OS DANIA 174</p> <p>OS DANIA 174</p> <p>OS DANIA 174</p>	<p>OS DANIA 174</p> <p>OS DANIA 174</p> <p>OS DANIA 174</p> <p>OS DANIA 174</p>	<p>OS DANIA 174</p> <p>OS DANIA 174</p> <p>OS DANIA 174</p> <p>OS DANIA 174</p>	<p>OS DANIA 174</p> <p>OS DANIA 174</p> <p>OS DANIA 174</p> <p>OS DANIA 174</p>
	<p>OS DANIA 174</p> <p>OS DANIA 174</p> <p>OS DANIA 174</p> <p>OS DANIA 174</p>	<p>OS DANIA 174</p> <p>OS DANIA 174</p> <p>OS DANIA 174</p> <p>OS DANIA 174</p>	<p>OS DANIA 174</p> <p>OS DANIA 174</p> <p>OS DANIA 174</p> <p>OS DANIA 174</p>	<p>OS DANIA 174</p> <p>OS DANIA 174</p> <p>OS DANIA 174</p> <p>OS DANIA 174</p>	<p>OS DANIA 174</p> <p>OS DANIA 174</p> <p>OS DANIA 174</p> <p>OS DANIA 174</p>	<p>OS DANIA 174</p> <p>OS DANIA 174</p> <p>OS DANIA 174</p> <p>OS DANIA 174</p>
	<p>OS DANIA 174</p> <p>OS DANIA 174</p> <p>OS DANIA 174</p> <p>OS DANIA 174</p>	<p>OS DANIA 174</p> <p>OS DANIA 174</p> <p>OS DANIA 174</p> <p>OS DANIA 174</p>	<p>OS DANIA 174</p> <p>OS DANIA 174</p> <p>OS DANIA 174</p> <p>OS DANIA 174</p>	<p>OS DANIA 174</p> <p>OS DANIA 174</p> <p>OS DANIA 174</p> <p>OS DANIA 174</p>	<p>OS DANIA 174</p> <p>OS DANIA 174</p> <p>OS DANIA 174</p> <p>OS DANIA 174</p>	<p>OS DANIA 174</p> <p>OS DANIA 174</p> <p>OS DANIA 174</p> <p>OS DANIA 174</p>

2024 NCAA DIVISION II WRESTLING CHAMPIONSHIPS

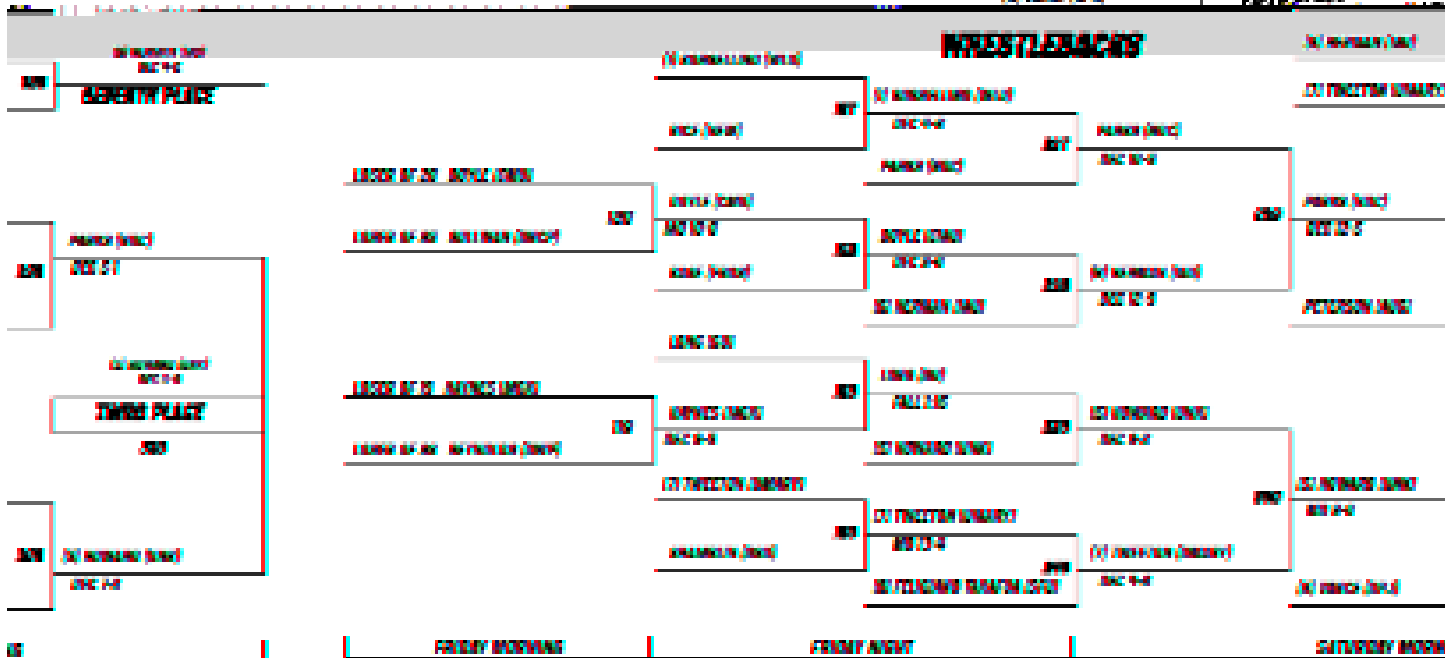
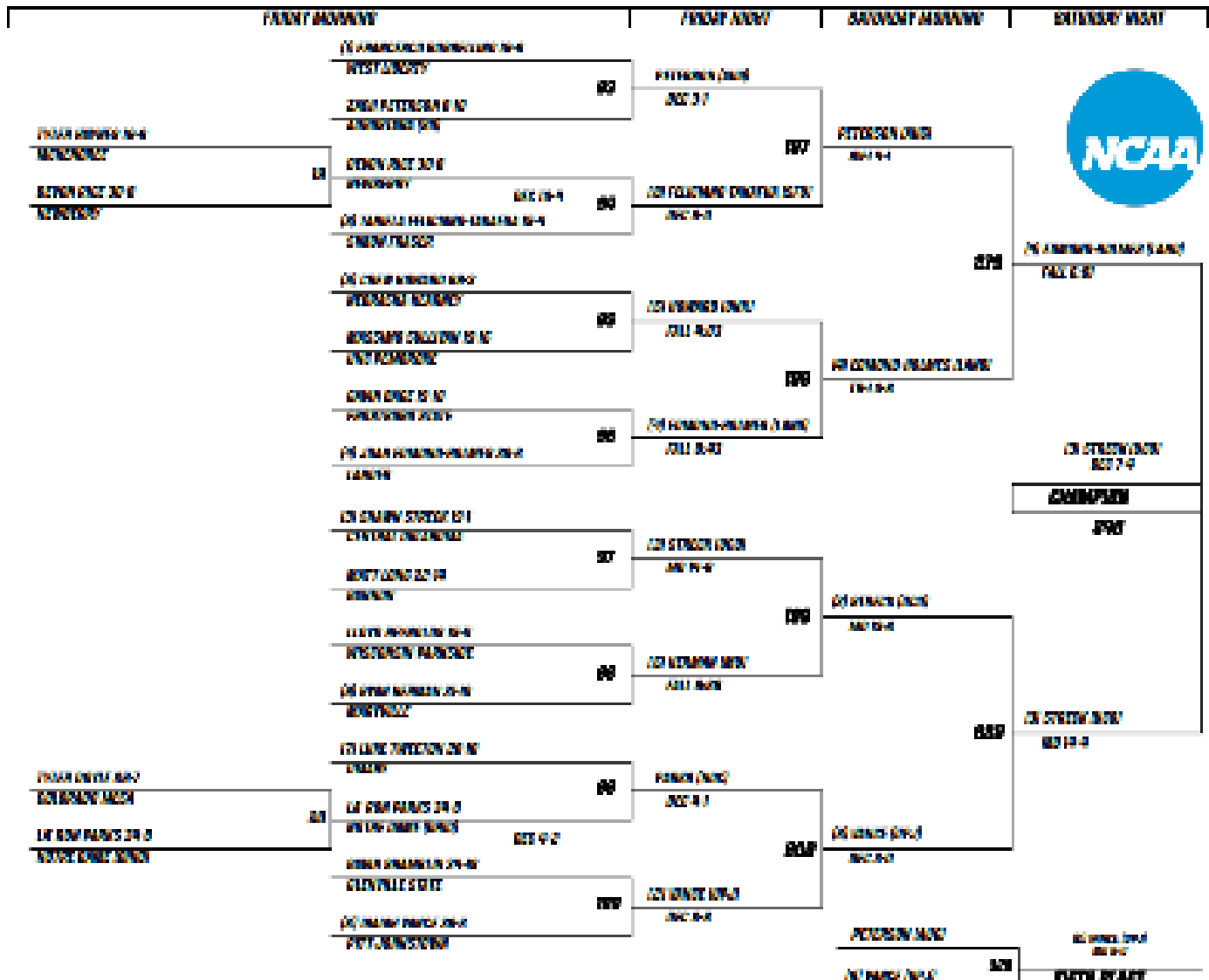
197 CHAMPIONSHIP

FRIDAY MORNING	SATURDAY MORNING	SUNDAY MORNING	SATURDAY NIGHT
<p>11:00 AM MONTICLOUISE STATE</p> <p>11:00 AM MONTICLOUISE STATE</p> <p>11:00 AM MONTICLOUISE STATE</p>	<p>11:00 AM MONTICLOUISE STATE</p> <p>11:00 AM MONTICLOUISE STATE</p> <p>11:00 AM MONTICLOUISE STATE</p>	<p>11:00 AM MONTICLOUISE STATE</p> <p>11:00 AM MONTICLOUISE STATE</p> <p>11:00 AM MONTICLOUISE STATE</p>	<p>11:00 AM MONTICLOUISE STATE</p> <p>11:00 AM MONTICLOUISE STATE</p> <p>11:00 AM MONTICLOUISE STATE</p>
<p>11:00 AM MONTICLOUISE STATE</p> <p>11:00 AM MONTICLOUISE STATE</p> <p>11:00 AM MONTICLOUISE STATE</p>	<p>11:00 AM MONTICLOUISE STATE</p> <p>11:00 AM MONTICLOUISE STATE</p> <p>11:00 AM MONTICLOUISE STATE</p>	<p>11:00 AM MONTICLOUISE STATE</p> <p>11:00 AM MONTICLOUISE STATE</p> <p>11:00 AM MONTICLOUISE STATE</p>	<p>11:00 AM MONTICLOUISE STATE</p> <p>11:00 AM MONTICLOUISE STATE</p> <p>11:00 AM MONTICLOUISE STATE</p>



WRESTLEBACKS

FRIDAY MORNING	SATURDAY MORNING	SUNDAY MORNING	SATURDAY NIGHT
<p>11:00 AM MONTICLOUISE STATE</p> <p>11:00 AM MONTICLOUISE STATE</p> <p>11:00 AM MONTICLOUISE STATE</p>	<p>11:00 AM MONTICLOUISE STATE</p> <p>11:00 AM MONTICLOUISE STATE</p> <p>11:00 AM MONTICLOUISE STATE</p>	<p>11:00 AM MONTICLOUISE STATE</p> <p>11:00 AM MONTICLOUISE STATE</p> <p>11:00 AM MONTICLOUISE STATE</p>	<p>11:00 AM MONTICLOUISE STATE</p> <p>11:00 AM MONTICLOUISE STATE</p> <p>11:00 AM MONTICLOUISE STATE</p>
<p>11:00 AM MONTICLOUISE STATE</p> <p>11:00 AM MONTICLOUISE STATE</p> <p>11:00 AM MONTICLOUISE STATE</p>	<p>11:00 AM MONTICLOUISE STATE</p> <p>11:00 AM MONTICLOUISE STATE</p> <p>11:00 AM MONTICLOUISE STATE</p>	<p>11:00 AM MONTICLOUISE STATE</p> <p>11:00 AM MONTICLOUISE STATE</p> <p>11:00 AM MONTICLOUISE STATE</p>	<p>11:00 AM MONTICLOUISE STATE</p> <p>11:00 AM MONTICLOUISE STATE</p> <p>11:00 AM MONTICLOUISE STATE</p>



HISTORY

TEAM RESULTS

Year	Champion	Coach	Points	Runner-Up	Points	Host or Site	Finals Site Attendance	Total Attendance
1963	Western Colo.	Tracey Borah	62	Southern Ill.	57	UNI	—	—
1964	Western Colo.	Tracey Borah	51	Colo. Sch. of Mines	49	UNI	—	—
1965	Minnesota St.	Rummy Macias	57	Cal Poly	54	Colo. Sch. of Mines	—	—
1966	Cal Poly	Vaughan Hitchcock	55	Wilkes	51	Minnesota St.	—	—
1967	Portland St.	Howard Westcott	86	Minnesota St.	57	Wilkes	—	—
1968	Cal Poly	Vaughan Hitchcock	91	Portland St.	62	Minnesota St.	—	—
1969	Cal Poly	Vaughan Hitchcock	127	Northern Colo.	81	Cal Poly	—	—
1970	Cal Poly	Vaughan Hitchcock	82	UNI	58	Ashland	—	—
1971	Cal Poly	Vaughan Hitchcock	118	Slippery Rock	58	North Dakota St.	—	—
1972	Cal Poly	Vaughan Hitchcock	94	North Dakota St.	64½	Oswego St.	—	—
				UNI	64½			
1973	Cal Poly	Vaughan Hitchcock	108	Clarion	80	South Dakota St.	—	—
1974	Cal Poly	Vaughan Hitchcock	131½	UNI	95½	Cal St. Fullerton	—	—
1975	UNI	Chuck Patten	112	SIUE	71½	East Stroudsburg	—	—
1976	CSU Bakersfield	Joe Seay	92½	Chattanooga	88¼	North Dakota St.	—	10,598
1977	CSU Bakersfield	Joe Seay	107¼	Augustana (SD)	78	UNI	—	6,172
1978	UNI	Chuck Patten	124	CSU Bakersfield	100½	UNI	—	4,137
1979	CSU Bakersfield	Joe Seay	112¾	Eastern Ill.	112½	South Dakota St.	—	3,187
1980	CSU Bakersfield	Joe Seay	110½	UNI	89	Omaha	—	4,082
1981	CSU Bakersfield	Joe Seay	144½	Eastern Ill.	98	UC Davis	—	3,315
1982	CSU Bakersfield	Joe Seay	166½	North Dakota St.	78¾	Wis.-Parkside	—	1,279
1983	CSU Bakersfield	Joe Seay	107½	North Dakota St.	103¾	North Dakota St.	—	6,405
1984	SIUE	Larry Kristoff	141½	CSU Bakersfield	93	Morgan St.	—	1,879
1985	SIUE	Larry Kristoff	132¾	Omaha	84¼	Wright St.	—	2,353
1986	SIUE	Larry Kristoff	119	Edinboro	106½	SIUE	—	4,222
1987	CSU Bakersfield	T.J. Kerr	90½	SIUE	69½	SIUE	—	3,128
1988	North Dakota St.	Bucky Maughan	88	Omaha	81¼	Omaha	—	1,853
1989	Portland St.	Marlin Grahn	102½	Ferris St.	56¼	California (PA)	—	2,852
1990	Portland St.	Marlin Grahn	100¾	Central Okla.	96	Wis.-Parkside	—	3,421
1991	Omaha	Mike Denney	79½	Central Okla.	64	North Dakota St.	—	3,456
1992	Central Okla.	David James	91½	North Dakota St.	78½	Northern Colo.	—	5,837
				Portland St.	78½			
1993	Central Okla.	David James	108½	Omaha	68	South Dakota St.	—	4,200
1994	Central Okla.	David James	127¼	Minnesota St.	65½	CSU Pueblo	—	4,146
1995	Central Okla.	David James	148	Omaha	103	Neb.-Kearney	—	3,800
1996	Pitt.-Johnstown	Pat Pecora	86½	Central Okla.	81½	Northern Colo.	—	7,656
1997	San Fran. St.	Lars Jensen	95	Omaha	81	North Dakota St.	1,399	4,244
1998	North Dakota St.	Bucky Maughan	112	South Dakota St.	78	CSU Pueblo	4,194	13,831
1999	Pitt.-Johnstown	Pat Pecora	110	Omaha	105½	Omaha	8,594	11,200
2000	North Dakota St.	Bucky Maughan	91½	Central Okla.	75	South Dakota St.	7,362	9,011
2001	North Dakota St.	Bucky Maughan	98½	South Dakota St.	91	Northern Colo.	7,365	8,910
2002	Central Okla.	David James	128	North Dakota St.	116½	Wis.-Parkside	—	4,275
2003	Central Okla.	David James	87½	Neb.-Kearney	73½	Wheeling, W.V.	—	5,073
2004	Omaha	Mike Denney	97½	North Dakota St.	95	Minnesota St.	—	6,452
2005	Omaha	Mike Denney	109½	Augustana (SD)	101	Omaha	6,656	9,294
2006	Omaha	Mike Denney	117	Neb.-Kearney	98½	Findlay	4,431	6,470
2007	Central Okla.	David James	124½	Neb.-Kearney	108½	Neb.-Kearney	8,712	10,680
2008	Neb.-Kearney	Marc Bauer	108½	Minnesota St.	108	Upper Iowa	1,416	5,831
2009	Omaha	Mike Denney	146½	Newberry	80½	+ Houston	1,600	5,200
2010	Omaha	Mike Denney	131	Augustana (SD)	72	Omaha	6,796	8,880
2011	Omaha	Mike Denney	102½	St. Cloud St.	90½	Neb.-Kearney	7,060	9,534
2012	Neb.-Kearney	Marc Bauer	107	St. Cloud St.	95	CSU Pueblo	6,897	9,465
2013	Neb.-Kearney	Marc Bauer	108	St. Cloud St.	105	+ Birmingham, Ala.	2,367	5,016
2014	Notre Dame (OH)	Frank Romano	99½	Neb.-Kearney	64½	Cleveland	4,664	9,338
2015	St. Cloud St.	Steve Costanzo	84½	Neb.-Kearney	76½	St. Louis	6,251	10,199
2016	St. Cloud St.	Steve Costanzo	90	Notre Dame (OH)	82	Sioux Falls, S.D.	9,235	12,782

Year	Champion	Coach	Points	Runner-Up	Points	Host or Site	Finals Site Attendance	Total Attendance
2017	Notre Dame (OH)	Frank Romano	103½	St. Cloud St.	67	+ Birmingham, Ala.	1,047	4,093
2018	St. Cloud St.	Steve Costanzo	92½	Notre Dame (OH)	84	Cedar Rapids, Iowa	5,981	8,736
2019	St. Cloud St.	Steve Costanzo	95½	Wheeling	87½	Cleveland	5,953	9,120
2020 [^]						Sioux Falls, S.D.		
2021 [#]	St. Cloud St.	Steve Costanzo	107	Neb.-Kearney	105	St. Louis	N/A	N/A
2022	Neb.-Kearney	Dalton Jensen	127	Central Okla.	86	St. Louis	23,811	26,498
2023	Central Okla.	Todd Steidley	121	Lander	78	Cedar Rapids, IA	2,980	6,693
2024	Central Okla.	Todd Steidley	110	Lander	86.5	Park City, KS	6,993	9,662

+ Championship finals conducted as part of Division II national championships festival.

[^] Field was announced in 2020, but championship was canceled due to COVID-19 pandemic.

[#] Field size was reduced by 27% (132 wrestlers instead of 180) and attendance was limited to friends and family due to the COVID-19 pandemic.

Total Attendance includes finals site and super regionals.

TEAM CHAMPIONSHIPS

Central Okla.	9
Cal Poly	8
CSU Bakersfield	8
Omaha	7
St. Cloud St.	5
Neb.-Kearney	4
North Dakota St.	4
Portland St.	3
SIUE	3
Notre Dame (OH)	2
Pitt.-Johnstown	2
UNI	2
Western Colo.	2
Minnesota St.	1
San Fran. St.	1

(Note: Totals include co-championships.)

INDIVIDUAL CHAMPIONSHIPS

Central Okla.	47
Omaha	34
CSU Bakersfield	30
North Dakota St.	30
Neb. Kearney	24
Portland St.	24
Minnesota St.	23
UNI	22
South Dakota St.	21
Pitt.-Johnstown	20
SIUE	19
Cal Poly	18
San Fran. St.	13
Western Colo.	13
Adams St.	12
Augustana (SD)	12
Notre Dame (OH)	12
Findlay	9

West Liberty	9
St. Cloud St.	8
Central Mo.	7
Colo. Sch. of Mines	7
Eastern Ill.	7
Northern Colo.	7
Southern Ill.	7
Ashland	6
Chattanooga	6
Wis.-Parksides	6
Edinboro	5
Kutztown	5
Slippery Rock	5
Upper Iowa	5
CSU Pueblo	4
Franklin & Marshall	4
Grand Canyon	4
Grand Valley St.	4
McKendree	4
Morgan St.	4
Newberry	4
Tiffin	4
Wilkes	4
Bloomsburg	3
California Baptist	3
Chadron St.	3
Clarion	3
Fresno St.	3
Lake Superior St.	3
Lindenwood	3
North Dakota	3
Northern Mich.	3
Old Dominion	3
UNC Pembroke	3
Wheeling	3
Albany (NY)	2
Anderson (SC)	2
SUNY Brockport	2
California (PA)	2
Colorado Mesa	2
East Stroudsburg	2

Gettysburg	2
Cal Poly Humboldt	2
Illinois St.	2
Lander	2
Limestone	2
Lycoming	2
Maryville (MO)	2
MSU Moorhead	2
Northern St.	2
Northwest Mo. St.	2
Springfield	2
Tampa	2
Truman	2
UIndy	2
Western Ill.	2
Augustana (IL)	1
Carson-Newman	1
Cornell College	1
Fairmont St.	1
Gannon	1
Glennville St.	1
Jacksonville St.	1
Liberty	1
MacMurray	1
Mercyhurst	1
Millersville	1
Montana	1
Montevallo	1
N.M. Highlands	1
Newman	1
NIU	1
Oswego St.	1
Ouachita Baptist	1
Shippensburg 1	1
Southwest Minn. St.	1
St. Olaf	1
SUNY Maritime	1
Upper Iowa	1
West Chester	1
Wheaton (IL)	1
Winston-Salem	1

CHAMPIONSHIPS RECORDS

NUMBER OF INDIVIDUAL CHAMPIONS, YEAR

- 5 Portland St., 1989.
- 4 Cal Poly, 1969
Central Okla., 1994-2002
CSU Bakersfield, 1981-82
North Dakota St., 2000
Notre Dame (OH), 2014
Portland St., 1990
SIUE, 1984
Southern Ill., 1963
- 3 Adams St., 2021
Cal Poly, 1968
Central Okla., 1990-92-93-94-95-96-2003
Chattanooga, 1976
Edinboro, 1986
Southern Ill., 1964
CSU Bakersfield, 1976-79-86-87
Neb.-Kearney, 2012
North Dakota St., 2001
Notre Dame (OH), 2017
Omaha, 1983-2005-06-11
Pitt.-Johnstown, 1999
Portland St., 1967
San Fran. St., 1997
SIUE, 1985-86
UNI, 1974-75-78

INDIVIDUAL TITLES, CAREER

- 4 Joey Davis, Notre Dame (OH) (165-pound 2013, 174-pound 2014-15, 184-pound 2016)

Note: Davis went 131-0 in his career

- Cole Province, Central Okla. (133-pound 2001-02-03-04)
- Dan Russell, Portland St. (150-pound 1988-89, 158-pound 1990, 167-pound 1991)
- Les Sigman, Omaha (heavyweight 2003-04-05-06)
- Tim Wright, SIUE (118-pound 1984-85-86-87).

- 3 John Azevedo, CSU Bakersfield (118-pound 1978, 126-pound 1979-80)
Randy Batten, Chattanooga (118-pound 1975-76, 126-pound 1977)
Nick Becker, Wis.-Parkside (174-pound 2016-17-18)

Note: Becker went 89-0 in his three-year DII career

- Gary Bentrim, UNI (142-pound 1976-77, 158-pound 1978)
- Jerry Best, Central Okla. (142-pound 1994-95-96)
- Tony Champion, Portland St. (177-pound 1989-90-91)
- Romero Cotton, Neb.-Kearney (197-pound 2014-15-16)
- Adam Cuestas, CSU Bakersfield (118-pound 1981-82-83)
- Stan Dziedzic, Slippery Rock (150-pound 1970-71, 158-pound 1972)
- Todd Fuller, North Dakota St. (174-pound 2000-01-02)
- Carlton Haselrig, Pitt.-Johnstown (heavyweight 1987-88-89)
- Brian Kapusta, North Dakota St. (118-pound 1993-94-95)
- Broderick Lee, Portland St. (118-pound 1989-90, 126-pound 1992)
- Waylon Lowe, Findlay (149-pound 2002-03, 165-pound 2004)
- Todd Meneely, Omaha (149-pound 2007-08, 157-pound 2009)
- Kirk Myers, UNI (190-pound 1978-79-80)
- JD Naig, Omaha (165-pound 2005, 174-pound 2006-07)
- Steve Saxlund, North Dakota St. (167-pound 1998, 184-pound 2000-01)
- James Sisson, Portland St. (134-pound 1989, 142-pound 1990-92)

CAREER NATIONAL CHAMPIONSHIPS, COACH

- 8 Vaughan Hitchcock, Cal Poly (1966-68-69-70-71-72-73-74)
- 7 Mike Denney, Omaha (1991-2004-05-06-09-10-11)
David James, Central Okla. (1992-93-94-95-2002-03-07)
Joe Seay, CSU Bakersfield (1976-77-79-80-81-82-83)

- 5 Steve Costanzo, St. Cloud St. (2015-16-18-19-21)
- 4 Bucky Maughan, North Dakota St. (1988-98-2000-01)
- 3 Marc Bauer, Neb.-Kearney (2008-12-13)
Larry Kristoff, SIUE (1984-85-86)
- 2 Tracey Borah, Western Colo. (1963-64)
Marlin Grahn, Portland St. (1989-90)
Chuck Patten, UNI (1975-78)
Pat Pecora, Pitt.-Johnstown (1996-99)
Frank Romano, Notre Dame (OH) (2014-17)
Todd Steidley, Central Okla. (2023-24)

MOST OUTSTANDING WRESTLER AWARD

Year	Name, School, Weight
1966	Warren Crow, Albany (NY), 123
1967	Rich Sanders, Portland St., 115
1968	Rich Sanders, Portland St., 123
1969	Carl Ragland, Old Dominion, 152
1970	Terry Hall, Cal Poly, 118
1971	Stan Dziedzic, Slippery Rock, 150
1972	Wade Schalles, Clarion, 150
1973	Larry Morgan, Cal Poly, 134
1974	Floyd Hitchcock, Bloomsburg, 177
1975	Randy Batten, Chattanooga, 118
1976	Rick Jensen, South Dakota St., 126
1977	Franc Affentranger, CSU Bakersfield, 134
1978	John Azevedo, CSU Bakersfield, 118
1979	Joe Gonzales, CSU Bakersfield, 118
1980	Brian Parlet, Augustana (SD), 177
1981	Dan Cuestas, CSU Bakersfield, 126
1982	Mike Langlais, North Dakota St., 142
1983	Jessie Reyes, CSU Bakersfield, 142
1984	John Davis, Morgan St., 158
1985	Koln Knight, Augustana (SD), 190
1986	Koln Knight, Augustana (SD), 190
1987	Daryl Pope, CSU Bakersfield, 184
1988	Carlton Haselrig, Pitt.-Johnstown, Hwt.
1989	Dan Russell, Portland St., 150
1990	Dan Russell, Portland St., 158
1991	Dan Russell, Portland St., 167
1992	Mike Leberknight, Northern Colo., 177
1993	Glen Frank, Colo. Sch. of Mines, 134

Year	Name, School, Weight
1994	Brian Melchiori, Central Okla., 126
1995	Brian Kapusta, North Dakota St., 118
1996	Chad Lamer, South Dakota St., 190
1997	Nate Hendrickson, MSU Moorhead, 167
1998	Travis King, South Dakota St., 150
1999	Jody Strittmatter, Pitt.-Johnstown, 125
2000	Kris Nelson, North Dakota St., 133
2001	Steve Saxlund, North Dakota St., 184
2002	Todd Fuller, North Dakota St., 174
2003	Cole Province, Central Okla., 133
2004	Waylon Lowe, Findlay, 165
2005	Tom Meester, Augustana (SD), 184
2006	Les Sigman, Omaha, Hwt.
2007	JD Naig, Omaha, 174
2008	Cody Garcia, Omaha, 125
2009	Joe Kemmerer, Kutztown, 133
2010	Shane Valko, Pitt.-Johnstown, 133
2011	Donovan McMahill, Western Colo., 197
2012	Luke McPeek, Adams St., 197
2013	Shamus O'Grady, St. Cloud St., 184
2014	Casy Rowell, Central Okla., 133
2015	Chris Watson, Central Okla., 165
2016	Joey Davis, Notre Dame (OH), 184
2017	DeAndre' Johnson, Limestone, 157
2018	Nick Becker, Wis.-Parkside, 174
2019	Shane Ruhnke, Millersville, 165
2021	Lukas Martin, Fairmont St., 149
2022	Darrell Mason, Minnesota St., 285
2023	Josiah Rider, Adams St., 149
2024	Ty McGeary, West Liberty, 184

This award is selected by coaches and presented by the National Wrestling Coaches Association.

ELITE 90 AWARD

Year	Name, School	GPA	Major
2010	Cory Bloodgood, Central Mo.	3.918	Finance
2011	Jordan Larsen, Colo. Sch. of Mines	3.927	Civil Engineering
2012	Cody Lensing, Augustana (SD)	3.960	Biochemistry & Philosophy
2013	Chase Long, Ohio Valley	3.865	Marketing
2014	Corbin Bennetts, Western Colo.	3.945	Biology
2015	Corbin Bennetts, Western Colo.	3.957	Biology
2016	Nolan Kistler, California Baptist	3.978	Criminal Justice
2017	Nolan Kistler, California Baptist	3.99	Criminal Justice
2018	Nolan Kistler, California Baptist	3.991	Criminal Justice
2019	Josh Portillo, Neb.-Kearney	3.965	Health & Physical Education
2020	Ben Kelvington, Augustana (SD)	3.99	Biochemistry

Year	Name, School	GPA	Major
2021	Josh Portillo, Neb.-Kearney	3.988	Health & Physical Education
2022	Allen Michel, N.M. Highlands	4.000	English & Political Science
2023	Grayston, DiBlasi, Colo. School of Mines	3.976	Mechanical Engineering
2024	Jackson Hoover, Ulndy	4.000	Biology

The Elite 90 is presented to the student-athlete with the highest cumulative grade-point average participating at the finals site for each of the NCAA's 90 championships.

NCAA WRESTLING AWARDS

These awards honor the Most Dominant Wrestler as well as the student-athletes that have accumulated the most falls and the most technical falls throughout the course of the regular and postseasons. For results to be counted they must come against opponents in the same division (i.e. Division I vs. Division II). Ties in the falls and tech falls categories are broken based on the aggregate time.

Due to the shortened nature of the season due to the COVID-19 pandemic there were no awards in 2021.

MOST DOMINANT

Year	Name, School, Weight	Avg. Team Points
2013	Tyrell Fortune, Grand Canyon, 285	4.44
2014	Joey Davis, Notre Dame (OH), 174	4.42
2015	Ziad Haddad, Kutztown, 285	4.62
2016	Travis McKillop, Pitt.-Johnstown, 184	4.44
2017	Austin Goergen, St. Cloud St., 285	4.83
2018	Nick Becker, Wis.-Parkside, 174	4.87
2019	Shane Ruhnke, Millersville, 165	4.89
2020	Jared Campbell, Notre Dame (OH), 285	4.95
2022	Matt Malcom, Neb.-Kearney, 165	4.63
2023	Ty McGeary, West Liberty	4.45
2024	Scott Joll, UNC Pembroke, 174	5.48

The award is calculated by adding the total number of team points awarded through match results and dividing that number by the total number of matches wrestled.

MOST FALLS

Year	Name, School, Weight	Falls	Time
2013	Jeffrey Vesta, Newberry, 125	15	44:43
2014	Zachary Bennett, Pitt.-Johnstown, 197	14	28:09
2015	Evan Rosborough, LAke Erie, 197	17	58:39

Year	Name, School, Weight	Falls	Time
2016	Joshua Ailey, Central Okla., 141	15	35:20
2017	Garrett Gray, Tiffin, 285	19	46:27
2018	Hayden Bronne, Tiffin, 184	15	26:23
2019	Nicholas Mason, Tiffin, 197	14	53:38
2020	Hayden Bronne, Tiffin, 174	20	35:56
2022	Nicholas Mason, Tiffin, 197	17	52:56
2023	Logan Bailey, Ulndy	14	13:20
2024	Anthony Yacovetti, Lander, 197	16	32:03

MOST TECHNICAL FALLS

Year	Name, School, Weight	Techs	Time
2013	Dylan D'Urso, Mercyhurst, 133	7	30:27
2014	Austin Gillihan, Lake Erie, 133	8	35:32
2015	Francis Mizia, Mercyhurst, 157	8	36:15
2016	Martin Ramirez, Adams St., 133	10	32:57
2017	Nic Goebel, Findlay, 149	11	67:24
2018	Nick Vandermeer, Lake Erie, 165	9	35:52
2019	Logan Grass, Mercyhurst, 165	9	40:52
2020	Ryan Vasbinder, McKendree, 197	10	47:54
2022	Austin Eldredge, Neb.-Kearney, 174	16	51:49
2023	Cole Hauser, Glenville St.	14	45:28
2024	Max Shore, Tiffin	14	61:55

INDIVIDUAL NATIONAL CHAMPIONS

125-POUND WEIGHT CLASS

Year	Name, School
1999	Jody Strittmatter, Pitt.-Johnstown
2000	Mark Dodgen, Central Okla.
2001	Adam Mars, Adams St.
2002	Brandon Newill, Pitt.-Johnstown
2003	Mark Dodgen, Central Okla.
2004	Jared Haberman, Western Colo.
2005	Aaron Graumann, Augustana (SD)
2006	Cody Garcia, Omaha
2007	Trevor Charbonneau, Neb.-Kearney
2008	Cody Garcia, Omaha
2009	Arsenia Barksdale, Adams St.
2010	Seth Wright, N.M. Highlands
2011	Trevor Franklin, Upper Iowa
2012	Kyle McCrite, Grand Canyon
2013	Jesse Hillhouse, CSU Pueblo
2014	Ben Sergent, Findlay
2015	Tim Prescott, St. Cloud St.
2016	Brett Velasquez, St. Cloud St.
2017	Ivan McClay, Notre Dame (OH)
2018	Elijah Hale, Central Okla.
2019	Carlos Jacquez, Lindenwood
2021	Cole Laya, West Liberty
2022	Cole Laya, West Liberty
2023	Brendon Garcia, Adams St.
2024	Christian Mejia, McKendree

133-POUND WEIGHT CLASS

Year	Name, School
1999	John Strittmatter, Pitt.-Johnstown
2000	Kris Nelson, North Dakota St.
2001	Cole Province, Central Okla.
2002	Cole Province, Central Okla.
2003	Cole Province, Central Okla.
2004	Cole Province, Central Okla.
2005	Andy Uhl, Findlay
2006	Brett Allgood, Neb.-Kearney
2007	Joe Kemmerer, Kutztown
2008	Brett Allgood, Neb.-Kearney
2009	Joe Kemmerer, Kutztown
2010	Shane Valko, Pitt.-Johnstown
2011	Todd Wilcox, Grand Canyon
2012	Trevor Franklin, Upper Iowa
2013	Daniel DeShazer, Neb.-Kearney
2014	Casy Rowell, Central Okla.
2015	Daniel DeShazer, Neb.-Kearney
2016	Nick Roberts, Pitt.-Johnstown
2017	Michael Labry, Ashland
2018	Josh Walker, Upper Iowa
2019	Tyler Warner, Wheeling
2021	Tyler Warner, West Liberty
2022	Jonathan Andreatta, Adams St.
2023	Gavin Quiocho, Glenville St. College

Year	Name, School
2024	Gabe Hixenbaugh, Montevallo

141-POUND WEIGHT CLASS

Year	Name, School
1999	Braumon Creighton, Omaha
2000	Paul Konechne, South Dakota St.
2001	Paul Konechne, South Dakota St.
2002	Matt Dodgen, Central Okla.
2003	Shane Barnes, Adams St.
2004	Merrick Meyer, Truman
2005	Thad Benton, Pitt.-Johnstown
2006	Thad Benton, Pitt.-Johnstown
2007	Kyle Evans, Central Okla.
2008	Kyle Evans, Central Okla.
2009	Doug Surra, West Liberty
2010	Jay Sherer, Augustana (SD)
2011	Mario Morgan, Omaha
2012	Dalton Jensen, Neb.-Kearney
2013	Naveed Bagheri, San Fran. St.
2014	Daniel Ownbey, UNC Pembroke
2015	Daniel Ownbey, UNC Pembroke
2016	Darren Wynn, McKendree
2017	Nate Rodriguez, Maryville (MO)
2018	Chris Eddins, Pitt.-Johnstown
2019	Jose Rodriguez, Notre Dame (OH)
2021	Isiah Royal, Newberry
2022	Zeth Brower, Lander
2023	Zackary Donathan, Tiffin
2024	Zackary Donathan, Tiffin

149-POUND WEIGHT CLASS

Year	Name, School
1999	Chris Currier, CSU Pueblo
2000	Lazaro Reinoso, Carson-Newman
2001	Nick Spencer, West Liberty
2002	Waylon Lowe, Findlay
2003	Waylon Lowe, Findlay
2004	Adrian Jiron, Western Colo.
2005	Pacifico Garcia, San Fran. St.
2006	Antonio Guerra, Findlay
2007	Todd Meneely, Omaha
2008	Todd Meneely, Omaha
2009	Tommy Abbott, Minnesota St.
2010	Craig Becker, Wis.-Parkside
2011	Nick Walpole, UIndy
2012	Raufeon Stots, Neb.-Kearney
2013	Raufeon Stots, Neb.-Kearney
2014	Frank Cagnina, Central Mo.
2015	Frank Cagnina, Central Mo.
2016	Destin McCauley, Neb.-Kearney
2017	Keith Surber, Neb.-Kearney
2018	Daxton Gordon, California Baptist
2019	Chris Eddins, Jr., Pitt.-Johnstown
2021	Lukas Martin, Fairmont St.
2022	Noah Hermsillo, Adams St.

Year	Name, School
2023	Josiah Rider, Adams St.
2024	Jacob Ealy, Pitt.-Johnstown

157-POUND WEIGHT CLASS

Year	Name, School
1963	Tom Jarman, Wheaton (IL)
1964	Roger Sanders, West Chester
1965	Jim Burke, San Fran. St.
1999	Scott Hewit, Northern Colo.
2000	Wayne Mooney, North Dakota St.
2001	Matt Petsinger, Minnesota St.
2002	Shad Benton, Pitt.-Johnstown
2003	Paul Carlson, North Dakota St.
2004	Travis Koppenhafer, Adams St.
2005	Patrick Allibone, Omaha
2006	Brad Becker, Wis.-Parkside
2007	Antonio Guerra, Findlay
2008	Jason Rhoten, Minnesota St.
2009	Todd Meneely, Omaha
2010	Jonathan Jackson, Anderson (SC)
2011	John Sundgren, St. Cloud St.
2012	T.J. Hepburn, Neb.-Kearney
2013	Cory Dauphin, Central Okla.
2014	Jonatan Rivera, Notre Dame (OH)
2015	James Martinez, Colorado Mesa
2016	Terrel Winbourn, Lindenwood
2017	DeAndre' Johnson, Limestone
2018	Cody Law, Pitt.-Johnstown
2019	Matt Malcom, Neb.-Kearney
2021	James Wimer, Findlay
2022	Josiah Rider, Adams St.
2023	Nick Novak, St. Cloud St.
2024	Gabe Johnson, Central Okla.

165-POUND WEIGHT CLASS

Year	Name, School
1999	Troy Barbush, Pitt.-Johnstown
2000	Titus Taylor, SIUE
2001	Dave Vondy, Western Colo.
2002	Shawn Silvis, Central Okla.
2003	Shawn Silvis, Central Okla.
2004	Waylon Lowe, Findlay
2005	JD Naig, Omaha
2006	Nathan Baker, MSU Moorhead
2007	Brett Hunter, Chadron St.
2008	Andy Pickar, Minnesota St.
2009	Josh Shields, Mercyhurst
2010	Travis Eggers, Upper Iowa
2011	Michael Lybarger, Findlay
2012	Mike Williams, UNC Pembroke
2013	Joey Davis, Notre Dame (OH)
2014	Eric Burgey, Notre Dame (OH)
2015	Chris Watson, Central Okla.
2016	Tyler Reinhart, Pitt.-Johnstown
2017	Isaiah White, Notre Dame (OH)

Year	Name, School
2018	Bret Romanzak, Ashland
2019	Shane Ruhnke, Millersville
2021	Fred Green, Colorado Mesa
2022	Matt Malcom, Neb.-Kearney
2023	Chase Luensman, Upper Iowa
2024	David Hunsberger, Lander

174-POUND WEIGHT CLASS

Year	Name, School
1999	Trent Monlux, CSU Pueblo
2000	Todd Fuller, North Dakota St.
2001	Todd Fuller, North Dakota St.
2002	Todd Fuller, North Dakota St.
2003	Frank Kuchera, Neb.-Kearney
2004	Jason Tapia, Central Okla.
2005	Careef Robertson, Anderson (SC)
2006	JD Naig, Omaha
2007	JD Naig, Omaha
2008	Albert Miles, Pitt.-Johnstown
2009	Brett Hunter, Chadron St.
2010	Kamarudeen Usman, Neb.-Kearney
2011	Ryan Pankoke, Omaha
2012	Victor Carazo, Grand Canyon
2013	Eric Burgey, Notre Dame (OH)
2014	Joey Davis, Notre Dame (OH)
2015	Joey Davis, Notre Dame (OH)
2016	Nick Becker, Wis.-Parkside
2017	Nick Becker, Wis.-Parkside
2018	Nick Becker, Wis.-Parkside
2019	Connor Craig, Wheeling
2021	Abner Romero, Lindenwood
2022	Trevor Turriff, Minnesota St.
2023	Austin Eldredge, Neb.-Kearney
2024	Josh Kenny, Grand Valley St

184-POUND WEIGHT CLASS

Year	Name, School
1999	Edwin Lorne, Central Okla.
2000	Steve Saxlund, North Dakota St.
2001	Steve Saxlund, North Dakota St.
2002	Mauricio Wright, San Fran. St.
2003	Mauricio Wright, San Fran. St.
2004	Tom Meester, Augustana (SD)
2005	Tom Meester, Augustana (SD)
2006	Tanner Linsacum, Neb.-Kearney
2007	Jared Deaguero, Adams St.
2008	Daniel Scanlan, Limestone
2009	Kyle Sand, Adams St.
2010	Bryant Blanton, Newberry
2011	Aaron Denson, Omaha
2012	Derek Skala, St. Cloud St.
2013	Shamus O'Grady, St. Cloud St.
2014	Garrett Lineberger, Notre Dame (OH)
2015	Dallas Smith, Ouachita Baptist
2016	Joey Davis, Notre Dame (OH)
2017	Garrett Lineberger, Notre Dame (OH)
2018	Noel Torres, Newman
2019	Michael Pixley, McKendree
2021	Heath Gray, Central Okla.

Year	Name, School
2022	Heath Gray, Central Okla.
2023	Ty McGeary, West Liberty
2024	Ty McGeary, West Liberty

197-POUND WEIGHT CLASS

Year	Name, School
1999	Jerimiah Constant, Central Okla.
2000	Terry Tuzzolino, San Fran. St.
2001	Doug Joseph, Gannon
2002	Muhammed Lawal, Central Okla.
2003	Chad Wallace, Omaha
2004	Jeff Sylvester, Neb.-Kearney
2005	Corey Jacoby, Shippensburg
2006	Plamen Paskalev, Central Mo.
2007	Ryan Phillips, Upper Iowa
2008	Josh Majerus, Chadron St.
2009	Keeno Griffin, Newberry
2010	Donovan McMahill, Western Colo.
2011	Donovan McMahill, Western Colo.
2012	Luke McPeck, Adams St.
2013	Matthew Baker, Maryville (MO)
2014	Romero Cotton, Neb.-Kearney
2015	Romero Cotton, Neb.-Kearney
2016	Romero Cotton, Neb.-Kearney
2017	Jacob Waste, California Baptist
2018	Luke Cramer, Ashland
2019	Nicholas Mason, Tiffin
2021	Ryan Vasbinder, McKendree
2022	Dalton Abney, Central Okla.
2023	Dalton Abney, Central Okla.
2024	Derek Blubaugh, Ulndy

HEAVYWEIGHT CLASS

Year	Name, School
1963	Larry Kristoff, Southern Ill.
1964	Larry Kristoff, Southern Ill.
1965	Neal McDonald, NIU
1966	Tom Beeson, Western Colo.
1967	Bob Kellogg, MacMurray
1968	Kent Osboe, UNI
1969	Kent Osboe, UNI
1970	Rich Schumacker, East Stroudsburg
1971	Tim Kopitar, Cal Poly
1972	Mike McCready, UNI
1973	Gil Domiani, Northern Mich.
1974	Jim Woods, Western Ill.
1975	Randy Omgvig, UNI
1976	Bill Van Worth, CSU Bakersfield
1977	Dave Klemm, Eastern Ill.
1978	Jeff Blatnick, Springfield
1979	Jeff Blatnick, Springfield
1980	Ron Essink, Grand Valley St.
1981	Mike Howe, Northern Mich.
1982	Mark Rigatuso, Omaha
1983	Mark Rigatuso, Omaha
1984	Morris Johnson, San Fran. St.
1985	Keith Hanson, Augustana (SD)
1986	Dean Hall, Edinboro
1987	Carlton Haselrig, Pitt.-Johnstown
1988	Carlton Haselrig, Pitt.-Johnstown

Year	Name, School
1989	Carlton Haselrig, Pitt.-Johnstown
1990	Matt Blevin, San Fran. St.
1991	Luke Parham, Cal Poly Humboldt
1992	Jason Bingaman, Lake Superior St.
1993	Jason Bingaman, Lake Superior St.
1994	Jim Bezotte, Wis.-Parkside
1995	Tony Kenning, Minnesota St.
1996	Tony Kenning, Minnesota St.
1997	Ryan Resel, South Dakota St.
1998	Ryan Resel, South Dakota St.
1999	Shane Carwin, Western Colo.
2000	Jon Madsen, South Dakota St.
2001	Nick Severson, North Dakota St.
2002	Nick Severson, North Dakota St.
2003	Les Sigman, Omaha
2004	Les Sigman, Omaha
2005	Les Sigman, Omaha
2006	Les Sigman, Omaha
2007	Tervel Dlagnev, Neb.-Kearney
2008	Tervel Dlagnev, Neb.-Kearney
2009	Cy Wainwright, Newberry
2010	Elijah Madison, Omaha
2011	Matthew Meuleners, Northern St.
2012	Matthew Meuleners, Northern St.
2013	Tyrell Fortune, Grand Canyon
2014	Ziad Haddad, Kutztown
2015	Ziad Haddad, Kutztown
2016	Joseph Fagiano, California Baptist
2017	Garrett Gray, Tiffin
2018	Terrance Fanning, Wheeling
2019	Andrew Dunn, Kutztown
2021	Kameron Teacher, St. Cloud St.
2022	Darrell Mason, Minnesota St.
2023	Shawn Strack, Central Okla.
2024	Shawn Strack, Central Okla.

DISCONTINUED WEIGHT CLASSES

115-POUND WEIGHT CLASS

Year	Name, School
1963	Van Doughty, Western Colo.
1964	Terry Finn, Southern Ill.
1965	Steve Johansen, Fresno St.
1966	Michael Remer, Cal Poly
1967	Rich Sanders, Portland St.
1968	Curt Alexander, Truman
1969	Terry Hall, Cal Poly

118-POUND WEIGHT CLASS

Year	Name, School
1970	Terry Hall, Cal Poly
1971	Gary McBride, Cal Poly
1972	Bruce Biondi, SUNY Brockport
1973	Jack Spates, Slippery Rock
1974	Terrence Perdew, Old Dominion
1975	Randy Batten, Chattanooga
1976	Randy Batten, Chattanooga
1977	Brent Hagen, Minnesota St.

Year	Name, School
1978	John Azevedo, CSU Bakersfield
1979	Joe Gonzales, CSU Bakersfield
1980	Joe Gonzales, CSU Bakersfield
1981	Adam Cuestas, CSU Bakersfield
1982	Adam Cuestas, CSU Bakersfield
1983	Adam Cuestas, CSU Bakersfield
1984	Tim Wright, SIUE
1985	Tim Wright, SIUE
1986	Tim Wright, SIUE
1987	Tim Wright, SIUE
1988	Roger Singleton, Grand Valley St.
1989	Broderick Lee, Portland St.
1990	Broderick Lee, Portland St.
1991	Donnell Rawls, Winston-Salem
1992	Randy Zellner, Central Okla.
1993	Brian Kapusta, North Dakota St.
1994	Brian Kapusta, North Dakota St.
1995	Brian Kapusta, North Dakota St.
1996	Scott Goodale, Colo. Sch. of Mines
1997	Damon Broadbent, San Fran. St.
1998	Jody Strittmatter, Pitt.-Johnstown

123-POUND WEIGHT CLASS

Year	Name, School
1963	Terry Finn, Southern Ill.
1964	Howard Gangestad, Minnesota St.
1965	Howard Gangestad, Minnesota St.
1966	Warren Crow, Albany (NY)
1967	Warren Crow, Albany (NY)
1968	Rich Sanders, Portland St.
1969	John Walter, Oswego St.

126-POUND WEIGHT CLASS

Year	Name, School
1970	Larry Wagner, Northern Colo.
1971	Chris Black, Franklin & Marshall
1972	Chris Black, Franklin & Marshall
1973	Phil Reimnitz, North Dakota St.
1974	Tom Garcia, UNI
1975	Alex Gonzales, San Fran. St.
1976	Rick Jensen, South Dakota St.
1977	Randy Batten, Chattanooga
1978	Sam Harriman, Augustana (SD)
1979	John Azevedo, CSU Bakersfield
1980	John Azevedo, CSU Bakersfield
1981	Dan Cuestas, CSU Bakersfield
1982	Dan Cuestas, CSU Bakersfield
1983	Don Stevens, SIUE
1984	Don Stevens, SIUE
1985	Anthony Amado, Portland St.
1986	Alan Grammer, SIUE
1987	Haig Brown, Portland St.
1988	Rick Goeb, North Dakota St.
1989	Mark Burrell, Central Mo.
1990	Mark Burrell, Central Mo.
1991	Phil Johns, SIUE
1992	Broderick Lee, Portland St.
1993	Jeff Sill, Omaha
1994	Brian Melchiori, Central Okla.
1995	Brian Melchiori, Central Okla.
1996	Lee Schickel, Pitt.-Johnstown

Year	Name, School
1997	Adam Feldman, South Dakota St.
1998	Matt Goodson, Central Okla.

130-POUND WEIGHT CLASS

Year	Name, School
1963	Dee Brainerd, South Dakota St.
1964	Dave Linder, Colo. Sch. of Mines
1965	Dale Stryker, Western Colo.
1966	Bob Soulek, Minnesota St.
1967	Bob Soulek, Minnesota St.
1968	Glen Younger, Western Colo.
1969	Len Groom, Northern Colo.

134-POUND WEIGHT CLASS

Year	Name, School
1970	Stan Zeamer, Northwest Mo. St.
1971	Ken Stockdale, Minnesota St.
1972	Rod Irwin, Slippery Rock
1973	Larry Morgan, Cal Poly
1974	Jim Miller, UNI
1975	Jim Miller, UNI
1976	Jack Eustice, Minnesota St.
1977	Franc Affentranger, CSU Bakersfield
1978	Frank Gonzales, Omaha
1979	Bob McGuinn, Eastern Ill.
1980	Craig Jordan, Minnesota St.
1981	Mark Bower, Augustana (SD)
1982	Mike Garcia, Central Mo.
1983	Steve Carr, North Dakota St.
1984	Steve Markey, CSU Bakersfield
1985	Alan Grammer, SIUE
1986	Steve Stearns, SIUE
1987	Pat Dorn, South Dakota St.
1988	Pat Dorn, South Dakota St.
1989	James Sisson, Portland St.
1990	Mike Pantoya, Northern Colo.
1991	Mike Pantoya, Northern Colo.
1992	Lloyd Wurm, North Dakota St.
1993	Glen Frank, Colo. Sch. of Mines
1994	Ryan Martin, Central Okla.
1995	Mike Keim, Central Okla.
1996	Corey Kline, Ashland
1997	George Thompson, North Dakota St.
1998	Brauman Creighton, Omaha

137-POUND WEIGHT CLASS

Year	Name, School
1963	Bill Dotson, UNI
1964	Bob Hollingshead, Western Colo.
1965	Ronald Knoebel, Lycoming
1966	Robert Palmer, Montana
1967	Masaru Yatabe, Portland St.
1968	Masaru Yatabe, Portland St.
1969	Paul Stehman, Northwest Mo. St.
1970	Lester Bright, Old Dominion

142-POUND WEIGHT CLASS

Year	Name, School
1971	Jim Guizzotti, Ashland

Year	Name, School
1972	Glenn Anderson, Cal Poly
1973	Lee Petersen, North Dakota St.
1974	Ken Snyder, UNI
1975	Ken Snyder, UNI
1976	Gary Bentrin, UNI
1977	Gary Bentrin, UNI
1978	Ralph McCausland, Eastern Ill.
1979	Tom Gongora, CSU Bakersfield
1980	Steve Spangenberg, Northern Mich.
1981	Ryan Kaufman, Omaha
1982	Mike Langlais, North Dakota St.
1983	Jessie Reyes, CSU Bakersfield
1984	Jessie Reyes, CSU Bakersfield
1985	Eric Lessley, Cal Poly Humboldt
1986	Greg Wright, Edinboro
1987	Junior Saunders, CSU Bakersfield
1988	Warren Stewart, Liberty
1989	Travis West, Portland St.
1990	James Sisson, Portland St.
1991	Scott Ruff, Omaha
1992	James Sisson, Portland St.
1993	Todd Drake, Central Okla.
1994	Jerry Best, Central Okla.
1995	Jerry Best, Central Okla.
1996	Jerry Best, Central Okla.
1997	Jason Reitmeier, Augustana (SD)
1998	Troy Szydel, Minnesota St.

145-POUND WEIGHT CLASS

Year	Name, School
1966	Dennis Downing, Cal Poly
1967	Bob Wendel, Minnesota St.
1968	Kent Wyatt, Cal Poly
1969	Chuck Seal, Portland St.

147-POUND WEIGHT CLASS

Year	Name, School
1963	Jim Sanford, UNI
1964	Richard Hickman, Colo. Sch. of Mines
1965	Joe Bavaro, Gettysburg

150-POUND WEIGHT CLASS

Year	Name, School
1970	Stan Dziedzic, Slippery Rock
1971	Stan Dziedzic, Slippery Rock
1972	Wade Schalles, Clarion
1973	Glenn Anderson, Cal Poly
1974	Bill Luckenbaugh, East Stroudsburg
1975	Randy Watts, Bloomsburg
1976	Dan Houtchens, CSU Bakersfield
1977	Mark Reimnitz, North Dakota St.
1978	Kirk Simet, South Dakota St.
1979	Scott Madigan, Minnesota St.
1980	Ken Gallagher, UNI
1981	Glenn Cooper, CSU Bakersfield
1982	Gary Erwin, Jacksonville St.
1983	Mark Manning, Omaha
1984	Mike Langlais, North Dakota St.
1985	Mark Manning, Omaha
1986	Bob Kauffman, Edinboro

Year	Name, School
1987	Kip Kristoff, SIUE
1988	Dan Russell, Portland St.
1989	Dan Russell, Portland St.
1990	Johnny Nimmo, Central Okla.
1991	Ali Amiri Eliasi, Neb.-Kearney
1992	Dax Charles, CSU Pueblo
1993	Jim Gale, Minnesota St.
1994	Hiag Brown, Portland St.
1995	Brian Zanders, Omaha
1996	Shawn Bateman, Central Okla.
1997	James Branch, West Liberty
1998	Travis King, South Dakota St.

152-POUND WEIGHT CLASS

Year	Name, School
1966	Joe Bavaro, Gettysburg
1967	Clarence Seal, Portland St.
1968	John Finch, Cal Poly
1969	Carl Ragland, Old Dominion

158-POUND WEIGHT CLASS

Year	Name, School
1970	Don Dixon, SUNY Maritime
1971	Clint Young, UNI
1972	Stan Dziedzic, Slippery Rock
1973	Wade Schalles, Clarion
1974	Cliff Hatch, Cal Poly
1975	Turner Jackson, Chattanooga
1976	Turner Jackson, Chattanooga
1977	Ed Torrejon, Eastern Ill.
1978	Gary Bentrin, UNI
1979	Bob Holland, Eastern Ill.
1980	William Smith, Morgan St.
1981	Perry Shea, CSU Bakersfield
1982	Perry Shea, CSU Bakersfield
1983	John Davis, Morgan St.
1984	John Davis, Morgan St.
1985	Mike Haahes, Edinboro
1986	Pat Huyck, CSU Bakersfield
1987	Kory Mosher, North Dakota
1988	Kory Mosher, North Dakota
1989	Tim Briggs, North Dakota
1990	Dan Russell, Portland St.
1991	Chris Mihlfeld, Central Mo.
1992	Keith Cunningham, Central Okla.
1993	Wes White, Central Okla.
1994	Wes White, Central Okla.
1995	Gene Hanemann, St. Cloud St.
1996	Mark Cunningham, Central Okla.
1997	Greg Jackson, San Fran. St.
1998	Mark Pazdernik, North Dakota St.

160-POUND WEIGHT CLASS

Year	Name, School
1966	John Carr, Wilkes
1967	Don Morrison, Colo. Sch. of Mines
1968	Joe Wiendl, Wilkes
1969	Joe Wiendl, Wilkes

167-POUND WEIGHT CLASS

Year	Name, School
1963	Jim Gass, Cornell College
1964	Don Millard, Southern Ill.
1965	John Carr, Wilkes
1966	William Bachardy, Lycoming
1967	Mike Gallego, Fresno St.
1968	Mike Gallego, Fresno St.
1969	John Woods, Cal Poly
1970	Eric Bates, Illinois St.
1971	John Stevenson, Franklin & Marshall
1972	John Stevenson, Franklin & Marshall
1973	Bill Simpson, Clarion
1974	Ron Sheehan, Bloomsburg
1975	Lloyd Teasley, San Fran. St.
1976	Bill Mitchell, Central Okla.
1977	Florencio Rocha, CSU Bakersfield
1978	Keith Poolman, UNI
1979	Mike Abrams, Grand Valley St.
1980	Jon Lundberg, Augustana (SD)
1981	Mark Gronowski, Eastern Ill.
1982	Mike Cribbs, Lake Superior St.
1983	Greg Veal, Morgan St.
1984	Dave Cornemann, South Dakota St.
1985	Matt Furey, Edinboro
1986	Darryl Pope, CSU Bakersfield
1987	Marty Morgan, North Dakota St.
1988	Mark Kristoff, SIUE
1989	Ted Price, Wis.-Parkside
1990	Howard Moore, Central Okla.
1991	Dan Russell, Portland St.
1992	Howard Moore, Central Okla.
1993	Keith Cunningham, Central Okla.
1994	Justin Smith, Minnesota St.
1995	Ralphael Kizzee, Omaha
1996	Roy Dillow, Colo. Sch. of Mines
1997	Nate Hendrickson, MSU Moorhead
1998	Steve Saxlund, North Dakota St.

177-POUND WEIGHT CLASS

Year	Name, School
1963	Ken Houston, Southern Ill.
1964	Dave Schmidt, St. Olaf
1965	Phillip Sullivan, Cal Poly
1966	Don Parker, UNI
1967	Don Parker, UNI
1968	Larry Amundson, Minnesota St.
1969	Ken Bos, Cal Poly
1970	Don Trapp, South Dakota St.
1971	Bill Demaray, North Dakota St.
1972	Bill Demaray, North Dakota St.
1973	Jim Kulpa, Western Ill.
1974	Floyd Hitchcock, Bloomsburg
1975	Gary Christensen, Minnesota St.
1976	David Weeks, Chattanooga
1977	Jeff Hoherts, South Dakota St.
1978	Steve Draper, CSU Bakersfield
1979	Mark Hattendorf, SIUE
1980	Brian Parlet, Augustana (SD)
1981	Jeff Hohertz, South Dakota St.

Year	Name, School
1982	Mark Loomis, CSU Bakersfield
1983	Scott Mansur, Portland St.
1984	Booker Benford, SIUE
1985	Booker Benford, SIUE
1986	Marvin Jones, CSU Bakersfield
1987	Darryl Pope, CSU Bakersfield
1988	RJ Nebe, Omaha
1989	Tony Champion, Portland St.
1990	Tony Champion, Portland St.
1991	Tony Champion, Portland St.
1992	Mike Leberknight, Northern Colo.
1993	Mike Leberknight, Northern Colo.
1994	Chad Lamer, South Dakota St.
1995	Chad Lamer, South Dakota St.
1996	Scott Shipman, West Liberty
1997	Corry Royal, Omaha
1998	John Simpson, Colo. Sch. of Mines

190-POUND WEIGHT CLASS

Year	Name, School
1970	Regen Beers, SUNY Brockport
1971	Bob Backlund, North Dakota St.
1972	Fletcher Carr, Tampa
1973	Fletcher Carr, Tampa
1974	Keith Leland, Cal Poly
1975	Brad Rheingans, North Dakota St.
1976	Mike Bull, CSU Bakersfield
1977	Jerry Washington, SIUE
1978	Kirk Myers, UNI
1979	Kirk Myers, UNI
1980	Kirk Myers, UNI
1981	Geno Savegnago, Eastern Ill.
1982	Jeff Esmont, Ashland
1983	Greg Wilcox, Omaha
1984	Ernie Badger, SIUE
1985	Koln Knight, Augustana (SD)
1986	Koln Knight, Augustana (SD)
1987	Eric Mittlestead, CSU Bakersfield
1988	Ken Hackman, California (PA)
1989	Ken Hackman, California (PA)
1990	Greg Oplotnik, Central Okla.
1991	Pat Gentzler, Omaha
1992	Trevor Clark, SIUE
1993	Brian Loeffler, South Dakota St.
1994	Justin Blasius, South Dakota St.
1995	Ryan Wolters, North Dakota St.
1996	Chad Lamer, South Dakota St.
1997	Lee Lofton, San Fran. St.
1998	Link Steffen, Southwest Minn. St.

191-POUND WEIGHT CLASS

Year	Name, School
1963	Roger Plapp, Southern Ill.
1964	Al Rozman, Western Colo.
1965	Al Rozman, Western Colo.
1966	Fred Johnson, Augustana (IL)
1967	Willie Williams, Illinois St.
1968	Tom Kline, Cal Poly
1969	Tom Kline, Cal Poly

TEAM FINISHES

Team (Years In Which Team Scored)	Years	1st	2nd	3rd	4th	5th	Best Finish (Year[s])
Adams St. (1993-94-95-96-97-98-99-2000-01-02-03-04-05-06-07-08-09-10-11-12-13-14-15-16-17-18-19-21-22-23-24)	31	0	0	0	0	5	5th (2007-08-09-22-23)
Akron (1965-70-71-72-73-74-75-76-78)	9	0	0	0	0	0	14th (1974)
Albany (NY) (1965-66-67-73)	4	0	0	0	0	0	15th (1967)
Alderson Broadus (2018-19-22)	3	0	0	0	0	0	26th (2022)
Allegheny (1967)	1	0	0	0	0	0	37th (1967)
American Int'l (1995-97-98-2000-01-12-21-22)	8	0	0	0	0	0	17th (2000)
Amherst (1970-71-72-73)	4	0	0	0	0	0	26th (1970)
Anderson (SC) (2000-01-03-04-05-09-10-12-13-15)	10	0	0	0	0	0	17th (2005-10)
Ashland (1967-68-69-70-71-72-73-80-81-82-83-84-85-86-87-88-89-90-91-92-93-94-95-96-97-98-99-2000-01-02-03-04-05-06-07-08-09-10-11-12-13-14-15-16-17-18-19-21-22-23-24)	51	0	0	0	2	3	4th (1985-2002)
Augustana (IL) (1964-65-66-67-68-69-70-71-72-73)	10	0	0	0	0	1	5th (1966)
Augustana (SD) (1967-68-73-74-75-76-77-78-79-80-81-82-83-84-85-86-87-88-89-90-91-92-93-94-96-97-98-99-2000-01-02-03-04-05-06-07-08-09-10-11-12-13-14-15-16-17-18-19-21-22-23-24)	52	0	3	3	0	0	2nd (1977-2005-10)
Ball St. (1965-67-68)	3	0	0	0	0	0	16th (1965)
Baltimore (1968-72-73-75)	4	0	0	0	0	0	23rd (1975)
Bellarmino (2019)	1	0	0	0	0	0	34th (2019)
Belmont Abbey (2007-08-10-14-15-18-21-22-23-24)	10	0	0	0	0	0	20th (2022)
Beloit (1966-68)	2	0	0	0	0	0	32nd (1966)
Bemidji St. (1982-83)	2	0	0	0	0	0	30th (1983)
Binghamton (1972-73-99)	3	0	0	0	0	0	24th (1999)
Bloomsburg (1974-75)	2	0	0	0	0	1	5th (1974)
Boise St. (1970)	1	0	0	0	0	0	43rd (1970)
Bowdoin (1972)	1	0	0	0	0	0	73rd (1972)
Buffalo (1989-90-91)	3	0	0	0	0	0	14th (1990)
Cal Poly (1965-66-67-68-69-70-71-72-73-74)	10	8	1	0	0	0	1st (1966-68-69-70-71-72-73-74)
Cal Poly Humboldt (1969-70-71-72-73-74-81-82-83-84-85-86-87-89-90-91)	16	0	0	0	1	0	4th (1981)
Cal Poly Pomona (1964-71-78)	3	0	0	0	0	0	8th (1964)
Cal St. Fullerton (1970-71-72-73-74)	5	0	0	0	0	0	13th (1973)
California (PA) (1979-81-85-86-87-88-89-90-91)	9	0	0	0	0	0	7th (1989)
California Baptist (2014-15-16-17-18)	5	0	0	2	0	0	3rd (2017-18)
Carleton (1968)	1	0	0	0	0	0	45th (1968)
Carson-Newman (1994-95-96-97-98-99-2000-01-02-05-06-07)	12	0	0	0	0	0	10th (1998-99-2000)
Central (IA) (1972)	1	0	0	0	0	0	47th (1972)
Central Conn. St. (1970-73-74-76-77-78-79-81-82-83)	10	0	0	0	0	0	12th (1981)
Central Mich. (1968-69-70-71)	4	0	0	0	0	0	6th (1970)
Central Mo. (1966-68-69-71-73-74-75-76-77-78-79-80-81-82-83-85-86-87-88-89-90-91-92-93-95-96-97-98-99-2000-01-02-03-04-05-06-07-08-09-10-11-14-15-17-22-23-24)	47	0	0	0	0	0	11th (2001-15)
Central Okla. (1966-67-90-91-92-93-94-95-96-97-98-99-2000-01-02-03-04-05-06-07-08-09-10-11-12-13-14-15-16-17-18-19-21-22-23-24)	36	9	5	4	3	1	1st (1992-93-94-95-2002-03-07-23-24)
Central Wash. (1999-2000-01-02-03-04)	6	0	0	0	0	0	12th (2002)
Chadron St. (1993-94-95-96-97-98-99-2000-01-02-03-04-06-07-08-09-10-11-13-14-16-17-18-19-23-24)	26	0	0	0	0	0	6th (2007)
Chattanooga (1972-73-74-75-76-77)	6	0	1	1	0	0	2nd (1976)
Cheyney (1988-89-90-91-92-94-95)	7	0	0	0	0	0	10th (1991)
Chicago St. (1980-82-84)	3	0	0	0	0	0	21st (1980)
Chico St. (1966-67-68-69-70-71-72-74-75-76-77-78-79-80-81-82-84-85-86-87-88-89-90-91)	24	0	0	0	0	0	6th (1991)
Clarion (1972-73)	2	0	1	0	0	1	2nd (1973)
Clarkson (1967)	1	0	0	0	0	0	43rd (1967)
Cleveland St. (1967-68-69-70-71-72-73)	7	0	0	0	0	0	8th (1973)
Coast Guard (1970-71-72-73)	4	0	0	0	0	0	26th (1971)
Coe (1965-66-71-73)	4	0	0	0	0	0	20th (1965)
Coker (2014-15-16-19-24)	5	0	0	0	0	0	27th (2016)
Colo. Sch. of Mines (1963-64-65-66-67-68-69-71-80-87-88-89-90-91-93-94-95-96-97-98-99-2001-02-03-04-05-11-13-17-19-21-22-23-24)	34	0	1	0	1	0	2nd (1964)
Colorado Mesa (2009-11-12-13-14-15-16-17-18-19-21-22-23)	13	0	0	0	0	0	8th (2021-22)
Cornell College (1963-64-65-66-68-69-70-71-73)	9	0	0	0	0	1	5th (1963)
CSU Bakersfield (1973-74-75-76-77-78-79-80-81-82-83-84-85-86-87)	15	8	2	1	0	0	1st (1976-77-79-80-81-82-83-87)

Team (Years In Which Team Scored)	Years	1st	2nd	3rd	4th	5th	Best Finish (Year[s])
CSU Pueblo (1992-93-94-95-96-97-98-99-2000-01-10-11-12-13-14-15-16-17-18-19-22-24)	22	0	0	0	1	3	4th (1999)
CSUN (1965)	1	0	0	0	0	0	28th (1965)
CWRU (1972)	1	0	0	0	0	0	63rd (1972)
Davenport (2024)	1	0	0	0	0	0	34th (2024)
Davis & Elkins (2021-22)	2	0	0	0	0	0	35th (2021-22)
Delaware Valley (1971-73)	2	0	0	0	0	0	48th (1971)
Denison (1965-66-67-69-70)	5	0	0	0	0	0	16th (1965)
DePauw (1973)	1	0	0	0	0	0	57th (1973)
Drexel (1967-68)	2	0	0	0	0	0	31st (1967)
Drury (2019-21-22-23)	4	0	0	0	0	0	26th (2023)
East Stroudsburg (1969-70-71-72-74-75-76-2010-11-12-13-15-19)	13	0	0	0	0	1	5th (1971)
Eastern Ill. (1964-66-67-68-70-71-72-73-74-75-76-77-78-79-80-81)	16	0	2	2	1	0	2nd (1979-81)
Eastern Mich. (1966-67-71-72)	4	0	0	0	0	0	12th (1966)
Eastern Wash. (1981-82)	2	0	0	0	0	0	27th (1982)
Edinboro (1985-86)	2	0	1	0	0	1	2nd (1986)
Elizabeth City St. (1983)	1	0	0	0	0	0	32nd (1983)
Elizabethtown (1967-68-69-70-72)	5	0	0	0	0	0	28th (1970)
Elmhurst (1972)	1	0	0	0	0	0	63rd (1972)
Emmanuel (GA) (2019-21-24)	3	0	0	0	0	0	36th (2021)
Evansville (1975-76-77)	3	0	0	0	0	0	31st (1975-77)
Fairmont St. (2021-24)	2	0	0	0	0	0	16th (2021)
Ferris St. (1981-82-83-84-85-87-88-89-90-91-92-93-94)	13	0	1	0	1	0	2nd (1989)
Findlay (2001-02-03-04-05-06-07-08-09-10-11-12-13-14-15-16-17-18-19-21-22)	21	0	0	1	0	2	3rd (2012)
FIU (1976-77-78-80-81)	5	0	0	0	0	0	20th (1980)
Florida Tech (1974-75-77-78)	4	0	0	0	0	0	18th (1977)
Fort Hays St. (1994-95-96-97-98-99-2000-02-03-04-05-06-07-08-09-10-11-12-13-14-15-16-17-18-19-21-22-23-24)	29	0	0	0	0	0	9th (2000)
Fort Lewis (1967-80-94)	3	0	0	0	0	0	31st (1994)
Franklin & Marshall (1971-72-73)	3	0	0	0	0	0	8th (1971)
Fresno St. (1964-65-66-67-68)	5	0	0	0	0	0	9th (1966)
Frostburg St. (2024)	1	0	0	0	0	0	33rd (2024)
Gannon (1987-88-90-91-99-2000-01-02-03-04-05-06-07-08-09-10-11-12-13-14-15-16-17-18-19-21-22-23-24)	29	0	0	0	0	0	7th (2001)
Gardner-Webb (1997-98-99)	3	0	0	0	0	0	25th (1999)
George Mason (1975-77)	2	0	0	0	0	0	31st (1977)
Gettysburg (1965-66)	2	0	0	0	0	0	7th (1966)
Glennville St. (2022-23-24)	3	0	0	0	0	0	9th (2023)
Grand Canyon (2010-11-12-13)	4	0	0	1	0	0	3rd (2012)
Grand Valley St. (1976-79-80-81-82-83-84-86-87-88-89-90-91-92-93-24)	16	0	0	0	0	0	7th (1990)
Grinnell (1964)	1	0	0	0	0	0	29th (1964)
Gust. Adolphus (1965-66-67-68)	4	0	0	0	0	0	13th (1966)
Hampden-Sydney (1967)	1	0	0	0	0	0	33rd (1967)
Hampton (1981-83)	2	0	0	0	0	0	42nd (1981)
Hartford (1973)	1	0	0	0	0	0	76th (1973)
Hiram (1963-64-65-71-72-73)	6	0	0	0	0	0	10th (1963)
Howard (1968-70-72)	3	0	0	0	0	0	39th (1968)
Idaho St. (1964-68)	2	0	0	0	0	0	13th (1968)
Illinois St. (1966-67-68-69-70)	5	0	0	0	1	0	4th (1967)
Indiana (PA) (1967-73-84)	3	0	0	0	0	0	27th (1984)
Ithaca (1969-70)	2	0	0	0	0	0	24th (1969)
Jacksonville St. (1980-81-82)	3	0	0	0	0	0	14th (1982)
James Madison (1976)	1	0	0	0	0	0	38th (1976)
John Carroll (1967-68-69-70-71-72-73)	7	0	0	0	0	0	16th (1971)
Kalamazoo (1971-73)	2	0	0	0	0	0	48th (1971)
King (TN) (2011-12-17-18-19-21-22-23-24)	9	0	0	0	0	0	19th (2018)
King's (PA) (1973-77)	2	0	0	0	0	0	38th (1977)
Knox (1966)	1	0	0	0	0	0	43rd (1966)
Kutztown (1992-93-94-95-96-97-98-99-2000-01-02-03-05-06-07-09-10-11-12-13-14-15-16-17-18-19-22-23-24)	29	0	0	0	0	0	10th (2019)
Lake Erie (2012-13-14-15-16-17-18-21-22-23-24)	11	0	0	0	0	0	12th (2023)
Lake Forest (1968-72)	2	0	0	0	0	0	52nd (1968)
Lake Superior St. (1972-79-81-82-85-86-87-88-89-90-91-92-93-94)	14	0	0	0	0	0	7th (1991)
Lander (2022-23-24)	3	0	2	0	0	0	2nd (2023-24)
Lawrence (1970)	1	0	0	0	0	0	32nd (1970)
Lebanon Valley (1965-72)	2	0	0	0	0	0	27th (1965)
Liberty (1984-85-86-87-88)	5	0	0	0	0	1	5th (1986)

Team (Years In Which Team Scored)	Years	1st	2nd	3rd	4th	5th	Best Finish (Year[s])
Limestone (2005-06-07-08-09-10-11-12-15-17-18-19-22-23-24)	15	0	0	0	0	0	14th (2012-17)
Lincoln (MO) (1974-75-76)	3	0	0	0	0	0	23rd (1976)
Lincoln (PA) (1967-68-72)	3	0	0	0	0	0	33rd (1967)
Lindenwood (2014-15-16-18-19-21-22)	7	0	0	1	0	0	3rd (2021)
LIU Post (1964-65-66-67-68-69-70-72-73-74-75-76-77-78-79-80-81-82-85-86-2015-16-17-18-19)	25	0	0	0	0	0	12th (1964)
Livingstone (1976-80-84-85-86-88)	6	0	0	0	0	0	23rd (1985)
Lock Haven (1972-73)	2	0	0	0	0	0	17th (1973)
Long Beach St. (1963-67-68)	3	0	0	0	0	0	14th (1963)
Longwood (1984-89-90-92-2001)	5	0	0	0	0	0	26th (2001)
Loras (1964)	1	0	0	0	0	0	24th (1964)
Luther (1963-64-65-66-67-68-69-70-71-72-73)	11	0	0	0	0	0	8th (1963)
Lycoming (1963-64-65-66-67-69-70-72)	8	0	0	0	0	0	6th (1965)
Macalester (1964)	1	0	0	0	0	0	24th (1964)
MacMurray (1965-66-67-68-70-73)	6	0	0	0	0	0	7th (1965)
Mansfield (1982-89-92-95-97-98)	6	0	0	0	0	0	29th (1982-95-97)
Marietta (1970)	1	0	0	0	0	0	48th (1970)
Mary (2008-10-11-12-13-18-19-21-22-23-24)	11	0	0	0	0	0	13th (2023)
Maryville (MO) (1967-2012-13-14-15-16-17-18-19-21-22-24)	12	0	0	2	0	1	3rd (2014-15)
Massachusetts (1966)	1	0	0	0	0	0	28th (1966)
McDaniel (1967-68)	2	0	0	0	0	0	43rd (1967)
McKendree (2014-15-16-17-18-19-21-22-23-24)	10	0	0	1	1	2	3rd (2019)
Merchant Marine (1966-67-71-72-73)	5	0	0	0	0	0	19th (1967)
Mercyhurst (2002-03-04-05-06-07-08-09-10-11-12-13-14-15-16-17-18-19-22-23-24)	30	0	0	0	1	0	4th (2015)
Michigan Tech (1976-77-78)	3	0	0	0	0	0	31st (1978)
Millersville (1972-73-2018-19-22-23-24)	7	0	0	0	0	0	11th (2019)
Milwaukee (1967-68-70)	3	0	0	0	0	0	11th (1967)
Minn. Duluth (1977-80-81-82-83-93-94)	7	0	0	0	0	0	12th (1994)
Minn.-Morris (1998-99-2002)	3	0	0	0	0	0	26th (1999)
Minnesota St. (1963-64-65-66-67-68-69-70-71-72-73-74-75-76-77-78-79-80-82-83-84-86-87-88-89-90-91-92-93-94-95-96-97-98-99-2000-01-02-03-04-05-06-07-08-09-10-11-12-13-15-16-17-18-19-21-22-23)	57	1	3	3	5	2	1st (1965)
Minot St. (2018-23)	2	0	0	0	0	0	26th (2018)
Missouri S&T (1973)	1	0	0	0	0	0	57th (1973)
Missouri St. (1968-69-71-72-74-75-77-79-80-81-82)	11	0	0	0	0	0	22nd (1968)
Mo.-St. Louis (1973-75-81)	3	0	0	0	0	0	37th (1981)
Monmouth (IL) (1965-66-68-73)	4	0	0	0	0	0	14th (1965)
Montana (1966)	1	0	0	0	0	0	11th (1966)
Montclair St. (1964-70-72-73)	4	0	0	0	0	0	20th (1964)
Montevallo (2024)	1	0	0	0	0	0	21st (2024)
Moravian (1966-67-70-72)	4	0	0	0	0	0	22nd (1966)
Morgan St. (1964-75-77-78-79-80-81-82-83-84)	10	0	0	0	1	0	4th (1984)
Morningside (1967-68-69)	3	0	0	0	0	0	26th (1967)
Mount Union (1972-73)	2	0	0	0	0	0	36th (1972)
Mount Olive (2022-23)	2	0	0	0	0	0	29th (2023)
MSU Moorhead (1969-70-71-72-73-74-75-76-78-79-81-96-97-98-99-2000-01-02-03-04-05-06-07-08-09-10-11-12-14-15-16-17-19-21)	34	0	0	0	0	1	5th (1969)
N.M. Highlands (2006-07-08-09-10-18-22)	7	0	0	0	0	0	17th (2010)
Neb.-Kearney (1991-92-93-94-95-96-97-98-2000-01-02-03-04-05-06-07-08-09-10-11-12-13-14-15-16-17-18-19-21-22-23-24)	32	4	6	3	2	1	1st (2008-12-13-22)
Nevada (1968-69)	2	0	0	0	0	0	30th (1969)
Newberry (2006-07-08-09-10-11-12-13-14-15-16-17-18-19-21-22-23-24)	18	0	1	0	0	1	2nd (2009)
Newman (2010-16-17-18-19-21-24)	7	0	0	0	0	0	12th (2018)
NIU (1965-66)	2	0	0	0	1	0	4th (1965)
Norfolk St. (1968-81-84-85-86-87-88-89-90-91-93-94-95)	13	0	0	0	0	0	13th (1995)
North Central (IL) (1963-68-69)	3	0	0	0	0	0	16th (1963)
North Dakota (1966-73-74-75-76-77-80-82-83-84-85-86-87-88-89-90-91-92-93-94-95-96-97-98)	24	0	0	1	2	1	3rd (1990)
North Dakota St. (1966-68-69-70-71-72-73-74-75-76-77-78-79-80-81-82-83-84-85-86-87-88-89-90-91-92-93-94-95-96-97-98-99-2000-01-02-03-04)	38	4	6	6	6	5	1st (1988-98-2000-01)
North Park (1969-70-72-73)	4	0	0	0	0	0	27th (1969)
Northern Colo. (1969-70-71-72-73-80-81-82-83-84-85-87-88-89-90-91-92-93-94-95-96-97-98-99-2000-01-02-03)	28	0	1	1	1	1	2nd (1969)
Northern Mich. (1969-70-71-72-73-74-75-76-77-78-79-80-81-82-83-84-85-86-87-88)	20	0	0	0	0	2	5th (1980-84)
Northern St. (1996-99-2001-02-03-04-05-07-08-09-10-11-12-13-15-16-17-18-22-23-24)	21	0	0	0	0	0	15th (2004-11-24)

Team (Years In Which Team Scored)	Years	1st	2nd	3rd	4th	5th	Best Finish (Year[s])
Northwest Mo. St. (1964-65-66-67-68-69-70-71-72-73-75-78-80-81-82-84-85-86)	18	0	0	0	0	0	9th (1964)
Notre Dame (OH) (2013-14-15-16-17-18-19-21-22-23-24)	11	2	2	1	1	0	1st (2014-17)
NYU (1964)	1	0	0	0	0	0	24th (1964)
Oakland (1977-78-79-81-82-83-84-85-86)	9	0	0	0	0	0	18th (1986)
Ohio Northern (1973)	1	0	0	0	0	0	50th (1973)
Ohio Valley (2017-18)	2	0	0	0	0	0	35th (2017)
Ohio Wesleyan (1970-73)	2	0	0	0	0	0	43rd (1970)
Old Dominion (1966-67-68-69-70-72-73-74-75-76)	10	0	0	0	0	0	6th (1969)
Omaha (1975-76-77-78-79-80-81-82-83-84-85-86-87-88-89-90-91-92-93-94-95-96-97-98-99-2000-01-02-03-04-05-06-07-08-09-10-11)	37	7	6	10	2	2	1st (1991-2004-05-06-09-10-11)
Oswego St. (1964-65-67-68-69-70-71-72-73)	9	0	0	0	0	0	9th (1969)
Ouachita Baptist (2012-13-14-15-16-18-23-24)	8	0	0	0	1	1	4th (2014)
Parsons (1966)	1	0	0	0	0	0	43rd (1966)
Pfeiffer (1983-84)	2	0	0	0	0	0	16th (1983)
Pitt.-Johnstown (1979-80-81-82-83-84-85-86-87-88-89-90-91-92-93-94-95-96-97-98-99-2000-01-02-03-04-05-06-07-08-09-10-11-12-13-14-15-16-17-18-19-21-22-23-24)	45	2	0	1	4	5	1st (1996-99)
Portland St. (1965-66-67-68-69-82-83-84-85-86-87-88-89-90-91-92-93-94-95-96)	20	3	2	1	1	2	1st (1967-89-90)
Puget Sound (1971-72-73-74-76-77-78)	7	0	0	0	0	0	19th (1978)
Queens (NC) (2019-21-22)	3	0	0	0	0	0	33rd (2021)
Quincy (2023)	1	0	0	0	0	0	39th (2023)
RIT (1963-70-71-72-73)	5	0	0	0	0	0	14th (1963)
Rochester (NY) (1972-73)	2	0	0	0	0	0	47th (1972)
Rowan (1973)	1	0	0	0	0	0	30th (1973)
Sacramento St. (1969-83-84-88-89-90-91-92-93-94)	10	0	0	0	0	0	15th (1988)
Saginaw Valley (1983)	1	0	0	0	0	0	29th (1983)
Saint John's (MN) (1973)	1	0	0	0	0	0	29th (1973)
Salisbury (1975-76)	2	0	0	0	0	0	30th (1976)
San Fran. St. (1967-68-69-70-71-72-73-74-75-76-77-78-79-80-81-82-83-84-85-86-87-88-89-90-91-92-93-94-95-96-97-98-99-2000-01-02-03-04-05-06-08-09-10-11-12-13-14-15-16-18-19-24)	52	1	0	0	0	1	1st (1997)
Seattle Pacific (1968-69-70-71-72-73-74-75)	8	0	0	0	0	0	7th (1972)
Seton Hill (2010-12-13-14-15-16-17-18-19-23-24)	11	0	0	0	0	0	19th (2016)
Sewanee (1963-64)	2	0	0	0	0	0	9th (1963)
Shippensburg (1971-72-73-95-96-98-99-2000-01-04-05-06-07-08-09-10-11-13-15-16-17-18-19-22-23)	25	0	0	1	0	0	3rd (2006)
Shorter (2015-16)	2	0	0	0	0	0	19th (2015)
Simon Fraser (2013-16-17-18-19-23-24)	7	0	0	0	0	0	16th (2018)
Sioux Falls (2024)	1	0	0	0	0	0	37th (2024)
Slippery Rock (1970-71-72-73)	4	0	1	0	1	0	2nd (1971)
SIUE (1974-75-76-77-78-79-80-81-82-83-84-85-86-87-88-89-90-91-92-93-94-95-96-97-98-99-2000-02-03-05-07)	31	3	2	3	2	1	1st (1984-85-86)
Sonoma St. (1971-72-73)	3	0	0	0	0	0	30th (1971)
South Dakota (1966-67-71-73-74-75-76-77)	8	0	0	0	0	0	11th (1977)
South Dakota St. (1963-64-65-66-67-68-69-70-71-72-73-74-75-77-78-79-80-81-82-83-84-85-86-87-88-89-90-91-92-93-94-95-96-97-98-99-2000-01-02-03-04)	41	0	2	2	6	3	2nd (1998-2001)
Southeast Mo. St. (1966-74-75-76-77-79-80-81)	8	0	0	0	0	0	18th (1975)
Southern Conn. St. (1978-79-80-81-82-83-84-85-86-87-88-90-91-92-93-94-95-96)	18	0	0	0	0	0	11th (1988)
Southern Ill. (1963-64-71)	3	0	1	1	0	0	2nd (1963)
Southwest Minn. St. (1996-97-98-99-2001-03-05-06-10-12-13-14-15-16-18-19-21-22-24)	19	0	0	0	0	0	17th (1998-2021)
Springfield (1966-67-68-69-70-71-72-73-74-76-77-78-79-80-81-82-83-84-88-89-91-92-93-94-95)	25	0	0	0	0	0	8th (1970-79)
Springville (1975)	1	0	0	0	0	0	16th (1975)
St. Cloud St. (1971-72-73-74-75-76-77-78-79-80-81-82-83-84-85-86-87-88-89-90-91-92-94-95-96-97-98-99-2000-01-02-03-04-05-08-09-10-11-12-13-14-15-16-17-18-19-21-22-23-24)	50	5	4	1	1	1	1st (2015-16-18-19-21)
St. Joseph's (IN) (1972)	1	0	0	0	0	0	63rd (1972)
St. Lawrence (1972)	1	0	0	0	0	0	38th (1972)
St. Olaf (1964-66-68)	3	0	0	0	0	0	10th (1964)
SUNY Brockport (1967-68-70-72-73)	5	0	0	0	0	0	15th (1972)
SUNY Cortland (1969-72)	2	0	0	0	0	0	27th (1972)
SUNY Geneseo (1973)	1	0	0	0	0	0	57th (1973)
SUNY Maritime (1968-69-70-71)	4	0	0	1	0	0	3rd (1970)
SUNY Oneonta (1967-68-69-70-71)	5	0	0	0	0	0	19th (1967)
SUNY Potsdam (1971-72-73)	3	0	0	0	0	0	25th (1972)

Team (Years In Which Team Scored)	Years	1st	2nd	3rd	4th	5th	Best Finish (Year[s])
Swarthmore (1973)	1	0	0	0	0	0	50th (1973)
Tampa (1972-73-76)	3	0	0	0	0	0	18th (1973)
TCNJ (1972-73)	2	0	0	0	0	0	20th (1972-73)
Thiel (1970)	1	0	0	0	0	0	48th (1970)
Tiffin (2013-15-16-17-18-19-22-23-24)	9	0	0	0	0	0	8th (2019)
Towson (1972-73-74-75-77-78-79)	7	0	0	0	0	0	27th (1977)
Truman (1968-69-70-71-73-76-77-78-79-80-82-93-94-95-97-98-99-2000-02-03-04-05-06-07-08-11-13-18)	28	0	0	0	0	0	10th (1968)
UC Davis (1966-67-69-71-72-73-74-75-76-79-80-81-82-83-84-85-87-88-89-91-92)	21	0	0	0	0	0	12th (1982)
UCF (1979-84)	2	0	0	0	0	0	26th (1979)
UIC (1971-72)	2	0	0	0	0	0	19th (1972)
UIIndy (1972-73-74-75-76-77-78-80-82-83-85-86-87-89-90-91-93-94-95-97-98-99-2000-01-02-03-04-05-06-07-08-10-11-12-13-14-15-16-17-18-19-21-22-23-24)	45	0	0	0	0	0	6th (2022)
UMass Lowell (1978-89-90-91-92-93-95-96-97)	9	0	0	0	0	0	21st (1992-96)
UMBC (1974-76)	2	0	0	0	0	0	24th (1974)
UNC Pembroke (1980-81-82-83-84-85-86-87-88-89-90-91-92-93-95-97-2003-04-05-06-07-08-09-10-11-12-13-14-15-16-17-18-19-21-22-23-24)	37	0	0	0	0	0	7th (2005)
UNI (1963-64-65-66-67-68-69-70-71-72-73-74-75-76-77-78-79-80)	18	2	4	6	1	0	1st (1975-78)
Union (NY) (1970)	1	0	0	0	0	0	38th (1970)
Upper Iowa (1968-2006-07-08-09-10-11-12-13-14-15-16-17-18-19-21-22-23-24)	19	0	0	1	2	1	3rd (2010)
UT Martin (1973-75)	2	0	0	0	0	0	30th (1975)
Valparaiso (1971-75)	2	0	0	0	0	0	37th (1975)
Virginia St. (1975-85-87-88-89-90-91-92)	8	0	0	0	0	0	18th (1990)
Wabash (1966-72)	2	0	0	0	0	0	38th (1966)
Wartburg (1963)	1	0	0	0	0	0	14th (1963)
Wash. & Jeff. (1972)	1	0	0	0	0	0	73rd (1972)
Wash. & Lee (1973)	1	0	0	0	0	0	76th (1973)
Wayne St. (MI) (1968-70-71-74)	4	0	0	0	0	0	38th (1974)
Wesleyan (CT) (1970)	1	0	0	0	0	0	43rd (1970)
West Chester (1964-65-66-67-68-87)	6	0	0	0	0	1	5th (1964)
West Liberty (1996-97-98-99-2000-01-02-03-04-05-06-07-08-09-10-11-12-13-14-18-19-21-22-23-24)	25	0	0	1	1	0	3rd (2022)
Western Colo. (1963-64-65-66-67-68-69-70-71-72-73-74-75-76-77-78-79-93-94-95-96-97-98-99-2000-01-02-03-04-05-06-07-08-09-10-11-12-13-14-15-16-17-18-19-21-22-23-24)	48	2	0	1	3	1	1st (1963-64)
Western Ill. (1966-69-71-72-73-74-75-76-77-78-79-80-81)	13	0	0	0	0	0	10th (1972-73)
Westminster (MO) (1970)	1	0	0	0	0	0	43rd (1970)
Wheaton (IL) (1963-64-66-67-68-69)	6	0	0	0	0	0	6th (1963)
Wheeling (2015-17-18-19)	4	0	1	0	0	0	2nd (2019)
Wilkes (1964-65-66-67-68-69-70-71-72-73)	10	0	1	0	0	3	2nd (1966)
Winona St. (1981-82)	2	0	0	0	0	0	24th (1981)
Winston-Salem (1981-82-83-84-87-88-89-90-91)	9	0	0	0	0	0	15th (1991)
Wis.-Parkside (1979-80-81-82-83-84-85-87-89-90-91-92-93-94-95-96-97-98-99-2000-01-02-03-04-05-06-07-08-09-10-11-12-13-15-16-17-21-22-23-24)	40	0	0	0	0	1	5th (2010)
Wooster (1966-67)	2	0	0	0	0	0	37th (1967)
WPI (1969)	1	0	0	0	0	0	43rd (1969)
Wright St. (1975-77-80-82-84-85-86-87)	8	0	0	0	0	0	10th (1985)
York (PA) (1972)	1	0	0	0	0	0	35th (1972)
Youngstown St. (1976-77-78-79-81)	5	0	0	0	0	0	22nd (1981)

Field was announced in 2020, but championship was canceled due to COVID-19 pandemic.

ALL-TIME TEAM RESULTS

1963

1. Western Colo., 62
2. Southern Ill., 57
3. UNI, 47
4. South Dakota St., 31
5. Cornell College, 27
6. Wheaton (IL), 22
7. Minnesota St., 12
8. Luther, 11
9. Sewanee, 9
10. Hiram, 8
11. (tie) Lycoming and Wartburg, 6
13. Colo. Sch. of Mines, 5
14. (tie) Long Beach St. and RIT, 4
16. North Central (IL), 3

1964

1. Western Colo., 51
2. Colo. Sch. of Mines, 49
3. Southern Ill., 46
4. Minnesota St., 37
5. West Chester, 23
6. UNI, 17
7. Eastern Ill., 16
8. Cal Poly Pomona, 15
9. Northwest Mo. St., 14
10. (tie) St. Olaf and Wheaton (IL), 12
12. (tie) LIU Post and Lycoming, 11
14. (tie) Cornell College and Wilkes, 9
16. Luther, 8
17. (tie) Augustana (IL) and Fresno St., 7
19. Morgan St., 6
20. Montclair St., 5
21. (tie) NIU, Oswego St and South Dakota St., 3
24. (tie) Hiram, Idaho St., Loras, Macalester and NYU, 2
29. (tie) Grinnell and Sewanee, 1

1965

1. Minnesota St., 57
2. Cal Poly, 54
3. Western Colo., 44
4. NIU, 30
5. South Dakota St., 18
6. Lycoming, 17
7. MacMurray, 16
8. San Fran. St., 15
9. Wilkes, 14
10. (tie) Colo. Sch. of Mines, Fresno St. and Gettysburg, 12
13. Augustana (IL), 10
14. Monmouth (IL), 9
15. Northwest Mo. St., 8
16. (tie) Ball St. and Denison, 7
18. (tie) Akron and West Chester, 6
20. (tie) Coe, Cornell College and Gust. Adolphus, 5
23. (tie) Hiram and UNI, 4

25. (tie) LIU Post and Oswego St., 3
27. Lebanon Valley, 2
28. (tie) Albany (NY), CSUN and Luther, 1

1966

1. Cal Poly, 55
2. Wilkes, 51
3. Portland St., 47
4. Minnesota St., 42
5. Augustana (IL), 29
6. South Dakota St., 28
7. (tie) Gettysburg and Western Colo., 26
9. Fresno St., 24
10. UNI, 23
11. Montana, 21
12. Eastern Mich., 19
13. (tie) Gust. Adolphus, Luther and Lycoming, 17
16. (tie) Albany (NY) and NIU, 15
18. West Chester, 14
19. (tie) Old Dominion, Springfield and Wheaton (IL), 12
22. Moravian, 11
23. (tie) Colo. Sch. of Mines, LIU Post and Northwest Mo. St., 10
26. (tie) Central Mo. and Southeast Mo. St., 10
28. (tie) Massachusetts and North Dakota St., 8
30. UC Davis, 7
31. MacMurray, 6
32. (tie) Beloit, Cornell College and Western Ill., 4
35. (tie) Denison, Illinois St
38. (tie) Chico St., Eastern Ill., Monmouth (IL), North Dakota and Wabash, 2
43. (tie) Coe, Knox, Merchant Marine, Parsons, St. Olaf and Wooster, 1

1967

1. Portland St., 86
2. Minnesota St., 57
3. UNI, 40
4. (tie) Colo. Sch. of Mines, Illinois St. and Western Colo., 35
7. Cal Poly, 34
8. (tie) South Dakota St. and Wilkes, 26
10. Springfield, 23
11. Milwaukee, 22
12. Northwest Mo. St., 20
13. MacMurray, 17
14. Fresno St., 15
15. Albany (NY), 13
16. (tie) Gust. Adolphus and Wheaton (IL), 12
18. Augustana (IL), 11
19. (tie) Denison, Merchant Marine, Old Dominion and SUNY Oneonta, 9
23. Ashland, 8
24. (tie) Luther and West Chester, 7
26. (tie) Eastern Mich., LIU Post, Moravian, Morningside and San Fran. St., 6
31. (tie) Chico St. and Drexel, 4

33. (tie) Hampden-Sydney, Indiana (PA), Lincoln (PA) and South Dakota, 3
37. (tie) Allegheny, Augustana (SD), Ball St., SUNY Brockport, Lycoming and Wooster, 2
43. (tie) UC Davis, Clarkson, Cleveland St., Eastern Ill., Elizabethtown, Fort Lewis, John Carroll, Long Beach St., Maryville (MO), McDaniel and Oswego St., 1

1968

1. Cal Poly, 91
2. Portland St., 62
3. South Dakota St., 46
4. Minnesota St., 44
5. Wilkes, 39
6. Western Colo., 37
7. West Chester, 34
8. (tie) UNI and Upper Iowa, 29
10. (tie) Fresno St., Illinois St. and Truman, 25
13. Idaho St., 23
14. (tie) Luther and Northwest Mo. St., 20
16. Eastern Ill., 18
17. (tie) MacMurray and Oswego St., 16
19. Old Dominion, 15
20. (tie) Ball St. and Norfolk St., 14
22. (tie) Ashland, Gust. Adolphus, LIU Post, Missouri St. and North Central (IL), 13
27. Long Beach St., 12
28. San Fran. St., 9
29. (tie) SUNY Brockport and Morningside, 8
31. (tie) Elizabethtown and SUNY Oneonta, 6
33. (tie) Milwaukee and Seattle Pacific, 5
35. (tie) Baltimore, Central Mo., Colo. Sch. of Mines and Cornell College, 4
39. (tie) Cleveland St., Howard, John Carroll, North Dakota St., St. Olaf and Wayne St
45. (tie) Augustana (IL), Chico St., Carleton, Central Mich., SUNY Maritime, McDaniel and Nevada, 2
52. (tie) Augustana (SD), Beloit, Drexel, Lake Forest, Lincoln (PA), Monmouth (IL), Springfield and Wheaton (IL), 1

1969

1. Cal Poly, 127
2. Northern Colo., 81
3. UNI, 49
4. Portland St., 45
5. MSU Moorhead, 36
6. (tie) Old Dominion and San Fran. St., 33
8. East Stroudsburg, 31
9. Oswego St., 29
10. South Dakota St., 26
11. Northwest Mo. St., 22
12. Minnesota St., 21
13. UC Davis, 19
14. Wilkes, 18
15. Western Ill., 16
16. Cal Poly Humboldt, 14
17. (tie) LIU Post and Western Colo., 13
19. Central Mich., 12

20. (tie) SUNY Maritime and North Dakota St., 11
22. (tie) Colo. Sch. of Mines and Illinois St., 10
24. (tie) Ithaca, SUNY Oneonta and Springfield, 9
27. (tie) North Park and Northern Mich., 8
29. Morningside, 7
30. Nevada, 6
31. (tie) Augustana (IL) and Luther, 5
33. (tie) Ashland, Central Mo. and Lycoming, 4
36. (tie) Chico St., North Central (IL) and Seattle Pacific, 3
39. (tie) SUNY Cortland, Elizabethtown, John Carroll and Missouri St., 2
43. (tie) Cleveland St., Cornell College, Denison, Sacramento St., Truman, Wheaton (IL) and WPI, 1

1970

1. Cal Poly, 82
2. UNI, 58
3. SUNY Maritime, 48
4. South Dakota St., 43
5. Minnesota St., 41
6. Central Mich., 40
7. Western Colo., 38
8. Springfield, 35
9. Wilkes, 34
10. Northern Mich., 32
11. (tie) East Stroudsburg and Illinois St., 31
13. (tie) Chico St. and Old Dominion, 30
15. Slippery Rock, 29
16. Augustana (IL), 26
17. Northern Colo., 23
18. Northwest Mo. St., 22
19. Seattle Pacific, 17
20. (tie) Ashland and SUNY Brockport, 16
22. (tie) Cleveland St., North Dakota St. and Truman, 11
25. Oswego St., 10
26. Amherst, 9
27. MSU Moorhead, 8
28. (tie) Elizabethtown, John Carroll, LIU Post and RIT, 6
32. (tie) Akron, Lawrence, Luther, Lycoming, Milwaukee and San Fran. St., 5
38. (tie) Cal Poly Humboldt, Ithaca, MacMurray, North Park and Union (NY), 3
43. (tie) Boise St., Coast Guard, Eastern Ill., Montclair St. and Ohio Wesleyan, 2
48. (tie) Cal St. Fullerton, Central Conn. St., Cornell College, Denison, Howard, Marietta, Moravian, SUNY Oneonta, Thiel, Wayne St. (MI), Wesleyan (CT) and Westminster (MO), 1

1971

1. Cal Poly, 118
2. Slippery Rock, 58
3. Minnesota St., 51
4. North Dakota St., 46
5. (tie) East Stroudsburg and Wilkes, 42
7. UNI, 41
8. Franklin & Marshall, 35
9. (tie) Ashland, Northern Colo. and Seattle Pacific, 30

12. Western Ill., 24
13. Oswego St., 22
14. Chico St., 21
15. Central Mich., 20
16. John Carroll, 18
17. (tie) Eastern Ill., Northern Mich. and South Dakota St., 16
20. Eastern Mich., 14
21. (tie) Cal Poly Humboldt, Luther and Southern Ill., 8
24. (tie) Colo. Sch. of Mines and Western Colo., 7
26. (tie) Cleveland St., Coast Guard, MSU Moorhead and San Fran. St., 6
30. (tie) Akron, Sonoma St. and Springfield, 5
33. (tie) Cal St. Fullerton, Central Mo., RIT and Shippensburg, 4
37. (tie) Augustana (IL), Cal Poly Pomona, Hiram, UIC, South Dakota and Truman, 3
43. (tie) Amherst, UC Davis, SUNY Maritime, Missouri St. and St. Cloud St., 2
48. (tie) Coe, Cornell College, Delaware Valley, Kalamazoo, Merchant Marine, Northwest Mo. St., SUNY Oneonta, SUNY Potsdam, Puget Sound, Valparaiso and Wayne St. (MI), 1

1972

1. Cal Poly, 94
2. (tie) North Dakota St. and UNI, 64½
4. Slippery Rock, 56
5. Clarion, 49½
6. Wilkes, 47
7. Seattle Pacific, 44
8. Northern Colo., 41½
9. Franklin & Marshall, 37½
10. Western Ill., 34
11. Minnesota St., 28½
12. South Dakota St., 28
13. Cleveland St., 24½
14. Cal St. Fullerton, 24
15. (tie) SUNY Brockport and Northern Mich., 23½
17. (tie) San Fran. St. and Shippensburg, 20
19. UIC, 20
20. (tie) TCNJ and Tampa, 19
22. Eastern Ill., 18½
23. Eastern Mich., 16½
24. Cal Poly Humboldt, 15½
25. SUNY Potsdam, 15
26. Springfield, 14
27. SUNY Cortland, 13
28. (tie) Ashland, John Carroll and Western Colo., 12
31. Akron, 10
32. (tie) UC Davis and East Stroudsburg, 9
34. St. Cloud St., 8½
35. York (PA), 8
36. (tie) Binghamton and Mount Union, 7
38. (tie) Hiram, Lock Haven and St. Lawrence, 6½
41. Chattanooga, 6
42. (tie) Chico St. and Missouri St., 5½
44. (tie) UIndy, Merchant Marine and Oswego St., 5
47. (tie) Augustana (IL), Central (IA), Howard,

Old Dominion, Rochester (NY) and Sonoma St., 4

53. (tie) Coast Guard, Lebanon Valley, Lincoln (PA), Luther, Millersville, MSU Moorhead, Northwest Mo. St., Puget Sound and RIT, 3
62. Baltimore, 2½
63. (tie) Amherst, CWRU, Elizabethtown, Elmhurst, Lake Superior St., LIU Post, Lycoming, Montclair St., Moravian and St
73. (tie) Bowdoin, Lake Forest, North Park, Towson, Wabash and Wash. & Jeff., 1

1973

1. Cal Poly, 108
2. Clarion, 80
3. North Dakota St., 59½
4. UNI, 50½
5. Wilkes, 41½
6. South Dakota St., 40½
7. Minnesota St., 34
8. Cleveland St., 33
9. Ashland, 30½
10. (tie) Northern Colo. and Western Ill., 27
12. Central Mo., 26
13. (tie) Cal St. Fullerton and Eastern Ill., 25½
15. Slippery Rock, 23½
16. Northern Mich., 20½
17. Lock Haven, 20
18. Tampa, 19
19. Springfield, 18½
20. TCNJ, 17½
21. Cal Poly Humboldt, 16½
22. (tie) SUNY Brockport and Western Colo., 16
24. Seattle Pacific, 13
25. St. Cloud St., 10½
26. Akron, 10
27. Northwest Mo. St., 8½
28. Puget Sound, 8
29. Saint John's (MN), 7½
30. Rowan, 7
31. (tie) Central Conn. St. and San Fran. St., 6½
33. (tie) John Carroll, Luther and UT Martin, 5½
36. (tie) Augustana (IL), UC Davis, Franklin & Marshall and SUNY Potsdam, 5
40. Hiram, 4½
41. (tie) Monmouth (IL), North Dakota, Sonoma St. and Towson, 4
45. (tie) Binghamton, Chattanooga, Coe, Indiana (PA) and Old Dominion, 3½
50. (tie) Baltimore, Chico St., Kalamazoo, Ohio Northern, Oswego St., RIT and Swarthmore, 3
57. (tie) Augustana (SD), Coast Guard, Cornell College, DePauw, SUNY Geneseo, UIndy, King's (PA), LIU Post, MacMurray, Millersville, MSU Moorhead, Missouri S&T, Mount Union, North Park, Sacramento St., Shippensburg and South Dakota, 2
74. (tie) Albany (NY) and Truman, 1½
76. (tie) CSU Bakersfield, Delaware Valley, Hartford, Merchant Marine, Mo.-St. Louis, Montclair St., Ohio Wesleyan, Rochester (NY) and Wash. & Lee, 1

1974

1. Cal Poly, 131½
2. UNI, 95½
3. SIUE, 72
4. North Dakota St., 56½
5. Bloomsburg, 53½
6. Minnesota St., 52½
7. East Stroudsburg, 39½
8. Old Dominion, 36
9. (tie) CSU Bakersfield and San Fran. St., 31
11. Eastern Ill., 30
12. Western Ill., 29½
13. Cal Poly Humboldt, 25½
14. (tie) Akron and Chattanooga, 22½
16. (tie) LIU Post and Springfield, 18
18. South Dakota St., 17½
19. Chico St., 12½
20. (tie) Cal St. Fullerton and Seattle Pacific, 11
22. Western Colo., 9½
23. St. Cloud St., 6½
24. UMBC, 4½
25. (tie) UC Davis and Central Conn. St., 4
27. Northern Mich., 3½
28. (tie) Central Mo. and UIndy, 3
30. (tie) Florida Tech and MSU Moorhead, 2½
32. (tie) Lincoln (MO), Puget Sound, South Dakota and Southeast Mo. St., 2
36. Sacramento St., 1½
37. North Dakota, 1
38. (tie) Augustana (SD), Missouri St., Towson and Wayne St. (MI), ½

1975

1. UNI, 112
2. SIUE, 71½
3. Chattanooga, 67½
4. North Dakota St., 66½
5. San Fran. St., 59
6. Minnesota St., 58½
7. Bloomsburg, 53½
8. (tie) CSU Bakersfield and East Stroudsburg, 47
10. St. Cloud St., 44
11. (tie) Omaha and Western Colo., 30½
13. Northern Mich., 25
14. Western Ill., 23½
15. Eastern Ill., 21½
16. Springville, 20½
17. LIU Post, 17
18. (tie) Central Mo. and Southeast Mo. St., 16
20. South Dakota, 10½
21. Old Dominion, 10
22. Akron, 9
23. North Dakota, 8½
24. (tie) Seattle Pacific, South Dakota St. and Wright St., 6½
27. Morgan St., 6
28. (tie) Augustana (SD) and UIndy, 5
30. UT Martin, 4
31. (tie) Evansville, Florida Tech and Missouri St., 3
34. (tie) UC Davis, Lincoln (MO) and Salisbury, 2½

37. (tie) MSU Moorhead, Northwest Mo. St. and Valparaiso, 2
40. (tie) Mo.-St. Louis and Virginia St., 1½
42. (tie) George Mason and Towson, 1

1976

1. CSU Bakersfield, 92½
2. Chattanooga, 88¼
3. UNI, 83
4. Minnesota St., 60
5. North Dakota St., 59½
6. (tie) Augustana (SD) and SIUE, 49
8. St. Cloud St., 45¼
9. East Stroudsburg, 34½
10. Central Okla., 30½
11. Eastern Ill., 28
12. Springfield, 25¼
13. Chico St., 24¼
14. Omaha, 22¾
15. San Fran. St., 18¼
16. Grand Valley St., 15¾
17. North Dakota, 13½
18. Northern Mich., 12
19. Old Dominion, 10½
20. (tie) Southeast Mo. St. and Western Ill., 8½
22. FIU, 7¾
23. (tie) Baltimore and Lincoln (MO), 7½
25. (tie) UC Davis and South Dakota, 7
27. Tampa, 6¼
28. Akron, 6
29. Western Colo., 4½
30. (tie) Central Mo. and Salisbury, 3½
32. UIndy, 3¼
33. Michigan Tech, 3
34. Livingstone, 2½
35. (tie) Central Conn. St., UMBC and MSU Moorhead, 2
38. James Madison, 1½
39. (tie) LIU Post, Puget Sound, Truman and Youngstown St., 1
43. Evansville, ½

1977

1. CSU Bakersfield, 107¼
2. Augustana (SD), 78
3. UNI, 74¾
4. Eastern Ill., 71¼
5. North Dakota St., 71
6. SIUE, 63
7. Central Okla., 45¾
8. South Dakota St., 38½
9. Chattanooga, 36
10. Minnesota St., 35¾
11. South Dakota, 32¼
12. Springfield, 30½
13. Northern Mich., 29½
14. St. Cloud St., 26¼
15. San Fran. St., 19½
16. Omaha, 18¼
17. Morgan St., 17
18. Florida Tech, 15
19. Chico St., 14
20. Western Ill., 13¾

21. Wright St., 7¾
22. Central Mo., 7½
23. Western Colo., 6½
24. LIU Post, 6
25. (tie) UIndy and Youngstown St., 4
27. (tie) Oakland, Puget Sound and Towson, 3½
30. Southeast Mo. St., 3
31. (tie) Evansville and George Mason, 2½
33. North Dakota, 2
34. (tie) Central Conn. St., Minn. Duluth, Missouri St. and Truman, 1
38. (tie) FIU, King's (PA) and Michigan Tech, ½.

1978

1. UNI, 124
2. CSU Bakersfield, 100½
3. Eastern Ill., 68
4. Augustana (SD), 66¼
5. SIUE, 50¼
6. Northern Mich., 46¼
7. Omaha, 43¼
8. North Dakota St., 36½
9. South Dakota St., 34½
10. Springfield, 26½
11. (tie) Morgan St. and Western Ill., 25
13. Minnesota St., 24½
14. Chico St., 21½
15. Sacramento St., 20
16. St. Cloud St., 18½
17. Central Mo., 18¼
18. Southern Conn. St., 18
19. Puget Sound, 17
20. Central Conn. St., 16½
21. Cal Poly Pomona, 16
22. San Fran. St., 14½
23. (tie) LIU Post and MSU Moorhead, 13
25. (tie) Northwest Mo. St. and Truman, 9½
27. Florida Tech, 8½
28. Western Colo., 8
29. Youngstown St., 7½
30. FIU, 4½
31. Michigan Tech, 4
32. Towson, 3½
33. (tie) Akron and Oakland, 3
35. UMass Lowell, 2½
36. UIndy, 2

1979

1. CSU Bakersfield, 112¾
2. Eastern Ill., 112½
3. UNI, 87½
4. SIUE, 83½
5. Augustana (SD), 68¼
6. Northern Mich., 65
7. Omaha, 35
8. Springfield, 32¾
9. South Dakota St., 31¾
10. (tie) Grand Valley St. and North Dakota St., 24¾
12. Minnesota St., 21½
13. Lake Superior St., 20¾
14. California (PA), 17

15. Central Mo., 14¼
16. Wis.-Parkside, 13¾
17. Morgan St., 12½
18. Western Colo., 12
19. St. Cloud St., 10¾
20. Southern Conn. St., 10½
21. Sacramento St., 10
22. Oakland, 8½
23. Missouri St., 8¼
24. Pitt.-Johnstown, 7¾
25. LIU Post, 7
26. UCF, 6½
27. UC Davis, 5½
28. MSU Moorhead, 5
29. Truman, 4¾
30. Central Conn St., 4½
31. Southeast Mo. St., 4
32. Western Ill., 3
33. Youngstown St., 2½
34. Towson, 2
35. San Fran. St., 1½
36. Chico St., 1

1980

1. CSU Bakersfield, 110½
2. UNI, 89
3. Eastern Ill., 75
4. Augustana (SD), 64¾
5. Northern Mich., 64
6. SIUE, 44¾
7. Minnesota St., 39½
8. Morgan St., 37
9. South Dakota St., 26½
10. San Fran. St., 23¾
11. Grand Valley St., 22½
12. Omaha, 22¼
13. Northern Colo., 20¾
14. Wis.-Parkside, 20
15. Ashland, 18½
16. (tie) Central Mo. and Springfield, 18¼
18. Southern Conn. St., 18
19. North Dakota, 16
20. FIU, 15
21. Chicago St., 13
22. Chico St., 12¼
23. Sacramento St., 11¾
24. LIU Post, 10¾
25. Minn. Duluth, 10
26. Pitt.-Johnstown, 9½
27. North Dakota St., 9
28. UNC Pembroke, 8
29. Wright St., 6¾
30. Livingstone, 5¾
31. Truman, 5½
32. UIndy, 3½
33. Missouri St., 2½
34. (tie) UC Davis and Northwest Mo. St., 2
36. (tie) Fort Lewis and St. Cloud St., 1½
38. (tie) Colo. Sch. of Mines, Jacksonville St., Southeast Mo. St. and Western Ill., 1

1981

1. CSU Bakersfield, 144½

2. Eastern Ill., 98
3. Omaha, 53¼
4. Cal Poly Humboldt, 45¾
5. North Dakota St., 43
6. Ashland, 42
7. SIUE, 36
8. (tie) Augustana (SD) and Morgan St., 32¾
10. South Dakota St., 24¾
11. Northern Mich., 23¾
12. Central Conn. St., 21½
13. Chico St., 21¼
14. LIU Post, 21
15. Pitt.-Johnstown, 20¼
16. Lake Superior St., 18½
17. Northern Colo., 16½
18. (tie) Jacksonville St. and Wis.-Parkside, 15½
20. UNC Pembroke, 15¼
21. Western Ill., 15
22. Youngstown St., 13
23. Grand Valley St., 12½
24. Winona St., 12
25. UC Davis, 11
26. Central Mo., 10½
27. Sacramento St., 10¼
28. Ferris St., 9¾
29. Springfield, 9½
30. San Fran. St., 7½
31. St. Cloud St., 6½
32. Minn. Duluth, 5
33. (tie) Northwest Mo. St. and Southern Conn. St., 3
35. Winston-Salem, 2¾
36. Norfolk St., 2¼
37. (tie) Eastern Wash., FIU, Mo.-St. Louis, Missouri St. and Southeast Mo. St., 2
42. (tie) Hampton and MSU Moorhead, 1½
44. (tie) California (PA) and Oakland, 1

1982

1. CSU Bakersfield, 166½
2. North Dakota St., 78¾
3. SIUE, 61¾
4. Omaha, 51¼
5. Ashland, 49¼
6. Northern Mich., 48¼
7. Morgan St., 38¼
8. Augustana (SD), 32½
9. Lake Superior St., 29
10. San Fran. St., 26¾
11. Chico St., 23¾
12. (tie) UC Davis and Central Mo., 22½
14. Jacksonville St., 22
15. Minn. Duluth, 19
16. (tie) Northern Colo. and Southern Conn. St., 17¾
18. Portland St., 17
19. Sacramento St., 16
20. North Dakota, 15½
21. Pitt.-Johnstown, 15¼
22. (tie) Grand Valley St. and Northwest Mo. St., 14
24. Wis.-Parkside, 13½
25. Minnesota St., 13

26. UIndy, 11
27. (tie) Eastern Wash. and Ferris St., 10¾
29. (tie) Mansfield, Missouri St. and South Dakota St., 8
32. Springfield, 7
33. Wright St., 5¼
34. (tie) Bemidji St. and Oakland, 5
36. Truman, 4¾
37. Cal Poly Humboldt, 4¼
38. (tie) UNC Pembroke and St. Cloud St., 3½
40. Central Conn St., 2
41. LIU Post, 1½
42. (tie) Chicago St. and Winona St., 1
44. Winston-Salem, ½

1983

1. CSU Bakersfield, 107½
2. North Dakota St., 103¾
3. Omaha, 93¾
4. SIUE, 91½
5. Portland St., 54¼
6. Morgan St., 47
7. St. Cloud St., 38¾
8. Ashland, 38½
9. Augustana (SD), 33¼
10. Wis.-Parkside, 21¼
11. North Dakota, 21
12. Northern Colo., 19¼
13. Northern Mich., 19
14. San Fran. St., 18¼
15. UNC Pembroke, 17½
16. Pfeiffer, 12½
17. Ferris St., 12¼
18. Minn. Duluth, 11
19. Pitt.-Johnstown, 10½
20. (tie) UC Davis and Sacramento St., 10
22. UIndy, 9
23. Springfield, 8½
24. (tie) Cal Poly Humboldt and Oakland, 7½
26. Southern Conn. St., 6¾
27. South Dakota St., 6
28. Central Mo., 5½
29. Saginaw Valley, 3½
30. (tie) Bemidji St. and Central Conn. St., 3
32. Elizabeth City St., 2½
33. Winston-Salem, 2¼
34. Hampton, 2
35. (tie) Grand Valley St. and Minnesota St., 1

1984

1. SIUE, 141½
2. CSU Bakersfield, 93
3. North Dakota St., 79½
4. Morgan St., 56
5. Northern Mich., 37½
6. South Dakota St., 36½
7. Omaha, 31
8. (tie) Cal Poly Humboldt and St. Cloud St., 28½
10. Springfield, 28
11. Augustana (SD), 27½
12. Northwest Mo. St., 22½
13. Ferris St., 21½

14. San Fran. St., 20
15. (tie) North Dakota and Portland St., 17½
17. UNC Pembroke, 15
18. Ashland, 14½
19. Grand Valley St., 14
20. Pitt.-Johnstown, 13½
21. Oakland, 13
22. UC Davis, 11
23. Liberty, 10½
24. Pfeiffer, 10
25. Wis.-Parksides, 9
26. Sacramento St., 8
27. (tie) Indiana (PA) and Wright St., 6
29. UCF, 5½
30. Winston-Salem, 5
31. Chicago St., 4½
32. Chico St., 2½
33. (tie) Livingstone and Minnesota St., 2
35. (tie) Longwood, Norfolk St., Northern Colo. and Southern Conn. St., 1

1985

1. SIUE, 132¾
2. Omaha, 84¼
3. Augustana (SD), 57
4. Ashland, 50¾
5. Edinboro, 48¾
6. North Dakota St., 43½
7. CSU Bakersfield, 43
8. Cal Poly Humboldt, 39½
9. South Dakota St., 32½
10. Wright St., 31¼
11. Portland St., 30½
12. Northern Mich., 22½
13. Liberty, 19¼
14. North Dakota, 19
15. Wis.-Parksides, 16¾
16. (tie) Lake Superior St., Northwest Mo. St. and San Fran. St., 14½
19. Oakland, 13½
20. Pitt.-Johnstown, 12
21. Chico St., 10
22. LIU Post, 7½
23. (tie) California (PA), UIndy and Livingstone, 7
26. Ferris St., 6
27. UNC Pembroke, 4¼
28. (tie) UC Davis, Norfolk St. and Virginia St., 3½
31. (tie) Central Mo., Northern Colo., St. Cloud St. and Southern Conn. St., 1

1986

1. SIUE, 119
2. Edinboro, 106½
3. CSU Bakersfield, 81¼
4. North Dakota St., 53¾
5. Liberty, 36¾
6. Augustana (SD), 33¼
7. Omaha, 31¼
8. St. Cloud St., 26
9. South Dakota St., 25½
10. San Fran. St., 25
11. Northern Mich., 23½

12. Portland St., 22
13. North Dakota, 21
14. California (PA), 20¾
15. Northwest Mo. St., 20½
16. Central Mo., 20
17. Lake Superior St., 19
18. Oakland, 17½
19. (tie) Ashland, Norfolk St. and UNC Pembroke, 17
22. Wright St., 16½
23. Chico St., 16
24. Grand Valley St., 15½
25. Pitt.-Johnstown, 12½
26. UIndy, 4
27. Southern Conn. St., 3
28. Minnesota St., 2
29. Livingstone, 1½
30. (tie) Cal Poly Humboldt and LIU Post, 1

1987

1. CSU Bakersfield, 90½
2. SIUE, 69½
3. North Dakota St., 62¼
4. North Dakota, 56¾
5. Omaha, 49½
6. Liberty, 46
7. Ferris St., 42½
8. Portland St., 42
9. San Fran. St., 32½
10. South Dakota St., 30½
11. California (PA), 29
12. Pitt.-Johnstown, 28½
13. Lake Superior St., 24
14. Wright St., 18¼
15. Southern Conn. St., 18
16. Ashland, 17
17. Grand Valley St., 15¾
18. UNC Pembroke, 15½
19. Central Mo., 14
20. St. Cloud St., 13¾
21. UIndy, 13½
22. Wis.-Parksides, 11¾
23. Cal Poly Humboldt, 9½
24. West Chester, 8
25. Chico St., 7¾
26. Northern Colo., 5
27. Minnesota St., 3½
28. (tie) UC Davis and Winston-Salem, 2½
30. (tie) Augustana (SD), Colo. Sch. of Mines and Northern Mich., 2
33. Norfolk St., 1½
34. (tie) Gannon and Virginia St., 1

1988

1. North Dakota St., 88
2. Omaha, 81¼
3. SIUE, 75
4. Ferris St., 60
5. North Dakota, 50¾
6. South Dakota St., 41¼
7. Portland St., 40¾
8. Pitt.-Johnstown, 38¾
9. Liberty, 35

10. UNC Pembroke, 29¼
11. Southern Conn. St., 27½
12. Springfield, 26½
13. California (PA), 26¼
14. Northern Mich., 23½
15. Grand Valley St., 23¼
16. Ashland, 21
17. Lake Superior St., 20½
18. Chico St., 19
19. Colo. Sch. of Mines, 17½
20. Central Mo., 11
21. UC Davis, 9
22. Augustana (SD), 8¾
23. St. Cloud St., 6½
24. Norfolk St., 5½
25. Gannon, 3½
26. (tie) Northern Colo. and Virginia St., 3
28. (tie) San Fran. St. and Winston-Salem, 2
30. (tie) Cheyney and Livingstone, 1½
32. Minnesota St., 1

1989

1. Portland St., 102½
2. Ferris St., 56¼
3. (tie) Omaha and North Dakota St., 50
5. Pitt.-Johnstown, 42
6. North Dakota, 41
7. (tie) California (PA) and South Dakota St., 38½
9. Ashland, 37
10. Grand Valley St., 36½
11. SIUE, 27
12. Lake Superior St., 25½
13. (tie) Augustana (SD), Central Mo. and St. Cloud St., 24½
16. Wis.-Parksides, 22½
17. (tie) Buffalo, Colo. Sch. of Mines and Norfolk St., 20½
20. Chico St., 19½
21. Cal Poly Humboldt, 12
22. UNC Pembroke, 8½
23. UC Davis, 7
24. Virginia St., 6½
25. (tie) Minnesota St. and Springfield, 5
27. (tie) Cheyney, Northern Colo. and Winston-Salem, 3
30. UIndy, 2½
31. (tie) Mansfield and San Fran. St., 2
33. UMass Lowell, 1
34. Longwood, ½

1990

1. Portland St., 100¾
2. Central Okla., 96
3. North Dakota, 60½
4. Omaha, 56¾
5. North Dakota St., 39
6. Wis.-Parksides, 37½
7. (tie) Grand Valley St. and SIUE, 35
9. Ferris St., 31
10. Northern Colo., 29
11. (tie) San Fran. St. and South Dakota St., 27
13. Central Mo., 25¾

14. Buffalo, 24
15. Ashland, 20
16. Chico St., 19½
17. St. Cloud St., 16
18. Virginia St., 15½
19. (tie) Lake Superior St. and Winston-Salem, 12½
21. Ulndy, 11
22. California (PA), 10½
23. (tie) Gannon and UMass Lowell, 9½
25. (tie) UNC Pembroke and Pitt.-Johnstown, 8
27. Cheyney, 7½
28. Colo. Sch. of Mines, 5¾
29. Augustana (SD), 4
30. Cal Poly Humboldt, 3½
31. Norfolk St., 1
32. (tie) Longwood, Minnesota St. and Southern Conn. St., ½

1991

1. Omaha, 79½
2. Central Okla., 64
3. Northern Colo., 60½
4. North Dakota St., 49½
5. Portland St., 48¼
6. Chico St., 36
7. Lake Superior St., 32½
8. Colo. Sch. of Mines, 32
9. SIUE, 30½
10. (tie) Cheyney and South Dakota St., 28
12. Ferris St., 26
13. Cal Poly Humboldt, 23
14. Ashland, 22
15. Winston-Salem, 20¾
16. Neb.-Kearney, 19½
17. Central Mo., 19
18. (tie) California (PA) and Wis.-Parkside, 17
20. Minnesota St., 15½
21. (tie) Pitt.-Johnstown and Virginia St., 15
23. St. Cloud St., 13¾
24. UNC Pembroke, 13½
25. San Fran. St., 11½
26. Springfield, 9
27. North Dakota, 7
28. (tie) Gannon, Grand Valley St. and Southern Conn. St., 6½
31. Ulndy, 6
32. Norfolk St., 5
33. (tie) Buffalo and UC Davis, 3
35. Augustana (SD), 1½
36. UMass Lowell, ½

1992

1. Central Okla., 91½
2. (tie) North Dakota St. and Portland St., 78½
4. Northern Colo., 59
5. CSU Pueblo, 51¾
6. SIUE, 43
7. North Dakota, 41½
8. (tie) Omaha and Pitt.-Johnstown, 40½
10. Neb.-Kearney, 38½
11. Ferris St., 34

12. Lake Superior St., 28¼
13. Cheyney, 27½
14. South Dakota St., 19
15. Ashland, 13½
16. Springfield, 13
17. Southern Conn. St., 12½
18. (tie) Augustana (SD), UC Davis and San Fran. St., 12
21. UMass Lowell, 9½
22. (tie) St. Cloud St. and Wis.-Parkside, 6
24. Virginia St., 5
25. Grand Valley St., 4
26. UNC Pembroke, 2½
27. Central Mo., 2
28. Minnesota St., 1½
29. Longwood, 1
30. (tie) Kutztown and Mansfield, ½

1993

1. Central Okla., 108½
2. Omaha, 68
3. North Dakota St., 65½
4. North Dakota, 39½
5. Ashland, 38½
6. South Dakota St., 37¼
7. Ferris St., 37
8. Lake Superior St., 36½
9. Pitt.-Johnstown, 34½
10. Neb.-Kearney, 32
11. Colo. Sch. of Mines, 29¾
12. Augustana (SD), 29½
13. (tie) Northern Colo. and Portland St., 25½
15. Minnesota St., 25
16. Western Colo., 23½
17. CSU Pueblo, 22½
18. Adams St., 21¼
19. Wis.-Parkside, 16
20. (tie) Minn. Duluth and Southern Conn. St., 11½
22. Truman, 9
23. Central Mo., 5
24. SIUE, 4½
25. (tie) Chadron St., UNC Pembroke and San Fran. St., 4
28. Kutztown, 3½
29. (tie) Grand Valley St., Ulndy, UMass Lowell and Springfield, 1
33. Norfolk St., ½

1994

1. Central Okla., 127¼
2. Minnesota St., 65½
3. Omaha, 53
4. South Dakota St., 51
5. North Dakota St., 45½
6. CSU Pueblo, 42½
7. Pitt.-Johnstown, 35
8. Adams St., 33½
9. Wis.-Parkside, 33
10. Northern Colo., 30½
11. Ashland, 29
12. Minn. Duluth, 24½
13. Neb.-Kearney, 24
14. (tie) North Dakota and Portland St., 20½

16. Lake Superior St., 20
17. (tie) Norfolk St. and Southern Conn. St., 16½
19. Augustana (SD), 15½
20. Ulndy, 14
21. Chadron St., 12
22. SIUE, 9½
23. San Fran. St., 9
24. Carson-Newman, 8½
25. Ferris St., 7
26. Springfield, 4½
27. Colo. Sch. of Mines, 3½
28. (tie) Fort Hays St. and Truman, 3
30. Western Colo., 2½
31. (tie) Cheyney, Fort Lewis and Kutztown, 1
34. St. Cloud St., ½

1995

1. Central Okla., 148
2. Omaha, 103
3. North Dakota St., 84½
4. Pitt.-Johnstown, 57½
5. South Dakota St., 41
6. Minnesota St., 39½
7. Neb.-Kearney, 38
8. San Fran. St., 33
9. Wis.-Parkside, 27
10. Adams St., 26½
11. Western Colo., 24½
12. Portland St., 23½
13. Norfolk St., 22½
14. CSU Pueblo, 22
15. North Dakota, 21½
16. St. Cloud St., 20½
17. Northern Colo., 19
18. Chadron St., 18½
19. Carson-Newman, 17½
20. Southern Conn. St., 14
21. UNC Pembroke, 12½
22. Colo. Sch. of Mines, 10½
23. UMass Lowell, 9½
24. American Int'l, 6
25. Truman, 5
26. (tie) Fort Hays St. and Ulndy, 4½
28. SIUE, 4
29. (tie) Ashland and Mansfield, 3
31. (tie) Cheyney and Shippensburg, 2½
33. (tie) Central Mo. and Kutztown, 1½
35. Springfield, 1

1996

1. Pitt.-Johnstown, 86½
2. Central Okla., 81½
3. Omaha, 70½
4. South Dakota St., 62½
5. Northern Colo., 61
6. West Liberty, 57
7. Colo. Sch. of Mines, 46½
8. Minnesota St., 41½
9. San Fran. St., 40
10. Western Colo., 33½
11. Adams St., 31
12. Ashland, 29½

13. North Dakota St., 23½
14. Wis.-Parkside, 21
15. Carson-Newman, 20½
16. St. Cloud St., 19
17. Augustana (SD), 17½
18. (tie) North Dakota and Southern Conn. St., 14
20. MSU Moorhead, 9½
21. (tie) UMass Lowell and Portland St., 9
23. Central Mo., 7½
24. (tie) Fort Hays St. and SIUE, 6½
26. (tie) CSU Pueblo and Northern St., 5
28. Shippensburg, 4½
29. Kutztown, 4
30. Neb.-Kearney, 3
31. Chadron St., 2½
32. Southwest Minn. St., 2

1997

1. San Fran. St., 95
2. Omaha, 81
3. Central Okla., 67
4. South Dakota St., 65
5. Pitt.-Johnstown, 63
6. Western Colo., 48½
7. North Dakota St., 48
8. (tie) Northern Colo. and West Liberty, 32
10. Fort Hays St., 30½
11. MSU Moorhead, 29
12. Augustana (SD), 28½
13. North Dakota, 27½
14. SIUE, 27
15. CSU Pueblo, 25½
16. Adams St., 25
17. Minnesota St., 24
18. Central Mo., 23
19. Chadron St., 19½
20. St. Cloud St., 18
21. Southwest Minn. St., 17
22. Ashland, 11
23. Colo. Sch. of Mines, 8½
24. (tie) American Int'l, Carson-Newman and Wis.-Parkside, 5
27. (tie) Gardner-Webb and Neb.-Kearney, 4½
29. Mansfield, 3
30. UMass Lowell, 2
31. Kutztown, 1½
32. (tie) Ulndy and Truman, 1
34. UNC Pembroke, ½

1998

1. North Dakota St., 112
2. South Dakota St., 78
3. Pitt.-Johnstown, 66
4. Central Okla., 61
5. CSU Pueblo, 56
6. Omaha, 55½
7. Minnesota St., 52½
8. Northern Colo., 41½
9. Neb.-Kearney, 41
10. Carson-Newman, 33
11. Adams St., 30½
12. Fort Hays St., 29

13. San Fran. St., 28½
14. Western Colo., 27
15. Central Mo., 25½
16. Ashland, 24½
17. Southwest Minn. St., 22
18. SIUE, 19½
19. Colo. Sch. of Mines, 19
20. Wis.-Parkside, 18½
21. Ulndy, 13
22. Augustana (SD), 12½
23. Chadron St., 12
24. Kutztown, 11½
25. MSU Moorhead, 7½
26. (tie) Gardner-Webb and North Dakota, 3
28. (tie) Minn.-Morris and Shippensburg, 2½
30. American Int'l, 2
31. Truman, 1½
32. (tie) Mansfield, St. Cloud St. and West Liberty, ½

1999

1. Pitt.-Johnstown, 110
2. Omaha, 105½
3. Central Okla., 72½
4. CSU Pueblo, 70½
5. South Dakota St., 63
6. Minnesota St., 60½
7. North Dakota St., 54½
8. (tie) Adams St. and Western Colo., 28½
10. Carson-Newman, 27½
11. Fort Hays St., 26
12. (tie) Ashland and Augustana (SD), 23
14. St. Cloud St., 21½
15. Northern Colo., 20
16. (tie) Chadron St., Colo. Sch. of Mines and Shippensburg, 13½
19. (tie) San Fran. St. and Truman, 12½
21. MSU Moorhead, 10½
22. (tie) Central Mo. and Gannon, 9½
24. Binghamton, 8
25. Gardner-Webb, 7
26. (tie) Minn.-Morris and Southwest Minn. St., 6½
28. (tie) Central Wash. and West Liberty, 6
30. (tie) Kutztown and Wis.-Parkside, 3
32. Northern St., 2½
33. (tie) Ulndy and SIUE, 2

2000

1. North Dakota St., 91½
2. Central Okla., 75
3. Omaha, 73½
4. South Dakota St., 72
5. Pitt.-Johnstown, 58
6. Ashland, 48
7. Minnesota St., 43
8. Neb.-Kearney, 34
9. Fort Hays St., 32
10. Carson-Newman, 31½
11. San Fran. St., 29
12. Shippensburg, 28½
13. Western Colo., 26½
14. Central Mo., 25½

15. SIUE, 22½
16. CSU Pueblo, 20½
17. (tie) American Int'l and Central Wash., 15
19. West Liberty, 14
20. (tie) Chadron St. and MSU Moorhead, 12½
22. (tie) Anderson (SC) and Gannon, 12
24. (tie) Augustana (SD) and Truman, 8½
26. Wis.-Parkside, 8
27. St. Cloud St., 5½
28. (tie) Adams St. and Northern Colo., 4
30. Kutztown, 3½
31. Ulndy, 2½

2001

1. North Dakota St., 98½
2. South Dakota St., 91
3. (tie) Central Okla. and Omaha, 74½
5. CSU Pueblo, 71½
6. Minnesota St., 58½
7. Gannon, 54
8. West Liberty, 49½
9. Ashland, 48½
10. Pitt.-Johnstown, 46½
11. Central Mo., 45
12. Western Colo., 36
13. Augustana (SD), 35
14. St. Cloud St., 32½
15. Adams St., 32
16. Carson-Newman, 29
17. Northern Colo., 25½
18. (tie) American Int'l and Central Wash., 18
20. Ulndy, 16½
21. (tie) San Fran. St. and Southwest Minn. St., 15½
23. Neb.-Kearney, 15
24. MSU Moorhead, 10
25. Chadron St., 8½
26. (tie) Kutztown and Longwood, 6½
28. Wis.-Parkside, 6
29. Findlay, 3
30. Northern St., 2½
31. Shippensburg, 1½
32. (tie) Anderson (SC) and Colo. Sch. of Mines, 1

2002

1. Central Okla., 128
2. North Dakota St., 116½
3. South Dakota St., 67
4. Ashland, 65½
5. Omaha, 56
6. (tie) Findlay and Pitt.-Johnstown, 54
8. Neb.-Kearney, 47½
9. Western Colo., 46
10. Augustana (SD), 45
11. Adams St., 41½
12. Central Wash., 38
13. San Fran. St., 34
14. Wis.-Parkside, 29½
15. (tie) Minnesota St. and St. Cloud St., 27
17. Gannon, 21½
18. Northern Colo., 19
19. Central Mo., 18

- Kutztown, 14
- Fort Hays St., 13½
- Mercyhurst, 12
- Chadron St., 10½
- West Liberty, 4½
- UlIndy, 4
- (tie) Colo. Sch. of Mines and SIUE, 2½
- Northern St., 2
- Truman, 1½
- (tie) MSU Moorhead and Minn.-Morris, 1
- Carson-Newman, ½

2003

- Central Okla., 87½
- Neb.-Kearney, 73½
- Omaha, 65½
- North Dakota St., 63
- Findlay, 57½
- Adams St., 56
- Northern Colo., 52
- San Fran. St., 47½
- St. Cloud St., 44
- South Dakota St., 40
- Pitt.-Johnstown, 39½
- Wis.-Parkside, 37
- Western Colo., 33½
- Minnesota St., 32½
- (tie) Gannon and UNC Pembroke, 29½
- Central Wash., 28½
- Ashland, 28
- Central Mo., 23
- Mercyhurst, 22
- Truman, 20
- UlIndy, 18
- Chadron St., 17½
- Fort Hays St., 13½
- Augustana (SD), 13
- SIUE, 11½
- West Liberty, 9
- Kutztown, 8½
- Northern St., 5½
- Colo. Sch. of Mines, 4
- Southwest Minn. St., 3
- MSU Moorhead, 1½
- Anderson (SC), ½

2004

- Omaha, 97½
- North Dakota St., 95
- Central Okla., 88½
- Western Colo., 76
- Pitt.-Johnstown, 69
- Augustana (SD), 54
- Findlay, 52½
- Neb.-Kearney, 52
- Adams St., 47½
- Fort Hays St., 43
- Shippensburg, 38
- UNC Pembroke, 34½
- (tie) Central Mo. and San Fran. St., 30
- Northern St., 28
- Truman, 27½
- Minnesota St., 26½

- Chadron St., 24½
- Ashland, 24
- Wis.-Parkside, 22
- Mercyhurst, 21½
- Colo. Sch. of Mines, 21
- South Dakota St., 19½
- MSU Moorhead, 17
- West Liberty, 13½
- Gannon, 4½
- UlIndy, 2½
- Central Wash., 1½
- Anderson (SC), 1
- St. Cloud St., ½

2005

- Omaha, 109½
- Augustana (SD), 101
- Minnesota St., 77½
- Pitt.-Johnstown, 73½
- Findlay, 65
- Neb.-Kearney, 54½
- UNC Pembroke, 52½
- Shippensburg, 51½
- Mercyhurst, 48½
- Adams St., 45½
- (tie) Central Okla. and San Fran. St., 35½
- Ashland, 34
- Central Mo., 33
- UlIndy, 32½
- MSU Moorhead, 24
- Anderson (SC), 19
- Gannon, 18
- Colo. Sch. of Mines, 17
- Western Colo., 15½
- West Liberty, 15
- Fort Hays St., 14½
- Truman, 12½
- Wis.-Parkside, 11½
- Southwest Minn. St., 11
- Limestone, 7
- Northern St., 5
- Kutztown, 2
- Carson-Newman, 1½
- (tie) St. Cloud St. and SIUE, ½

2006

- Omaha, 117
- Neb.-Kearney, 98½
- Shippensburg, 66½
- Central Okla., 64½
- Minnesota St., 63½
- Pitt.-Johnstown, 63
- Augustana (SD), 60
- Findlay, 55½
- Adams St., 52
- UlIndy, 51½
- Fort Hays St., 46½
- MSU Moorhead, 36½
- Wis.-Parkside, 35½
- Mercyhurst, 28
- Central Mo., 27½
- Truman, 25½
- Upper Iowa, 24

- Western Colo., 17½
- Ashland, 13
- Carson-Newman, 11
- West Liberty, 9
- (tie) N.M. Highlands and Southwest Minn. St., 8
- Newberry, 7
- Gannon, 6½
- UNC Pembroke, 5½
- Kutztown, 3
- Chadron St., 2
- Limestone, 1
- San Fran. St., ½

2007

- Central Okla., 124½
- Neb.-Kearney, 108½
- Omaha, 67½
- Minnesota St., 63
- Adams St., 58½
- Chadron St., 58
- Pitt.-Johnstown, 56½
- Upper Iowa, 51½
- Augustana (SD), 48½
- Western Colo., 46½
- UlIndy, 44½
- Findlay, 40½
- Shippensburg, 33
- Fort Hays St., 31½
- Mercyhurst, 23
- Kutztown, 21½
- Carson-Newman, 21
- MSU Moorhead, 20½
- Ashland, 20
- Wis.-Parkside, 19
- West Liberty, 16
- Truman, 11½
- Belmont Abbey, 11
- UNC Pembroke, 9
- Newberry, 3½
- Gannon, 2½
- SIUE, 1½
- (tie) Central Mo., Limestone, N.M. Highlands and Northern St., ½

2008

- Neb.-Kearney, 108½
- Minnesota St., 108
- Omaha, 93½
- Pitt.-Johnstown, 87
- Adams St., 68½
- Central Okla., 65
- Western Colo., 64½
- Newberry, 39½
- (tie) Chadron St. and Mercyhurst, 31
- Ashland, 28½
- St. Cloud St., 27½
- Findlay, 26½
- Upper Iowa, 25½
- Limestone, 24½
- Shippensburg, 19
- (tie) Augustana (SD) and West Liberty, 18½

19. Wis.-Parkside, 17
20. (tie) Ulndy and Truman, 16½
22. San Fran. St., 15
23. Mary, 13
24. Fort Hays St., 10
25. UNC Pembroke, 8½
26. Gannon, 8
27. MSU Moorhead, 5½
28. N.M. Highlands, 5
29. (tie) Central Mo. and Northern St., 4½
31. Belmont Abbey, 1½

2009

1. Omaha, 146½
2. Newberry, 80½
3. Minnesota St., 71½
4. Neb.-Kearney, 65
5. Adams St., 62
6. Central Okla., 60½
7. Western Colo., 54
8. St. Cloud St., 44
9. Mercyhurst, 41
10. Upper Iowa, 37
11. Chadron St., 36
12. Wis.-Parkside, 34½
13. San Fran. St., 34
14. Pitt.-Johnstown, 33
15. (tie) Gannon and West Liberty, 32½
17. Fort Hays St., 26½
18. Central Mo., 22
19. Kutztown, 19
20. N.M. Highlands, 18½
21. Augustana (SD), 15½
22. (tie) Ashland and Findlay, 13
24. Anderson (SC), 12
25. (tie) Colorado Mesa and MSU Moorhead, 10½
27. Limestone, 5½
28. Shippensburg, 3
29. UNC Pembroke, 2
30. Northern St., ½

2010

1. Omaha, 131
2. Augustana (SD), 72
3. (tie) Neb.-Kearney and Upper Iowa, 67
5. Wis.-Parkside, 55½
6. Minnesota St., 52½
7. St. Cloud St., 50½
8. (tie) Gannon and Newberry, 46
10. Western Colo., 41
11. Pitt.-Johnstown, 37
12. Fort Hays St., 35½
13. Adams St., 32½
14. Mercyhurst, 30
15. Central Okla., 27½
16. Kutztown, 22
17. (tie) Anderson (SC) and N.M. Highlands, 20
19. Grand Canyon, 18
20. West Liberty, 17
21. Limestone, 16½
22. Central Mo., 16

23. UNC Pembroke, 15½
24. East Stroudsburg, 13
25. San Fran. St., 12
26. MSU Moorhead, 11
27. Seton Hill, 10½
28. Shippensburg, 10
29. Northern St., 4½
30. Southwest Minn. St., 2½
31. Findlay, 2
32. Belmont Abbey, 1½
33. (tie) Chadron St., CSU Pueblo and Ulndy, 1
36. (tie) Ashland, Mary and Newman, ½

2011

1. Omaha, 102½
2. St. Cloud St., 90½
3. Augustana (SD), 81½
4. Upper Iowa, 66
5. Western Colo., 64
6. Newberry, 60
7. Grand Canyon, 58
8. Neb.-Kearney, 53½
9. Wis.-Parkside, 43
10. (tie) Minnesota St. and Pitt.-Johnstown, 31½
12. Ulndy, 31
13. Central Okla., 26½
14. Findlay, 26
15. Northern St., 23
16. Gannon, 22½
17. (tie) UNC Pembroke and West Liberty, 20
19. San Fran. St., 18½
20. Ashland, 18
21. Adams St., 15½
22. (tie) Fort Hays St. and Shippensburg, 13½
24. Kutztown, 13
25. Mercyhurst, 11½
26. MSU Moorhead, 7
27. Limestone, 6½
28. Chadron St., 6
29. CSU Pueblo, 4
30. (tie) Central Mo. and King (TN), 3½
32. Truman, 2½
33. (tie) Colorado Mesa, Colo. Sch. of Mines, East Stroudsburg and Mary, ½

2012

1. Neb.-Kearney 107
2. St. Cloud St., 95
3. (tie) Findlay and Grand Canyon, 58
5. Newberry, 46
6. (tie) Upper Iowa and Wis.-Parkside, 45½
8. (tie) Adams St. and UNC Pembroke, 42½
10. (tie) Augustana (SD) and Central Okla., 41½
12. Pitt.-Johnstown, 38½
13. Ashland, 38
14. Limestone, 33½
15. Ouachita Baptist, 27
16. East Stroudsburg, 23
17. West Liberty, 22
18. Northern St., 21
19. Mary, 19

20. Kutztown, 17½
21. Maryville (MO), 16
22. King (TN), 15½
23. Minnesota St., 15
24. (tie) Colorado Mesa and Western Colo., 12½
26. Seton Hill, 9
27. Gannon, 8½
28. Ulndy, 8
29. Lake Erie, 7½
30. Southwest Minn. St., 7
31. American Int'l, 4
32. Fort Hays St., 3½
33. (tie) CSU Pueblo, Mercyhurst and MSU Moorhead, 3
36. San Fran. St., 1½
37. Anderson (SC), ½

2013

1. Neb.-Kearney, 108
2. St. Cloud St., 105
3. Notre Dame (OH), 103½
4. Central Okla., 73
5. Upper Iowa, 49
6. Newberry, 43½
7. Adams St., 40½
8. Minnesota St., 35½
9. Grand Canyon, 31½
10. San Fran. St., 28
11. Maryville (MO), 27
12. Ouachita Baptist, 26
13. CSU Pueblo, 25
14. Pitt.-Johnstown, 21
15. (tie) Ashland and Findlay, 19½
17. (tie) Lake Erie and Wis.-Parkside, 19
19. Ulndy, 18
20. (tie) UNC Pembroke and Western Colo., 17
22. (tie) Colorado Mesa and Truman, 16½
24. Kutztown, 16
25. (tie) Northern St. and Simon Fraser, 15½
27. Chadron St., 12½
28. Southwest Minn. St., 11½
29. (tie) Gannon and Mercyhurst, 10½
31. Augustana (SD), 9½
32. East Stroudsburg, 9
33. Tiffin, 8
34. Colo. Sch. of Mines, 6
35. Seton Hill, 3½
36. West Liberty, 2½
37. (tie) Shippensburg and Mary, 2
39. (tie) Anderson (SC) and Fort Hays St., 1.

2014

1. Notre Dame (OH), 99½
2. Neb.-Kearney, 64½
3. Maryville (MO), 58½
4. Ouachita Baptist, 56
5. Central Okla., 54½
6. St. Cloud St., 51
7. Lindenwood, 48½
8. Ulndy, 46
9. Pitt.-Johnstown, 44½

10. McKendree, 43½
11. UNC Pembroke, 38½
12. California Baptist, 38
13. Findlay, 35½
14. Ashland, 34
15. Upper Iowa, 33
16. Newberry, 29½
17. Kutztown, 29
18. Central Mo., 27½
19. Colorado Mesa, 23
20. Western Colo., 22
21. Fort Hays St. 21½
22. Mercyhurst, 20½
23. CSU Pueblo, 17½
24. Augustana (SD), 16
25. Lake Erie, 14½
26. Chadron St., 13½
27. Gannon, 12½
28. (tie) Adams St., San Fran. St. and Southwest Minn. St., 5
31. MSU Moorhead, 1½
32. West Liberty, 1
33. (tie) Belmont Abbey, Coker and Seton Hill, ½

2015

1. St. Cloud St., 84½
2. Neb.-Kearney, 76½
3. Maryville (MO), 61
4. Mercyhurst, 58
5. Ouachita Baptist, 55½
6. Notre Dame (OH), 50
7. McKendree, 44½
8. Western Colo., 40
9. Tiffin, 37½
10. Colorado Mesa, 34
11. (tie) Central Mo. and UNC Pembroke, 32
13. Lindenwood, 30
14. (tie) Augustana (SD) and Kutztown, 25½
16. Ashland, 21
17. Minnesota St., 20½
18. Central Okla., 20
19. (tie) Lake Erie and Shorter, 18
21. (tie) Fort Hays St. and Newberry, 17
23. Anderson (SC), 16½
24. Ulndy, 16
25. Southwest Minn. St., 13½
26. (tie) Adams St. and CSU Pueblo, 12½
28. Findlay, 12
29. Wheeling, 11½
30. California Baptist, 11
31. Pitt.-Johnstown, 10½
32. Wis.-Parkside, 10
33. LIU Post, 9½
34. (tie) Belmont Abbey and Limestone, 8½
36. Northern St., 6½
37. MSU Moorhead, 4½
38. Shippensburg, 3
39. San Fran. St, 2½
40. (tie) East Stroudsburg and Gannon, 1½
42. Seton Hill, 1
43. (tie) Coker and Upper Iowa, ½

2016

1. St. Cloud St., 90
2. Notre Dame (OH), 82
3. Neb.-Kearney, 78½
4. Pitt.-Johnstown, 71½
5. Maryville (MO), 65½
6. California Baptist, 63½
7. Wis.-Parkside, 59½
8. McKendree, 42½
9. (tie) Mercyhurst and Minnesota St., 42
11. Western Colo., 33
12. CSU Pueblo, 26
13. Ulndy, 22
14. Ashland, 21½
15. Fort Hays St., 20
16. Upper Iowa, 19½
17. Lindenwood, 19
18. Newberry, 17
19. Seton Hill, 16½
20. (tie) MSU Moorhead, Northern St. and UNC Pembroke, 15
23. Findlay and Simon Fraser, 13½
25. Ouachita Baptist, 12½
26. Tiffin, 12
27. (tie) Coker and Kutztown, 11
29. Lake Erie, 10
30. Colorado Mesa, 9½
31. Newman, 8½
32. Shorter, 8
33. Adams St., 5½
34. Southwest Minn. St., 4½
35. Central Okla., 3½
36. Gannon, 2½
37. LIU Post, 1½
38. (tie) Augustana (SD), Chadron St. and Shippensburg, 1
41. San Fran. St., ½

2017

1. Notre Dame (OH), 103½
2. St. Cloud St., 67
3. California Baptist, 56½
4. Neb.-Kearney, 55½
5. McKendree, 47½
6. Ashland, 46
7. Maryville (MO), 42
8. Findlay, 35
9. Tiffin, 34½
10. Mercyhurst, 33
11. Augustana (SD), 31
12. Fort Hays St., 29½
13. Gannon, 28½
14. (tie) Limestone and Minnesota St., 28
16. Kutztown, 26½
17. Pitt.-Johnstown, 25½
18. (tie) Central Okla. and Wis.-Parkside, 23½
20. Ulndy, 22½
21. King (TN), 22
22. CSU Pueblo, 21
23. (tie) MSU Moorhead and Upper Iowa, 17
25. UNC Pembroke, 15
26. (tie) Newberry and Wheeling, 14
28. (tie) Lake Erie and Simon Fraser, 12½

30. Colorado Mesa, 12
31. (tie) Central Mo. and Seton Hill, 10½
33. Shippensburg, 10
34. Newman, 8½
35. Ohio Valley, 8
36. (tie) LIU Post and Northern St., 7½
38. Adams St., 6½
39. Western Colo., 4½
40. Colo. Sch. of Mines, 4
41. Chadron St., 1

2018

1. St. Cloud St., 92½
2. Notre Dame (OH), 84
3. California Baptist, 70½
4. Upper Iowa, 58
5. Ashland, 55
6. Pitt.-Johnstown, 54½
7. McKendree, 52
8. Neb.-Kearney, 44½
9. Central Okla., 36½
10. Minnesota St., 30½
11. CSU Pueblo, 30
12. Newman, 27½
13. Wheeling, 25½
14. Western Colo., 20½
15. UNC Pembroke, 19
16. Simon Fraser, 15½
17. Kutztown, 13½
18. Northern St., 12½
19. King (TN), 12
20. (tie) Colorado Mesa, Ouachita Baptist and Shippensburg, 11½
23. (tie) LIU Post and West Liberty, 11
25. Limestone, 10½
26. (tie) Findlay, Mary, Millersville and Minot St., 10
30. Newberry, 9
31. Lindenwood, 8
32. Adams St., 7
33. (tie) Augustana (SD) and Fort Hays St., 5½
35. Ulndy, 4½
36. Mercyhurst, 4
37. Gannon, 3½
38. Lake Erie, 3
39. (tie) Belmont Abbey, Chadron St., N.M. Highlands and Ohio Valley, 2½
43. (tie) San Fran. St. and Seton Hill, 1½
45. (tie) Southwest Minn. St. and Tiffin, 1
47. (tie) Alderson Broaddus, Maryville (MO) and Truman, ½
50. *Wis.-Parkside, 0

** Wis.-Parkside finished with five All-Americans and would have been among the top five in the team race, but due to NCAA sanctions the Rangers were ineligible for any team points.*

2019

1. St. Cloud St., 95½
2. Wheeling, 87½
3. McKendree, 83
4. Notre Dame (OH), 77½
5. Neb.-Kearney, 71
6. Pitt.-Johnstown, 68½
7. Lindenwood, 48
8. Tiffin, 45
9. Newberry, 42
10. Kutztown, 41
11. Millersville, 40
12. Maryville (MO), 38
13. Augustana (SD), 26½
14. East Stroudsburg, 23½
15. Upper Iowa, 22½
16. Central Okla., 22
17. San Fran. St., 21½
18. Limestone, 20
19. Mary, 19
20. Newman, 18
21. UNC Pembroke, 17½
22. Adams St., 14½
23. Findlay, 13½
24. (tie) Colorado Mesa and Western Colo., 13
26. Fort Hays St., 12½
27. Ashland, 10
28. Simon Fraser, 9½
29. (tie) LIU Post and MSU Moorhead, 6½
31. (tie) Mercyhurst, Minnesota St. and Seton Hill, 6
34. (tie) Bellarmine, CSU Pueblo and Gannon, 5
37. Emmanuel (GA), 4½
38. Shippensburg, 4
39. (tie) Coker, Colo. Sch. of Mines, King (TN) and Queens (NC), 2½
43. (tie) Chadron St., Drury and Southwest Minn. St., 1
46. Alderson Broaddus, UIndy and West Liberty, ½

2020

Championship was canceled due to the COVID-19 pandemic.

2021

1. St. Cloud St., 107
2. Neb.-Kearney, 105½
3. Lindenwood, 72½
4. West Liberty, 72
5. McKendree, 71½
6. Central Okla., 65½
7. Ashland, 48
8. Colorado Mesa, 31
9. Gannon, 30½
10. Minnesota St., 25
11. Newberry, 24
12. (tie) Findlay and Upper Iowa, 23½
14. Colo. Sch. Of Mines, 23
15. UIndy, 20½
16. Fairmont St., 19
17. Southwest Minn. St., 18½
18. Maryville (MO), 18

19. UNC Pembroke, 17
20. Notre Dame (OH), 13½
21. Augustana (SD), 13
22. (tie) Adams St. and Pitt.-Johnstown, 12½
24. (tie) Western Colo. and Wis.-Parkside, 12
26. Fort Hays St., 10
27. American Int'l, 9½
28. Belmont Abbey, 9
29. King (TN), 8½
30. Lake Erie, 6½
31. (tie) Drury and Mary, 6
33. Queens (NC), 4
34. Newman, 2½
35. Davis & Elkins, 1
36. (tie) Emmanuel (GA) and MSU Moorhead, ½

2022

1. Neb.-Kearney, 127
2. Central Okla., 86
3. West Liberty, 75½
4. St. Cloud St., 67
5. Adams St., 65
6. UIndy, 48½
7. Minnesota St., 39
8. Colorado Mesa, 31
9. McKendree, 30½
10. Gannon, 30
11. Colo. Sch. of Mines, 26½
12. Pitt.-Johnstown, 26
13. Lander, 22½
14. Wis.-Parkside, 22
15. (tie) Newberry and Tiffin, 20
17. Limestone, 19½
18. (tie) Fort Hays St. and Kutztown, 18½
20. Belmont Abbey, 18
21. (tie) Central Mo., Lake Erie and Mary, 17
24. (tie) Findlay and Northern St., 16
26. Alderson Broaddus, 15½
27. American Int'l, 15
28. Shippensburg, 14½
29. Mercyhurst, 13
30. (tie) Augustana (SD) and Western Colo., 12½
32. Ashland, 12
33. UNC Pembroke, 10½
34. Lindenwood, 10
35. Davis & Elkins, 9
36. Millersville, 8½
37. Southwest Minn. St., 8
38. Drury, 7½
39. N.M. Highlands, 6½
40. King (TN), 3
41. Upper Iowa, 2½
42. Notre Dame (OH), 2
43. Maryville (MO), 1½
44. (tie) CSU Pueblo, Glenville St., Mount Olive and Queens (NC), ½

2023

1. Central Okla., 121
2. Lander, 78
3. St. Cloud St., 64½

4. Western Colo., 61
5. Adams St., 58½
6. West Liberty, 55
7. UIndy, 46
8. Neb.-Kearney, 43
9. Glenville St., 42
10. Gannon, 35
11. Tiffin, 35½
12. Lake Erie, 31
13. Mary, 29½
14. Fort Hays St., 29
15. Wis.-Parkside, 27½
16. Upper Iowa, 26½
17. (tie) McKendree and Pitt.-Johnstown, 25
19. Mercyhurst, 24
20. (tie) Ashland, Chardon St., and Northern St., 22
23. Kutztown, 18
24. Augustana (SD), 17
25. Minnesota St., 14½
26. Drury, 15½
27. (tie) Colorado Mesa and Newberry, 12
29. (tie) Mount Olive and Ouachita Baptist, 11
31. King (TN), 9½
32. Millersville, 9
33. Belmont Abbey, 8
34. Colo. School of Mines, 7
35. Shippensburg, 5½
36. Central Mo., 5
37. Minot St. (ND), 4½
38. Limestone, 2½
39. Quincy, 2
40. Simon Fraser, 1
41. (tie) Notre Dame (OH), Seton Hill, and UNC Pembroke, ½

2024

1. Central Okla. , 110
2. Lander , 86½
3. Neb.-Kearney , 77½
4. McKendree , 73
5. St. Cloud St. , 64
6. Pitt.-Johnstown , 45
7. Wis.-Parkside , 41
8. Augustana (SD) , 40½
9. UIndy , 37½
10. (tie) Adams St. and UNC Pembroke , 33½
12. Glenville St. , 32½
13. West Liberty , 32
14. Grand Valley St. , 31
15. Northern St. , 29
16. Kutztown , 27
17. Upper Iowa , 25
18. Gannon , 24½
19. Tiffin , 23½
20. Maryville , 22½
21. Montevallo , 21½
22. Western Colo. , 20½
23. Millersville , 19
24. Mary , 18½
25. Colo. Sch. of Mines , 17
26. Lake Erie , 14½
27. Notre Dame (OH) , 12½

-
- 28 Central Mo. , 10
 - 29 (tie) Ashland and Mercyhurst, 8½
 - 31 Newberry , 8
 - 32 Colorado Mesa , 6½
 - 33 Frostburg St. , 4½
 - 34 Davenport , 4
 - 35 Belmont Abbey , 3½
 - 36 Ouachita Baptist , 2½
 - 37 (tie) Chadron St, Fort Hays St., Limestone,
Simon Fraser, and Sioux Falls, 1
 - 42 CSU Pueblo , ½
 - 43 (tie) Coker, Emmaunel (GA), Fairmont St.
King (TN), Newman, San Fran. St., Seton
Hill, and Southwest Minn. St., 0