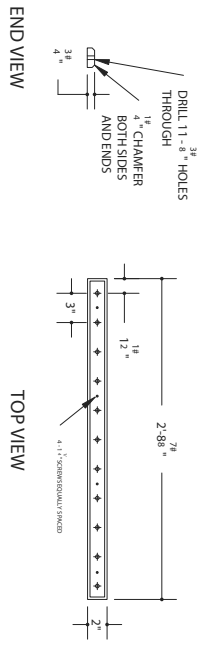
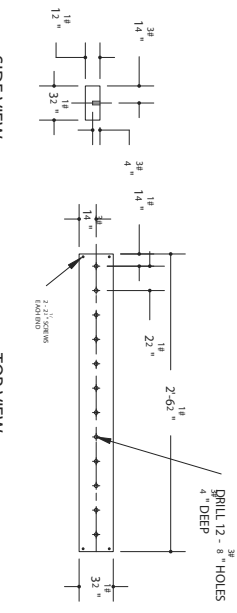


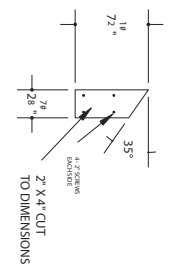
DRAWING INFORMATION		PARTS LIST	
DATE	10/15/2020	ITEM NO.	1
DRAWN BY	J. H. H.	DESCRIPTION	3/8" PLYWOOD
CHECKED BY	J. H. H.	QUANTITY	2
APPROVED BY	J. H. H.	REVISIONS	
SCALE	AS SHOWN	REVISIONS	
DATE	10/15/2020	BY	J. H. H.
DESCRIPTION	PARTS LIST		
ITEM NO.	1	DESCRIPTION	3/8" PLYWOOD
QUANTITY	2	REVISIONS	
REVISIONS			
DATE	10/15/2020	BY	J. H. H.
DESCRIPTION	PARTS LIST		
ITEM NO.	1	DESCRIPTION	3/8" PLYWOOD
QUANTITY	2	REVISIONS	
REVISIONS			
DATE	10/15/2020	BY	J. H. H.



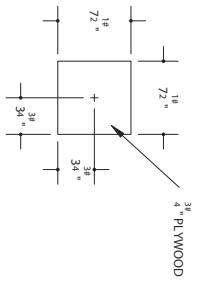
ARROW BOX BOW GUIDE
(2 REQUIRED)



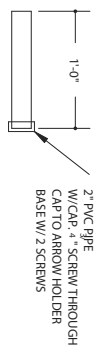
BOW REST
(2 REQUIRED)



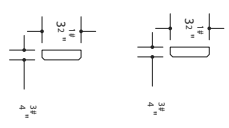
3/8" WOOD DOWEL
(46 REQUIRED)



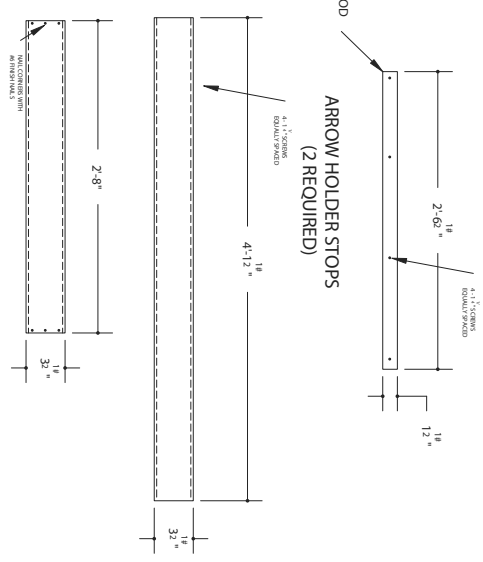
ARROW HOLDER BASE
(8 REQUIRED)



ARROW HOLDER TUBE
(8 REQUIRED)

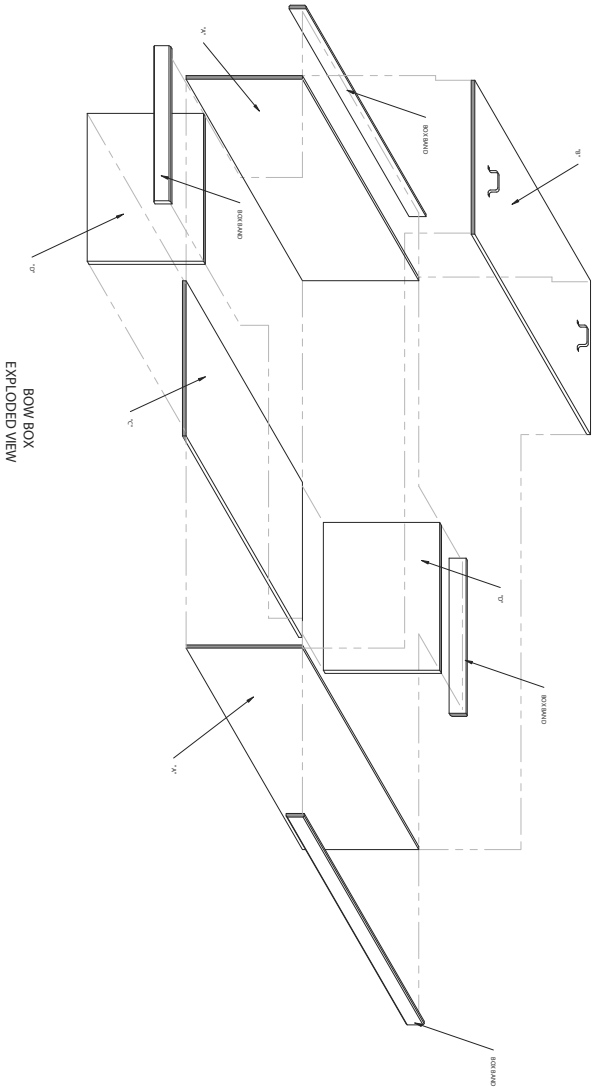


ARROW HOLDER STOPS
(2 REQUIRED)

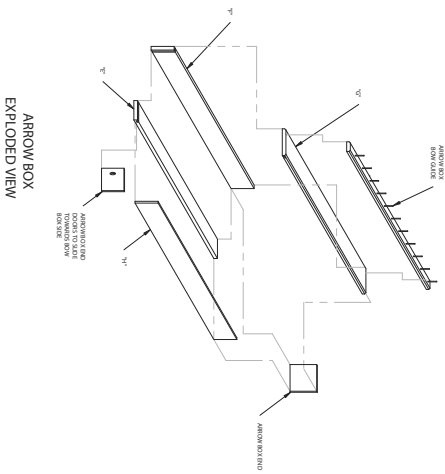


BOW BOX PARTS LAYOUT		PARTS LIST	
ITEM NO.	DESCRIPTION	QTY	REMARKS
1	3/8" WOOD DOWEL	46	
2	2" X 4" CUT TO DIMENSIONS	2	
3	3/4" PLYWOOD	8	
4	2" PVC PIPE W/CAP - 4" SCREW THROUGH CAP TO ARROW HOLDER BASE W/ 2" SCREWS	8	
5	ARROW HOLDER BASE	8	
6	ARROW HOLDER TUBE	8	
7	BOW REST	2	
8	ARROW BOX BOW GUIDE	2	
9	ARROW HOLDER STOPS	2	
10	BOW BOX BAND	2	

DESIGNER: _____ DATE: _____
 PANEL NUMBER: _____

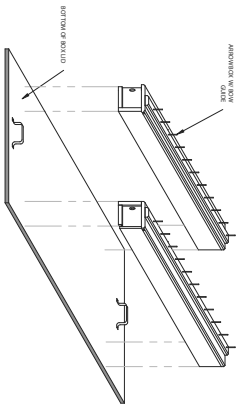


BOW BOX
EXPLODED VIEW



ARROW BOX
EXPLODED VIEW

ARROW BOX ATTACHMENT TO TOP
EXPLODED VIEW



PARTS LIST

- 2 - 48" X 96" X 3/4" PLYWOOD SHEETS
- 2 - 3 1/2" CHEST HANDLES
- 2 - 5 1/2" PULL HANDLES
- 2 - 1" X 4" X 96" BOARD
- 16 - 1/4" X 1 1/4" CARRIAGE BOLTS FOR WHEELS
- 16 - 1/4" NUTS
- 2 - 2 1/2" SWIVEL CASTOR WHEEL ASSEMBLIES
- 2 - 2 1/2" CASTOR WHEEL ASSEMBLIES
- 2 - 4" HINGED HASPS
- 8 - 1 1/2" X 2" PVC PIPE
- 8 - 2" PVC PIPE CAPS
- 1 BOX - 1 1/4" SCREWS
- 1 BOX - 1 5/8" SCREWS
- 1 BOX - 2" SCREWS
- 1 BOX - 2 1/2" SCREWS
- 1 BOX - #6 FINISH NAILS
- 1 BOX - #4 COATED SINNERS
- STAIN FOR FINISH
- WOOD GLUE FOR ALL WOOD CONNECTIONS

PROJECT INFORMATION		DRAWING INFORMATION	
DATE	DESCRIPTION	DATE	DESCRIPTION
BOW BOX EXPLODED VIEWS		DRAWN BY M.E.H.	CHECKED BY N.A.
COMMENTS/REVISIONS 1. REVISION: [REVISION]		SCALE: 1/8" = 1'-0"	
PROJECT NAME: [PROJECT NAME]		DRAWING NO.: [DRAWING NO.]	
CLIENT: [CLIENT]		DATE: [DATE]	