

UNFPA PRIORITY SDG INDICATORS

Sixth expert meeting of the Working Group on Geospatial Information (WGGI) of the Inter-agency and Expert Group on Sustainable Development Goal Indicators (IAEG-SDGs)

Instituto Nacional de Estadística y Geografía
(INEGI), Mexico City, Mexico
9 – 11 March 2020



Monitoring SDGs by means of Census

- Population related elements are present in approximately 45% (105 of the 232) Sustainable Development Goal indicators
- 19 census indicators, *defined as a SDG indicator that can be calculated from a census exclusively, and the census is identified as a data source in the metadata.*
- Administrative database, CRVS systems are often weak, so census are the only potential reliable source of information on minority population.
- Without appropriate means of measuring these population-related elements of the indicators, our ability to accurately track progress will be severely constrained.

24

3 GOOD HEALTH AND WELL-BEING



15

16 PEACE, JUSTICE AND STRONG INSTITUTIONS



13

8 DECENT WORK AND ECONOMIC GROWTH



9

5 GENDER EQUALITY



8

11 SUSTAINABLE CITIES AND COMMUNITIES



7

1 NO POVERTY




8

4 QUALITY EDUCATION



5

2 ZERO HUNGER



3

10 REDUCED INEQUALITIES



5

9 INDUSTRY, INNOVATION AND INFRASTRUCTURE



2

6 CLEAN WATER AND SANITATION



2

7 AFFORDABLE AND CLEAN ENERGY



2

17 PARTNERSHIPS FOR THE GOALS



2

12 RESPONSIBLE CONSUMPTION AND PRODUCTION



Target	Indicator	Possible Custodian Agency(ies)	Partner Agency(ies)	Initial Proposed Tier (by Secretariat)	Updated Tier Classification (by IAEG-SDG)	Notes (including timing of review and explanation for change in Tier)
3.1 By 2030, reduce the global maternal mortality ratio to less than 70 per 100,000 live births	3.1.1 Maternal mortality ratio	WHO	UNICEF, UNFPA , DESA Population Division, World Bank	Tier II	Tier I	Trends in Maternal Mortality: 2000 to 2017, Sep19 Data availability reviewed in Nov. 2017 (classified as Tier I)
	3.1.2 Proportion of births attended by skilled health personnel	UNICEF, WHO	UNFPA	Tier I	Tier I	
3.3 By 2030, end the epidemics of AIDS, tuberculosis, malaria and neglected tropical diseases and combat hepatitis, water-borne diseases and other communicable diseases	3.3.1 Number of new HIV infections per 1,000 uninfected population, by sex, age and key populations	UNAIDS	WHO, UNFPA	Tier I	Tier I	Data availability reviewed in Nov. 2018 (classified as Tier I) IAEG-SDG 3rd meeting: Lack of sufficient data coverage (classified as Tier II)
3.7 By 2030, ensure universal access to sexual and reproductive health-care services, including for family planning, information and education, and the integration of reproductive health into national strategies and programmes	3.7.1 Proportion of women of reproductive age (aged 15–49 years) who have their need for family planning satisfied with modern methods	DESA Population Division	UNFPA , WHO	Tier I	Tier I	
	3.7.2 Adolescent birth rate (aged 10–14 years; aged 15–19 years) per 1,000 women in that age group	DESA Population Division	UNFPA , WHO	Tier I	Tier I	Data availability reviewed in Nov. 2018 y (classified as Tier I) IAEG-SDG 3rd meeting: Lack of sufficient data coverage (classified as Tier II)
3.8 Achieve universal health coverage, including financial risk protection, access to quality essential health-care services and access to safe, effective, quality and affordable essential medicines and vaccines for all	3.8.1 Coverage of essential health services (defined as the average coverage of essential services based on tracer interventions that include reproductive, maternal, newborn and child health, infectious diseases, non-communicable diseases and service capacity and access, among the general and the most disadvantaged population)	WHO	UNICEF, UNFPA , DESA Population Division	Tier III	Tier I	Tracking universal health coverage: 2019 Global Monitoring Report - SCI Proposed methodology update reviewed at Jan. 2019 WebEx: continue to use already existing methodology to report on this indicator. Request further work on new methodology to be completed before considering replacing existing methodology with proposed methodology. Data availability reviewed in Nov. 2018 (classified as Tier I) Reviewed at 7th IAEG-SDG meeting (classified as Tier II) IAEG-SDG 6th meeting: Because indicator 3.b.3 is a component of this indicator and is a Tier III indicator, indicator 3.b.3 must have agreed methodology prior to indicator 3.8.1 being upgraded Fast Track; Reviewed at 5th IAEG-SDG meeting: Request additional work on aggregation method at regional and global levels

Target	Indicator	Possible Custodian Agency(ies)	Partner Agency(ies)	Initial Proposed Tier (by Secretariat)	Updated Tier Classification (by IAEG-SDG)	Notes (including timing of review and explanation for change in Tier)
5.2 Eliminate all forms of violence against all women and girls in the public and private spheres, including trafficking and sexual and other types of exploitation	5.2.1 Proportion of ever-partnered women and girls aged 15 years and older subjected to physical, sexual or psychological violence by a current or former intimate partner in the previous 12 months, by form of violence and by age	UNICEF, UN Women, UNFPA , WHO, UNODC	UNSD, UNDP	Tier II	Tier II	
	5.2.2 Proportion of women and girls aged 15 years and older subjected to sexual violence by persons other than an intimate partner in the previous 12 months, by age and place of occurrence	UNICEF, UN Women, UNFPA , WHO, UNODC	UNSD, UNDP	Tier II	Tier II	Proposed replacement: "Proportion of women aged 20-29 who have ever experienced sexual violence by a non-partner since age 15" IAEG-SDG came back to propose replace indicators 5.2.1, 5.2.2, 11.7.2, 16.1.3, 16.2.3 with "Proportion of population subjected to physical, sexual or psychological violence or harassment in the previous 12 months, by sex, age, disability status of the victim, form of violence or harassment, place of occurrence, age at occurrence, and relationship with the offender ", which was rejected by agencies; Indicator stays the same, with very limited data
5.3 Eliminate all harmful practices, such as child, early and forced marriage and female genital mutilation	5.3.1 Proportion of women aged 20–24 years who were married or in a union before age 15 and before age 18	UNICEF	WHO, UNFPA , UN Women, DESA Population Division	Tier I	Tier I	Data availability reviewed in May 2019 (classified as Tier I) IAEG-SDG 3rd meeting: Lack of sufficient data coverage (classified as Tier II)
	5.3.2 Proportion of girls and women aged 15–49 years who have undergone female genital mutilation/cutting, by age	UNICEF	UNFPA , WHO	Tier I	Tier I	Data availability reviewed in May 2019 (classified as Tier I) IAEG-SDG 3rd meeting: Lack of sufficient data coverage (classified as Tier II)
5.6 Ensure universal access to sexual and reproductive health and reproductive rights as agreed in accordance with the Programme of Action of the International Conference on Population and Development and the Beijing Platform for Action and the outcome documents of their review conferences	5.6.1 Proportion of women aged 15–49 years who make their own informed decisions regarding sexual relations, contraceptive use and reproductive health care	UNFPA	UN Women	Tier III	Tier II	IAEG-SDG 3rd meeting: There is an established methodology for the indicator (classified as Tier II)
	5.6.2 Number of countries with laws and regulations that guarantee full and equal access to women and men aged 15 years and older to sexual and reproductive health care, information and education	UNFPA	UN Women, DESA Population Division, WHO	Tier III	Tier II	Reviewed at Sept 2018 WebEx meeting (classified as Tier II) UNSC 48 Refinement, Reviewed at 5th IAEG-SDG meeting: Internationally agreed methodology and standard to be developed (indicator in piloting stage of methodology development) (classified as Tier III)

Target	Indicator	Possible Custodian Agency(ies)	Partner Agency(ies)	Initial Proposed Tier (by Secretariat)	Updated Tier Classification (by IAEG-SDG)	Notes (including timing of review and explanation for change in Tier)
11.a Support positive economic, social and environmental links between urban, peri-urban and rural areas by strengthening national and regional development planning	11.a.1 Proportion of population living in cities that implement urban and regional development plans integrating population projections and resource needs, by size of city	UN-Habitat	UNFPA	Tier III	Tier III	Proposed replacement: Number of countries that have national urban policies or regional development plans that (a) respond to population dynamics, (b) ensure balanced territorial development, (c) increase local fiscal space; Accepted by IAEG-SDG Reviewed at Webex meeting in Nov. 2017 following 6th IAEG-SDG meeting; Request additional work on definition of cities and methodology as well as additional pilot studies
16.1 Significantly reduce all forms of violence and related death rates everywhere	16.1.3 Proportion of population subjected to (a) physical violence, (b) psychological violence and (c) sexual violence in the previous 12 months	UNODC	UN Women, UNFPA , WHO, UNICEF	Tier II	Tier II	
16.9 By 2030, provide legal identity for all, including birth registration	16.9.1 Proportion of children under 5 years of age whose births have been registered with a civil authority, by age	UNSD, UNICEF	UNFPA , DESA Population Division	Tier I	Tier I	
17.18 By 2020, enhance capacity-building support to developing countries, including for least developed countries and small island developing States, to increase significantly the availability of high-quality, timely and reliable data disaggregated by income, gender, age, race, ethnicity, migratory status, disability, geographic location and other	17.18.1 Proportion of sustainable development indicators produced at the national level with full disaggregation when relevant to the target, in accordance with the Fundamental Principles of Official Statistics	UNSD	UNEP, UNFPA	Tier III	Tier III	A proposed replacement will be finalized
17.19 By 2030, build on existing initiatives to develop measurements of progress on sustainable development that complement gross domestic product, and support statistical capacity-building in developing countries	17.19.2 Proportion of countries that (a) have conducted at least one population and housing census in the last 10 years; and (b) have achieved 100 per cent birth registration and 80 per cent death registration	UNSD	UNFPA , DESA Population Division, other involved agencies in the inter-agency group on CRVS	Tier I	Tier I	



GOAL 5: ACHIEVE GENDER EQUALITY AND EMPOWER ALL WOMEN AND GIRLS.




TARGET 5.6: Ensure universal access to sexual and reproductive health and reproductive rights as agreed in accordance with the Programme of Action of the International Conference on Population and Development and the Beijing Platform for Action and the outcome documents of their review conferences

INDICATOR 5.6.1: Proportion of women aged 15-49 who make their own informed decisions regarding sexual relations, contraceptive use and reproductive health care.

INDICATOR 5.6.2: Number of countries with laws and regulations that guarantee full and equal access to women and men aged 15 years and older to sexual and reproductive health care, information and education.

Measurement of SDG Indicator 5.6.1

Only women who make their own decisions in all three key areas are considered to have autonomy in reproductive health decision-making and empowered to exercise their reproductive rights:

 Reproductive health care	 Contraceptive use	 Sexual relations
<p>Who usually makes decisions about health care for yourself?</p> <ul style="list-style-type: none"> • You • Your husband/partner • You and your husband/partner jointly • Someone else 	<p>Who usually makes the decision on whether or not you should use contraception?</p> <ul style="list-style-type: none"> • Mainly respondent • Mainly husband/partner • Joint decision • Other, specify 	<p>Can you say no to your husband/partner if you do not want to have sexual intercourse?</p> <ul style="list-style-type: none"> • Yes • No • Depends/not sure




Proportion of women aged 15-49 years who make their own decisions regarding sexual and reproductive health and rights (including deciding on their own health care, deciding on the use of contraception; and can say no to sex); by SDG region, most recent data 2007-2018.



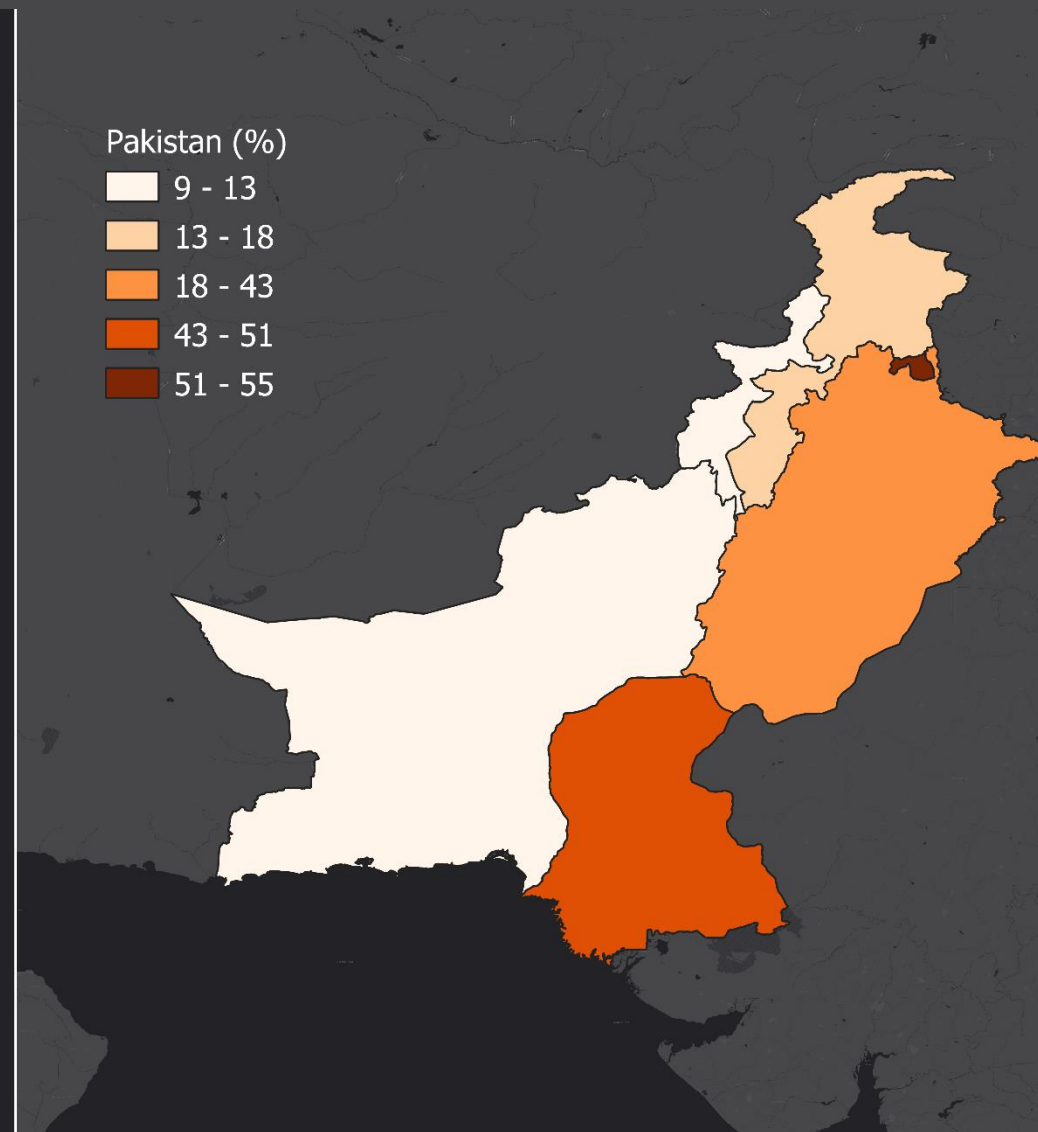
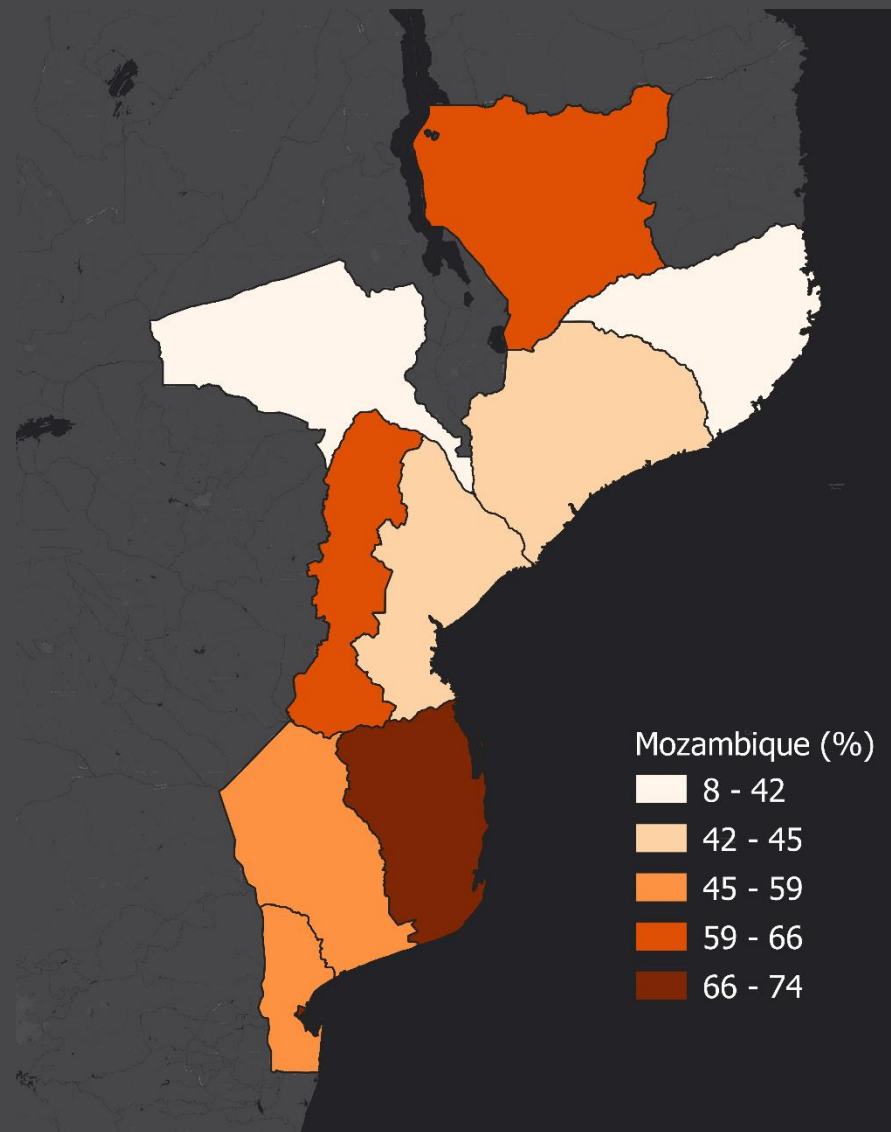
Notes: The number of countries with comparable survey data included in the regional aggregations is presented in parentheses.

Source: United Nations Population Fund, global databases, 2020. Based on the Demographic and Health Surveys (DHS), Multiple Indicator Cluster Surveys (MICS) and other national surveys conducted in the 2007-2018 period.




SUB-NATIONAL LEVEL

Women's decision-making on sexual and reproductive health and rights (SDG 5.6.1), at the sub-national level, per cent



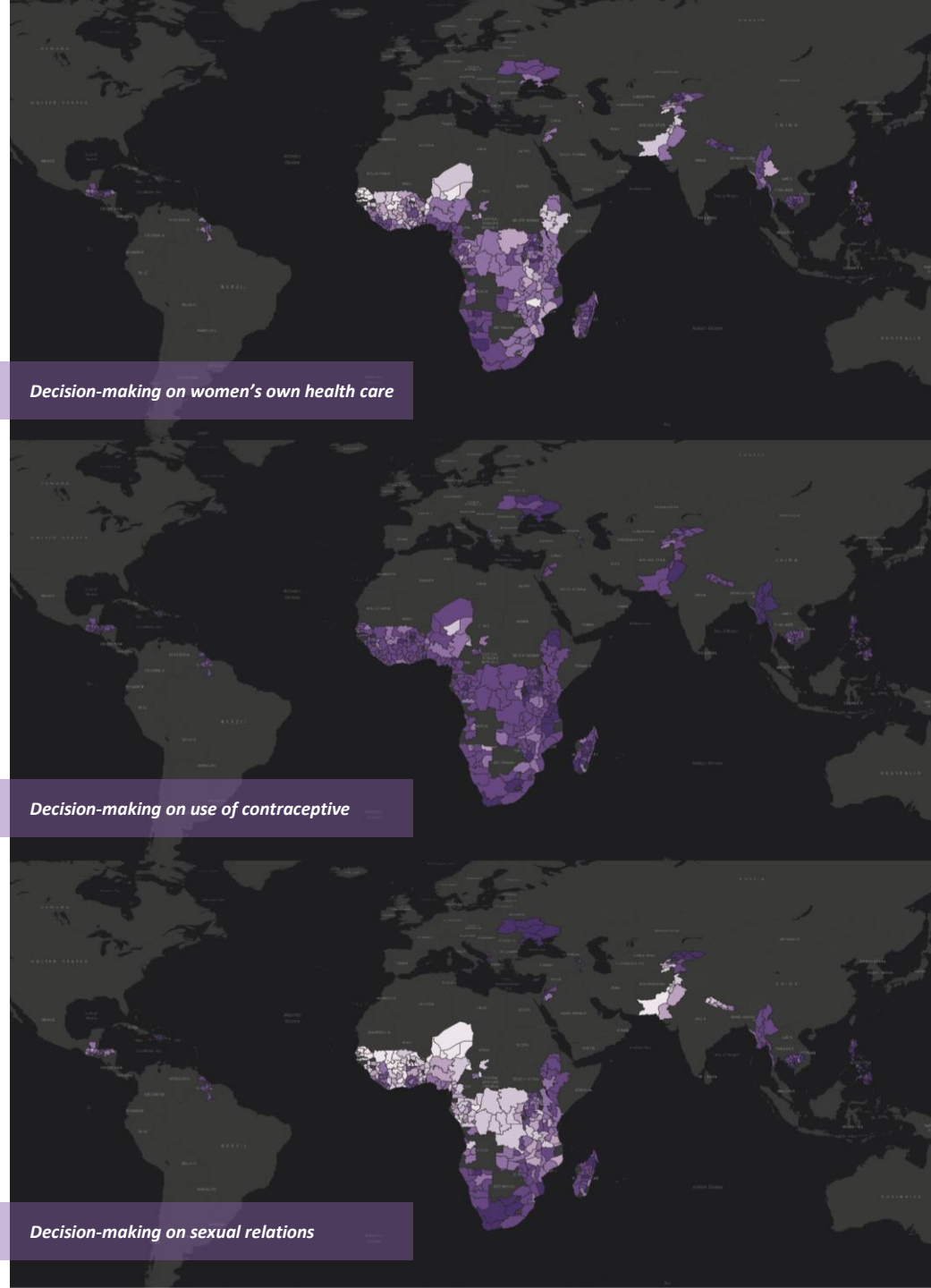
SUB-NATIONAL LEVEL (continued)

Decision-making on women's own health care;
 decision making on use of contraceptive;
 decision making on sexual relations, at the sub-
 national level, per cent



Note: The boundaries shown on this map do not imply the expression of any opinion whatsoever on the part of the United Nations Population Fund concerning the legal status of any country, territory, city or area or of its authorities, or concerning its boundaries.

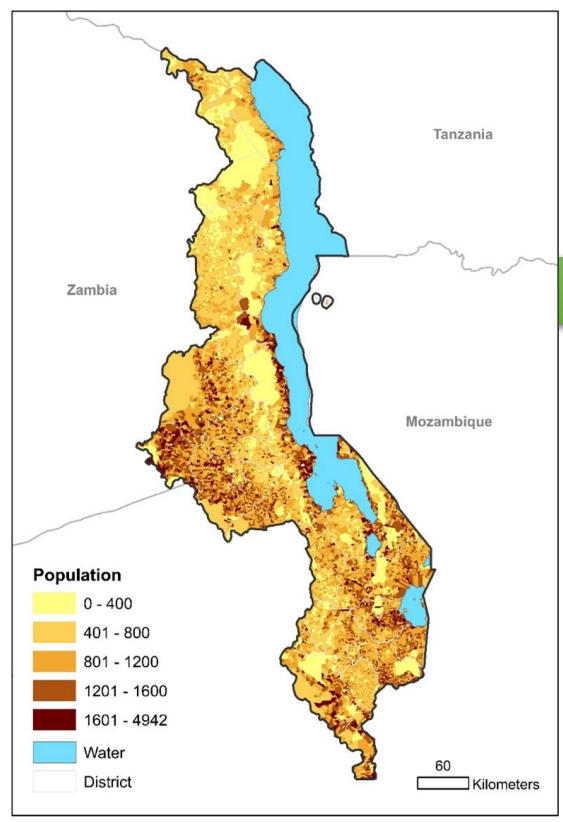
Source: United Nations Population Fund, global databases, 2020. Based on the Demographic and Health Surveys (DHS), Multiple Indicator Cluster Surveys (MICS) and other national surveys conducted in the 2007-2018 period.



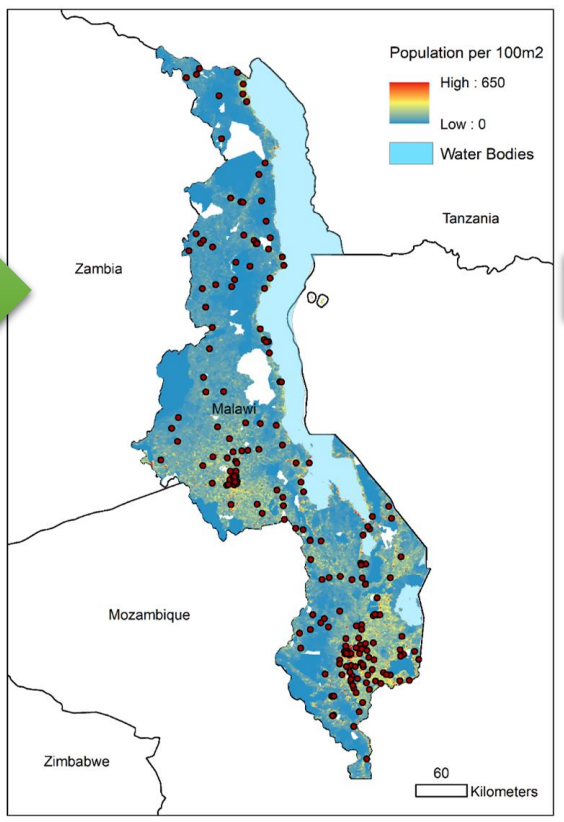


Visualizing the SDGs: Map Access to Essential SRH Services

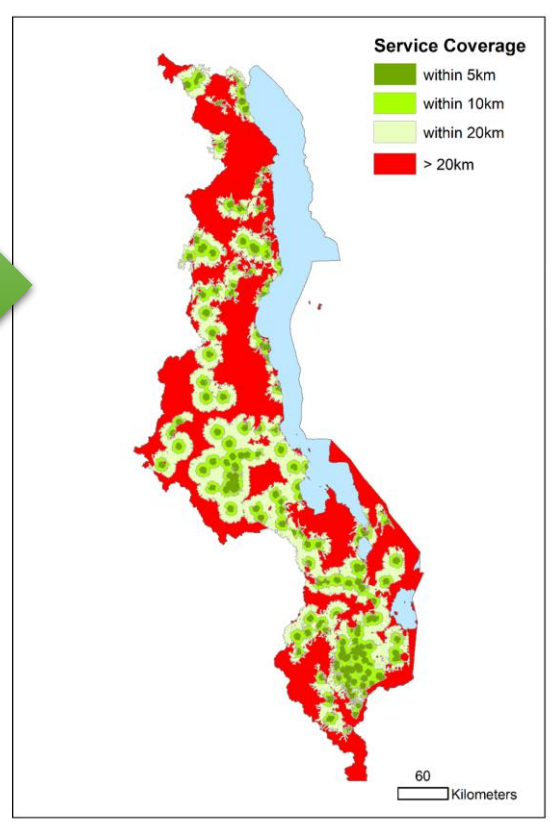
Population Census



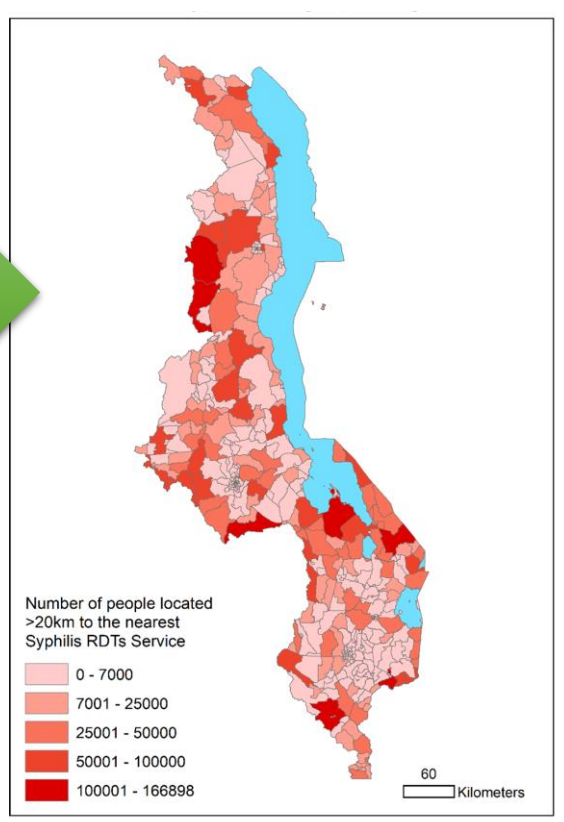
SRH Service Locations



SRH Service Area



Population Access

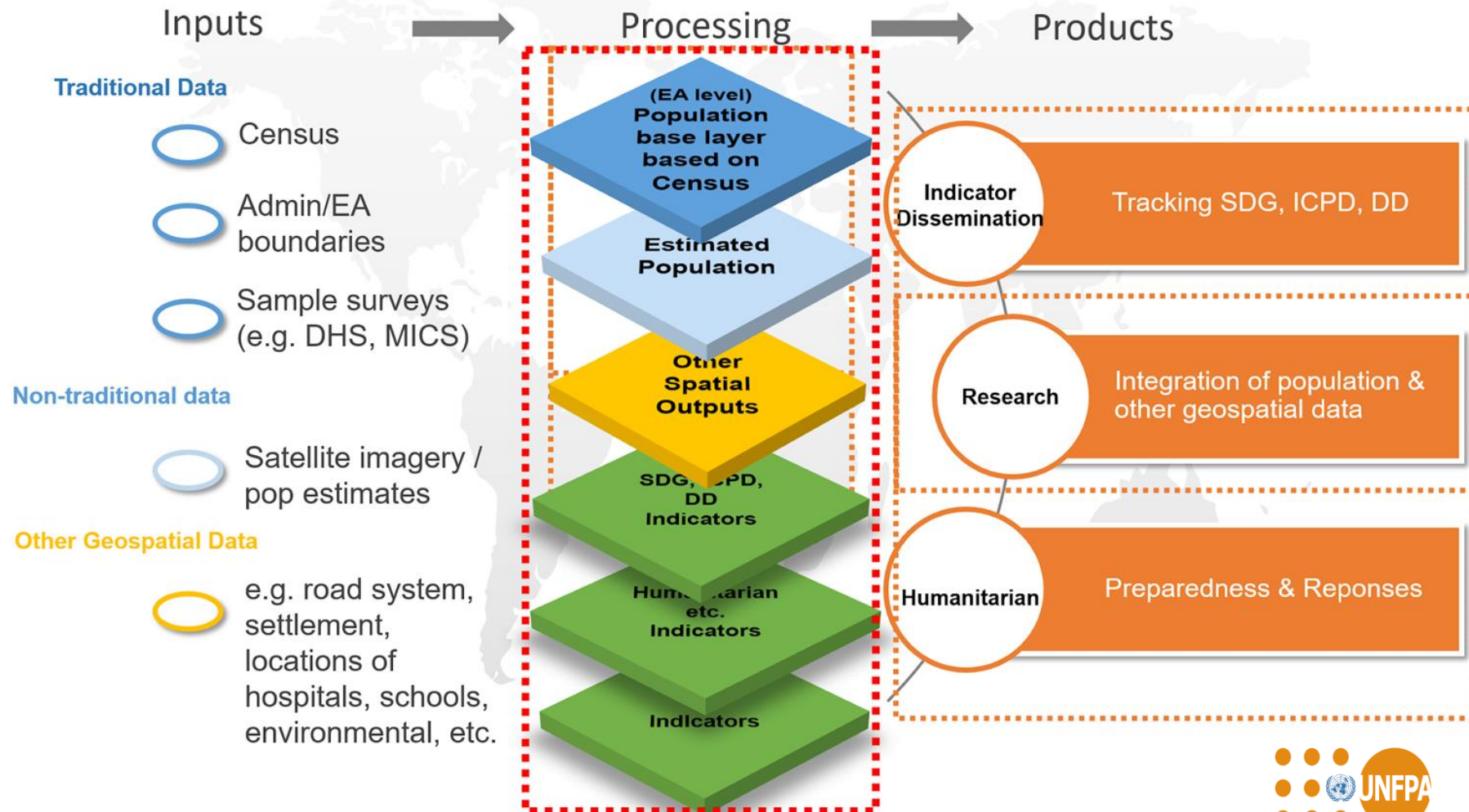


Sharing Population Data: the Population Data Platform

PDP Characteristics:

- Best available population data
- SDG, ICPD indicators
- Mapping and spatial analysis
- Simple data display and analytic tools
- National Portals

Population Data Platform Workflow





**Thank
you!**