
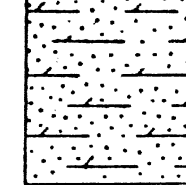




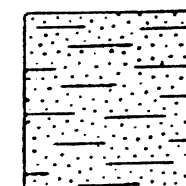

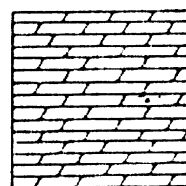
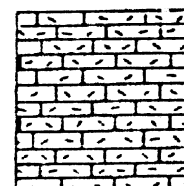




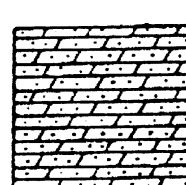


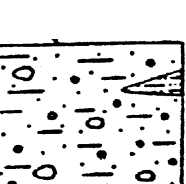


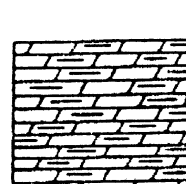
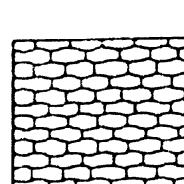
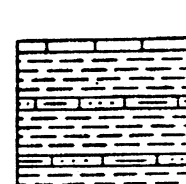



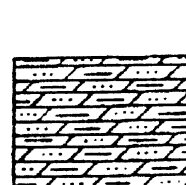

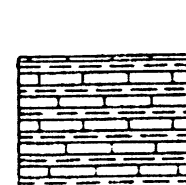




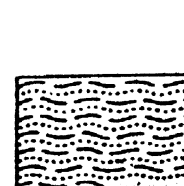
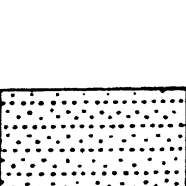
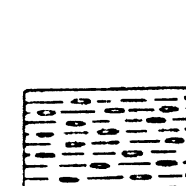

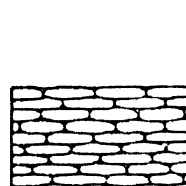


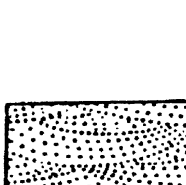
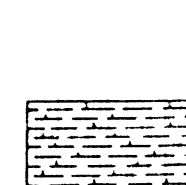

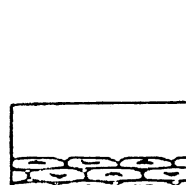

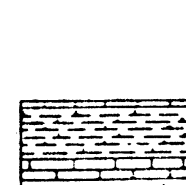
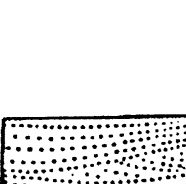
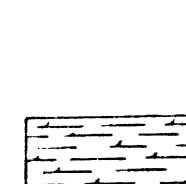

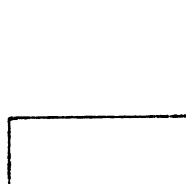

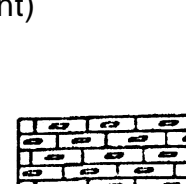
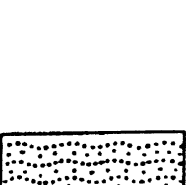

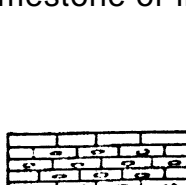
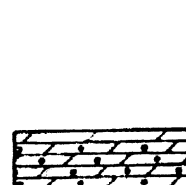
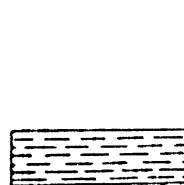





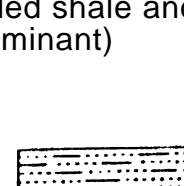


Lithologic Patterns and Symbols Used On Kentucky Geologic Quadrangle Maps

					
Gravel or conglomerate	Dolomitic sandstone	Limestone	Oolitic limestone	Fossils	Crossbedded subgraywacke
					
Crossbedded gravel or conglomerate	Argillaceous or shaly sandstone	Crossbedded limestone	Dolomite	Clastic limestone	Ripple-bedded subgraywacke
					
Gravel or conglomerate	Silt, siltstone, or silt shale	Crossbedded dolomite	Sandy dolomite	Fossiliferous clastic limestone	Interbedded shale and limestone (shale dominant)
					
Drift	Calcareous siltstone	Cherty crossbedded limestone	Argillaceous or shaly dolomite	Nodular or irregularly bedded limestone	Interbedded shale and silty limestone (shale dominant)
					
Breccia	Dolomitic siltstone	Cherty and sandy crossbedded clastic limestone	Silty dolomite	Interbedded sandstone and shale	Interbedded limestone and shale
					
Breccia	Clay or clay shale	Sandy limestone	Bedded chert	Interbedded ripple-bedded sandstone and shale	Interbedded silty limestone and shale
					
Sand or sandstone	Cherty shale	Argillaceous or shaly limestone	Bedded chert	Interbedded sandstone and siltstone	Interbedded limestone and calcareous shale
					
Crossbedded sand or sandstone	Calcareous shale or marl	Silty limestone	Fossiliferous bedded chert	Interbedded limestone and shale (limestone dominant)	Interbedded calcareous shale and limestone (shale dominant)
					
Crossbedded sand or sandstone	Dolomitic shale	Dolomitic limestone or limy dolomite	Coal	Interbedded limestone and shale	Camp Nelson-type limestone
					
Ripple-bedded sand or sandstone	Sandy or silty shale	Cherty limestone	Oolitic dolomite	Interbedded shale and limestone (shale dominant)	<ul style="list-style-type: none"> Underclay Flint clay Bentonite Glaucanite Asphalt •• Phosphate • Dolite - Chert o Goode o Gastropod Stromatoporoid g Horn coral Y Bryozoon v Mica o Limonite + Siderite Colonial coral heads
					
Calcareous sandstone	Carbonaceous shale	Cherty limestone	Cherty dolomite	Subgraywacke	