

# Latinos at the Polls

## 2018 Mid-Term Election Results

Presented by:  
Domingo Garcia  
LULAC National President



# 2018 Mid-Term Election Voter Suppression Report



# 2018 Mid-Term Election Voter Suppression Efforts and Tactics

- There were reports of voter suppression aimed at the Hispanic community in the following states: Arizona, Florida, Georgia, Kansas, North Dakota and Texas.
- The majority of these states are either considered Red or Purple states where the Secretary of States are Republican.

Here are a few examples of reported voter suppression:

## Arizona

- The Navajo Nation is the largest Native American reservation in the U.S., stretching into Arizona, New Mexico and Utah. There are an estimated 98,000 Navajo voters
- The director of the Navajo Nation election office says some precincts ran out of ballots and that copiers were not working.

## Florida

- Miami-Dade also reported the third-highest number of rejected black voter ballots and the seventh-highest percentage of rejected Hispanic voter ballots.
- Voting rights advocates sue 32 Florida counties for not providing ballots in Spanish and won these cases but in many counties they judgements implemented.
- The court decided that the Duval elections supervisor failed to provide Spanish ballots as required by law.

## Georgia

- In Hall County, Georgia: “Instead of allowing eligible voters the right to vote, officials subjected certain voters to the burden of going to the county elections office to provide proof of citizenship instead of accepting this documentation at the polling site as explicitly required under the court’s order,” she said. “Moreover, some voters who are limited English proficient were denied their right to receive assistance from a person of their choice.
- Brian Kemp’s office also put 53,000 voter registrations on hold, nearly 70 percent of which are for black voters, by using an error-prone “exact match” system, which stops voter registrations if there are any discrepancies, down to dropped hyphens, with other government records.

## Kansas

- In Dodge City, Kansas, which is now over 60% Latino, Republicans moved then only voting location to outside the city limits, literally telling Latinos to get out to vote. LULAC filed a law suit and provided free Uber rides to get voters to the polls.
- In Dodge City, Kansas, a single polling location serves the city’s 27,000 mostly Hispanic residents.
- ACLU and LULAC sued the Kansas’ secretary of state, Kris Kobach, and Dodge City Elections Supervisor for moving the only polling site in Dodge City, Kansas, outside the city limits making it more difficult for the city’s majority Hispanic population to vote Kansas
- The closes public transportation stop was over a mile away in an isolated area.
- A judge deny the request to open a second polling location in Do he felt that opening the new polling place would confuse voters.

**Voter suppression really may have made the difference for Republicans in Georgia**

And that could send a message to Republicans nationwide.

By German Lopez | @germanlopez | german.lopez@vox.com | Nov 7, 2018, 10:00am EST

## North Dakota

- In North Dakota, Republicans passed a law requiring that every voter have an ID with a street address, precisely because they knew that many Native Americans who live in remote areas of reservations have no street addresses and get their mail at P.O. boxes.

## Texas

- U.S. Customs and Border Protection announced plans to run a “crowd-control” exercise Tuesday near a Hispanic neighborhood in El Paso — the hometown of Democratic Rep. Beto O’Rourke, who is challenging Republican Sen. Ted Cruz in a closely contested race in Texas.
- Texas State University students allege voter suppression after GOP official calls for polling station to remain closed
- Reports of nonfunctioning machines surfaced in numerous states, including New York, California and Arizona. Complaints also emerged about voting machines flipping voters’ choices in Pennsylvania, North Carolina, Texas and Illinois.
- Election officials in states including Texas, Alabama, North Carolina, Indiana and Georgia extended voting hours to accommodate long lines at polling locations. In Atlanta, some precincts were being kept open as late as 10 p.m.
- Some states, including North Dakota, were also contending with low supplies of ballots, and voters were still in line Tuesday evening.

# Record Breaking Latino Voter Turnout in 2018



# The Latino Wave in the 2018 Midterm Elections

## About a quarter of Hispanic voters cast a ballot in a midterm for the first time in 2018

*% who say they voted for the first time in a midterm election*



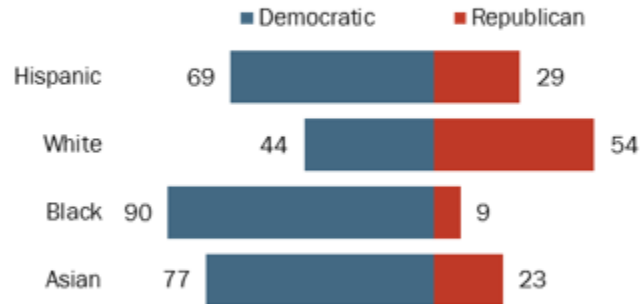
Source: Based on exit polls conducted by Edison Research for the National Election Pool, as reported by NBC on Nov. 6, 2018.

PEW RESEARCH CENTER

# The Latino Wave in the 2018 Midterm Elections

## Many more Latinos voted for Democrats than Republicans in 2018 U.S. congressional races

*% who say they voted for the \_\_\_ candidate in the election for House of Representatives*



Source: Based on exit polls conducted by Edison Research for the National Election Pool, as reported by CNN, accessed Nov. 9, 2018.

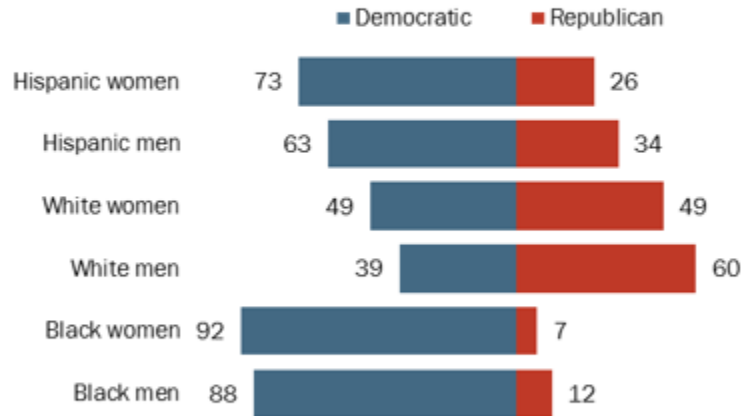
PEW RESEARCH CENTER



# The Latino Wave in the 2018 Midterm Elections

## Hispanic women more often voted for Democrats than Hispanic men in 2018

*% who say they voted for the \_\_\_ candidate in the election for House of Representatives*



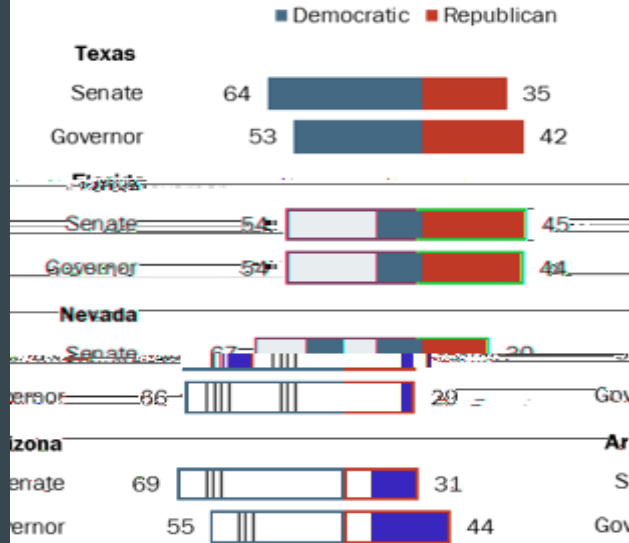
Source: Based on exit polls conducted by Edison Research for the National Election Pool, as reported by CNN, accessed Nov. 9, 2018.

PEW RESEARCH CENTER

# The Latino Wave in the 2018 Midterm Elections

## How Hispanics voted in key races for U.S. Senate and governor in 2018

% of Hispanics who say they voted for the \_\_\_ candidate



Based on exit polls conducted by Edison Research for the Election Pool, as reported by CNN, accessed Nov. 9, 2018. Source: National

SEARCH CENTER

PEW RE

# DECISION 2018: How Florida Hispanic Vote Fared in Midterms

- Numbers from Florida's Division of Elections show more than 2 million Hispanics registered to vote this year, 24 percent belonging to the Democratic Party while 15 percent belonged to the Republican Party.
- Even though gubernatorial candidate Andrew Gillum attracted the majority of the Latino vote with 56 percent, according to our Decision 2018 exit poll, it wasn't enough. Republican Ron DeSantis claimed victory in Florida's gubernatorial race, with only 42 percent of support from Hispanic voters.
- Nelson received 55 percent of Hispanic support from Democrats, while Scott got 44 percent of the Hispanic vote.
- "Rick Scott spent more money on Spanish-language ads than any other entity in America," Scott invested around \$4 million in Spanish-language TV and regularly visited the state's multiple Hispanic communities. He also hired Hispanic campaign consultants to leverage their cultural competency.
- A large amount of Hispanic voters registered under 'No Party Affiliation' this election cycle.

# Voter turnout in Latino-heavy areas boosts optimism for 2020

BY RAFAEL BERNAL - 11/09/18

- Early numbers suggest higher-than-expected turnout among Hispanic voters in the 2018 midterm elections, spurred in large part by massive grass-roots campaigns led by Latino civil rights organizations that were two years in the making.
- In El Paso County, where the population is more than 80 percent Hispanic, voter participation in this year's midterm elections jumped 168 percent from 2014.
- And in another Texas jurisdiction, Hidalgo County, which is 92 percent Hispanic, the number of ballots cast for Senate candidates more than doubled the amount from 2014.
- Hispanic organizations say they focused their efforts on registration because past experience has shown that even though Latino participation is often lower than other groups, registered Latinos are as likely or more likely to vote than other demographic groups.
- The DCCC says it reached out directly to 32 million voters in the 2018 cycle, 8 million of whom were voters of color.
- In 2016, Hispanics in Nevada and California helped soften the blow for Democrats in an otherwise disastrous election year for the party, but engagement gaps were glaringly obvious in Arizona, Florida and Texas.

**The makeup of Congress will be more diverse in 2019  
and the Hispanic vote was a big factor in this change**



# Record 42 Latinos to serve in Congress; 1 race undecided

- Thirty-three of 44 Latino Democratic candidates and seven of 15 Latino Republican candidates won their races.
- According to AP VoteCast, a new tool that replaced the in-person exit poll as a source of detailed information about the American electorate, almost one-third of Hispanics voters approve of how Trump is handling the presidency, while 66 percent said they disapprove.
- Asked whether Trump was a factor in their votes, 19 percent said they voted to support him, 49 percent voted to oppose him and 31 percent said Trump was not a factor in their votes.
- About 64 percent of Latinos voted for Democratic congressional candidates and 33 percent voted for Republicans.
- Latino women were more likely to vote for Democrats than Latino men, 68 percent to 59 percent.
- Younger Latinos were even more Democratic than their older counterparts, with 68 percent of those under age 45 voting for Democrats compared with 59 percent of those age 45 and over.
- The survey showed 26 percent of Latino voters said immigration was the most important issue facing the country, 23 percent said health care and 18 percent said the economy.
- In Florida's Senate race, Hispanics were somewhat more likely to say they voted for the Republican candidate than Hispanics nationwide, with 45 percent overall voting for Republican Rick Scott, including 59 percent of Cubans.

## Latino, minority voters helped drive Democrats' gains in U.S. House, experts say

“The net wave of the Democratic pickup is due entirely to strong support from the minority community,” said Latino Decisions pollster Matt Barreto.

- Latinos and other minorities voted heavily for Democratic candidates, helping to drive the party’s capture of the U.S. House in this year’s midterm elections
- In the Latino Decisions election eve survey, 73 percent of Latinos said they voted for the Democratic candidate, while 90 percent African Americans, 72 percent of AAPIs and 61 percent of Native Americans said they chose the Democrat.
- There had been late election angst on whether the Democratic party was doing enough to reach Latino voters. A tracking poll conducted by Latino Decisions showed that about 55 percent to 65 percent of Latinos said they had not been contacted about registering or voting.
- Exit polls showed that 81 percent of the Latinos ages 18 to 29 and another 74 percent who were ages of 30 to 44 voted for Democrats. The next highest share voting for Democrats was Latinos ages 65 and older, 71 percent.
- Although the Latino Decisions and the national exit poll do not provide turnout numbers, Barreto said Texas counties from El Paso through the Rio Grande Valley that are majority Latino saw increases of Latino turnout of more than 100 percent.
- In Dallas County, Latino turnout rose to 86 percent and helped contribute to Democrat Colin Allred’s upset win over longtime incumbent Rep. Pete Sessions in the Republican-leaning, suburban Dallas district.

## Latino, minority voters helped drive Democrats' gains in U.S. House, experts say

“The net wave of the Democratic pickup is due entirely to strong support from the minority community,” said Latino Decisions pollster Matt Barreto.

- Cesar Blanco, chairman of the Texas House Democratic Campaign Committee, said Democrats gained 10 seats in the state House, including two Latinas who won in Dallas County districts. Voters also turned out state Rep. Matt Rinaldi, the Texas lawmaker who called Immigration and Customs Enforcement on protestors who were mostly Latino.
- The gains are a “game changer,” because the House partisan divide will now become 83 Republicans and 67 Democrats, from 95-55, Blanco said. Also, the Texas House speaker is elected by a majority of all members, not by the party with the most seats, so Democrats will have a larger vote on the next Speaker, he said.
- The analysis also showed that precincts in the county that were between 80 percent and 100 percent Latino registered 80 percent to 90 percent support for O’Rourke.
- The Harris County data suggests that Cruz captured closer to 20 percent or 23 percent of the Latino vote rather than the 37 percent reported in the national exit poll, Barreto said. The city of Houston is in Harris County.
- Of the 111 districts it targeted this year, 29 were districts where 10 percent or more of the electorate is Latino. At the end of October, the DCCC - whose chairman and executive director are Latinos — released an ad in English and Spanish that didn't focus on a single candidate but on getting Latinos out to vote.



# A record number of Latinos to join Colorado legislature, but under-representation remains

- Nine Latinos were elected to the state legislature this year, helping to chip away at longstanding ethnic underrepresentation at the state Capitol in Denver.
- When the 2019 legislative session gavel in on Jan. 4, Galindo and at least eight others will join five incumbents to total at least 14 Latino lawmakers in all. Incumbent Dave Williams of Colorado Springs will be the only Republican among them.
- Right now, Latinos make up 21 percent of the population, according to U.S. Census data. The 13 Latino legislators elected right now make up 13 percent of the general assembly.
- Two races that are still being counted are for state representatives in Greeley and Pueblo. Latina Rochelle Galindo is leading the race in Greeley and Bri Buentello is leading in Pueblo.

# Hispanic Mid-Election Results:

- As of 11/11/2018: Record 42 Latinos to serve in Congress; 1 race undecided
- Per Pew Hispanic Research:
  - Per exit polls: 81% of Latinos between 18 to 29
  - 74% of Latinos between 30 to 44 voted for Democrats.
- Per Voto Latino:
  - 110m cast ballot on Tuesday Midterm Election
    - Latinos were 11% of electorate
    - 76% of registered Latinos voted: 12.1m of 16m registered
    - 13m remain unregistered; when Latinos are registered, Latinos vote



**Veronica Escobar, Sylvia Garcia win, will be first Texas Latinas in Congress**

# References

- <http://www.pewresearch.org/fact-tank/2018/11/09/how-latinos-voted-in-2018-midterms/>
- <https://www.gainesvilletimes.com/news/more-focus-latino-voter-turnout-attorney-group-complains-about-access/>
- <https://www.nbcnews.com/news/latino/latino-minority-voters-helped-drive-democrats-gains-u-s-house-n933706>
- <http://prospect.org/article/republicans-undertake-last-minute-wave-voter-suppression#.W-ep1ciiECg.twitter>
- <https://www.usatoday.com/story/opinion/2018/11/09/florida-rejected-my-vote-signature-mismatch-former-congressman-column/1945081002/>
- <https://www.vox.com/policy-and-politics/2018/11/7/18071438/midterm-election-results-voting-rights-georgia-florida>



*90 Years of Service*