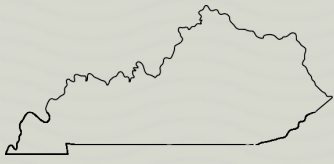


# 2020 Kentucky Nursing Workforce Report



**120 KY counties**

86 Rural  
34 Urban

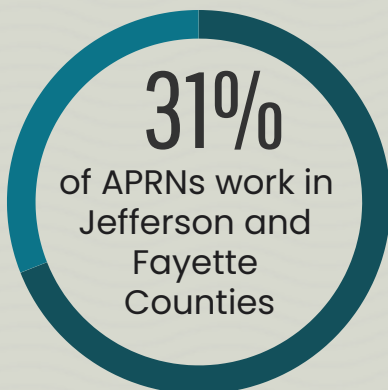


4.5 Million

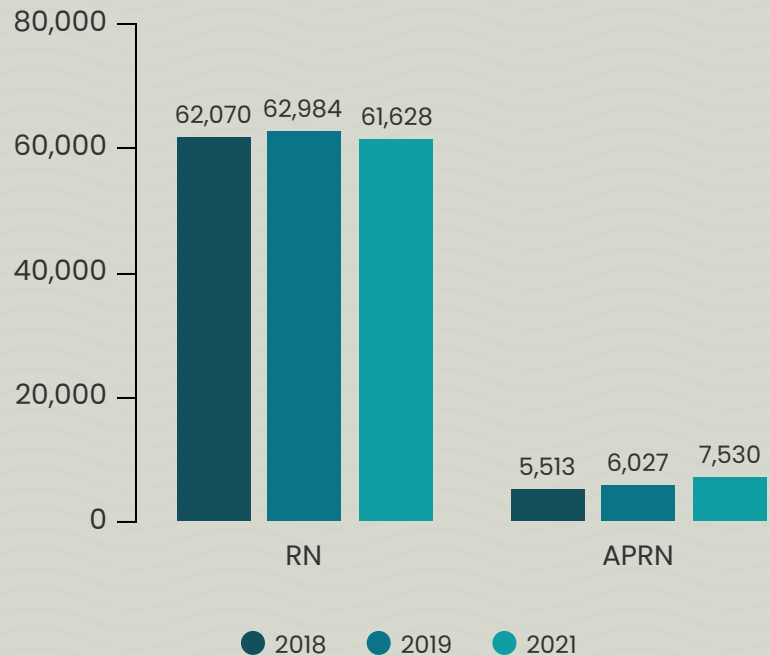
**2021**

**KY population**

Kentucky was ranked 46 out of 50 states on health outcomes in 2021 by America's Health Rankings.



**Licensure Renewal Totals by Type and Year**



**RNs and APRNs continue to be maldistributed across the state of Kentucky despite a 35% difference in population between rural and urban counties.**

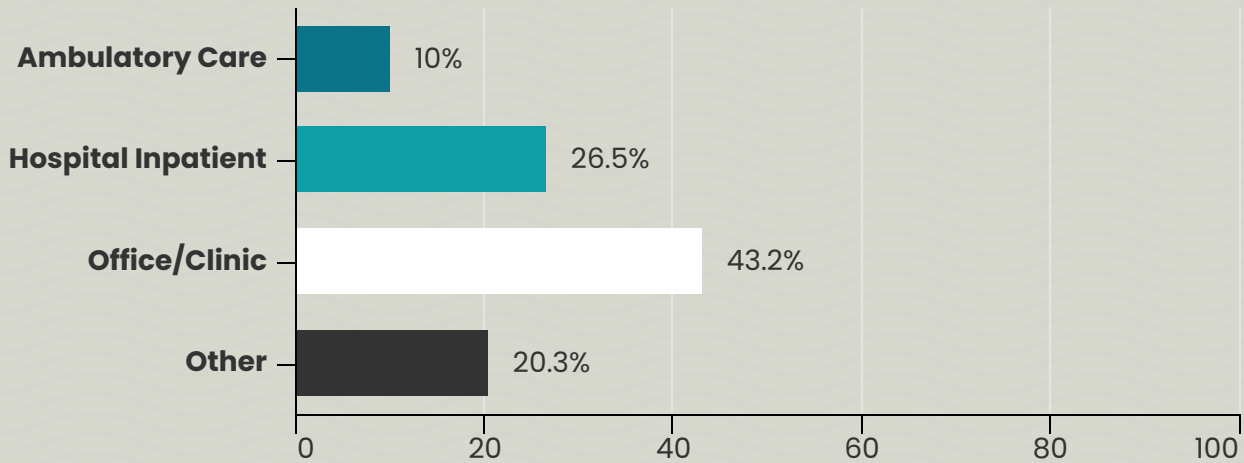
	Rural	Urban
RN	38%	62%
APRN	37%	63%

	Population	Number of APRNs	Ratio of 1 APRN to population
Rural	1,844,565	2,754	1:670
Urban	2,623,837	4,776	1:549
Kentucky	4,468,402	7,503	1:593



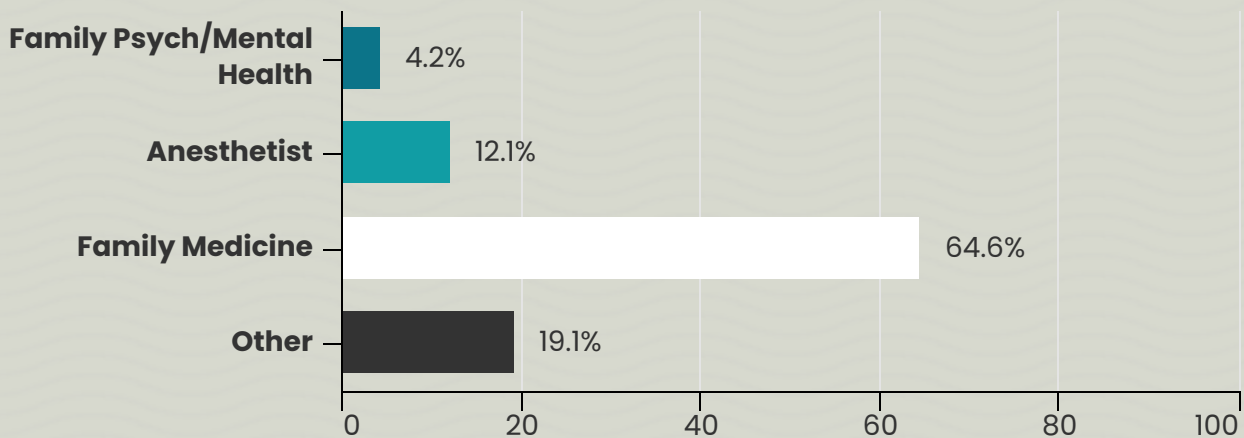
The majority of APRNs are Caucasian (93.6%), have a Master of Science in nursing (85%), work 32-40 hours a week, and work in an office/clinic setting (43.4%).

### APRNs by Setting Type



Other settings include long-term/extended care/rehab, nursing education, HMO/insurance company/managed care, public health/community health, primary/secondary school, industry, temporary staffing agency, Hospice/Home Health, military/federal/state facility, mental health facility, correctional facility, medical/pharmaceutical sales, self-employed/nurse consultant, assisted living, and non-nursing field.

### APRNs by Population of Focus



Other populations of focus include midwife, adult, pediatric, women's health, gerontological, school, med/surgical, adult-psych/mental health, child/adolescent psych, neonatal, acute care, community health, critical care, and oncology.

#### Citations

1. United States Census Bureau (2021). Kentucky Population Estimates, July 1, 2019. Retrieved from <https://www.census.gov/quickfacts/ky>.
2. Americas Health Rankings (2021). Kentucky in 2020. Retrieved from <https://www.americashealthrankings.org/explore/annual/state/KY>.
3. Kentucky Board of Nursing (2021). Yearly License Renewal Data 2020. Retrieved from <https://kbn.ky.gov/licenses/Pages/dataroster.aspx>.