


Expand learning possibilities with video








Collaborate more efficiently and effectively with the advanced capabilities of Google Meet.










Engage students and moderate classes

Google is committed to finding new and enhanced ways to improve learning – whether you're teaching remotely or in a hybrid environment. Google Meet is evolving and adding new features to give educators more control over their video meetings and boost engagement in virtual classes.

Key features included in Google Workspace for Education Fundamentals (free edition)

-  Hand raising option that lets students join discussions with minimal interruption
-  Larger tiled view can display up to 49 participants at once
-  Digital whiteboarding to provide real time collaboration and brainstorming
-  Live captions in multiple languages to encourage different types of learners
-  Host settings to easily start, end, and control access to meetings
-  Moderation controls for who can present, talk, share screen, or use chat
-  Meetings for up to 100 participants

Additional features included in the Teaching and Learning Upgrade and Google Workspace for Education Plus (paid editions)

-  Breakout rooms to split classes into smaller groups
-  Q&A and polling to increase engagement and let students share their voices
-  Attendance reports so educators know who attended a meeting
-  Live stream to connect with more people in your school community
-  Record and archive meetings directly to Drive
-  Intelligent noise cancellation to reduce distractions
-  Meetings for up to 250 participants

To learn more about Google Workspace for Education paid editions, please visit edu.google.com/editions



An indepth look at Google Meet moderation features

Enhanced moderation features let you manage attendees and content quickly, easily, and securely.



Take control with locking features

Moderators have lock capabilities they can activate when needed:

- Decide who can share their screen to keep sessions focused
- Lock the chat feature to limit side conversations
- Mute individual participants or quickly mute all participants at once to keep lessons on track



End meetings for all participants

When leaving a meeting, the moderator can end it for all participants, including those in breakout rooms, ensuring no students linger after you have left.



Anonymous attendees are automatically blocked

You don't need to worry about anonymous users joining school meetings, unless you opt in to an allowlist of domains to grant access.




Manage requests to join meetings more efficiently

Take charge of meeting requests that come from inside or outside of your school domain.

You can:

- Control who needs to knock to join and who can dial out using Quick access
- Automatically block attempts to rejoin after ejection or after requests have been rejected twice
- Get a warning when someone unidentified tries to join
- See more information about each request like name and email address
- Limit interruptions by accepting or rejecting participants in bulk

Built-in security



Google Meet adheres to the highest education security standards, so you can always maintain rigorous privacy and compliance, depend on safe data encryption, and stringent counter-abuse measures.

Learn more at edu.google.com/privacy

