

Sustainable Development Goals Progress Chart 2019

This first Sustainable Development Goals progress chart presents a snapshot of progress made at the global and regional levels towards selected targets under all Goals of the 2030 Agenda. It is based on a limited number of indicators and information available as of September 2019. The progress chart presents two types of information: progress made towards the target in stoplight colours, and the current level of development in the specific area in text in each box. For most indicators, the latest available data used for the assessment refer to 2017 or 2018, and the baseline year is 2015. For a few indicators for which the latest available data are from 2015 or 2016, a baseline year of 2010 or 2011 is used instead.

The progress chart provides an overview of global and regional trends towards the achievement of the Sustainable Development Goals and helps readers to visualize where we are and the levels of progress, based on some of the indicators, towards targets and Goals. However, data gaps and challenges still hinder a more comprehensive picture of levels and trends. Moreover, trends are particularly difficult to determine when there is no numerical target explicitly stated.

The chart was prepared in collaboration with many of the international agencies that are responsible for the compilation of the indicators at the international level. As more data become available, the methodology used for the progress chart will be revised and updated.

| Goals and Targets | World | Sub-Saharan Africa | Northern Africa and Western Asia | Central and Southern Asia | Eastern and South-Eastern Asia | Latin America and the Caribbean | Australia and New Zealand | Oceania* | Europe and Northern America |
|-------------------|-------|--------------------|----------------------------------|---------------------------|--------------------------------|---------------------------------|---------------------------|----------|-----------------------------|
|-------------------|-------|--------------------|----------------------------------|---------------------------|--------------------------------|---------------------------------|---------------------------|----------|-----------------------------|

Goal 1 | End poverty in all its forms everywhere

| | | | | | | | | | |
|------------------------------------------------------------------|-------------------|-------------------|-------------------|------------------|-------------------|-------------------|---------------|-------------------|--------------------|
| Eradicate extreme poverty for all people everywhere ¹ | moderate poverty | very high poverty | low poverty | moderate poverty | low poverty | low poverty | low poverty | | low poverty |
| Achieve substantial social protection coverage ² | moderate coverage | low coverage | moderate coverage | low coverage | moderate coverage | moderate coverage | high coverage | moderate coverage | very high coverage |

Goal 2 | End hunger, achieve food security and improved nutrition and promote sustainable agriculture

| | | | | | | | | | |
|-----------------------------------------------|------------------------|-----------------------------|----------------------------|------------------------|----------------------------|----------------------------|----------------------------|----------------------|----------------------------|
| End hunger | high under-nourishment | very high under-nourishment | moderate under-nourishment | high under-nourishment | moderate under-nourishment | moderate under-nourishment | very low under-nourishment | | very low under-nourishment |
| End stunting in children under 5 years of age | high prevalence | very high prevalence | moderate prevalence | very high prevalence | moderate prevalence | low prevalence | | very high prevalence | |
| Increase government investment in agriculture | moderate investment | moderate investment | high investment | high investment | moderate investment | moderate investment | moderate investment | moderate investment | high investment |

Goal 3 | Ensure healthy lives and promote well-being for all at all ages

| | | | | | | | | | |
|----------------------------------------------------------------------|---------------------|--------------------------|---------------------|---------------------|-------------------------|-------------------------|--------------------|---------------------|--------------------|
| Increase the coverage of births attended by skilled health personnel | high coverage | moderate coverage | high coverage | high coverage | very high coverage | high coverage | very high coverage | high coverage | very high coverage |
| End preventable deaths of children under 5 years of age | high mortality rate | very high mortality rate | high mortality rate | high mortality rate | moderate mortality rate | moderate mortality rate | low mortality rate | high mortality rate | low mortality rate |

| Goals and Targets | World | Sub-Saharan Africa | Northern Africa and Western Asia | Central and Southern Asia | Eastern and South-Eastern Asia | Latin America and the Caribbean | Australia and New Zealand | Oceania* | Europe and Northern America |
|------------------------------------------------|----------------|---------------------|----------------------------------|---------------------------|--------------------------------|---------------------------------|---------------------------|----------------|-----------------------------|
| End the epidemic of HIV infections | low incidence | very high incidence | low incidence | low incidence | low incidence | low incidence | low incidence | low incidence | low incidence |
| End the epidemic of malaria | high incidence | very high incidence | moderate incidence | low incidence | low incidence | low incidence | no incidence | high incidence | no incidence |
| Increase vaccine coverage of target population | low coverage | low coverage | moderate coverage | low coverage | moderate coverage | low coverage | high coverage | low coverage | high coverage |

Goal 4 | Ensure inclusive and equitable quality education and promote lifelong opportunities for all

| | | | | | | | | | |
|---------------------------------------------------------------------------------------------|----------------------|-----------------|----------------------|----------------------|------------------|----------------------|----------------------|--|-----------------------|
| Ensure that all children achieve proficiency in reading at the end of primary education | moderate proficiency | low proficiency | moderate proficiency | moderate proficiency | high proficiency | moderate proficiency | high proficiency | | very high proficiency |
| Ensure that all children achieve proficiency in mathematics at the end of primary education | moderate proficiency | low proficiency | moderate proficiency | moderate proficiency | high proficiency | moderate proficiency | moderate proficiency | | high proficiency |
| Reduce the out-of-school rate for primary school children | moderate rate | high rate | high rate | moderate rate | low rate | low rate | very low rate | | very low rate |

Goal 5 | Achieve gender equality and empower all women and girls

| | | | | | | | | | |
|--------------------------------------------------------------------------------------------------|---------------------------------|-----------------------------|---------------------------------|---------------------------------|------------------------|---------------------------------|------------------------|--------------------|------------------------|
| Eliminate child marriage | moderate marriage rate of girls | high marriage rate of girls | moderate marriage rate of girls | moderate marriage rate of girls | | moderate marriage rate of girls | | | |
| Ensure women's full and effective participation and equal opportunities for managerial positions | poor participation | poor participation | very poor participation | very poor participation | moderate participation | moderate participation | moderate participation | poor participation | moderate participation |

Goal 6 | Ensure availability and sustainable management of water and sanitation for all

| | | | | | | | | | |
|------------------------------------------------------------------------------------------------------|---------------------------|---------------------------|---------------------------------|----------------------------|---------------------------|---------------------------|---------------------------|---------------------------|---------------------------|
| Achieve universal and equitable access to safely managed drinking water services | moderate coverage | low coverage | | moderate coverage | | moderate coverage | | | high coverage |
| Achieve universal and equitable access to safely managed sanitation services | low coverage | low coverage | low coverage | | moderate coverage | low coverage | moderate coverage | | high coverage |
| Ensure the sustainability of water use by decreasing the level of freshwater withdrawal ³ | low level of water stress | low level of water stress | very high level of water stress | high level of water stress | low level of water stress | low level of water stress | low level of water stress | low level of water stress | low level of water stress |

Goal 7 | Ensure access to affordable, reliable, sustainable and modern energy for all

| | | | | | | | | | |
|-------------------------------------------------------------------------------------|-----------------|-----------------|-------------|-----------------|----------------|-------------|------------------|------------|------------------|
| Achieve universal access to electricity | moderate access | low access | high access | moderate access | high access | high access | very high access | low access | very high access |
| Increase the share of renewable energy in the final energy consumption ⁴ | moderate share | very high share | low share | high share | moderate share | high share | moderate share | high share | moderate share |

| Goals and Targets | World | Sub-Saharan Africa | Northern Africa and Western Asia | Central and Southern Asia | Eastern and South-Eastern Asia | Latin America and the Caribbean | Australia and New Zealand | Oceania* | Europe and Northern America |
|-------------------|-------|--------------------|----------------------------------|---------------------------|--------------------------------|---------------------------------|---------------------------|----------|-----------------------------|
|-------------------|-------|--------------------|----------------------------------|---------------------------|--------------------------------|---------------------------------|---------------------------|----------|-----------------------------|

Goal 7 | Ensure access to affordable, reliable, sustainable and modern energy for all (continued)

| | | | | | | | | | |
|------------------------------------------------------------|------------------|----------------------|----------------------|------------------|-----------------------|------------------|------------------|----------------|------------------|
| Double the global rate of improvement in energy efficiency | good improvement | moderate improvement | moderate improvement | good improvement | very good improvement | poor improvement | good improvement | no improvement | good improvement |
|------------------------------------------------------------|------------------|----------------------|----------------------|------------------|-----------------------|------------------|------------------|----------------|------------------|

Goal 8 | Promote sustained, inclusive and sustainable economic growth, full and productive employment and decent work for all

| | | | | | | | | | |
|----------------------------------------------------------------------------------------------|----------------------------|----------------------------|------------------------|----------------------------|----------------------------|------------------------|----------------------------|----------------------------|----------------------------|
| Sustain per capita economic growth | high growth rate | low growth rate | moderate growth rate | very high growth rate | very high growth rate | moderate growth rate | moderate growth rate | high growth rate | high growth rate |
| Achieve full and productive employment for all | moderate unemployment rate | moderate unemployment rate | high unemployment rate | moderate unemployment rate | moderate unemployment rate | high unemployment rate | moderate unemployment rate | moderate unemployment rate | moderate unemployment rate |
| Substantially reduce the proportion of youth not in employment, education or training (NEET) | high NEET rate | high NEET rate | very high NEET rate | very high NEET rate | moderate NEET rate | high NEET rate | very low NEET rate | very high NEET rate | low NEET rate |

Goal 9 | Build resilient infrastructure, promote inclusive and sustainable industrialization and foster innovation

| | | | | | | | | | |
|--------------------------------------------------------------------------------|---------------------|---------------------|-----------------|-----------------|-----------------|----------------|---------------------|-----------------|-----------------|
| Significantly raise industry's share of GDP | very high share | high share | high share | very high share | very high share | high share | moderate share | moderate share | high share |
| Reduce CO ₂ emissions per unit of GDP | very high ratio | high ratio | very high ratio | very high ratio | very high ratio | high ratio | very high ratio | very high ratio | very high ratio |
| Substantially increase the expenditure for scientific research and development | moderate investment | very low investment | low investment | low investment | high investment | low investment | moderate investment | | high investment |

Goal 10 | Reduce inequality within and among countries

| | | | | | | | | | |
|---------------------------------------------------|---------------------|-----------------|---------------------|---------------------|---------------------|----------------------|---------------------|-----------------|---------------------|
| Reduce inequality within countries ^{3,5} | moderate inequality | high inequality | moderate inequality | moderate inequality | moderate inequality | very high inequality | moderate inequality | high inequality | moderate inequality |
|---------------------------------------------------|---------------------|-----------------|---------------------|---------------------|---------------------|----------------------|---------------------|-----------------|---------------------|

Goal 11 | Make cities and human settlements inclusive, safe, resilient and sustainable

| | | | | | | | | | |
|-----------------------------------------------------------|--------------------------------------|---------------------------------------|--------------------------------------|--------------------------------------|--------------------------------------|--------------------------------------|---------------------------------|--------------------------------------|---------------------------------|
| Reduce the proportion of urban population living in slums | moderate proportion of slum-dwellers | very high proportion of slum-dwellers | moderate proportion of slum-dwellers | moderate proportion of slum-dwellers | moderate proportion of slum-dwellers | moderate proportion of slum-dwellers | low proportion of slum-dwellers | moderate proportion of slum-dwellers | low proportion of slum-dwellers |
|-----------------------------------------------------------|--------------------------------------|---------------------------------------|--------------------------------------|--------------------------------------|--------------------------------------|--------------------------------------|---------------------------------|--------------------------------------|---------------------------------|

Goal 12 | Ensure sustainable consumption and production patterns

| | | | | | | | | | |
|----------------------------------------------------------------|------------|-----------------|------------|-----------------|-----------------|------------|----------------|-----------------|-----------|
| Reduce the domestic material consumption (DMC) per unit of GDP | high ratio | very high ratio | high ratio | very high ratio | very high ratio | high ratio | moderate ratio | very high ratio | low ratio |
|----------------------------------------------------------------|------------|-----------------|------------|-----------------|-----------------|------------|----------------|-----------------|-----------|

| Goals and Targets | World | Sub-Saharan Africa | Northern Africa and Western Asia | Central and Southern Asia | Eastern and South-Eastern Asia | Latin America and the Caribbean | Australia and New Zealand | Oceania* | Europe and Northern America |
|-------------------|-------|--------------------|----------------------------------|---------------------------|--------------------------------|---------------------------------|---------------------------|----------|-----------------------------|
|-------------------|-------|--------------------|----------------------------------|---------------------------|--------------------------------|---------------------------------|---------------------------|----------|-----------------------------|

Goal 13 | Take urgent action to combat climate change and its impacts

| | | | | | | | | | |
|-----------------------------------------------------|--------------------|--|--|--|--|--|--|--|--|
| Reduce global greenhouse gas emissions ⁶ | high GHG emissions | | | | | | | | |
|-----------------------------------------------------|--------------------|--|--|--|--|--|--|--|--|

Goal 14 | Conserve and sustainably use the oceans, seas and marine resources for sustainable development

| | | | | | | | | | |
|---------------------------------------------------------------------------------------------|--------------------|-----------------|--------------|-----------------|-----------------|-----------------|---------------|-----------------|--------------------|
| Restore the proportion of fish stocks within biologically sustainable levels ^{6,7} | low sustainability | | | | | | | | |
| Increase coverage of marine protected areas | medium coverage | medium coverage | low coverage | medium coverage | medium coverage | medium coverage | high coverage | medium coverage | very high coverage |

Goal 15 | Protect, restore and promote sustainable use of terrestrial ecosystems, sustainably manage forests, combat desertification, and halt and reverse land degradation and halt biodiversity loss

| | | | | | | | | | |
|---------------------------------------------------------------------------------------|-----------------------------------|--------------------------------------|--------------------------------------|--------------------------------------|--------------------------------------|-----------------------------------|--------------------------------------|-------------------|--------------------------------------|
| Ensure the conservation, restoration and sustainable use of forest areas ¹ | moderate forest cover | moderate forest cover | low forest cover | low forest cover | moderate forest cover | moderate forest cover | low forest cover | high forest cover | moderate forest cover |
| Protect and prevent the extinction of threatened species ⁸ | extinction risk at global average | extinction risk above global average | extinction risk above global average | extinction risk below global average | extinction risk below global average | extinction risk at global average | extinction risk above global average | | extinction risk above global average |







Goal 16 | Promote peaceful and inclusive societies for sustainable development, provide access to justice for all and build effective, accountable and inclusive institutions at all levels

| | | | | | | | | | |
|----------------------------------------------------------------------------------------------------------------------------------|--------------------------|--------------------------|--------------------------|--------------------------|--------------------------|--------------------------|---------------------------|---------------------|----------------------|
| Significantly reduce all forms of violence, including homicides | moderate incidence | high incidence | moderate incidence | moderate incidence | moderate incidence | very high incidence | low incidence | moderate incidence | moderate incidence |
| Reduce the proportion of unsentenced detainees ⁹ | high proportion | high proportion | moderate proportion | very high proportion | high proportion | very high proportion | moderate proportion | high proportion | low proportion |
| Increase the proportion of countries with independent national human rights institutions in compliance with the Paris Principles | moderate compliance rate | moderate compliance rate | moderate compliance rate | moderate compliance rate | moderate compliance rate | moderate compliance rate | very high compliance rate | low compliance rate | high compliance rate |

Goal 17 | Strengthen the means of implementation and revitalize the Global Partnership for Sustainable Development

| | | | | | | | | | |
|--------------------------------------------------------------------------------------------------------------------|----------------------------------|-----------------------------|----------------------------------|-----------------------------|----------------------------------|----------------------------------|-----------------------------------|-----------------------------|-----------------------------------|
| Ensure fully implementation of the net official development assistance commitments by donor countries ⁶ | low ODA | | | | | | | | |
| Enhance access to technology by increasing fixed Internet broadband subscriptions | moderate number of subscriptions | low number of subscriptions | moderate number of subscriptions | low number of subscriptions | moderate number of subscriptions | moderate number of subscriptions | very high number of subscriptions | low number of subscriptions | very high number of subscriptions |
| Increase proportion of countries with a national statistical plan | moderate proportion | low proportion | high proportion | moderate proportion | moderate proportion | moderate proportion | very high proportion | low proportion | very high proportion |

The progress chart operates on two levels. The **text in each box** indicates the present level of development in the specific area addressed by the indicator and based on the latest available data. The **colours** show progress made toward the targets according to the legend below:

- | | |
|-----------------------------------------------------------------------------------------------------------------------------------------------|-----------------------------------------------------------------------------------------------------------------------------|
|  Target met or likely to be met by 2030/substantial progress |  Moving away from the target/deterioration |
|  Fair progress but acceleration is needed |  No trend data available |
|  Limited or no progress |  Insufficient data/not applicable |

* Excluding Australia and New Zealand

Notes:

1. Trend assessment based on progress from 2010 to 2015.
2. Data available for 2016 only.
3. Data available for 2014 only.
4. Trend assessment based on progress from 2010 to 2016.
5. This assessment is based on the Gini coefficient, agreed by the Inter-agency and Expert Group on Sustainable Development Goals indicators to be used as a proxy indicator for Goal 10.
6. Assessment only at the global level.
7. Trend assessment based on progress from 2011 to 2015.
8. Regional level extinction risk is evaluated relative to the extinction risk at the global level.
9. Trend assessment based on progress from 2014 to 2017.

For the regional groupings and country data, see <https://unstats.un.org/sdgs/>. Country experiences in each region may differ significantly from the regional average.

Sources: United Nations, based on the latest available data and estimates as of September 2019 provided by: Department of Economic and Social Affairs (DESA), Food and Agriculture Organization (FAO), International Energy Agency (IEA), International Labour Organization (ILO), International Renewable Energy Agency (IRENA), International Telecommunication Union (ITU), International Union for Conservation of Nature (IUCN), Joint United Nations Programme on HIV/AIDS (UNAIDS), Office of the United Nations High Commissioner for Human Rights (OHCHR), Organization for Economic and Co-operation and Development (OECD), Partnership in Statistics for Development in the 21st Century (PARIS21), Secretariat of the United Nations Framework Convention on Climate Change (UNFCCC), United Nations Children's Fund (UNICEF), United Nations Educational, Scientific and Cultural Organization (UNESCO), United Nations Entity for Gender Equality and the Empowerment of Women (UN-Women), United Nations Environment Programme (UNEP), United Nations Human Settlements Programme (UN-Habitat), United Nations Industrial Development Organization (UNIDO), United Nations Office on Drugs and Crime (UNODC), World Bank Group, World Health Organization (WHO).

Compiled by the Statistics Division, Department of Economic and Social Affairs, United Nations.