

Volume 3, Number 8

November 2010



SERVING NWS BOISE WEATHER SPOTTERS AND COOPERATIVE OBSERVERS

Sage Winds

National Weather Service, Boise, Idaho

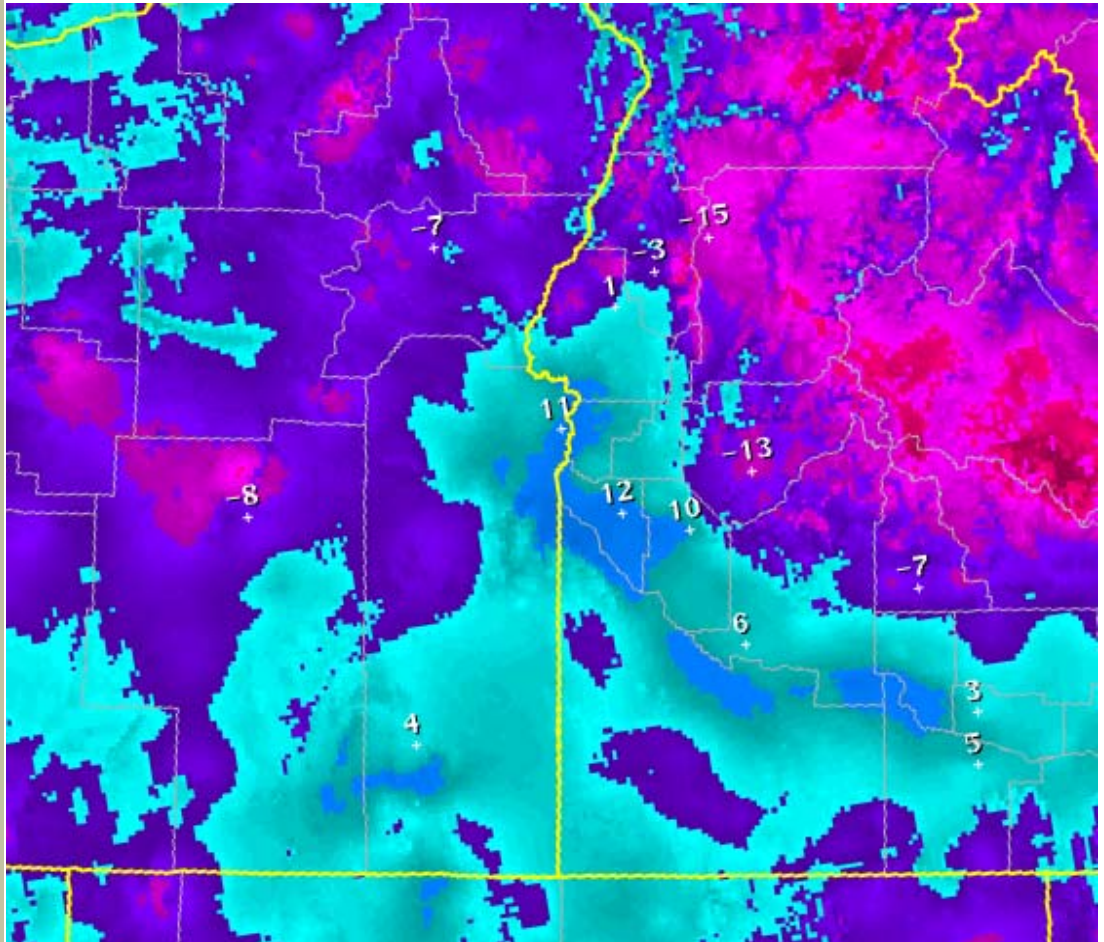
Sage Winds

November 2010

<http://weather.gov/boise>

Happy Thanksgiving

One of the coldest Thanksgivings in recent years.



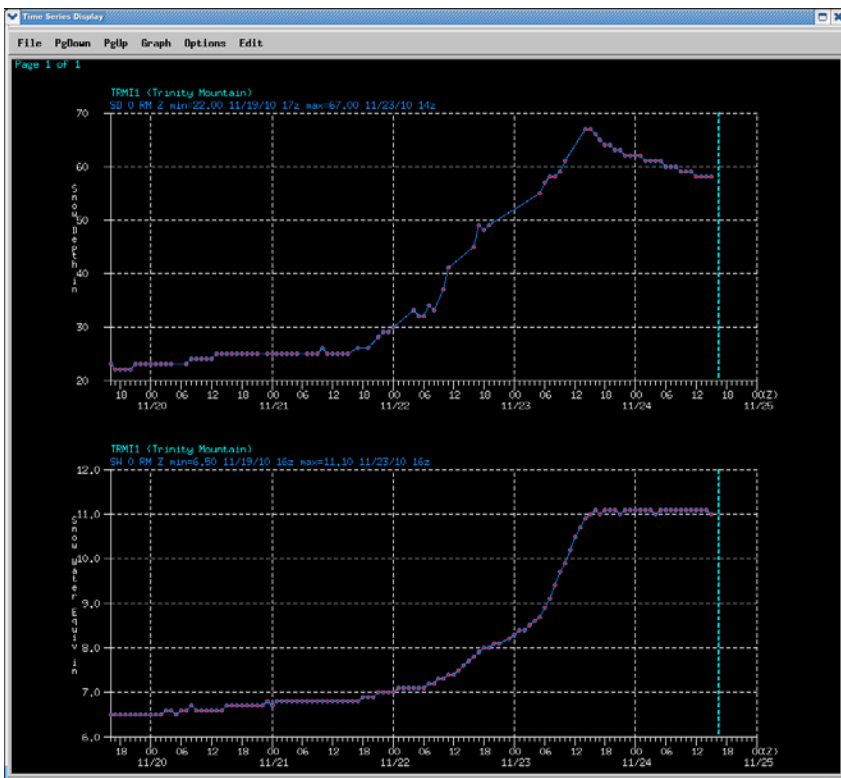
November 24, 2010 Minimum Temperatures—The image above is the low temperatures observed on the morning of November 24. Cold? Yes, but it's been colder. This year's cold snap came after weeks of above normal temperatures through most of October into early November. The change from near normal or slightly above to well below normal was quick and decisive.

November 23rd Storm

Thank you all for the many reports you turned in these past few days. Your reports help us make better forecasts. For the first time in my 8 year career in Boise, a Blizzard Warning was issued for the Magic Valley of Idaho. Reports included: low visibilities in snow and blowing snow, winds gusting as high as 55 mph, snow drifts up to 5 feet deep, roads blocked and temperatures falling from near 30 in the morning to 10 degrees by evening.

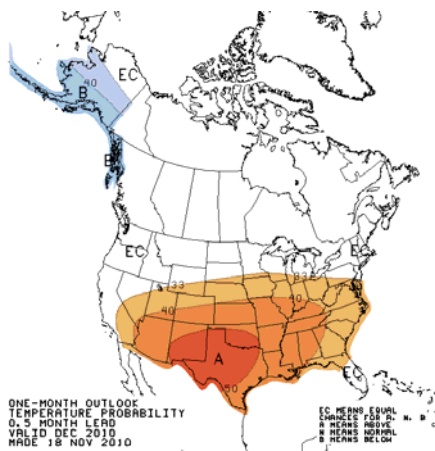
While the snow in the valleys was substantial, some of the mountains picked up a lot of snow. The image to the right is the snow depth and snow water equivalent from the Trinity Mountain SNOTEL site (east of Boise). The snow depth (top chart) went from 25" before the storm to 67" before settling down to a 58" snow depth. And even more impressive, the water equivalent (lower graph) went from 6.8" to 11.1", or 4.3" of liquid!

And this is only mid November. The December outlook (below), and the forecast for the next week shows the Pacific Northwest to be in a stormy period with much more snow coming.



eSpotter - <http://espotter.weather.gov/>

I've used the web interface for my reports on my days off. If you haven't used this web site yet, your first time will require signing in and getting approval. Approval should only take a day or two at the most. Then to submit a report, click in the upper left on "Create Report". For winter events, you need to click in the middle top portion of the form to change to the Winter Form. The form brings up the current date so make sure the date/time is what you want it to be. Be sure to indicate if your values are measured or are an estimate in the upper right. And give as much or as little information as you have. If you have a thermometer, including the temperature is nice so we can see if blowing snow will be an issue. The colder it is, the more likely the snow will blow and drifting.

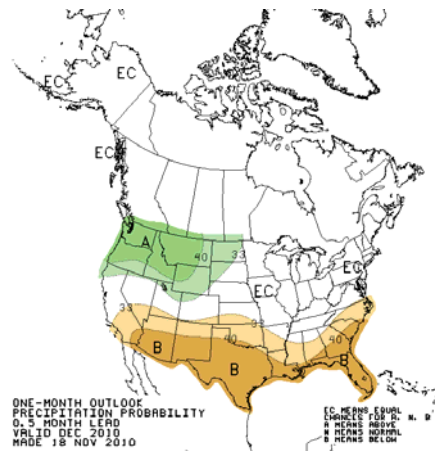



December Outlook

<Temperature Outlook

Precipitation Outlook>

<http://www.cpc.noaa.gov/index.php>





Weather Humor

Enjoy the weather, be safe.

National Weather Service

3833 S. Development Ave
Bldg 3807
Boise, Idaho, 83705

Email: boi.spotter@noaa.gov

Admin Phone: (208) 334-9860

Weather in the News

Our storm heads east—[http://www.usatoday.com/weather/storms/2010-11-24-storms24_ST_N.htm?csp=34weather&utm_source=feedburner&utm_medium=feed&utm_campaign=Feed:+usatoday-WeatherTopStories+\(Weather+-+Top+Stories\)](http://www.usatoday.com/weather/storms/2010-11-24-storms24_ST_N.htm?csp=34weather&utm_source=feedburner&utm_medium=feed&utm_campaign=Feed:+usatoday-WeatherTopStories+(Weather+-+Top+Stories))

Cold in the Pacific Northwest but freezing rain hit Fairbanks—[http://www.usatoday.com/weather/storms/winter/2010-11-22-alaska-ice-storm_N.htm?csp=34weather&utm_source=feedburner&utm_medium=feed&utm_campaign=Feed:+usatoday-WeatherTopStories+\(Weather+-+Top+Stories\)](http://www.usatoday.com/weather/storms/winter/2010-11-22-alaska-ice-storm_N.htm?csp=34weather&utm_source=feedburner&utm_medium=feed&utm_campaign=Feed:+usatoday-WeatherTopStories+(Weather+-+Top+Stories))

Great article on how satellite data is received—http://www.usatoday.com/weather/resources/2010-11-14-satellite-data-images_N.htm

Was it a missile or a plane? - <http://www.cnn.com/2010/US/11/10/california.contrails/index.html>

Sunspots and weather—http://www.southgatearc.org/news/november2010/sun's_missing_spots.htm

October temperatures world wide—http://www.noaanews.noaa.gov/stories2010/20101118_globalstats.html