



U.S. Department of Veterans Affairs

VETERANS BENEFITS ADMINISTRATION

Annual Benefits Report

FISCAL YEAR 2023

VA



U.S. Department
of Veterans Affairs

The Fiscal Year 2023 Annual Benefits Report

This section of the report contains general information on all Veterans Benefits Administration programs as well as information previously contained in the appendix sections. Each of the seven primary programs has a separate section, identifiable by a unique color scheme and icon. Links to the files for each section are on page 4 or on the Annual Benefits Report website: benefits.va.gov/reports/annual_benefits_report.

Our mission is to serve as a leading advocate for Servicemembers, Veterans, their families and Survivors, delivering with excellence Veteran-centered and personalized benefits and services that honor their service, assist in their readjustment, enhance their lives, and engender their full trust.



Table of Contents

Table of Contents	3	Louisiana	32
Table of Contents for Each Program’s Section	4	Maine	33
Mission, Vision, and VA’s Core Values	5	Maryland	34
Mission Statement	5	Massachusetts	35
Vision Statement	5	Michigan	36
I CARE (VA Core Values and Characteristics)	5	Minnesota	37
VA Core Values (“I CARE”)	5	Mississippi	38
VA Characteristics:	6	Missouri	39
Purpose and Overview	7	Montana	40
Overview - All Programs	7	Nebraska	41
Total Program Obligations (\$millions)	7	Nevada	42
FY2023 Program Summary	8	New Hampshire	43
Total Recipients	9	New Jersey	44
Overview - Compensation	9	New Mexico	45
Overview - Pension and Fiduciary	10	New York	46
Overview - Insurance	10	North Carolina	47
Overview - Home Loan Guaranty	11	North Dakota	48
Overview - Education	11	Ohio	49
Overview - Veteran Readiness and Employment (VR&E)	12	Oklahoma	50
Overview - Outreach, Transition and Economic Development (OTED)	12	Oregon	51
Data on Individual States	13	Pennsylvania	52
State Totals	13	Rhode Island	53
Alabama	14	South Carolina	54
Alaska	15	South Dakota	55
Arizona	16	Tennessee	56
Arkansas	17	Texas	57
California	18	Utah	58
Colorado	19	Vermont	59
Connecticut	20	Virginia	60
Delaware	21	Washington	61
District of Columbia	22	West Virginia	62
Florida	23	Wisconsin	63
Georgia	24	Wyoming	64
Hawaii	25	Puerto Rico	65
Idaho	26	Philippines	66
Illinois	27	Other Foreign	67
Indiana	28	Regional Office Addresses	231
Iowa	29	District Offices	233
Kansas	30	Centralized Mail Address	233
Kentucky	31	Contact Information	233
		Program Jurisdiction Information/Maps	234
		Glossary	236
		Contact Information	243



VA



U.S. Department
of Veterans Affairs
Veterans Benefits
Administration

Table of Contents for Each Program's Section

Each title and icon is a link to the file on the VBA reports website: benefits.va.gov/reports/ABR

Compensation

Program Descriptions	69
Quick Reference	72
Compensation Veteran Data	76
Dependency and Indemnity Compensation (DIC) Data	116
Contact Information	121



Pension and Fiduciary

Program Descriptions	123
Quick Reference	128
Veterans Pension Data	130
Survivors Pension Data	136
Fiduciary Data	142
Contact Information	146



Education

Program Descriptions	147
Quick Reference	154
Education Program Data	156
Contact Information	164



Life Insurance

Program Descriptions	165
Quick Reference	174
Life Insurance Program Data	177
Contact Information	190



Home Loan Guaranty

Program Descriptions	191
Quick Reference	196
Loan Administration Data	207
Contact Information	208



Veteran Readiness and Employment

Program Descriptions	209
Quick Reference	212
VR&E Program Data	214
Contact Information	220



Outreach, Transition and Economic Development

Program Descriptions	221
Quick Reference	227
Contact Information	230



VETERANS BENEFITS ADMINISTRATION

Mission, Vision, and VA's Core Values

The Veterans Benefits Administration is one of three Administrations forming the U.S. Department of Veterans Affairs. VBA offers a wide range of benefits to our Nation's Veterans, Servicemembers, and their families and survivors.

Mission Statement

The mission of the Veterans Benefits Administration is to serve as a leading advocate for Servicemembers, Veterans, their families and Survivors, delivering with excellence Veteran-centered and personalized benefits and services that honor their service, assist in their readjustment, enhance their lives, and engender their full trust.

Vision Statement

Our vision is to fulfill our Nation's promise to those who serve by delivering the benefits and services they have earned to enable full, independent, and productive lives.

I CARE (VA Core Values and Characteristics)

VA Core Values and Characteristics are applied universally across all of VA and define "who we are." VA's Characteristics define "what we stand for," and help guide how we will perform our core mission; they shape our strategy, and influence resource allocation and other important decisions made within VA.

VA Core Values ("I CARE")

Integrity: Act with high moral principle. Adhere to the highest professional standards. Maintain the trust and confidence of all with whom I engage.

Commitment: Work diligently to serve Veterans and other beneficiaries. Be driven by an earnest belief in VA's mission. Fulfill my individual responsibilities and organizational responsibilities.

Advocacy: Be truly Veteran-centric by identifying, fully considering, and appropriately advancing the interests of Veterans and other beneficiaries.

Respect: Treat all those I serve and with whom I work with dignity and respect. Show respect to earn it.

Excellence: Strive for the highest quality and continuous improvement. Be thoughtful and decisive in leadership, accountable for my actions, willing to admit mistakes, and rigorous in correcting them.



VA



U.S. Department
of Veterans Affairs
Veterans Benefits
Administration

VA Characteristics:

Trustworthy: VA earns the trust of those it serves – every day – through the actions of all employees.

Accessible: VA engages and welcomes Veterans and other beneficiaries, facilitating their use of the entire array of its services. Each interaction will be positive and productive.

Quality: VA provides the highest standard of care and services to Veterans and beneficiaries while managing the cost of its programs and being efficient stewards of all resources entrusted to it by the American people.

Innovative: VA prizes curiosity and initiative, encourages creative contributions from all employees, seeks continuous improvement, and adapts to remain at the forefront in knowledge, proficiency, and capability to deliver the highest standard of care and services.

Agile: VA anticipates and adapts quickly to current challenges and new requirements by continuously assessing the environment in which it operates and devising solutions to better serve Veterans, other beneficiaries, and Servicemembers.

Integrated: VA links care and services across the Department; other federal, state, and local agencies; partners; and Veterans Services Organizations to provide useful and understandable programs to Veterans and other beneficiaries. VA's relationship with the Department of Defense is unique, and VA will nurture it for the benefit of Veterans and Servicemembers.



U.S. Department
of Veterans Affairs
Veterans Benefits
Administration



Purpose and Overview

Purpose of VBA's Annual Benefits Report

The Annual Benefits Report (ABR) summarizes the benefit programs delivered by VBA, identifies the current level of program participation, and profiles the beneficiaries. The report is intended to accomplish the following:

- Present a clear, complete, data-driven picture of the extent to which Veterans and their dependents use these benefits, and
- Provide insights into the nature of the benefit programs.

A complete discussion of VBA's performance in administering these programs is contained in the Department's FY 2024 Annual Performance Plan and FY 2022 Report (APP&R). The document brings together results from past years and program goals and objectives, and can be accessed through this electronic link:

<https://department.va.gov/about/va-plans-budget-finances-and-performance/>.

The VA Strategic Plan FY 2022 - 2028 can be found on the Department's Web site: <https://department.va.gov/wp-content/uploads/2022/09/va-strategic-plan-2022-2028.pdf>.

Veterans Benefits Overview

The Veterans Benefits Administration is one of three administrations comprising the Department of Veterans Affairs. VBA is responsible for administering and delivering an array of federally authorized benefits and services to eligible Veterans and their dependents and survivors. With annual expenditures of \$167 billion¹ during fiscal year 2023, VBA programs have a sweeping impact not only on the Veteran community, but also on the whole of American society. These are programs that touch millions of lives in fundamental ways. Benefits and services administered by VBA fall under seven major program areas: Compensation, Pension and Fiduciary, Education, Insurance, Home Loan Guaranty, Veteran Readiness and Employment, and Outreach, Transition and Economic Development. To administer these programs, VBA spent approximately \$3.5 billion during fiscal year 2023.

Overview – All Programs

Total Program Obligations (\$millions)¹

Compensation	\$149,405
Pension and Burial	\$3,820
Education	\$11,125
Insurance	\$106
Home Loan Guaranty	\$775
Veteran Readiness and Employment (VR&E)	\$1,642
Total²	\$166,872

¹ This Annual Benefit Report contains estimated benefit figures throughout the report, which differ from obligations noted in the table above. Obligations are a legally binding agreement that result in outlays, either immediately or in the future; outlays are payments to liquidate obligations. In Annual Benefits Reports from prior years, this table reported outlays. However, to better capture all legal binding agreements within the reporting year, VBA changed to reporting obligations in 2023. Outlays for benefit payments are reported in VA's annual President's Budget request (see <https://department.va.gov/administrations-and-offices/management/budget/>).

² Program obligations may not sum to total due to rounding.



VA



U.S. Department
of Veterans Affairs
Veterans Benefits
Administration

FY2023 Paid (Expenditures) Program Summary

Compensation

\$142.9 Billion Paid | 6.2 Million Recipients



Compensation provides tax-free monthly benefits in recognition of the effects of disabilities caused by diseases, events, or injuries incurred or aggravated during active military service. The program also provides monthly payments to surviving spouses, dependent children, and dependent parents in recognition of the economic loss caused by the death of individuals during their military service or as a result of service-connected disability after their discharge.

Home Loan Guaranty

\$144.6 Billion in Loans | 400,695 Loans



The VA home Loan Guaranty program provides help to eligible Veterans, active-duty personnel, surviving spouses, and members of the Reserves and National guard to purchase, retain, and adapt homes.

Pension & Fiduciary

\$3.4 Billion Paid | 262,932 Recipients



Pension is a needs-based benefit designed to provide certain wartime Veterans and their survivors with a minimum level of income that raises their standard of living. Wartime Veterans who are age 65 or older or have a permanent and total non-service connected disability, and who have limited income and net worth may be eligible. The Fiduciary program provides oversight for VA's most vulnerable beneficiaries who are unable to manage their own VA benefits.

Veteran Readiness & Employment

\$1.6 Billion Paid | 131,179 Participants



The Veteran Readiness & Employment program provides comprehensive services and assistance necessary to enable Veterans with service-connected disabilities and an employment handicap to obtain stable and suitable employment. It also assists Veterans to achieve maximum independence in daily living when the severity of their disability prohibits suitable employment.

Education

\$10.8 Billion Paid | 862,750 Recipients



VA Education program provides Veterans, Servicemembers, reservists, and certain family members of Veterans with educational resources to supplement opportunities missed because of military service. These programs are also meant to help the Armed Forces both recruit and retrain members.

Outreach, Transition and Economic Development

120,357 Events | 357,891 Attendees



Outreach, Transition and Economic Development eases Veterans transition from military service to civilian life. The programs engage transitioning Servicemembers, Veterans, their families and caregivers at each step of their transition journey. The programs provide early access to VA benefits and resources by connecting them to a network of partners who are working together to accelerate their economic empowerment and well-being.

Insurance

\$1.8 Billion Paid | 5.6 Million Policies



The program provides Servicemembers and their families with universal available life insurance and traumatic injury protection insurance. Servicemembers may also convert their Group Life Insurance to a renewable term insurance policy after separation. The program provides life insurance to Veterans who have lost their ability to purchase commercial insurance at standard healthy rates due to lost or impaired insurability resulting from military service.

Additional Information

Go to benefits.va.gov for additional information:

[File a disability compensation claim](#)

[Find a VA regional office near you](#)

[Get help filing your claim](#)



Total Recipients

Compensation – Number of service-connected compensation and DIC benefit recipients at the end of fiscal year 2023	6,159,448
Pension – Number of non-service-connected disability Veteran and survivor pension recipients at the end of fiscal year 2023	262,932
Fiduciary – Number of beneficiaries who received services from VA’s fiduciary program during fiscal year 2023	104,209
Education – Number of beneficiaries participating in education programs during fiscal year 2023	862,750
Insurance – Number of lives insured at the end of fiscal year 2023	5,554,764
Home Loan Guaranty – Number of loans guaranteed during fiscal year 2023	400,695
Veteran Readiness and Employment – Number of participants during fiscal year 2023	131,179

Overview – Compensation



New compensation recipients and estimated annual payments – during FY 2023

Benefit program	Number of recipients	Estimated average individual amount paid annually	Estimated total amount paid annually
Veterans Compensation	366,973	\$16,743	\$6.14 Billion
Survivors DIC ³	45,070	\$19,943	\$898.8 Million
Total:	412,043	\$17,093	\$7.04 Billion

All compensation recipients and payments – end of FY 2023

Benefit program	Number of recipients	Estimated average individual amount paid annually	Estimated total amount paid annually
Veterans Compensation	5,662,273	\$23,505	\$133.09 Billion
Survivors DIC	497,175	\$19,789	\$9.84 Billion
Total:	6,159,448	\$23,205	\$142.93 Billion

³ Dependency and Indemnity Compensation and Death Compensation



VA



U.S. Department
of Veterans Affairs
Veterans Benefits
Administration

Overview – Pension and Fiduciary



New pension recipients and estimated annual payments - during FY 2023

Benefit program	Number of recipients	Estimated average individual amount paid annually	Estimated total amount paid annually
Veterans Pension	9,930	\$19,729	\$195.91 Million
Survivors Pension ⁴	13,388	\$14,471	\$193.73 Million
Total	23,318	\$16,710	\$389.64 Million

All pension recipients and payments – end of FY 2023

Benefit program	Number of recipients	Estimated average individual amount paid annually	Estimated total amount paid annually
Veterans Pension	153,568	\$14,211	\$2.18 Billion
Survivors Pension	109,364	\$10,772	\$1.18 Billion
Total	262,932	\$12,780	\$3.36 Billion

Number of beneficiaries who received services from VA's fiduciary program during FY 2023: 104,209

Overview – Insurance



Number of lives insured at the end of FY 2023 by program type

Program	Number of lives
Administered Programs for Veterans	353,629
Veterans' Mortgage Life Insurance	2,226
Veterans' Group Life Insurance	451,409
Servicemembers' Group Life Insurance	2,206,500
Servicemembers' Group Life Insurance Family Coverage (spouses and children)	2,541,000
Total lives insured	5,554,764

Amount of benefits paid during FY 2023 by payment type

Payment type	Amount paid
Death awards	\$1,672,078,203
Dividends	\$9,418,289
Loans	\$21,195,000
Matured endowments	\$79,177,697
Cash surrenders	\$49,272,826
Disability claims	\$626,138
Total	\$1,831,768,153

⁴ The term "Survivors" includes surviving spouses and surviving children.

Overview – Home Loan Guaranty



Fiscal year 2023 Home Loan Guaranty program highlights

Loans guaranteed	400,695
Interest rate reduction loans	5,000
Total loan amount	\$144,595,708,543
Average amount per loan	\$360,862

Overview – Education



Education program beneficiaries and payments

Program	Beneficiaries	Payments (\$000)
Post-9/11 GI Bill	564,665	\$8,642,295
Montgomery GI Bill - Active Duty (MGIB-AD)	19,056	\$158,792
Montgomery GI Bill - Selected Reserve (MGIB-SR)	39,849	\$119,703
Survivors and Dependents Educational Assistance (DEA)	215,934	\$1,637,992
Post-Vietnam Era Veterans Educational Assistance Program (VEAP) ⁵	3,631	\$2,156
Veteran Rapid Retraining Assistance Program (VRRAP)	10,096	\$146,683
Veteran Employment Through Technology Education Courses (VET TEC)	9,519	\$85,269
Total	862,750	\$10,792,890

Education program acronyms⁶

POST 9/11	Post-9/11 Veterans Educational Assistance Program (Post-9/11 GI Bill)
MGIB-AD	All-Volunteer Force Educational Assistance Program (Montgomery GI Bill - Active Duty)
MGIB-SR	Educational Assistance for Members of the Selected Reserve (Montgomery GI Bill - Selected Reserve)
DEA	Survivors and Dependents Educational Assistance
VEAP	Post-Vietnam Era Veterans Educational Assistance Program
VRRAP	Veteran Rapid Retraining Assistance Program
VET TEC	Veteran Employment Through Technology Education Courses

⁵ FY 2023 VEAP figures are for dis-enrollment. There was no educational use of the benefit.

⁶ These acronyms are provided as a guide to the education program descriptions in the state data on the following pages. For information on each of the programs above refer to the [Education section](#).



VA



U.S. Department
of Veterans Affairs
Veterans Benefits
Administration

Overview – Veteran Readiness and Employment (VR&E)



Veteran Readiness and Employment participants FY 2023

Status	Total
Total applicants ⁷	133,399
Eligible applicants ⁷	131,916
Completed evaluation (including prior year carry over)	64,129
Entitled applicants (including prior year carry over)	70,537
Entitled applicants (2023 only)	52,463
New plans of service (enrollments) ⁸	39,000
Participants	131,179
Rehabilitated	12,099

Overview – Outreach, Transition and Economic Development (OTED)



OTED Programs in FY 2023

Programs		Total
Transition Assistance Program	Attendance	357,891
	Events	120,357
VA Solid Start	Eligible Veterans	274,065
	Eligible Veterans Successfully Contacted	197,615
	Eligible Priority Veterans - Veterans with mental health appointment prior to leaving service.	42,222
	Eligible Priority Veterans Successfully Contacted - Veterans with mental health appointment prior to leaving service.	35,071
PCPG (Chapter 36) Cases	Applications Processed	12,694
	Applications Counseled	4,090

⁷ Total includes Chapter 31 applicants only.

⁸ Total Includes Chapter 31 enrollments only. Includes Veterans who entered a plan of service more than once in the same fiscal year.



U.S. Department
of Veterans Affairs
Veterans Benefits
Administration



State Totals

Estimated total Veteran population: 18,250,044



Compensation⁹ – Veterans on the rolls at the end of FY 2023

Number of Veterans ¹⁰		Estimated total amount paid monthly		Estimated total amount paid annually	
5,662,273		\$11,090,750,905		\$133,089,010,855	
Age 34 and under	Age 35 through 54	Age 55 through 74	Age 75 and over		
644,441	1,851,283	1,997,604	1,168,768		



Pension⁹ – Veterans on the rolls at the end of FY 2023

Number of Veterans ¹¹		Estimated total amount paid monthly		Estimated total amount paid annually	
153,568		\$181,860,821		\$2,182,329,856	
Age 34 and under	Age 35 through 64	Age 65 through 74	Age 75 and over		
200	13,777	69,660	69,930		



Education¹² – Participants by program during FY 2023

MGIB-AD	MGIB-SR	DEA	VEAP ¹³	Post 9/11	Total participants
15,064	36,307	215,501	0	500,223	767,095



Insurance¹⁴

Life insurance payments during FY 2023	Total face value of insurance at the end of FY 2023	Total number of policies at the end of FY 2023
\$692,245,470	\$5,167,244,712	383,649



Home Loan Guaranty – Loans guaranteed during FY 2023

Number of loans	Total amount of loans
400,695	\$144,595,708,543



Veteran Readiness and Employment⁹ – Participants during FY 2023

Total applicants ¹⁵	Number of new plans of service (enrollments) ¹⁶	Number of entitled applicants	Number of program participants	Number of Veterans rehabilitated through independent living	Number of Veterans rehabilitated by obtaining suitable employment
133,399	39,000	70,537	131,179	219	10,655

⁹ State and age breakout numbers may not sum to total number of Veterans because some Veterans are unidentifiable by state and/or age.

¹⁰ Total includes 666 Veterans and \$13,921,899 in compensation benefits unidentifiable by state.

¹¹ Veterans pension only. Total includes 3 Veterans and \$48,012 in pension benefits unidentifiable by state.

¹² State statistics are based on enrollment data, do not include foreign schools, and may include individuals that use education benefits in more than one state. VRRAP and VET TEC are not included given the temporary nature of the programs.

¹³ VEAP totals by state are an estimate based on total trained during the fiscal year and not actual beneficiaries by state for this program. Does not include disenrollment.

¹⁴ State statistics represent policies directly administered by VA Insurance Service.

¹⁵ Total includes Chapter 31 applicants only.

¹⁶ Total Includes Chapter 31 enrollments only. Includes Veterans who entered a plan of service more than once in the same fiscal year.



VA



U.S. Department of Veterans Affairs
Veterans Benefits Administration

Estimated total Veteran population: 347,563

Alabama

Compensation – Veterans on the rolls at the end of FY 2023



Number of Veterans		Estimated total amount paid monthly		Estimated total amount paid annually	
127,361		\$271,596,456		\$3,259,157,477	
Age 34 and under	Age 35 through 54	Age 55 through 74	Age 75 and over		
11,261	40,503	52,392	23,202		

Pension – Veterans on the rolls at the end of FY 2023



Number of Veterans		Estimated total amount paid monthly		Estimated total amount paid annually	
4,171		\$4,752,950		\$57,035,397	
Age 34 and under	Age 35 through 64	Age 65 through 74	Age 75 and over		
4	406	2,011	1,750		

Education – Participants by program during FY 2023



MGIB-AD	MGIB-SR	DEA	VEAP	Post 9/11	Total participants
304	1,388	8,500	0	10,142	20,334

Insurance



Life insurance payments during FY 2023	Total face value of insurance at the end of FY 2023	Total number of policies at the end of FY 2023
\$16,105,285	\$120,217,394	9,197

Home Loan Guaranty – Loans guaranteed during FY 2023



Number of loans	Total amount of loans
10,747	\$3,232,797,542

Veteran Readiness and Employment – Participants during FY 2023



Total applicants	Number of new plans of service (enrollments)	Number of entitled applicants	Number of program participants	Number of Veterans rehabilitated through independent living	Number of Veterans rehabilitated by obtaining suitable employment
1,087	367	706	2,098	19	198



Alaska

Estimated total Veteran population: 68,985



Compensation – Veterans on the rolls at the end of FY 2023

Number of Veterans		Estimated total amount paid monthly		Estimated total amount paid annually	
22,969		\$42,071,609		\$504,859,311	
Age 34 and under	Age 35 through 54	Age 55 through 74	Age 75 and over		
2,698	9,116	8,494	2,661		



Pension – Veterans on the rolls at the end of FY 2023

Number of Veterans		Estimated total amount paid monthly		Estimated total amount paid annually	
186		\$170,122		\$2,041,468	
Age 34 and under	Age 35 through 64	Age 65 through 74	Age 75 and over		
0	19	106	61		



Education – Participants by program during FY 2023

MGIB-AD	MGIB-SR	DEA	VEAP	Post 9/11	Total participants
17	17	346	0	1,497	1,877



Insurance

Life insurance payments during FY 2023	Total face value of insurance at the end of FY 2023	Total number of policies at the end of FY 2023
\$1,452,176	\$10,839,720	793



Home Loan Guaranty – Loans guaranteed during FY 2023

Number of loans	Total amount of loans
2,262	\$889,923,677



Veteran Readiness and Employment – Participants during FY 2023

Total applicants	Number of new plans of service (enrollments)	Number of entitled applicants	Number of program participants	Number of Veterans rehabilitated through independent living	Number of Veterans rehabilitated by obtaining suitable employment
257	80	152	485	0	28



VA



U.S. Department of Veterans Affairs
Veterans Benefits Administration

Estimated total Veteran population: 495,038

Arizona



Compensation – Veterans on the rolls at the end of FY 2023

Number of Veterans		Estimated total amount paid monthly	Estimated total amount paid annually	
141,365		\$264,371,485	\$3,172,457,820	
Age 34 and under	Age 35 through 54	Age 55 through 74	Age 75 and over	
18,035	44,722	47,726	30,870	



Pension – Veterans on the rolls at the end of FY 2023

Number of Veterans		Estimated total amount paid monthly	Estimated total amount paid annually	
3,682		\$4,065,803	\$48,789,641	
Age 34 and under	Age 35 through 64	Age 65 through 74	Age 75 and over	
4	311	1,695	1,672	



Education – Participants by program during FY 2023

MGIB-AD	MGIB-SR	DEA	VEAP	Post 9/11	Total participants
1,186	640	8,031	0	32,092	41,949



Insurance

Life insurance payments during FY 2023	Total face value of insurance at the end of FY 2023	Total number of policies at the end of FY 2023
\$15,000,533	\$111,971,009	8,065



Home Loan Guaranty – Loans guaranteed during FY 2023

Number of loans	Total amount of loans
13,119	\$5,147,828,178



Veteran Readiness and Employment – Participants during FY 2023

Total applicants	Number of new plans of service (enrollments)	Number of entitled applicants	Number of program participants	Number of Veterans rehabilitated through independent living	Number of Veterans rehabilitated by obtaining suitable employment
1,491	464	954	2,072	12	222



U.S. Department of Veterans Affairs
Veterans Benefits Administration



Arkansas

Estimated total Veteran population: 201,272



Compensation – Veterans on the rolls at the end of FY 2023

Number of Veterans		Estimated total amount paid monthly		Estimated total amount paid annually	
60,659		\$130,488,510		\$1,565,862,118	
Age 34 and under	Age 35 through 54	Age 55 through 74	Age 75 and over		
5,093	19,167	23,996	12,402		



Pension – Veterans on the rolls at the end of FY 2023

Number of Veterans		Estimated total amount paid monthly		Estimated total amount paid annually	
2,351		\$2,829,024		\$33,948,283	
Age 34 and under	Age 35 through 64	Age 65 through 74	Age 75 and over		
4	247	1,144	956		



Education – Participants by program during FY 2023

MGIB-AD	MGIB-SR	DEA	VEAP	Post 9/11	Total participants
86	826	2,643	0	2,764	6,319



Insurance

Life insurance payments during FY 2023	Total face value of insurance at the end of FY 2023	Total number of policies at the end of FY 2023
\$7,891,230	\$58,903,839	4,584



Home Loan Guaranty – Loans guaranteed during FY 2023

Number of loans	Total amount of loans
4,492	\$1,171,949,175



Veteran Readiness and Employment – Participants during FY 2023

Total applicants	Number of new plans of service (enrollments)	Number of entitled applicants	Number of program participants	Number of Veterans rehabilitated through independent living	Number of Veterans rehabilitated by obtaining suitable employment
399	151	372	946	15	77



VA



U.S. Department of Veterans Affairs
Veterans Benefits Administration

Estimated total Veteran population: 1,487,167

California



Compensation – Veterans on the rolls at the end of FY 2023

Number of Veterans		Estimated total amount paid monthly	Estimated total amount paid annually
454,282		\$891,229,496	\$10,694,753,952
Age 34 and under	Age 35 through 54	Age 55 through 74	Age 75 and over
65,651	152,919	140,005	95,702



Pension – Veterans on the rolls at the end of FY 2023

Number of Veterans		Estimated total amount paid monthly	Estimated total amount paid annually
14,516		\$17,711,645	\$212,539,734
Age 34 and under	Age 35 through 64	Age 65 through 74	Age 75 and over
16	989	6,326	7,185



Education – Participants by program during FY 2023

MGIB-AD	MGIB-SR	DEA	VEAP	Post 9/11	Total participants
567	977	15,919	0	47,886	65,349



Insurance

Life insurance payments during FY 2023	Total face value of insurance at the end of FY 2023	Total number of policies at the end of FY 2023
\$54,644,671	\$407,893,443	29,407



Home Loan Guaranty – Loans guaranteed during FY 2023

Number of loans	Total amount of loans
19,744	\$11,169,062,192



Veteran Readiness and Employment – Participants during FY 2023

Total applicants	Number of new plans of service (enrollments)	Number of entitled applicants	Number of program participants	Number of Veterans rehabilitated through independent living	Number of Veterans rehabilitated by obtaining suitable employment
8,097	3,086	5,038	15,064	5	1,135

Colorado

Estimated total Veteran population: 369,318



Compensation – Veterans on the rolls at the end of FY 2023

Number of Veterans		Estimated total amount paid monthly		Estimated total amount paid annually	
126,290		\$231,208,369		\$2,774,500,432	
Age 34 and under	Age 35 through 54	Age 55 through 74		Age 75 and over	
19,549	46,250	39,340		21,145	



Pension – Veterans on the rolls at the end of FY 2023

Number of Veterans		Estimated total amount paid monthly		Estimated total amount paid annually	
2,206		\$2,529,921		\$30,359,047	
Age 34 and under	Age 35 through 64	Age 65 through 74		Age 75 and over	
5	215	1,007		979	



Education – Participants by program during FY 2023

MGIB-AD	MGIB-SR	DEA	VEAP	Post 9/11	Total participants
362	302	4,222	0	15,449	20,335



Insurance

Life insurance payments during FY 2023	Total face value of insurance at the end of FY 2023	Total number of policies at the end of FY 2023
\$11,416,916	\$85,221,210	5,932



Home Loan Guaranty – Loans guaranteed during FY 2023

Number of loans	Total amount of loans
11,512	\$5,527,142,839



Veteran Readiness and Employment – Participants during FY 2023

Total applicants	Number of new plans of service (enrollments)	Number of entitled applicants	Number of program participants	Number of Veterans rehabilitated through independent living	Number of Veterans rehabilitated by obtaining suitable employment
1,494	621	1,050	3,535	0	428



VA



U.S. Department of Veterans Affairs
Veterans Benefits Administration

Estimated total Veteran population: 153,087

Connecticut



Compensation – Veterans on the rolls at the end of FY 2023

Number of Veterans		Estimated total amount paid monthly		Estimated total amount paid annually	
33,022		\$54,730,066		\$656,760,797	
Age 34 and under	Age 35 through 54	Age 55 through 74	Age 75 and over		
4,226	10,133	9,998	8,662		



Pension – Veterans on the rolls at the end of FY 2023

Number of Veterans		Estimated total amount paid monthly		Estimated total amount paid annually	
934		\$1,056,365		\$12,676,386	
Age 34 and under	Age 35 through 64	Age 65 through 74	Age 75 and over		
3	75	349	507		



Education – Participants by program during FY 2023

MGIB-AD	MGIB-SR	DEA	VEAP	Post 9/11	Total participants
57	352	692	0	3,208	4,310



Insurance

Life insurance payments during FY 2023	Total face value of insurance at the end of FY 2023	Total number of policies at the end of FY 2023
\$5,397,912	\$40,292,545	3,005



Home Loan Guaranty – Loans guaranteed during FY 2023

Number of loans	Total amount of loans
1,829	\$641,559,974



Veteran Readiness and Employment – Participants during FY 2023

Total applicants	Number of new plans of service (enrollments)	Number of entitled applicants	Number of program participants	Number of Veterans rehabilitated through independent living	Number of Veterans rehabilitated by obtaining suitable employment
404	128	244	832	3	75

Delaware

Estimated total Veteran population: 67,723



Compensation – Veterans on the rolls at the end of FY 2023

Number of Veterans		Estimated total amount paid monthly		Estimated total amount paid annually	
17,408		\$33,462,668		\$401,552,021	
Age 34 and under	Age 35 through 54	Age 55 through 74	Age 75 and over		
1,439	4,803	7,375	3,789		



Pension – Veterans on the rolls at the end of FY 2023

Number of Veterans		Estimated total amount paid monthly		Estimated total amount paid annually	
275		\$322,076		\$3,864,912	
Age 34 and under	Age 35 through 64	Age 65 through 74	Age 75 and over		
1	30	128	116		



Education – Participants by program during FY 2023

MGIB-AD	MGIB-SR	DEA	VEAP	Post 9/11	Total participants
17	104	436	0	1,124	1,681



Insurance

Life insurance payments during FY 2023	Total face value of insurance at the end of FY 2023	Total number of policies at the end of FY 2023
\$2,373,329	\$17,715,643	1,349



Home Loan Guaranty – Loans guaranteed during FY 2023

Number of loans	Total amount of loans
1,492	\$541,683,368



Veteran Readiness and Employment – Participants during FY 2023

Total applicants	Number of new plans of service (enrollments)	Number of entitled applicants	Number of program participants	Number of Veterans rehabilitated through independent living	Number of Veterans rehabilitated by obtaining suitable employment
131	47	79	170	0	14



VA



U.S. Department of Veterans Affairs
Veterans Benefits Administration

Estimated total Veteran population: 27,255

District of Columbia



Compensation – Veterans on the rolls at the end of FY 2023

Number of Veterans		Estimated total amount paid monthly		Estimated total amount paid annually	
6,316		\$11,659,192		\$139,910,309	
Age 34 and under	Age 35 through 54	Age 55 through 74	Age 75 and over		
931	2,494	1,981	910		



Pension – Veterans on the rolls at the end of FY 2023

Number of Veterans		Estimated total amount paid monthly		Estimated total amount paid annually	
378		\$370,612		\$4,447,344	
Age 34 and under	Age 35 through 64	Age 65 through 74	Age 75 and over		
1	31	208	138		



Education – Participants by program during FY 2023

MGIB-AD	MGIB-SR	DEA	VEAP	Post 9/11	Total participants
67	96	1,062	0	4,561	5,786



Insurance

Life insurance payments during FY 2023	Total face value of insurance at the end of FY 2023	Total number of policies at the end of FY 2023
\$874,922	\$6,530,825	491



Home Loan Guaranty – Loans guaranteed during FY 2023

Number of loans	Total amount of loans
380	\$250,328,119



Veteran Readiness and Employment – Participants during FY 2023

Total applicants	Number of new plans of service (enrollments)	Number of entitled applicants	Number of program participants	Number of Veterans rehabilitated through independent living	Number of Veterans rehabilitated by obtaining suitable employment
80	29	44	165	1	11

Florida

Estimated total Veteran population: 1,432,721



Compensation – Veterans on the rolls at the end of FY 2023

Number of Veterans		Estimated total amount paid monthly		Estimated total amount paid annually	
472,784		\$938,326,030		\$11,259,912,357	
Age 34 and under	Age 35 through 54	Age 55 through 74	Age 75 and over		
49,517	146,918	178,136	98,208		



Pension – Veterans on the rolls at the end of FY 2023

Number of Veterans		Estimated total amount paid monthly		Estimated total amount paid annually	
13,341		\$17,149,817		\$205,797,799	
Age 34 and under	Age 35 through 64	Age 65 through 74	Age 75 and over		
32	1,312	5,424	6,573		



Education – Participants by program during FY 2023

MGIB-AD	MGIB-SR	DEA	VEAP	Post 9/11	Total participants
795	1,181	16,561	0	37,853	56,390



Insurance

Life insurance payments during FY 2023	Total face value of insurance at the end of FY 2023	Total number of policies at the end of FY 2023
\$59,237,148	\$442,173,843	32,116



Home Loan Guaranty – Loans guaranteed during FY 2023

Number of loans	Total amount of loans
40,302	\$15,190,445,065



Veteran Readiness and Employment – Participants during FY 2023

Total applicants	Number of new plans of service (enrollments)	Number of entitled applicants	Number of program participants	Number of Veterans rehabilitated through independent living	Number of Veterans rehabilitated by obtaining suitable employment
4,983	1,636	3,093	8,639	15	885



VA



U.S. Department of Veterans Affairs
Veterans Benefits Administration

Estimated total Veteran population: 673,358

Georgia



Compensation – Veterans on the rolls at the end of FY 2023

Number of Veterans		Estimated total amount paid monthly		Estimated total amount paid annually	
245,792		\$527,632,273		\$6,331,587,280	
Age 34 and under	Age 35 through 54	Age 55 through 74	Age 75 and over		
30,146	83,883	94,399	37,356		



Pension – Veterans on the rolls at the end of FY 2023

Number of Veterans		Estimated total amount paid monthly		Estimated total amount paid annually	
5,607		\$6,774,445		\$81,293,342	
Age 34 and under	Age 35 through 64	Age 65 through 74	Age 75 and over		
10	681	2,640	2,276		



Education – Participants by program during FY 2023

MGIB-AD	MGIB-SR	DEA	VEAP	Post 9/11	Total participants
447	1,504	12,473	0	17,001	31,425



Insurance

Life insurance payments during FY 2023	Total face value of insurance at the end of FY 2023	Total number of policies at the end of FY 2023
\$33,602,241	\$250,822,877	18,206



Home Loan Guaranty – Loans guaranteed during FY 2023

Number of loans	Total amount of loans
22,489	\$7,340,290,306



Veteran Readiness and Employment – Participants during FY 2023

Total applicants	Number of new plans of service (enrollments)	Number of entitled applicants	Number of program participants	Number of Veterans rehabilitated through independent living	Number of Veterans rehabilitated by obtaining suitable employment
3,523	853	1,921	4,203	10	331



U.S. Department of Veterans Affairs
Veterans Benefits Administration



Hawaii

Estimated total Veteran population: 104,765



Compensation – Veterans on the rolls at the end of FY 2023

Number of Veterans		Estimated total amount paid monthly		Estimated total amount paid annually	
33,404		\$63,632,087		\$763,585,048	
Age 34 and under	Age 35 through 54	Age 55 through 74	Age 75 and over		
3,566	10,898	11,795	7,143		

Pension – Veterans on the rolls at the end of FY 2023

Number of Veterans		Estimated total amount paid monthly		Estimated total amount paid annually	
446		\$434,429		\$5,213,143	
Age 34 and under	Age 35 through 64	Age 65 through 74	Age 75 and over		
0	33	215	198		

Education – Participants by program during FY 2023

MGIB-AD	MGIB-SR	DEA	VEAP	Post 9/11	Total participants
29	77	3	0	3,560	4,302



Insurance

Life insurance payments during FY 2023	Total face value of insurance at the end of FY 2023	Total number of policies at the end of FY 2023
\$4,634,314	\$34,592,694	2,378



Home Loan Guaranty – Loans guaranteed during FY 2023

Number of loans	Total amount of loans
2,211	\$1,519,312,778



Veteran Readiness and Employment – Participants during FY 2023

Total applicants	Number of new plans of service (enrollments)	Number of entitled applicants	Number of program participants	Number of Veterans rehabilitated through independent living	Number of Veterans rehabilitated by obtaining suitable employment
604	326	525	1,656	2	114



VA



U.S. Department of Veterans Affairs
Veterans Benefits Administration

Estimated total Veteran population: 126,089

Idaho



Compensation – Veterans on the rolls at the end of FY 2023

Number of Veterans		Estimated total amount paid monthly	Estimated total amount paid annually	
41,047		\$71,951,460	\$863,417,525	
Age 34 and under	Age 35 through 54	Age 55 through 74	Age 75 and over	
4,723	13,286	13,929	9,104	



Pension – Veterans on the rolls at the end of FY 2023

Number of Veterans		Estimated total amount paid monthly	Estimated total amount paid annually	
873		\$932,893	\$11,194,711	
Age 34 and under	Age 35 through 64	Age 65 through 74	Age 75 and over	
1	72	390	410	



Education – Participants by program during FY 2023

MGIB-AD	MGIB-SR	DEA	VEAP	Post 9/11	Total participants
64	220	993	0	2,504	3,781



Insurance

Life insurance payments during FY 2023	Total face value of insurance at the end of FY 2023	Total number of policies at the end of FY 2023
\$3,577,474	\$26,703,943	1,820



Home Loan Guaranty – Loans guaranteed during FY 2023

Number of loans	Total amount of loans
2,866	\$1,159,553,194



Veteran Readiness and Employment – Participants during FY 2023

Total applicants	Number of new plans of service (enrollments)	Number of entitled applicants	Number of program participants	Number of Veterans rehabilitated through independent living	Number of Veterans rehabilitated by obtaining suitable employment
238	95	165	566	0	79



U.S. Department of Veterans Affairs
Veterans Benefits Administration





Compensation – Veterans on the rolls at the end of FY 2023

Number of Veterans		Estimated total amount paid monthly	Estimated total amount paid annually
119,722		\$233,515,122	\$2,802,181,458
Age 34 and under	Age 35 through 54	Age 55 through 74	Age 75 and over
14,511	39,593	38,588	27,028



Pension – Veterans on the rolls at the end of FY 2023

Number of Veterans		Estimated total amount paid monthly	Estimated total amount paid annually
4,390		\$5,168,131	\$62,017,572
Age 34 and under	Age 35 through 64	Age 65 through 74	Age 75 and over
4	368	2,038	1,980



Education – Participants by program during FY 2023

MGIB-AD	MGIB-SR	DEA	VEAP	Post 9/11	Total participants
612	1,897	3,921	0	10,944	17,374



Insurance

Life insurance payments during FY 2023	Total face value of insurance at the end of FY 2023	Total number of policies at the end of FY 2023
\$19,219,523	\$143,463,527	10,057



Home Loan Guaranty – Loans guaranteed during FY 2023

Number of loans	Total amount of loans
8,038	\$2,246,957,254



Veteran Readiness and Employment – Participants during FY 2023

Total applicants	Number of new plans of service (enrollments)	Number of entitled applicants	Number of program participants	Number of Veterans rehabilitated through independent living	Number of Veterans rehabilitated by obtaining suitable employment
865	390	764	1,553	1	154



Estimated total Veteran population: 380,161

Indiana



Compensation – Veterans on the rolls at the end of FY 2023

Number of Veterans		Estimated total amount paid monthly		Estimated total amount paid annually	
105,341		\$160,830,219		\$1,929,962,625	
Age 34 and under	Age 35 through 54	Age 55 through 74	Age 75 and over		
10,353	30,467	38,961	25,556		



Pension – Veterans on the rolls at the end of FY 2023

Number of Veterans		Estimated total amount paid monthly		Estimated total amount paid annually	
2,532		\$3,154,108		\$37,849,292	
Age 34 and under	Age 35 through 64	Age 65 through 74	Age 75 and over		
4	277	1,094	1,157		



Education – Participants by program during FY 2023

MGIB-AD	MGIB-SR	DEA	VEAP	Post 9/11	Total participants
397	1,037	2,643	0	9,515	13,592



Insurance

Life insurance payments during FY 2023	Total face value of insurance at the end of FY 2023	Total number of policies at the end of FY 2023
\$9,912,568	\$73,992,057	5,385



Home Loan Guaranty – Loans guaranteed during FY 2023

Number of loans	Total amount of loans
7,314	\$1,933,212,858



Veteran Readiness and Employment – Participants during FY 2023

Total applicants	Number of new plans of service (enrollments)	Number of entitled applicants	Number of program participants	Number of Veterans rehabilitated through independent living	Number of Veterans rehabilitated by obtaining suitable employment
660	252	455	1,363	3	147



Compensation – Veterans on the rolls at the end of FY 2023

Number of Veterans		Estimated total amount paid monthly		Estimated total amount paid annually	
47,898		\$75,580,269		\$906,963,223	
Age 34 and under	Age 35 through 54	Age 55 through 74	Age 75 and over		
4,255	13,475	16,995	13,169		



Pension – Veterans on the rolls at the end of FY 2023

Number of Veterans		Estimated total amount paid monthly		Estimated total amount paid annually	
1,415		\$1,515,172		\$18,182,065	
Age 34 and under	Age 35 through 64	Age 65 through 74	Age 75 and over		
1	137	622	655		



Education – Participants by program during FY 2023

MGIB-AD	MGIB-SR	DEA	VEAP	Post 9/11	Total participants
85	1,087	1,108	0	3,275	5,555



Insurance

Life insurance payments during FY 2023	Total face value of insurance at the end of FY 2023	Total number of policies at the end of FY 2023
\$5,303,791	\$39,589,981	2,749



Home Loan Guaranty – Loans guaranteed during FY 2023

Number of loans	Total amount of loans
2,769	\$693,806,135



Veteran Readiness and Employment – Participants during FY 2023

Total applicants	Number of new plans of service (enrollments)	Number of entitled applicants	Number of program participants	Number of Veterans rehabilitated through independent living	Number of Veterans rehabilitated by obtaining suitable employment
198	117	155	750	1	90



Estimated total Veteran population: 182,120

Kansas



Compensation – Veterans on the rolls at the end of FY 2023

Number of Veterans		Estimated total amount paid monthly		Estimated total amount paid annually	
47,517		\$89,800,364		\$1,077,604,369	
Age 34 and under	Age 35 through 54	Age 55 through 74	Age 75 and over		
5,269	16,132	16,608	9,505		



Pension – Veterans on the rolls at the end of FY 2023

Number of Veterans		Estimated total amount paid monthly		Estimated total amount paid annually	
1,295		\$1,457,519		\$17,490,226	
Age 34 and under	Age 35 through 64	Age 65 through 74	Age 75 and over		
0	120	610	565		



Education – Participants by program during FY 2023

MGIB-AD	MGIB-SR	DEA	VEAP	Post 9/11	Total participants
178	511	1,999	0	4,461	7,149



Insurance

Life insurance payments during FY 2023	Total face value of insurance at the end of FY 2023	Total number of policies at the end of FY 2023
\$4,996,438	\$37,295,752	2,712



Home Loan Guaranty – Loans guaranteed during FY 2023

Number of loans	Total amount of loans
3,965	\$1,028,890,218



Veteran Readiness and Employment – Participants during FY 2023

Total applicants	Number of new plans of service (enrollments)	Number of entitled applicants	Number of program participants	Number of Veterans rehabilitated through independent living	Number of Veterans rehabilitated by obtaining suitable employment
390	167	297	821	0	90

Kentucky

Estimated total Veteran population: 267,611



Compensation – Veterans on the rolls at the end of FY 2023

Number of Veterans		Estimated total amount paid monthly		Estimated total amount paid annually	
77,064		\$146,017,022		\$1,752,204,260	
Age 34 and under	Age 35 through 54	Age 55 through 74	Age 75 and over		
7,114	24,109	29,209	16,632		



Pension – Veterans on the rolls at the end of FY 2023

Number of Veterans		Estimated total amount paid monthly		Estimated total amount paid annually	
2,628		\$3,038,444		\$36,461,327	
Age 34 and under	Age 35 through 64	Age 65 through 74	Age 75 and over		
6	293	1,236	1,093		



Education – Participants by program during FY 2023

MGIB-AD	MGIB-SR	DEA	VEAP	Post 9/11	Total participants
122	816	3,505	0	5,050	9,493



Insurance

Life insurance payments during FY 2023	Total face value of insurance at the end of FY 2023	Total number of policies at the end of FY 2023
\$8,729,144	\$65,158,419	4,978



Home Loan Guaranty – Loans guaranteed during FY 2023

Number of loans	Total amount of loans
5,572	\$1,500,854,629



Veteran Readiness and Employment – Participants during FY 2023

Total applicants	Number of new plans of service (enrollments)	Number of entitled applicants	Number of program participants	Number of Veterans rehabilitated through independent living	Number of Veterans rehabilitated by obtaining suitable employment
575	227	457	1,304	10	148



VA



U.S. Department of Veterans Affairs
Veterans Benefits Administration

Estimated total Veteran population: 261,790

Louisiana



Compensation – Veterans on the rolls at the end of FY 2023

Number of Veterans		Estimated total amount paid monthly	Estimated total amount paid annually	
77,515		\$158,668,791	\$1,904,025,488	
Age 34 and under	Age 35 through 54	Age 55 through 74	Age 75 and over	
7,119	26,084	28,282	16,030	



Pension – Veterans on the rolls at the end of FY 2023

Number of Veterans		Estimated total amount paid monthly	Estimated total amount paid annually	
3,308		\$3,748,619	\$44,983,432	
Age 34 and under	Age 35 through 64	Age 65 through 74	Age 75 and over	
4	357	1,730	1,217	



Education – Participants by program during FY 2023

MGIB-AD	MGIB-SR	DEA	VEAP	Post 9/11	Total participants
123	1,222	4,236	0	4,693	10,274



Insurance

Life insurance payments during FY 2023	Total face value of insurance at the end of FY 2023	Total number of policies at the end of FY 2023
\$11,016,887	\$82,235,212	6,198



Home Loan Guaranty – Loans guaranteed during FY 2023

Number of loans	Total amount of loans
4,901	\$1,326,296,697



Veteran Readiness and Employment – Participants during FY 2023

Total applicants	Number of new plans of service (enrollments)	Number of entitled applicants	Number of program participants	Number of Veterans rehabilitated through independent living	Number of Veterans rehabilitated by obtaining suitable employment
840	230	369	924	1	88



U.S. Department of Veterans Affairs
Veterans Benefits Administration



Maine

Estimated total Veteran population: 105,658



Compensation – Veterans on the rolls at the end of FY 2023

Number of Veterans		Estimated total amount paid monthly		Estimated total amount paid annually	
31,777		\$63,684,058		\$764,208,702	
Age 34 and under	Age 35 through 54	Age 55 through 74	Age 75 and over		
2,572	9,208	12,144	7,852		



Pension – Veterans on the rolls at the end of FY 2023

Number of Veterans		Estimated total amount paid monthly		Estimated total amount paid annually	
843		\$852,876		\$10,234,507	
Age 34 and under	Age 35 through 64	Age 65 through 74	Age 75 and over		
2	85	437	319		



Education – Participants by program during FY 2023

MGIB-AD	MGIB-SR	DEA	VEAP	Post 9/11	Total participants
35	145	902	0	1,702	2,784



Insurance

Life insurance payments during FY 2023	Total face value of insurance at the end of FY 2023	Total number of policies at the end of FY 2023
\$4,080,359	\$30,457,713	2,395



Home Loan Guaranty – Loans guaranteed during FY 2023

Number of loans	Total amount of loans
1,476	\$451,921,847



Veteran Readiness and Employment – Participants during FY 2023

Total applicants	Number of new plans of service (enrollments)	Number of entitled applicants	Number of program participants	Number of Veterans rehabilitated through independent living	Number of Veterans rehabilitated by obtaining suitable employment
193	88	144	531	1	69



VA



U.S. Department of Veterans Affairs
Veterans Benefits Administration

Estimated total Veteran population: 348,459

Maryland



Compensation – Veterans on the rolls at the end of FY 2023

Number of Veterans		Estimated total amount paid monthly		Estimated total amount paid annually	
107,221		\$215,148,492		\$2,581,781,904	
Age 34 and under	Age 35 through 54	Age 55 through 74	Age 75 and over		
11,636	41,028	39,780	14,771		



Pension – Veterans on the rolls at the end of FY 2023

Number of Veterans		Estimated total amount paid monthly		Estimated total amount paid annually	
1,834		\$2,220,034		\$26,640,407	
Age 34 and under	Age 35 through 64	Age 65 through 74	Age 75 and over		
2	140	848	844		



Education – Participants by program during FY 2023

MGIB-AD	MGIB-SR	DEA	VEAP	Post 9/11	Total participants
555	348	3,577	0	16,293	20,773



Insurance

Life insurance payments during FY 2023	Total face value of insurance at the end of FY 2023	Total number of policies at the end of FY 2023
\$13,032,407	\$97,279,992	6,880



Home Loan Guaranty – Loans guaranteed during FY 2023

Number of loans	Total amount of loans
9,111	\$4,165,381,023



Veteran Readiness and Employment – Participants during FY 2023

Total applicants	Number of new plans of service (enrollments)	Number of entitled applicants	Number of program participants	Number of Veterans rehabilitated through independent living	Number of Veterans rehabilitated by obtaining suitable employment
1,078	424	735	2,701	2	210

Massachusetts

Estimated total Veteran population: 276,062



Compensation – Veterans on the rolls at the end of FY 2023

Number of Veterans		Estimated total amount paid monthly		Estimated total amount paid annually	
71,109		\$125,141,829		\$1,501,701,949	
Age 34 and under	Age 35 through 54	Age 55 through 74	Age 75 and over		
8,092	19,074	22,198	21,744		



Pension – Veterans on the rolls at the end of FY 2023

Number of Veterans		Estimated total amount paid monthly		Estimated total amount paid annually	
1,741		\$1,935,006		\$23,220,066	
Age 34 and under	Age 35 through 64	Age 65 through 74	Age 75 and over		
0	96	737	908		



Education – Participants by program during FY 2023

MGIB-AD	MGIB-SR	DEA	VEAP	Post 9/11	Total participants
56	543	1,478	0	6,433	8,510



Insurance

Life insurance payments during FY 2023	Total face value of insurance at the end of FY 2023	Total number of policies at the end of FY 2023
\$10,750,278	\$80,245,116	6,371



Home Loan Guaranty – Loans guaranteed during FY 2023

Number of loans	Total amount of loans
2,323	\$1,041,911,488



Veteran Readiness and Employment – Participants during FY 2023

Total applicants	Number of new plans of service (enrollments)	Number of entitled applicants	Number of program participants	Number of Veterans rehabilitated through independent living	Number of Veterans rehabilitated by obtaining suitable employment
740	411	649	2,697	2	195



VA



U.S. Department of Veterans Affairs
Veterans Benefits Administration

Estimated total Veteran population: 516,758

Michigan



Compensation – Veterans on the rolls at the end of FY 2023

Number of Veterans		Estimated total amount paid monthly		Estimated total amount paid annually	
127,629		\$234,768,987		\$2,817,227,841	
Age 34 and under	Age 35 through 54	Age 55 through 74	Age 75 and over		
12,435	34,790	44,903	35,494		



Pension – Veterans on the rolls at the end of FY 2023

Number of Veterans		Estimated total amount paid monthly		Estimated total amount paid annually	
5,032		\$6,147,440		\$73,769,285	
Age 34 and under	Age 35 through 64	Age 65 through 74	Age 75 and over		
7	505	2,296	2,224		



Education – Participants by program during FY 2023

MGIB-AD	MGIB-SR	DEA	VEAP	Post 9/11	Total participants
101	742	2,475	0	5,984	9,302



Insurance

Life insurance payments during FY 2023	Total face value of insurance at the end of FY 2023	Total number of policies at the end of FY 2023
\$16,934,863	\$126,409,759	9,650



Home Loan Guaranty – Loans guaranteed during FY 2023

Number of loans	Total amount of loans
7,169	\$1,835,172,311



Veteran Readiness and Employment – Participants during FY 2023

Total applicants	Number of new plans of service (enrollments)	Number of entitled applicants	Number of program participants	Number of Veterans rehabilitated through independent living	Number of Veterans rehabilitated by obtaining suitable employment
867	329	551	1,991	14	249

Minnesota

Estimated total Veteran population: 285,734



Compensation – Veterans on the rolls at the end of FY 2023

Number of Veterans		Estimated total amount paid monthly		Estimated total amount paid annually	
102,200		\$133,343,487		\$1,600,121,849	
Age 34 and under	Age 35 through 54	Age 55 through 74	Age 75 and over		
7,368	22,907	36,275	35,645		



Pension – Veterans on the rolls at the end of FY 2023

Number of Veterans		Estimated total amount paid monthly		Estimated total amount paid annually	
1,871		\$1,934,047		\$23,208,562	
Age 34 and under	Age 35 through 64	Age 65 through 74	Age 75 and over		
2	128	874	867		



Education – Participants by program during FY 2023

MGIB-AD	MGIB-SR	DEA	VEAP	Post 9/11	Total participants
165	902	2,700	0	6,092	9,859



Insurance

Life insurance payments during FY 2023	Total face value of insurance at the end of FY 2023	Total number of policies at the end of FY 2023
\$11,048,362	\$82,470,152	6,430



Home Loan Guaranty – Loans guaranteed during FY 2023

Number of loans	Total amount of loans
3,994	\$1,306,549,390



Veteran Readiness and Employment – Participants during FY 2023

Total applicants	Number of new plans of service (enrollments)	Number of entitled applicants	Number of program participants	Number of Veterans rehabilitated through independent living	Number of Veterans rehabilitated by obtaining suitable employment
327	164	296	1,331	0	138



VA



U.S. Department of Veterans Affairs
Veterans Benefits Administration

Estimated total Veteran population: 179,584

Mississippi



Compensation – Veterans on the rolls at the end of FY 2023

Number of Veterans		Estimated total amount paid monthly		Estimated total amount paid annually	
56,094		\$115,060,503		\$1,380,726,040	
Age 34 and under	Age 35 through 54	Age 55 through 74	Age 75 and over		
4,700	17,418	23,440	10,535		



Pension – Veterans on the rolls at the end of FY 2023

Number of Veterans		Estimated total amount paid monthly		Estimated total amount paid annually	
1,836		\$2,033,232		\$24,398,781	
Age 34 and under	Age 35 through 64	Age 65 through 74	Age 75 and over		
2	204	960	670		



Education – Participants by program during FY 2023

MGIB-AD	MGIB-SR	DEA	VEAP	Post 9/11	Total participants
58	800	2,593	0	3,210	6,661



Insurance

Life insurance payments during FY 2023	Total face value of insurance at the end of FY 2023	Total number of policies at the end of FY 2023
\$7,351,486	\$54,874,938	4,110



Home Loan Guaranty – Loans guaranteed during FY 2023

Number of loans	Total amount of loans
4,267	\$1,151,014,330



Veteran Readiness and Employment – Participants during FY 2023

Total applicants	Number of new plans of service (enrollments)	Number of entitled applicants	Number of program participants	Number of Veterans rehabilitated through independent living	Number of Veterans rehabilitated by obtaining suitable employment
437	121	288	485	0	56

Missouri

Estimated total Veteran population: 392,041



Compensation – Veterans on the rolls at the end of FY 2023

Number of Veterans		Estimated total amount paid monthly		Estimated total amount paid annually	
113,399		\$207,125,806		\$2,485,509,667	
Age 34 and under	Age 35 through 54	Age 55 through 74	Age 75 and over		
11,322	33,816	41,386	26,866		



Pension – Veterans on the rolls at the end of FY 2023

Number of Veterans		Estimated total amount paid monthly		Estimated total amount paid annually	
3,715		\$4,604,831		\$55,257,967	
Age 34 and under	Age 35 through 64	Age 65 through 74	Age 75 and over		
4	318	1,790	1,603		



Education – Participants by program during FY 2023

MGIB-AD	MGIB-SR	DEA	VEAP	Post 9/11	Total participants
390	951	2,922	0	8,308	12,571



Insurance

Life insurance payments during FY 2023	Total face value of insurance at the end of FY 2023	Total number of policies at the end of FY 2023
\$11,833,622	\$88,331,706	6,500



Home Loan Guaranty – Loans guaranteed during FY 2023

Number of loans	Total amount of loans
8,192	\$2,205,452,730



Veteran Readiness and Employment – Participants during FY 2023

Total applicants	Number of new plans of service (enrollments)	Number of entitled applicants	Number of program participants	Number of Veterans rehabilitated through independent living	Number of Veterans rehabilitated by obtaining suitable employment
597	220	425	1,484	1	133



VA



U.S. Department of Veterans Affairs
Veterans Benefits Administration

Estimated total Veteran population: 85,247

Montana



Compensation – Veterans on the rolls at the end of FY 2023

Number of Veterans		Estimated total amount paid monthly		Estimated total amount paid annually	
28,036		\$50,148,627		\$601,783,519	
Age 34 and under	Age 35 through 54	Age 55 through 74	Age 75 and over		
2,767	9,461	9,739	6,068		



Pension – Veterans on the rolls at the end of FY 2023

Number of Veterans		Estimated total amount paid monthly		Estimated total amount paid annually	
752		\$768,774		\$9,225,283	
Age 34 and under	Age 35 through 64	Age 65 through 74	Age 75 and over		
0	47	368	337		



Education – Participants by program during FY 2023

MGIB-AD	MGIB-SR	DEA	VEAP	Post 9/11	Total participants
21	168	508	0	1,375	2,072



Insurance

Life insurance payments during FY 2023	Total face value of insurance at the end of FY 2023	Total number of policies at the end of FY 2023
\$2,731,748	\$20,391,048	1,432



Home Loan Guaranty – Loans guaranteed during FY 2023

Number of loans	Total amount of loans
1,719	\$661,061,624



Veteran Readiness and Employment – Participants during FY 2023

Total applicants	Number of new plans of service (enrollments)	Number of entitled applicants	Number of program participants	Number of Veterans rehabilitated through independent living	Number of Veterans rehabilitated by obtaining suitable employment
165	102	144	638	1	70



U.S. Department of Veterans Affairs
Veterans Benefits Administration



Nebraska

Estimated total Veteran population: 116,961



Compensation – Veterans on the rolls at the end of FY 2023

Number of Veterans		Estimated total amount paid monthly		Estimated total amount paid annually	
46,647		\$69,704,324		\$836,451,884	
Age 34 and under	Age 35 through 54	Age 55 through 74	Age 75 and over		
3,776	12,716	16,490	13,653		



Pension – Veterans on the rolls at the end of FY 2023

Number of Veterans		Estimated total amount paid monthly		Estimated total amount paid annually	
695		\$842,425		\$10,109,096	
Age 34 and under	Age 35 through 64	Age 65 through 74	Age 75 and over		
4	81	322	288		



Education – Participants by program during FY 2023

MGIB-AD	MGIB-SR	DEA	VEAP	Post 9/11	Total participants
156	373	1,404	0	3,065	4,998



Insurance

Life insurance payments during FY 2023	Total face value of insurance at the end of FY 2023	Total number of policies at the end of FY 2023
\$4,241,785	\$31,662,669	2,269



Home Loan Guaranty – Loans guaranteed during FY 2023

Number of loans	Total amount of loans
2,505	\$755,556,489



Veteran Readiness and Employment – Participants during FY 2023

Total applicants	Number of new plans of service (enrollments)	Number of entitled applicants	Number of program participants	Number of Veterans rehabilitated through independent living	Number of Veterans rehabilitated by obtaining suitable employment
203	75	122	542	0	56



VA



U.S. Department of Veterans Affairs
Veterans Benefits Administration

Estimated total Veteran population: 215,627

Nevada



Compensation – Veterans on the rolls at the end of FY 2023

Number of Veterans		Estimated total amount paid monthly		Estimated total amount paid annually	
71,003		\$149,112,558		\$1,789,350,697	
Age 34 and under	Age 35 through 54	Age 55 through 74	Age 75 and over		
8,750	23,622	25,190	13,439		



Pension – Veterans on the rolls at the end of FY 2023

Number of Veterans		Estimated total amount paid monthly		Estimated total amount paid annually	
1,747		\$1,921,344		\$23,056,131	
Age 34 and under	Age 35 through 64	Age 65 through 74	Age 75 and over		
2	129	838	778		



Education – Participants by program during FY 2023

MGIB-AD	MGIB-SR	DEA	VEAP	Post 9/11	Total participants
81	329	1,742	0	3,589	5,741



Insurance

Life insurance payments during FY 2023	Total face value of insurance at the end of FY 2023	Total number of policies at the end of FY 2023
\$7,106,176	\$53,043,828	4,069



Home Loan Guaranty – Loans guaranteed during FY 2023

Number of loans	Total amount of loans
6,019	\$2,547,846,444



Veteran Readiness and Employment – Participants during FY 2023

Total applicants	Number of new plans of service (enrollments)	Number of entitled applicants	Number of program participants	Number of Veterans rehabilitated through independent living	Number of Veterans rehabilitated by obtaining suitable employment
803	268	510	1,397	3	113

New Hampshire

Estimated total Veteran population: 94,260



Compensation – Veterans on the rolls at the end of FY 2023

Number of Veterans		Estimated total amount paid monthly		Estimated total amount paid annually	
24,767		\$42,074,699		\$504,896,385	
Age 34 and under	Age 35 through 54	Age 55 through 74	Age 75 and over		
2,751	7,579	8,517	5,919		



Pension – Veterans on the rolls at the end of FY 2023

Number of Veterans		Estimated total amount paid monthly		Estimated total amount paid annually	
435		\$545,429		\$6,545,148	
Age 34 and under	Age 35 through 64	Age 65 through 74	Age 75 and over		
0	14	174	247		



Education – Participants by program during FY 2023

MGIB-AD	MGIB-SR	DEA	VEAP	Post 9/11	Total participants
537	428	3,049	0	11,796	15,810



Insurance

Life insurance payments during FY 2023	Total face value of insurance at the end of FY 2023	Total number of policies at the end of FY 2023
\$2,984,552	\$22,278,097	1,595



Home Loan Guaranty – Loans guaranteed during FY 2023

Number of loans	Total amount of loans
1,332	\$529,577,236



Veteran Readiness and Employment – Participants during FY 2023

Total applicants	Number of new plans of service (enrollments)	Number of entitled applicants	Number of program participants	Number of Veterans rehabilitated through independent living	Number of Veterans rehabilitated by obtaining suitable employment
187	82	148	616	1	51



VA



U.S. Department of Veterans Affairs
Veterans Benefits Administration

Estimated total Veteran population: 299,271

New Jersey



Compensation – Veterans on the rolls at the end of FY 2023

Number of Veterans		Estimated total amount paid monthly		Estimated total amount paid annually	
65,451		\$129,182,352		\$1,550,188,230	
Age 34 and under	Age 35 through 54	Age 55 through 74	Age 75 and over		
8,063	19,177	19,538	18,669		



Pension – Veterans on the rolls at the end of FY 2023

Number of Veterans		Estimated total amount paid monthly		Estimated total amount paid annually	
1,864		\$2,741,457		\$32,897,486	
Age 34 and under	Age 35 through 64	Age 65 through 74	Age 75 and over		
1	83	587	1,193		



Education – Participants by program during FY 2023

MGIB-AD	MGIB-SR	DEA	VEAP	Post 9/11	Total participants
88	563	1,177	0	5,274	7,102



Insurance

Life insurance payments during FY 2023	Total face value of insurance at the end of FY 2023	Total number of policies at the end of FY 2023
\$13,219,051	\$98,673,193	7,561



Home Loan Guaranty – Loans guaranteed during FY 2023

Number of loans	Total amount of loans
3,599	\$1,401,997,553



Veteran Readiness and Employment – Participants during FY 2023

Total applicants	Number of new plans of service (enrollments)	Number of entitled applicants	Number of program participants	Number of Veterans rehabilitated through independent living	Number of Veterans rehabilitated by obtaining suitable employment
732	195	420	1,557	25	153

New Mexico

Estimated total Veteran population: 141,746



Compensation – Veterans on the rolls at the end of FY 2023

Number of Veterans		Estimated total amount paid monthly		Estimated total amount paid annually	
43,717		\$93,682,561		\$1,124,190,733	
Age 34 and under	Age 35 through 54	Age 55 through 74	Age 75 and over		
3,782	13,124	16,963	9,847		



Pension – Veterans on the rolls at the end of FY 2023

Number of Veterans		Estimated total amount paid monthly		Estimated total amount paid annually	
1,358		\$1,545,349		\$18,544,183	
Age 34 and under	Age 35 through 64	Age 65 through 74	Age 75 and over		
3	124	617	614		



Education – Participants by program during FY 2023

MGIB-AD	MGIB-SR	DEA	VEAP	Post 9/11	Total participants
144	125	1,443	0	1,986	3,698



Insurance

Life insurance payments during FY 2023	Total face value of insurance at the end of FY 2023	Total number of policies at the end of FY 2023
\$6,579,822	\$49,114,878	3,930



Home Loan Guaranty – Loans guaranteed during FY 2023

Number of loans	Total amount of loans
3,761	\$1,184,134,908



Veteran Readiness and Employment – Participants during FY 2023

Total applicants	Number of new plans of service (enrollments)	Number of entitled applicants	Number of program participants	Number of Veterans rehabilitated through independent living	Number of Veterans rehabilitated by obtaining suitable employment
338	133	231	601	5	79



VA



U.S. Department of Veterans Affairs
Veterans Benefits Administration

Estimated total Veteran population:663,437

New York



Compensation – Veterans on the rolls at the end of FY 2023

Number of Veterans		Estimated total amount paid monthly		Estimated total amount paid annually	
139,741		\$265,829,056		\$3,189,948,672	
Age 34 and under	Age 35 through 54	Age 55 through 74	Age 75 and over		
16,765	41,924	44,401	36,647		



Pension – Veterans on the rolls at the end of FY 2023

Number of Veterans		Estimated total amount paid monthly		Estimated total amount paid annually	
5,801		\$6,375,411		\$76,504,926	
Age 34 and under	Age 35 through 64	Age 65 through 74	Age 75 and over		
6	411	2,573	2,810		



Education – Participants by program during FY 2023

MGIB-AD	MGIB-SR	DEA	VEAP	Post 9/11	Total participants
237	737	3,591	0	14,177	18,742



Insurance

Life insurance payments during FY 2023	Total face value of insurance at the end of FY 2023	Total number of policies at the end of FY 2023
\$26,881,351	\$200,655,004	15,065



Home Loan Guaranty – Loans guaranteed during FY 2023

Number of loans	Total amount of loans
4,778	\$1,497,085,976



Veteran Readiness and Employment – Participants during FY 2023

Total applicants	Number of new plans of service (enrollments)	Number of entitled applicants	Number of program participants	Number of Veterans rehabilitated through independent living	Number of Veterans rehabilitated by obtaining suitable employment
1,592	564	955	2,883	13	247

North Carolina

Estimated total Veteran population: 680,709



Compensation – Veterans on the rolls at the end of FY 2023

Number of Veterans		Estimated total amount paid monthly		Estimated total amount paid annually	
253,167		\$567,473,999		\$6,809,687,990	
Age 34 and under	Age 35 through 54	Age 55 through 74	Age 75 and over		
32,374	82,250	93,674	44,866		



Pension – Veterans on the rolls at the end of FY 2023

Number of Veterans		Estimated total amount paid monthly		Estimated total amount paid annually	
4,436		\$5,048,162		\$60,577,949	
Age 34 and under	Age 35 through 64	Age 65 through 74	Age 75 and over		
7	358	2,141	1,930		



Education – Participants by program during FY 2023

MGIB-AD	MGIB-SR	DEA	VEAP	Post 9/11	Total participants
615	919	12,582	0	15,261	29,377



Insurance

Life insurance payments during FY 2023	Total face value of insurance at the end of FY 2023	Total number of policies at the end of FY 2023
\$35,969,705	\$268,494,741	20,445



Home Loan Guaranty – Loans guaranteed during FY 2023

Number of loans	Total amount of loans
24,519	\$7,811,387,041



Veteran Readiness and Employment – Participants during FY 2023

Total applicants	Number of new plans of service (enrollments)	Number of entitled applicants	Number of program participants	Number of Veterans rehabilitated through independent living	Number of Veterans rehabilitated by obtaining suitable employment
2,833	1,212	1,994	6,257	4	539



VA



U.S. Department of Veterans Affairs
Veterans Benefits Administration

Estimated total Veteran population: 49,788

North Dakota



Compensation – Veterans on the rolls at the end of FY 2023

Number of Veterans		Estimated total amount paid monthly		Estimated total amount paid annually	
14,587		\$24,358,825		\$292,305,902	
Age 34 and under	Age 35 through 54	Age 55 through 74	Age 75 and over		
1,308	4,775	5,191	3,312		



Pension – Veterans on the rolls at the end of FY 2023

Number of Veterans		Estimated total amount paid monthly		Estimated total amount paid annually	
293		\$275,302		\$3,303,623	
Age 34 and under	Age 35 through 64	Age 65 through 74	Age 75 and over		
1	17	143	132		



Education – Participants by program during FY 2023

MGIB-AD	MGIB-SR	DEA	VEAP	Post 9/11	Total participants
42	494	468	0	1,205	2,209



Insurance

Life insurance payments during FY 2023	Total face value of insurance at the end of FY 2023	Total number of policies at the end of FY 2023
\$1,356,967	\$10,129,035	808



Home Loan Guaranty – Loans guaranteed during FY 2023

Number of loans	Total amount of loans
910	\$257,255,353



Veteran Readiness and Employment – Participants during FY 2023

Total applicants	Number of new plans of service (enrollments)	Number of entitled applicants	Number of program participants	Number of Veterans rehabilitated through independent living	Number of Veterans rehabilitated by obtaining suitable employment
80	44	61	316	1	51



U.S. Department of Veterans Affairs
Veterans Benefits Administration





Compensation – Veterans on the rolls at the end of FY 2023

Number of Veterans		Estimated total amount paid monthly	Estimated total amount paid annually
170,052		\$286,176,166	\$3,434,113,994
Age 34 and under	Age 35 through 54	Age 55 through 74	Age 75 and over
18,519	50,199	60,434	40,898



Pension – Veterans on the rolls at the end of FY 2023

Number of Veterans		Estimated total amount paid monthly	Estimated total amount paid annually
7,620		\$8,971,000	\$107,652,000
Age 34 and under	Age 35 through 64	Age 65 through 74	Age 75 and over
4	863	3,853	2,900



Education – Participants by program during FY 2023

MGIB-AD	MGIB-SR	DEA	VEAP	Post 9/11	Total participants
213	2,039	3,544	0	9,793	15,589



Insurance

Life insurance payments during FY 2023	Total face value of insurance at the end of FY 2023	Total number of policies at the end of FY 2023
\$19,449,525	\$145,180,372	11,247



Home Loan Guaranty – Loans guaranteed during FY 2023

Number of loans	Total amount of loans
11,244	\$2,898,729,528



Veteran Readiness and Employment – Participants during FY 2023

Total applicants	Number of new plans of service (enrollments)	Number of entitled applicants	Number of program participants	Number of Veterans rehabilitated through independent living	Number of Veterans rehabilitated by obtaining suitable employment
1,036	421	800	2,793	4	252



Estimated total Veteran population: 277,757

Oklahoma



Compensation – Veterans on the rolls at the end of FY 2023

Number of Veterans		Estimated total amount paid monthly	Estimated total amount paid annually
109,753		\$236,618,914	\$2,839,426,962
Age 34 and under	Age 35 through 54	Age 55 through 74	Age 75 and over
10,355	35,460	39,194	24,744



Pension – Veterans on the rolls at the end of FY 2023

Number of Veterans		Estimated total amount paid monthly	Estimated total amount paid annually
2,124		\$2,814,767	\$33,777,208
Age 34 and under	Age 35 through 64	Age 65 through 74	Age 75 and over
5	221	1,045	853



Education – Participants by program during FY 2023

MGIB-AD	MGIB-SR	DEA	VEAP	Post 9/11	Total participants
191	894	4,364	0	5,384	10,833



Insurance

Life insurance payments during FY 2023	Total face value of insurance at the end of FY 2023	Total number of policies at the end of FY 2023
\$12,479,856	\$93,155,494	7,572



Home Loan Guaranty – Loans guaranteed during FY 2023

Number of loans	Total amount of loans
7,238	\$1,950,875,311



Veteran Readiness and Employment – Participants during FY 2023

Total applicants	Number of new plans of service (enrollments)	Number of entitled applicants	Number of program participants	Number of Veterans rehabilitated through independent living	Number of Veterans rehabilitated by obtaining suitable employment
885	310	568	1,579	0	156



U.S. Department of Veterans Affairs
Veterans Benefits Administration



Oregon

Estimated total Veteran population: 266,690



Compensation – Veterans on the rolls at the end of FY 2023

Number of Veterans		Estimated total amount paid monthly	Estimated total amount paid annually	
81,500		\$146,993,560	\$1,763,922,718	
Age 34 and under	Age 35 through 54	Age 55 through 74	Age 75 and over	
8,449	24,155	27,727	21,162	



Pension – Veterans on the rolls at the end of FY 2023

Number of Veterans		Estimated total amount paid monthly	Estimated total amount paid annually	
2,993		\$3,130,575	\$37,566,897	
Age 34 and under	Age 35 through 64	Age 65 through 74	Age 75 and over	
2	221	1,581	1,189	



Education – Participants by program during FY 2023

MGIB-AD	MGIB-SR	DEA	VEAP	Post 9/11	Total participants
77	234	1,692	0	4,967	6,970



Insurance

Life insurance payments during FY 2023	Total face value of insurance at the end of FY 2023	Total number of policies at the end of FY 2023
\$8,463,923	\$63,178,692	4,762



Home Loan Guaranty – Loans guaranteed during FY 2023

Number of loans	Total amount of loans
3,964	\$1,631,165,882



Veteran Readiness and Employment – Participants during FY 2023

Total applicants	Number of new plans of service (enrollments)	Number of entitled applicants	Number of program participants	Number of Veterans rehabilitated through independent living	Number of Veterans rehabilitated by obtaining suitable employment
701	235	393	1,340	1	172



VA



U.S. Department of Veterans Affairs
Veterans Benefits Administration

Estimated total Veteran population: 697,655

Pennsylvania



Compensation – Veterans on the rolls at the end of FY 2023

Number of Veterans		Estimated total amount paid monthly	Estimated total amount paid annually
151,108		\$280,701,729	\$3,368,420,748
Age 34 and under	Age 35 through 54	Age 55 through 74	Age 75 and over
14,816	43,889	53,305	39,089



Pension – Veterans on the rolls at the end of FY 2023

Number of Veterans		Estimated total amount paid monthly	Estimated total amount paid annually
6,156		\$7,758,965	\$93,107,577
Age 34 and under	Age 35 through 64	Age 65 through 74	Age 75 and over
10	482	2,618	3,046



Education – Participants by program during FY 2023

MGIB-AD	MGIB-SR	DEA	VEAP	Post 9/11	Total participants
175	1,703	3,591	0	11,268	16,737



Insurance

Life insurance payments during FY 2023	Total face value of insurance at the end of FY 2023	Total number of policies at the end of FY 2023
\$24,336,999	\$181,662,769	14,151



Home Loan Guaranty – Loans guaranteed during FY 2023

Number of loans	Total amount of loans
8,037	\$2,283,635,401



Veteran Readiness and Employment – Participants during FY 2023

Total applicants	Number of new plans of service (enrollments)	Number of entitled applicants	Number of program participants	Number of Veterans rehabilitated through independent living	Number of Veterans rehabilitated by obtaining suitable employment
1,027	414	643	2,101	3	237



U.S. Department of Veterans Affairs
Veterans Benefits Administration



Rhode Island

Estimated total Veteran population: 56,212



Compensation – Veterans on the rolls at the end of FY 2023

Number of Veterans		Estimated total amount paid monthly		Estimated total amount paid annually	
14,368		\$24,733,499		\$296,801,990	
Age 34 and under	Age 35 through 54	Age 55 through 74	Age 75 and over		
1,522	3,841	4,878	4,127		



Pension – Veterans on the rolls at the end of FY 2023

Number of Veterans		Estimated total amount paid monthly		Estimated total amount paid annually	
395		\$442,109		\$5,305,312	
Age 34 and under	Age 35 through 64	Age 65 through 74	Age 75 and over		
0	21	178	196		



Education – Participants by program during FY 2023

MGIB-AD	MGIB-SR	DEA	VEAP	Post 9/11	Total participants
8	117	279	0	1,040	1,444



Insurance

Life insurance payments during FY 2023	Total face value of insurance at the end of FY 2023	Total number of policies at the end of FY 2023
\$1,815,018	\$13,548,145	1,084



Home Loan Guaranty – Loans guaranteed during FY 2023

Number of loans	Total amount of loans
671	\$275,768,891



Veteran Readiness and Employment – Participants during FY 2023

Total applicants	Number of new plans of service (enrollments)	Number of entitled applicants	Number of program participants	Number of Veterans rehabilitated through independent living	Number of Veterans rehabilitated by obtaining suitable employment
121	75	103	560	1	53



VA



U.S. Department of Veterans Affairs
Veterans Benefits Administration

Estimated total Veteran population: 386,240

South Carolina



Compensation – Veterans on the rolls at the end of FY 2023

Number of Veterans		Estimated total amount paid monthly	Estimated total amount paid annually	
137,598		\$296,932,781	\$3,563,193,371	
Age 34 and under	Age 35 through 54	Age 55 through 74	Age 75 and over	
14,266	43,866	52,907	26,554	



Pension – Veterans on the rolls at the end of FY 2023

Number of Veterans		Estimated total amount paid monthly	Estimated total amount paid annually	
2,999		\$3,563,505	\$42,762,065	
Age 34 and under	Age 35 through 64	Age 65 through 74	Age 75 and over	
7	289	1,403	1,300	



Education – Participants by program during FY 2023

MGIB-AD	MGIB-SR	DEA	VEAP	Post 9/11	Total participants
143	722	6,491	0	7,123	14,479



Insurance

Life insurance payments during FY 2023	Total face value of insurance at the end of FY 2023	Total number of policies at the end of FY 2023
\$20,174,256	\$150,590,108	11,684



Home Loan Guaranty – Loans guaranteed during FY 2023

Number of loans	Total amount of loans
13,383	\$4,353,648,654



Veteran Readiness and Employment – Participants during FY 2023

Total applicants	Number of new plans of service (enrollments)	Number of entitled applicants	Number of program participants	Number of Veterans rehabilitated through independent living	Number of Veterans rehabilitated by obtaining suitable employment
1,369	548	1,012	3,203	1	288



U.S. Department of Veterans Affairs
Veterans Benefits Administration



South Dakota

Estimated total Veteran population: 62,433



Compensation – Veterans on the rolls at the end of FY 2023

Number of Veterans		Estimated total amount paid monthly	Estimated total amount paid annually	
21,263		\$34,175,997	\$410,111,966	
Age 34 and under	Age 35 through 54	Age 55 through 74	Age 75 and over	
1,601	6,601	8,430	4,628	



Pension – Veterans on the rolls at the end of FY 2023

Number of Veterans		Estimated total amount paid monthly	Estimated total amount paid annually	
489		\$520,893	\$6,250,714	
Age 34 and under	Age 35 through 64	Age 65 through 74	Age 75 and over	
0	44	236	209	



Education – Participants by program during FY 2023

MGIB-AD	MGIB-SR	DEA	VEAP	Post 9/11	Total participants
37	439	456	0	1,314	2,246



Insurance

Life insurance payments during FY 2023	Total face value of insurance at the end of FY 2023	Total number of policies at the end of FY 2023
\$2,056,627	\$15,351,631	1,148



Home Loan Guaranty – Loans guaranteed during FY 2023

Number of loans	Total amount of loans
1,279	\$410,544,347



Veteran Readiness and Employment – Participants during FY 2023

Total applicants	Number of new plans of service (enrollments)	Number of entitled applicants	Number of program participants	Number of Veterans rehabilitated through independent living	Number of Veterans rehabilitated by obtaining suitable employment
95	47	82	412	0	61



VA



U.S. Department of Veterans Affairs
Veterans Benefits Administration

Estimated total Veteran population: 440,791

Tennessee



Compensation – Veterans on the rolls at the end of FY 2023

Number of Veterans		Estimated total amount paid monthly	Estimated total amount paid annually	
151,225		\$302,199,220	\$3,626,390,641	
Age 34 and under	Age 35 through 54	Age 55 through 74	Age 75 and over	
17,081	46,700	56,980	30,464	



Pension – Veterans on the rolls at the end of FY 2023

Number of Veterans		Estimated total amount paid monthly	Estimated total amount paid annually	
4,055		\$4,775,195	\$57,302,340	
Age 34 and under	Age 35 through 64	Age 65 through 74	Age 75 and over	
5	368	1,979	1,703	



Education – Participants by program during FY 2023

MGIB-AD	MGIB-SR	DEA	VEAP	Post 9/11	Total participants
182	651	4,620	0	9,116	14,569



Insurance

Life insurance payments during FY 2023	Total face value of insurance at the end of FY 2023	Total number of policies at the end of FY 2023
\$16,351,325	\$122,053,954	9,232



Home Loan Guaranty – Loans guaranteed during FY 2023

Number of loans	Total amount of loans
12,773	\$4,303,191,765



Veteran Readiness and Employment – Participants during FY 2023

Total applicants	Number of new plans of service (enrollments)	Number of entitled applicants	Number of program participants	Number of Veterans rehabilitated through independent living	Number of Veterans rehabilitated by obtaining suitable employment
1,121	373	881	1,965	2	188



Compensation – Veterans on the rolls at the end of FY 2023

Number of Veterans		Estimated total amount paid monthly		Estimated total amount paid annually	
602,649		\$1,301,092,540		\$15,613,110,485	
Age 34 and under	Age 35 through 54	Age 55 through 74	Age 75 and over		
82,956	235,988	190,277	93,419		



Pension – Veterans on the rolls at the end of FY 2023

Number of Veterans		Estimated total amount paid monthly		Estimated total amount paid annually	
11,866		\$14,877,124		\$178,525,492	
Age 34 and under	Age 35 through 64	Age 65 through 74	Age 75 and over		
14	1,275	5,587	4,990		



Education – Participants by program during FY 2023

MGIB-AD	MGIB-SR	DEA	VEAP	Post 9/11	Total participants
1,904	1,550	29,710	0	46,361	79,525



Insurance

Life insurance payments during FY 2023	Total face value of insurance at the end of FY 2023	Total number of policies at the end of FY 2023
\$66,025,485	\$492,845,176	35,700



Home Loan Guaranty – Loans guaranteed during FY 2023

Number of loans	Total amount of loans
43,850	\$16,046,762,383



Veteran Readiness and Employment – Participants during FY 2023

Total applicants	Number of new plans of service (enrollments)	Number of entitled applicants	Number of program participants	Number of Veterans rehabilitated through independent living	Number of Veterans rehabilitated by obtaining suitable employment
8,188	2,481	4,710	14,315	23	1,414



Estimated total Veteran population: 127,358

Utah



Compensation – Veterans on the rolls at the end of FY 2023

Number of Veterans		Estimated total amount paid monthly	Estimated total amount paid annually
38,989		\$72,548,635	\$870,583,622
Age 34 and under	Age 35 through 54	Age 55 through 74	Age 75 and over
5,197	14,167	12,134	7,490



Pension – Veterans on the rolls at the end of FY 2023

Number of Veterans		Estimated total amount paid monthly	Estimated total amount paid annually
891		\$1,248,902	\$14,986,821
Age 34 and under	Age 35 through 64	Age 65 through 74	Age 75 and over
0	84	314	493



Education – Participants by program during FY 2023

MGIB-AD	MGIB-SR	DEA	VEAP	Post 9/11	Total participants
1,233	787	3,286	0	13,309	18,615



Insurance

Life insurance payments during FY 2023	Total face value of insurance at the end of FY 2023	Total number of policies at the end of FY 2023
\$3,503,952	\$26,155,140	1,923



Home Loan Guaranty – Loans guaranteed during FY 2023

Number of loans	Total amount of loans
3,078	\$1,457,140,143



Veteran Readiness and Employment – Participants during FY 2023

Total applicants	Number of new plans of service (enrollments)	Number of entitled applicants	Number of program participants	Number of Veterans rehabilitated through independent living	Number of Veterans rehabilitated by obtaining suitable employment
365	155	307	1,037	0	90



U.S. Department of Veterans Affairs
Veterans Benefits Administration



Vermont

Estimated total Veteran population: 38,703



Compensation – Veterans on the rolls at the end of FY 2023

Number of Veterans		Estimated total amount paid monthly		Estimated total amount paid annually	
8,711		\$15,919,444		\$191,033,330	
Age 34 and under	Age 35 through 54	Age 55 through 74	Age 75 and over		
689	2,489	3,324	2,207		



Pension – Veterans on the rolls at the end of FY 2023

Number of Veterans		Estimated total amount paid monthly		Estimated total amount paid annually	
220		\$197,129		\$2,365,548	
Age 34 and under	Age 35 through 64	Age 65 through 74	Age 75 and over		
0	11	96	113		



Education – Participants by program during FY 2023

MGIB-AD	MGIB-SR	DEA	VEAP	Post 9/11	Total participants
31	69	216	0	961	1,277



Insurance

Life insurance payments during FY 2023	Total face value of insurance at the end of FY 2023	Total number of policies at the end of FY 2023
\$1,130,163	\$8,436,070	626



Home Loan Guaranty – Loans guaranteed during FY 2023

Number of loans	Total amount of loans
404	\$128,577,139



Veteran Readiness and Employment – Participants during FY 2023

Total applicants	Number of new plans of service (enrollments)	Number of entitled applicants	Number of program participants	Number of Veterans rehabilitated through independent living	Number of Veterans rehabilitated by obtaining suitable employment
36	18	41	231	1	17



VA



U.S. Department of Veterans Affairs
Veterans Benefits Administration

Estimated total Veteran population: 684,043

Virginia



Compensation – Veterans on the rolls at the end of FY 2023

Number of Veterans		Estimated total amount paid monthly	Estimated total amount paid annually	
243,174		\$496,359,644	\$5,956,315,725	
Age 34 and under	Age 35 through 54	Age 55 through 74	Age 75 and over	
26,217	92,830	92,494	31,630	



Pension – Veterans on the rolls at the end of FY 2023

Number of Veterans		Estimated total amount paid monthly	Estimated total amount paid annually	
3,115		\$3,521,068	\$42,252,813	
Age 34 and under	Age 35 through 64	Age 65 through 74	Age 75 and over	
4	375	1,464	1,272	



Education – Participants by program during FY 2023

MGIB-AD	MGIB-SR	DEA	VEAP	Post 9/11	Total participants
888	1,047	13,871	0	30,344	46,150



Insurance

Life insurance payments during FY 2023	Total face value of insurance at the end of FY 2023	Total number of policies at the end of FY 2023
\$24,948,516	\$186,227,421	13,161



Home Loan Guaranty – Loans guaranteed during FY 2023

Number of loans	Total amount of loans
24,254	\$10,132,592,246



Veteran Readiness and Employment – Participants during FY 2023

Total applicants	Number of new plans of service (enrollments)	Number of entitled applicants	Number of program participants	Number of Veterans rehabilitated through independent living	Number of Veterans rehabilitated by obtaining suitable employment
2,374	762	1,473	3,570	2	234



U.S. Department of Veterans Affairs
Veterans Benefits Administration



Washington

Estimated total Veteran population: 525,343



Compensation – Veterans on the rolls at the end of FY 2023

Number of Veterans		Estimated total amount paid monthly		Estimated total amount paid annually	
158,510		\$284,476,919		\$3,413,723,030	
Age 34 and under	Age 35 through 54	Age 55 through 74	Age 75 and over		
18,971	55,094	54,867	29,575		



Pension – Veterans on the rolls at the end of FY 2023

Number of Veterans		Estimated total amount paid monthly		Estimated total amount paid annually	
3,116		\$3,487,488		\$41,849,860	
Age 34 and under	Age 35 through 64	Age 65 through 74	Age 75 and over		
3	295	1,508	1,310		



Education – Participants by program during FY 2023

MGIB-AD	MGIB-SR	DEA	VEAP	Post 9/11	Total participants
141	269	4,082	0	10,068	14,560



Insurance

Life insurance payments during FY 2023	Total face value of insurance at the end of FY 2023	Total number of policies at the end of FY 2023
\$13,749,274	\$102,631,024	7,345



Home Loan Guaranty – Loans guaranteed during FY 2023

Number of loans	Total amount of loans
10,610	\$5,058,507,612



Veteran Readiness and Employment – Participants during FY 2023

Total applicants	Number of new plans of service (enrollments)	Number of entitled applicants	Number of program participants	Number of Veterans rehabilitated through independent living	Number of Veterans rehabilitated by obtaining suitable employment
1,659	540	1,069	3,260	0	344



VA



U.S. Department of Veterans Affairs
Veterans Benefits Administration

Estimated total Veteran population: 125,314

West Virginia



Compensation – Veterans on the rolls at the end of FY 2023

Number of Veterans		Estimated total amount paid monthly		Estimated total amount paid annually	
39,849		\$80,931,871		\$971,182,452	
Age 34 and under	Age 35 through 54	Age 55 through 74	Age 75 and over		
2,817	11,584	15,260	10,185		



Pension – Veterans on the rolls at the end of FY 2023

Number of Veterans		Estimated total amount paid monthly		Estimated total amount paid annually	
1,288		\$1,432,645		\$17,191,744	
Age 34 and under	Age 35 through 64	Age 65 through 74	Age 75 and over		
1	143	662	482		



Education – Participants by program during FY 2023

MGIB-AD	MGIB-SR	DEA	VEAP	Post 9/11	Total participants
844	599	1,880	0	17,214	20,537



Insurance

Life insurance payments during FY 2023	Total face value of insurance at the end of FY 2023	Total number of policies at the end of FY 2023
\$5,644,293	\$42,131,646	3,456



Home Loan Guaranty – Loans guaranteed during FY 2023

Number of loans	Total amount of loans
1,987	\$529,263,501



Veteran Readiness and Employment – Participants during FY 2023

Total applicants	Number of new plans of service (enrollments)	Number of entitled applicants	Number of program participants	Number of Veterans rehabilitated through independent living	Number of Veterans rehabilitated by obtaining suitable employment
227	83	133	529	2	54



Compensation – Veterans on the rolls at the end of FY 2023

Number of Veterans		Estimated total amount paid monthly		Estimated total amount paid annually	
87,267		\$144,743,687		\$1,736,924,245	
Age 34 and under	Age 35 through 54	Age 55 through 74	Age 75 and over		
8,915	25,305	30,975	22,070		



Pension – Veterans on the rolls at the end of FY 2023

Number of Veterans		Estimated total amount paid monthly		Estimated total amount paid annually	
2,469		\$2,724,647		\$32,695,769	
Age 34 and under	Age 35 through 64	Age 65 through 74	Age 75 and over		
2	224	1,215	1,028		



Education – Participants by program during FY 2023

MGIB-AD	MGIB-SR	DEA	VEAP	Post 9/11	Total participants
109	1,381	1,824	0	5,245	8,559



Insurance

Life insurance payments during FY 2023	Total face value of insurance at the end of FY 2023	Total number of policies at the end of FY 2023
\$11,743,601	\$87,659,746	6,646



Home Loan Guaranty – Loans guaranteed during FY 2023

Number of loans	Total amount of loans
4,170	\$1,174,851,838



Veteran Readiness and Employment – Participants during FY 2023

Total applicants	Number of new plans of service (enrollments)	Number of entitled applicants	Number of program participants	Number of Veterans rehabilitated through independent living	Number of Veterans rehabilitated by obtaining suitable employment
377	165	296	1,261	0	127



Estimated total Veteran population: 44,792

Wyoming



Compensation – Veterans on the rolls at the end of FY 2023

Number of Veterans		Estimated total amount paid monthly	Estimated total amount paid annually	
15,189		\$25,435,078	\$305,220,936	
Age 34 and under	Age 35 through 54	Age 55 through 74	Age 75 and over	
1,458	5,017	5,571	3,141	



Pension – Veterans on the rolls at the end of FY 2023

Number of Veterans		Estimated total amount paid monthly	Estimated total amount paid annually	
227		\$247,233	\$2,966,793	
Age 34 and under	Age 35 through 64	Age 65 through 74	Age 75 and over	
0	31	111	85	



Education – Participants by program during FY 2023

MGIB-AD	MGIB-SR	DEA	VEAP	Post 9/11	Total participants
37	138	264	0	764	1,203



Insurance

Life insurance payments during FY 2023	Total face value of insurance at the end of FY 2023	Total number of policies at the end of FY 2023
\$1,398,702	\$10,440,570	662



Home Loan Guaranty – Loans guaranteed during FY 2023

Number of loans	Total amount of loans
1,095	\$366,158,375



Veteran Readiness and Employment – Participants during FY 2023

Total applicants	Number of new plans of service (enrollments)	Number of entitled applicants	Number of program participants	Number of Veterans rehabilitated through independent living	Number of Veterans rehabilitated by obtaining suitable employment
71	26	53	237	0	29

Puerto Rico

Estimated total Veteran population: 69,667



Compensation – Veterans on the rolls at the end of FY 2023

Number of Veterans		Estimated total amount paid monthly	Estimated total amount paid annually	
32,941		\$82,520,023	\$990,240,276	
Age 34 and under	Age 35 through 54	Age 55 through 74	Age 75 and over	
2,769	8,203	13,962	8,007	



Pension – Veterans on the rolls at the end of FY 2023

Number of Veterans		Estimated total amount paid monthly	Estimated total amount paid annually	
4,152		\$4,389,121	\$52,669,446	
Age 34 and under	Age 35 through 64	Age 65 through 74	Age 75 and over	
0	63	933	3,156	



Education – Participants by program during FY 2023

MGIB-AD	MGIB-SR	DEA	VEAP	Post 9/11	Total participants
43	816	2,138	0	2,061	5,058



Insurance

Life insurance payments during FY 2023	Total face value of insurance at the end of FY 2023	Total number of policies at the end of FY 2023
\$4,082,536	\$30,473,965	2,532



Home Loan Guaranty – Loans guaranteed during FY 2023

Number of loans	Total amount of loans
728	\$157,205,224



Veteran Readiness and Employment – Participants during FY 2023

Total applicants	Number of new plans of service (enrollments)	Number of entitled applicants	Number of program participants	Number of Veterans rehabilitated through independent living	Number of Veterans rehabilitated by obtaining suitable employment
230	64	110	363	1	55



VA



U.S. Department of Veterans Affairs
Veterans Benefits Administration

Estimated total Veteran population: Included on the "other foreign" page

Philippines

Compensation – Veterans on the rolls at the end of FY 2023



Number of Veterans		Estimated total amount paid monthly		Estimated total amount paid annually	
5,751		\$16,946,171		\$203,354,055	
Age 34 and under	Age 35 through 54	Age 55 through 74	Age 75 and over		
130	1,208	3,012	1,401		

Pension – Veterans on the rolls at the end of FY 2023



Number of Veterans		Estimated total amount paid monthly		Estimated total amount paid annually	
226		\$359,589		\$4,315,068	
Age 34 and under	Age 35 through 64	Age 65 through 74	Age 75 and over		
0	17	68	141		

Education – Participants by program during FY 2023



MGIB-AD	MGIB-SR	DEA	VEAP	Post 9/11	Total participants
12	1	493	0	162	668

Insurance



Life insurance payments during FY 2023	Total face value of insurance at the end of FY 2023	Total number of policies at the end of FY 2023
\$697,647	\$5,207,566	451

Home Loan Guaranty – Loans guaranteed during FY 2023



Number of loans	Total amount of loans
0	\$-

Veteran Readiness and Employment – Participants during FY 2023



Total applicants	Number of new plans of service (enrollments)	Number of entitled applicants	Number of program participants	Number of Veterans rehabilitated through independent living	Number of Veterans rehabilitated by obtaining suitable employment
2	0	1	1	0	0

Other Foreign

Estimated total Veteran population: 79,799



Compensation – Veterans on the rolls at the end of FY 2023

Number of Veterans		Estimated total amount paid monthly		Estimated total amount paid annually	
37,409		\$77,473,215		\$929,678,578	
Age 34 and under	Age 35 through 54	Age 55 through 74	Age 75 and over		
3,758	16,432	13,666	3,551		



Pension – Veterans on the rolls at the end of FY 2023

Number of Veterans		Estimated total amount paid monthly		Estimated total amount paid annually	
377		\$421,655		\$5,059,856	
Age 34 and under	Age 35 through 64	Age 65 through 74	Age 75 and over		
0	36	130	211		



Education – Participants by program during FY 2023

MGIB-AD	MGIB-SR	DEA	VEAP	Post 9/11	Total participants
0	30	162	0	400	592



Insurance

Life insurance payments during FY 2023	Total face value of insurance at the end of FY 2023	Total number of policies at the end of FY 2023
\$2,704,736	\$20,189,421	1,335



Home Loan Guaranty – Loans guaranteed during FY 2023

Number of loans	Total amount of loans
252	\$121,890,362



Veteran Readiness and Employment – Participants during FY 2023

Total applicants	Number of new plans of service (enrollments)	Number of entitled applicants	Number of program participants	Number of Veterans rehabilitated through independent living	Number of Veterans rehabilitated by obtaining suitable employment
83	36	60	162	1	7



VA



U.S. Department of Veterans Affairs
Veterans Benefits Administration



**U.S. Department
of Veterans Affairs**
Veterans Benefits
Administration



Regional Office Addresses

Anchorage VA Regional Office 1201 North Muldoon Road Anchorage, AK 99504	AK	Hartford VA Regional Office 555 Willard Avenue, Building 2E – Room 5137 Newington, CT 06111-2693 Mailing Address: P.O. Box 310909 Newington, CT 06131	CT	Chicago VA Regional Office 2122 W. Taylor Street Chicago, IL 60612	IL
Montgomery VA Regional Office 345 Perry Hill Road Montgomery, AL 36109-3798	AL	Wilmington VA Regional Office 1601 Kirkwood Highway Wilmington, DE 19805	DE	Indianapolis VA Regional Office 575 North Pennsylvania Street Indianapolis, IN 46204-1526	IN
Little Rock VA Regional Office 2200 Fort Roots Drive, Building 111 North Little Rock, AR 72114-1756	AR	St. Petersburg VA Regional Office 9500 Bay Pines Boulevard St. Petersburg, FL 33708 Mailing Address: P.O. Box 1437 St. Petersburg, FL 33731	FL	Wichita VA Regional Office Robert J. Dole Regional Office 5500 E. Kellogg Avenue Wichita, KS 67218-1698	KS
Phoenix VA Regional Office 3333 North Central Avenue Phoenix, AZ 85012-2405	AZ	Atlanta VA Regional Office 1700 Clairmont Road Atlanta, GA 30033-4032 Mailing Address: P.O. Box 100026 Decatur, GA 30031-7026	GA	Louisville VA Regional Office 321 West Main Street, Suite 390 Louisville, KY 40202-3835	KY
Oakland VA Regional Office Ronald V. Dellums Federal Building 1301 Clay Street – Suite 1400N Oakland, CA 94612-5209	CA	Honolulu VA Regional Office 459 Patterson Road, East Wing Honolulu, HI 96819	HI	New Orleans VA Regional Office 1250 Polydras Street, Rm 200 New Orleans, LA 70113-2692	LA
San Diego VA Regional Office 8810 Rio San Diego Drive San Diego, CA 92108-1508	CA	Des Moines VA Regional Office 210 Walnut Street – Room 1063 Des Moines, IA 50309-9825	IA	Boston VA Regional Office John F. Kennedy Building Government Center – Room 1265 Boston, MA 02203-0393	MA
Los Angeles VA Regional Office Federal Building 11000 Wilshire Boulevard Los Angeles, CA 90024-3602	CA	Boise VA Regional Office 444 West Fort Street Boise, ID 83702	ID	Baltimore VA Regional Office Federal Building 31 Hopkins Plaza – Room 233 Baltimore, MD 21201-0001	MD
Denver VA Regional Office 155 Van Gordon Street Denver, CO 80228	CO			Togus VA Regional Office One VA Center Augusta, ME 04330-6795	ME



VA



U.S. Department
of Veterans Affairs
Veterans Benefits
Administration

Detroit VA Regional Office Patrick V. McNamara Federal Building 477 Michigan Avenue – Room 1400 Detroit, MI 48226-2591	MI	Lincoln VA Regional Office 3800 Village Drive Lincoln, NE 68516-4198 Mailing Address: PO Box 85816 Lincoln, NE 68501-5816	NE	Muskogee VA Regional Office Federal Building 125 South Main Street Muskogee, OK 74401-7025	OK
St. Paul VA Regional Office Bishop Henry Whipple Federal Building One Federal Drive – Fort Snelling St. Paul, MN 55111-4050	MN	Manchester VA Regional Office Norris Cotton Federal Building 275 Chestnut Street Manchester, NH 03101	NH	Portland VA Regional Office 100 SW Main Street, Floor 2 Portland, OR 97204-2998 Mailing Address: 100 SW Main St FL 2 Portland, OR 97204	OR
St. Louis Records Mgmt. Center 4300 Goodfellow Boulevard Building 104 St. Louis, MO 63120-8950	MO	Newark VA Regional Office 20 Washington Place Newark, NJ 07102-3174	NJ	Philadelphia VA Regional Office 5000 Wissahickon Avenue Philadelphia, PA 19144 Mailing Address: P.O. Box 8079 Philadelphia, PA 19101	PA
St. Louis VA Regional Office 9700 Page Avenue St. Louis, MO 63103	MO	Albuquerque VA Regional Office 500 Gold Avenue, South West Albuquerque, NM 87102-3118	NM	Pittsburgh VA Regional Office 1000 Liberty Avenue Pittsburgh, PA 15222-4004	PA
Jackson VA Regional Office 1600 East Woodrow Wilson Avenue Jackson, MS 39216	MS	Reno VA Regional Office 5460 Reno Corporate Drive Reno, NV 89511	NV	San Juan VA Regional Office 50 Carr 165 Guaynabo San Juan, PR 00968-8024	PR
Ft. Harrison VA Regional Office 3633 Veterans Drive Ft. Harrison, MT 59636	MT	Buffalo VA Regional Office 130 South Elmwood Avenue Buffalo, NY 14202-2478	NY	Providence VA Regional Office 380 Westminster Street Providence, RI 02903-3246	RI
Winston-Salem VA Regional Office Federal Building 251 North Main Street Winston-Salem, NC 27155-1000	NC	New York VA Regional Office 245 W. Houston Street New York, NY 10014-4805	NY	Columbia VA Regional Office 6437 Garners Ferry Road Columbia, SC 29209-2495	SC
Fargo VA Regional Office 2101 Elm Street Fargo, ND 58102	ND	Cleveland VA Regional Office Anthony J. Celebrezze Federal Building 1240 East 9th Street Cleveland, OH 44199-2001	OH	Sioux Falls VA Regional Office 2501 West 22nd Street Sioux Falls, SD 57105	SD



U.S. Department
of Veterans Affairs
Veterans Benefits
Administration



Nashville
VA Regional Office
110 Ninth Avenue, South
Nashville, TN 37203-3817

TN

Houston
VA Regional Office
6900 Almeda Road
Houston, TX 77030-4200

TX

Waco
VA Regional Office
One Veterans Plaza
701 Clay Avenue
Waco, TX 76799-0001

TX

Salt Lake City
VA Regional Office
550 Foothill Drive
Salt Lake City, UT 84113

UT

Roanoke
VA Regional Office
210 Franklin Rd, SW
Roanoke, VA 24011

VA

White River Junction
VA Regional Office
215 North Main Street
White River Junction, VT 05001

VT

Seattle
VA Regional Office
Federal Building
915 Second Avenue, Room 1392
Seattle, WA 98174-1060

WA

Milwaukee
VA Regional Office
5400 W. National Avenue
Milwaukee, WI 53214

WI

Huntington
VA Regional Office
640 Fourth Avenue
Huntington, WV 25701-1340

WV

Cheyenne
VA Benefits Office
2360 E. Pershing Blvd.
Cheyenne, WY 82001-5356

WY

The above address is the
Cheyenne benefits office. The
Denver regional office processes
claims for the state of Wyoming.

Manila
VA Regional Office
U.S. Embassy
1501 Roxas Blvd
Pasay City, Philippines 1302
Mailing Address:
PSC 501
DPOAP 96515

TX

UT

VA

VT

WA

WI

WV

District Offices

Northeast District **MO**
Charles F. Prevedel Federal Bldg,
9700 Page Avenue, Suite 301
St. Louis, MO 63132

Southeast District **TN**
3322 West End, Suite 408
Nashville, TN 37203

Continental District **CO**
155 Van Gordon Street
Lakewood, CO 80228

Pacific District **AZ**
3333 North Central Avenue,
Suite 3026
Phoenix, AZ 85012-2402

Centralized Mail Address

**SMS Janesville Facility –
Centralized Mail**
Department of Veterans Affairs
Claims Intake Center
PO Box 4444
Janesville, WI 53547-4444

Contact Information

Compensation Information:
1-800-827-1000

Department of Veterans Affairs
home page
www.va.gov

Veterans Benefits Administration
home page
benefits.va.gov

Online forms and applications
va.gov



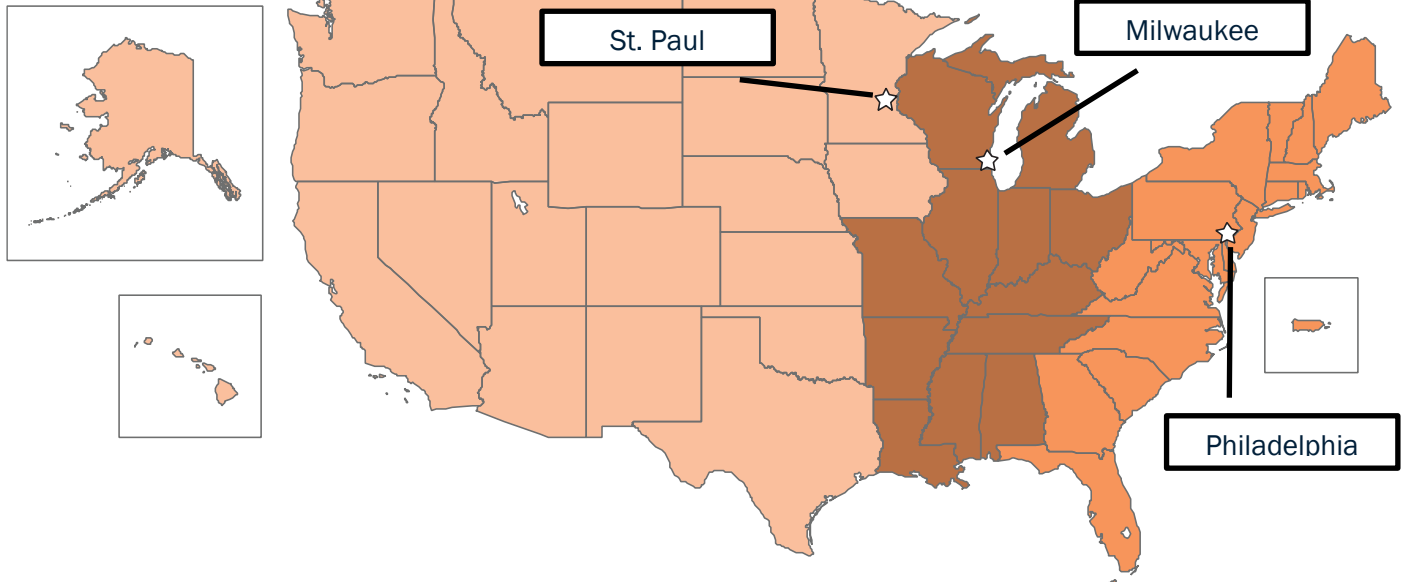
VA



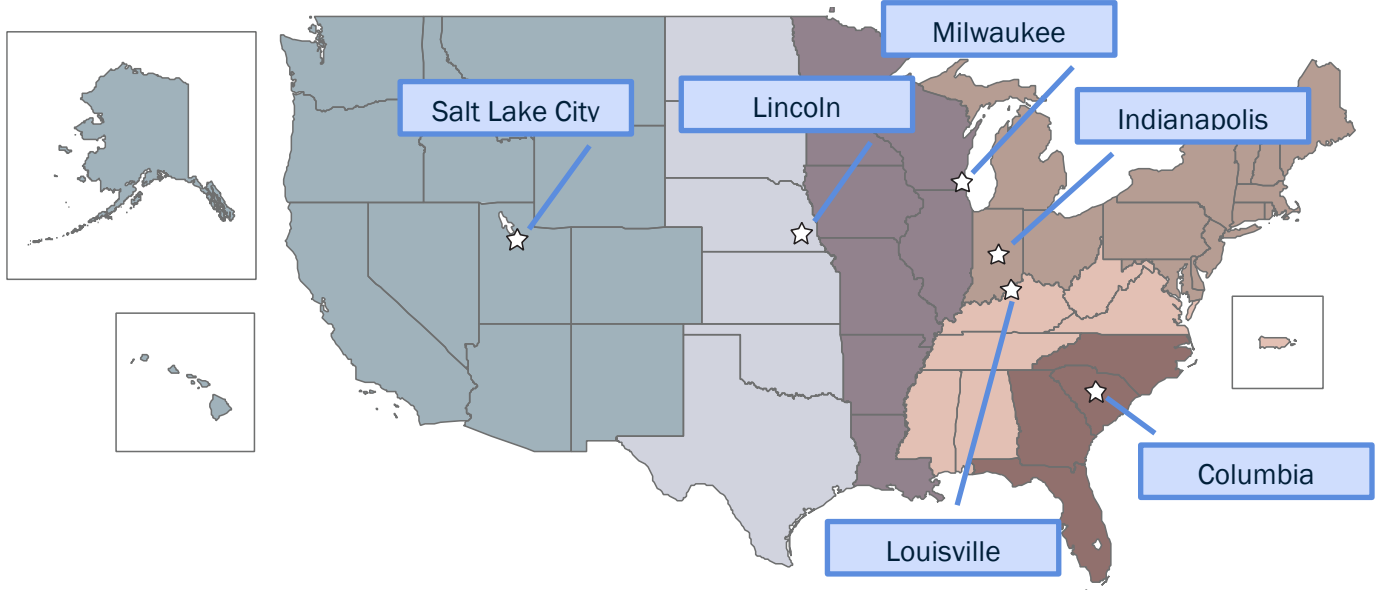
U.S. Department
of Veterans Affairs
Veterans Benefits
Administration

Program Jurisdiction Information/Maps

Pension Management Centers



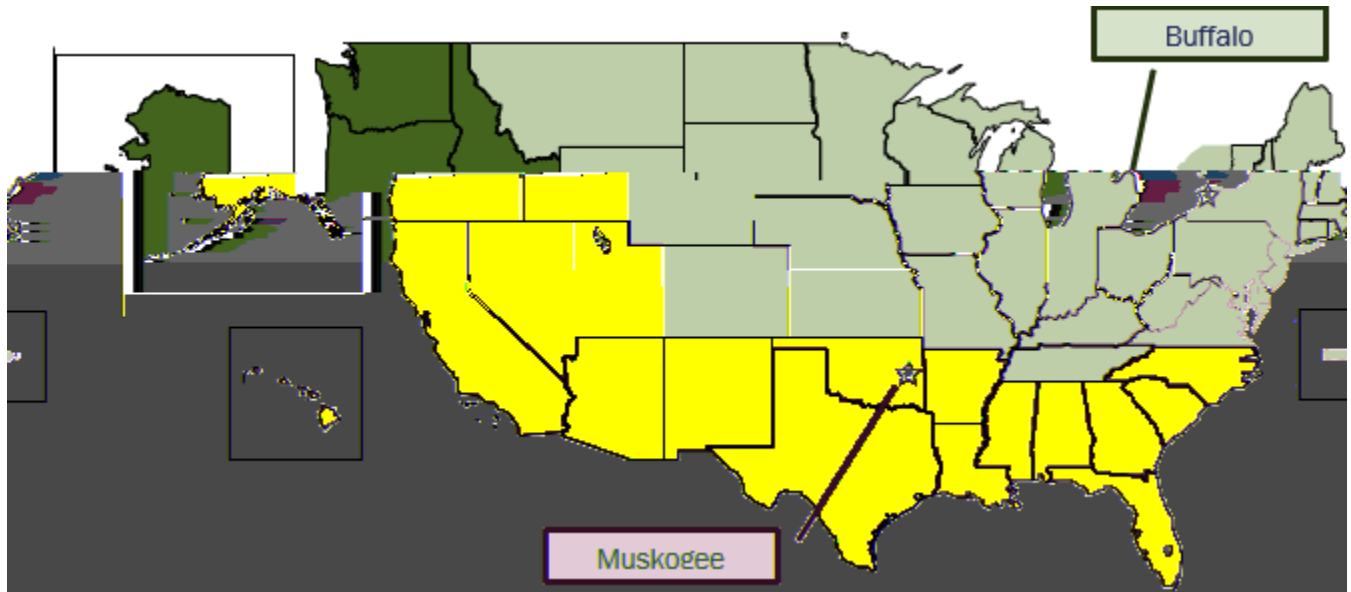
Fiduciary Hubs



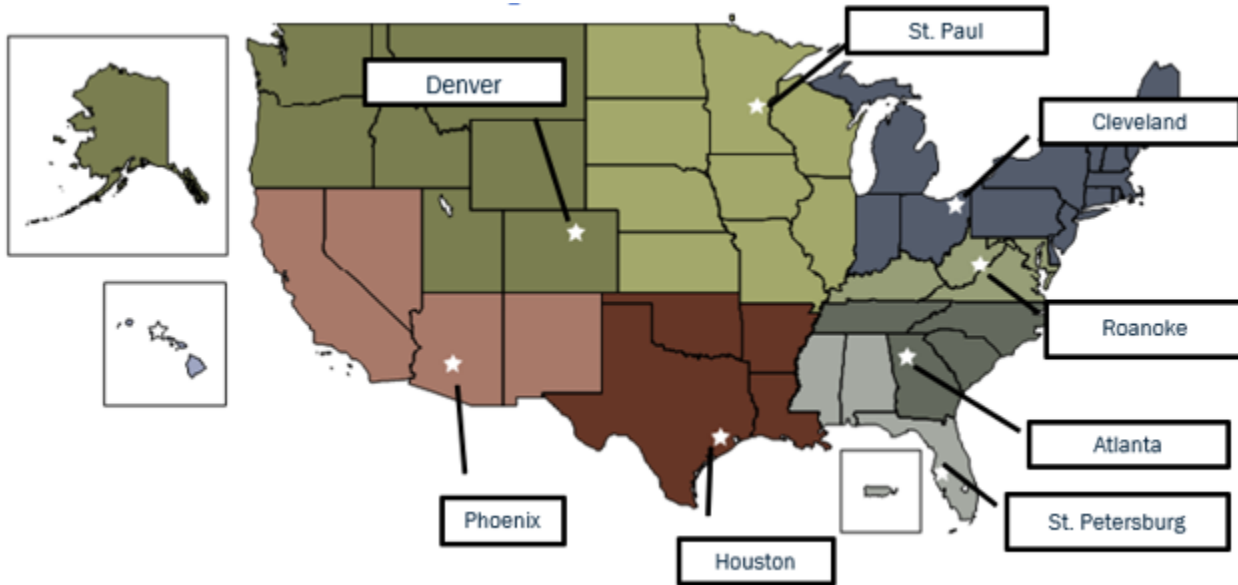
U.S. Department of Veterans Affairs
Veterans Benefits Administration



Education Regional Processing Offices



Regional Loan Centers



Release history

Version & Changes	Date
Data as of	09/30/2023



VA



U.S. Department
of Veterans Affairs
Veterans Benefits
Administration

Glossary

AID AND ATTENDANCE – An additional monetary allowance payable to individuals who are:

In a nursing home or
In need of daily care to help with feeding, dressing, attending to the wants of nature, protecting oneself from hazards of the daily environment, or keeping clean.

APPLICANTS (VR&E) – Veterans or Servicemembers who have applied for Veteran Readiness and Employment (VR&E) services.

BENEFITS DELIVERY AT DISCHARGE (BDD) – Program to assist active duty personnel in filing for VA benefits prior to their separation or retirement from active duty. VBA provides information about VA benefits and assistance in filing benefit claims.

BODY SYSTEMS – Title 38, Code of Federal Regulations, Part 4, classifies the various areas of the body into fifteen (15) different systems as follows:

Musculoskeletal System
Skin
Auditory
Mental Disorders
Digestive System
Neurological Conditions and Convulsive Disorders
Cardiovascular System
Respiratory System
Endocrine System
Genitourinary System
Eye
Infectious Diseases, Immune Disorders, Nutritional Deficiencies
Gynecological Conditions
Dental and Oral Conditions
Hemic and Lymphatic Systems

BUYER STATUS – A first-time homeowner or previous homeowner.

CASH-OUT REFINANCE – This refinancing option is for Veterans and Servicemembers interested in taking cash out of their home equity and can be used to refinance a non-VA loan into a VA loan.

CASH SURRENDER – A policyholder, upon request, receives the cash value that accrued in his/her life insurance policy, and in return surrenders all rights, title, and interest to his/her basic and/or paid-up additional insurance coverage amounts.

CERTIFICATE OF ELIGIBILITY – Verification to the lender that the potential borrower is qualified for a VA-guaranteed loan. The COE can be applied for online through www.ebenefits.va.gov or by contacting the borrower's lender.

CHAPTER 31 BENEFITS – Veteran Readiness and Employment program provides benefits and services to Veterans whose service-connected disabilities limit or prohibit employment options.

CODE OF FEDERAL REGULATIONS (CFR) – VA rules and regulations are contained in Title 38 Code of Federal Regulations (38 CFR). The Secretary of Veterans Affairs is empowered to prescribe all rules and regulations, consistent with existing law, necessary or appropriate to carry out the laws administered by the Department (Section 501, Title 38 USC).

COMBINED DEGREE – The combined degree of disability is expressed as a percentage (from 0 to 100 in increments of 10) and represents the overall disabling effect of a Veteran's service-connected disabilities.

COMPLETED EVALUATION (VR&E) – Eligible Applicants who actively participated in initial evaluation services.

COMPENSABLE ZEROES – Disabilities that are independently evaluated at zero percent disabling but produce an employment handicap to warrant a 10% combined disability evaluation. This evaluation entitles the Veteran to receive disability compensation payments.

COMPUTER SYSTEMS – VBA derives statistical data about Veterans from multiple sources and from various computer systems: e.g. VBA Data Warehouse, VBA's Benefits Delivery Network (BDN), the Beneficiary Identification and Records Locator System (BIRLS); and the Board of Veterans' Appeals Control and Locator System (VACOLS).

DEPENDENTS EDUCATIONAL ASSISTANCE (DEA) – Refers to Dependents Educational Assistance Program (Chapter 35 of the Title 38, U.S. Code). See Survivors and Dependents Educational Assistance.

DEPENDENCY AND INDEMNITY COMPENSATION (DIC) – A monetary death benefit payable to eligible survivors (surviving spouses, children, and/or dependent parents) of Servicemembers who die in service or as a result of a service-connected death.

DEPENDENTS – Qualifying dependents for VA benefit purposes are a Veteran's spouse and child (natural child, adopted child, or stepchild). A Veteran's mother or father may also be considered a dependent generally if there is financial need.

DIAGNOSTIC CODES – VBA uses four-digit numeric codes to signify specific medical conditions. These numeric codes are in 38 CFR, Part 4.

DIRECT LOAN – A home loan made by the Department of Veterans Affairs directly to Veterans. This is distinct from guaranteed loans, which are made by private lenders and guaranteed by VA.

DISABILITY COMPENSATION – A monetary benefit paid to Veterans for service-connected disability.

PENSION – A monetary benefit paid to wartime Veterans who are age 65 or older, or permanently and totally disabled as the result of a non-service-connected disability. In either case, the Veteran's annual income must not exceed the limit set by statute in order to qualify for this benefit.

DISCONTINUED (VR&E) – Situations in which termination of all services and benefits received under Chapter 31 is necessary.

DIVIDEND – A payment to policyholders in participating life insurance programs. It is an allocation of program surplus funds representing the return of premiums not needed to pay claims and expenses, and a distribution of earnings from investment. Dividends are issued annually on the policy anniversary date.

DMDC – The Defense Manpower Data Center maintains the largest archive of personnel, manpower, training and financial data in the Department of Defense (DoD).

NO DOWN PAYMENT OPTION – The VA home loan guaranty program allows the Veteran to enter the home buying market with the option of providing no down payment. This option is intended to help the Veteran afford the purchase of a suitable home.

EDUCATIONAL ASSISTANCE – A monetary benefit available to eligible Veterans, dependents, reservists, and Servicemembers while they are in an approved training program.

EDUCATION REHABILITATIONS (VR&E) – Veteran pursues additional education or training instead of obtaining employment after completing his/her training under Chapter 31.

ELIGIBLE APPLICANTS (VR&E) – Servicemembers or Veterans are eligible if they have a qualifying service-connected disability or memorandum rating.

ELIGIBILITY – VA benefits require that the Veteran be discharged from active military service under "other than dishonorable" conditions. In addition to this general requirement, there are specific statutory and regulatory requirements for each of the five benefit programs; some of these requirements are described in the sections of this report dealing with the respective benefit programs.

EMPLOYMENT HANDICAP (EH) (VR&E) – An impairment of a Veteran's ability to prepare for, obtain, or retain employment consistent with such Veteran's abilities, aptitudes, and interests if the impairment results in substantial part from a service-connected disability. For Veterans within the 12-year basic period of eligibility and rated at 20 percent or more, a finding of employment handicap results in entitlement to Veteran Readiness and Employment Services.



VA



U.S. Department
of Veterans Affairs
Veterans Benefits
Administration

ENTITLED APPLICANTS (VR&E) – Veterans are determined to be entitled when services are needed to assist them to overcome either an employment handicap or serious employment handicap related to their disabling condition.

ENTITLEMENT (EDU) – The number of months the student is eligible for VA education benefits. This number is usually expressed in months and days the student will be eligible for full-time benefits. Entitlement may vary depending on the education program the individual qualifies under. In no event will entitlement exceed 48 months under any combination of education programs.

ENTITLEMENT (C&P) – Once basic eligibility requirements have been met, decisions on entitlement for C&P benefits are based on statutory and regulatory requirements and the evidence of record that documents these requirements have been met.

FACE VALUE – The dollar amount of life insurance money that would be paid upon the death of the Veteran or at the maturity of the policy, subject to adjustments for indebtedness, dividends, premium overpayments, or “paid-up additions.”

FIDUCIARY – An individual or entity who has been appointed by VA to receive VA benefits on behalf of a beneficiary for the use and benefit of the beneficiary and the beneficiary’s dependents.

FIRST-TIME HOMEOWNER – A Veteran using his home loan entitlement to purchase a home for the first time.

FISCAL YEAR (FY) – Any yearly accounting or budgetary period without regard to its relationship to the calendar year. The Department of Veterans Affairs fiscal year is from October 1 through September 30. The year number of the fiscal year is based on the date on September 30.

FORECAST OF PROGRAM LIABILITIES – Future liabilities represent payments that the government is obligated to deliver in future years. This is much like the obligation of a life insurance company to pay the face amount of a standard policy to beneficiaries at the time of the insured person’s death.

FUNDING FEE – A fee, required by law, charged to Veterans who obtain a VA guaranteed home loan.

FSGLI – Family Servicemembers’ Group Life Insurance was established in 2001 to provide Servicemembers, who have Servicemembers’ Group Life Insurance (SGLI) coverage, the opportunity to have life insurance coverage on their spouses and dependent children.

GI BILL OF RIGHTS – Also known as the Servicemen’s Readjustment Act of 1944 (PL 78-346), which authorized the existence of the Home Loan Guaranty Program.

GUARANTEED LOAN – A loan that is federally backed by the VA home loan provision.

GUARANTY CLAIM AMOUNT – The payment amount calculated for foreclosure, deed-in-lieu, and compromise sale claims based upon total eligible indebtedness, maximum guaranty, and credit to the indebtedness (net value or proceeds from the sale, whichever is greater).

HOUSEBOUND – An additional monetary allowance payable to those individuals who are substantially confined to their home or immediate premises as a result of a permanent disability.

INDIVIDUAL UNEMPLOYABILITY – Veterans unable to secure and follow a substantially gainful occupation by reason of service-connected disability will be rated totally disabled, provided that the Veteran has a single disability rated 60% or more or a combined evaluation of at least 70%, with one disability ratable at 40% or higher.



U.S. Department
of Veterans Affairs
Veterans Benefits
Administration



INTEREST RATE REDUCTION REFINANCE LOAN (IRRRL)

– An IRRRL is a VA-guaranteed loan made to refinance an existing VA-guaranteed loan, generally at a lower interest rate than the existing VA loan, and with lower principal and interest payments than the existing VA loan.

KICKERS (EDU) – Amounts contributed by DoD to an education fund on behalf of participants to encourage enlistment or retention in the Armed Forces. (The military services may use different terms such as “Army College Fund” or “Navy College Fund”, etc.) These amounts are added to any other education benefits to which the person may be entitled. Kickers are applicable only to MGIB-AD, MGIB-SR, VEAP and REAP.

LOAN (INS) – An amount borrowed against the cash value of a permanent plan life insurance policy.

LOAN DEFAULTED-GUARANTY CLAIM PAID – Home Loan Guaranty term used when the borrower defaults on the loan and VA pays the home loan guaranty claim.

LOAN GUARANTY PROGRAM – The benefit program whereby VA guarantees a portion of a loan to lenders to facilitate Veterans obtaining a home.

LOAN LIMITS – The amount a qualified Veteran with full entitlement may be able to borrow without making a down payment. While VA does not set a cap on how much can be borrowed, limits exist on the amount of liability VA can assume, which usually affects the amount of money an institution will lend.

MATURED ENDOWMENT – The face amount of life insurance less any indebtedness that is paid to the insured at maturity of the policy, based on the plan of life insurance. The proceeds may be paid as a lump sum or the insured may request installment payments.

MAXIMUM REHABILITATION GAIN (MRG)

(VR&E) – A Veteran has reached MRG when VR&E is able to measure substantial improvement in the Veteran’s circumstances that is directly attributable to services provided to VR&E. Specifically:

- Services contributed to a Veteran obtaining or maintaining employment that does not meet the criteria for rehabilitation, or
- Services substantially improved the circumstances of a Veteran who is not currently employable in a suitable job.

MGIB-AD – The Montgomery GI Bill-Active Duty Educational Assistance Program (Chapter 30 of Title 38, U.S. Code) which provides educational assistance to persons who served on active duty in the Armed Forces.

MGIB-SR – The Montgomery GI Bill-Selected Reserve Educational Assistance Program (Chapter 1606 of Title 10, U.S. Code) which provides educational assistance to members of the Selected Reserve or the Ready Reserve of any of the reserve components of the Armed Forces.

MISUSE (FID) – Misuse occurs in any case in which the fiduciary receives payment of benefits for the use and benefit of a beneficiary and uses any part of such payment for a use other than the use and benefit of the beneficiary or the beneficiary’s dependents.

NSLI – National Service Life Insurance was established in 1940 to meet the insurance needs of World War II Veterans. The program closed in 1951.

ORIGINAL DISABILITY CLAIM – A Veteran’s first claim for disability benefits, either compensation or pension or both. Any subsequent claim is categorized as a reopened or supplemental claim.



VA



U.S. Department
of Veterans Affairs
Veterans Benefits
Administration

PAID-UP ADDITIONS – Policyholders with participating policies can use their annual dividends to purchase additional life insurance. Established in 1972, this is the only way most policyholders may increase their life insurance coverage amount.

PARTICIPANTS (VR&E) – Veterans in any stage of the vocational rehabilitation process after the applicant and evaluation phases have been completed, including: extended evaluation, independent living, job-ready status, rehabilitation to employment, and interrupted. Participants also include those discontinued and rehabilitated from a plan of service.

PEACETIME VETERANS – Veterans who served during a period of time not statutorily defined as a period of war.

PRISONERS OF WAR (POWs) – Veterans who were forcibly detained (confined) by an enemy, foreign government, or hostile force while serving in the active military, naval or air service.

PREVIOUS HOMEOWNER – A person who has had a previous ownership interest in a home.

PROTECTED PENSION – The pension program, both disability and death, replaced by Section 306 Pension, which in turn was replaced by the current pension program under the provisions of PL 95-588. Veterans and survivors receiving either Protected Pension or Section 306 Pension may continue to receive the benefits as long as they continue to meet the basic entitlement requirements of the respective programs.

PURCHASE LOAN – A loan made solely for the purpose for purchasing a home.

RANGE OF DISABILITIES – A disability is evaluated according to the VA Schedule for Rating Disabilities in Title 38, CFR, and Part 4. Extent of disability is expressed as a percentage from 0% (for conditions that exist but are not disabling to a compensable degree) to 100%, in increments of 10%. Most disabilities, however, do not have every 10% increment from 0 to 100.

RATING SCHEDULE – Title 38, CFR Part 4.

REAP – The Reserve Educational Assistance Program (Chapter 1607 of Title 10, U.S. Code) which provides educational assistance to members of the Guard and Reserves who serve on active duty in support of a contingency operation under federal authority on or after September 11, 2001.

REFINANCE – The replacement of an existing debt obligation with a debt obligation, generally with better terms.

REGIONAL OFFICE (RO) – A VA field office composed of divisions which carry out the functions of VBA. Fifty-six such offices exist throughout the United States, Puerto Rico, and the Philippines.

REHABILITATION (VR&E) – A determination that a Veteran has successfully obtained and maintained suitable employment and/or has successfully completed an independent living program.

RESERVIST – A member of a reserve component of one of the Armed Forces who has potential entitlement to certain VA benefits by reason of his or her reserve status, including educational assistance under Title 10 of the United States Code, Chapter 1606.

RESTORED ENTITLEMENT – Previously used entitlement may be restored when a property secured by a VA loan is sold and the loan is paid in full, or when an eligible Veteran transferee agrees to assume the outstanding balance on a VA loan and substitute his/her entitlement for the same amount originally used on the loan.

SDVI – Service-Disabled Veterans Insurance was established in 1951 for Veterans separated from service on or after April 25, 1951, under other than dishonorable discharge conditions, who were approved for a service-connected disability rating of 0% or greater within the last two years. This program closed to new enrollment on December 31, 2022.

SECONDARY MARKET – The financial market where mortgages are bought and sold.

SERVICE-CONNECTED – A disease or injury determined to have occurred in or to have been aggravated by military service.



U.S. Department
of Veterans Affairs
Veterans Benefits
Administration



SERIOUS EMPLOYMENT HANDICAP – A significant impairment, caused in whole or in part by a service-connected disability, in the Veteran’s ability to prepare for, obtain, or retain employment consistent with his or her abilities, aptitudes, and interests.

SERVICEMEMBER – An individual who is currently serving on active duty.

SGLI – Servicemembers Group Life Insurance was established in 1965 to meet the insurance needs of Servicemembers.

SPECIALLY ADAPTED HOUSING GRANT (SAH) – A grant to a seriously disabled Veteran to assist in adapting his or her home to accommodate limitations caused by the disability.

SPECIAL HOUSING ADAPTATION (SHA) – A grant available to disabled Veterans and Servicemembers who have blindness in both eyes, or have anatomical loss or loss of use of both hands, or disability due to severe burns that have limited motion of one or more extremities. The grant assists in adapting their homes to accommodate limitations caused by the disabilities.

SUITABLE EMPLOYMENT (VR&E) – Employment that does not aggravate the Veteran’s disabilities, is stable, and is consistent with his or her pattern of abilities, aptitudes, and interests.

SURVIVORS AND DEPENDENTS EDUCATIONAL ASSISTANCE (DEA) – Under Chapter 35 of Title 38, U.S. Code, a monetary educational benefit payable to eligible dependents and survivors of Veterans.

TITLE 38 CODE OF FEDERAL REGULATIONS – Regulations that pertain to Veterans’ benefits.

TOTAL DISABILITY INCOME (INS) – An option available with some insurance policies that provides for monthly payments to policyholders who, prior to their 65th birthday, have incurred a mental or physical disability which prevents them from performing substantially gainful employment.

TOTAL AND PERMANENT DISABILITY – Total ratings are authorized for any disability or combination of disabilities for which the Schedule of Rating Disabilities prescribes a 100% evaluation or, where less than 100%, the requirements for Individual Unemployability are met. Permanence of total disability is considered to exist when the impairment is reasonably certain to continue throughout the life of the disabled Veteran and generally requires no future medical exams.

TSGLI – The Traumatic Injury Protection Program provides automatic traumatic injury coverage to all Servicemembers covered under the Servicemembers’ Group Life Insurance (SGLI) program. Every member who has SGLI also has TSGLI effective December 1, 2005. This coverage applies to active duty members, reservists, funeral honors duty and one-day muster duty. This benefit is also provided retroactively for members (whether they were insured for SGLI or not) who incurred certain severe losses as a result of a traumatic injury between October 7, 2001, and December 1, 2005.

USGLI – United States Government Life Insurance was established in 1919 to meet the insurance needs of World War I Veterans. This program closed in 1951.

VALIFE – Veterans Affairs Life Insurance was established in 2023 to meet the insurance needs of Veterans with service-connected disabilities. VALife has no medical underwriting and eliminated time limitations for enrollment for service-connected Veterans under age 81.

VEAP – The Veterans Educational Assistance Program (Chapter 32 of Title 38, U.S. Code) is a contributory educational assistance program for Post-Vietnam Era Veterans.

VETERAN – A person who served in the active military, naval, or air service, and who was discharged or released under conditions other than dishonorable.



VA



U.S. Department
of Veterans Affairs
Veterans Benefits
Administration

VETERANS OPPORTUNITY TO WORK (VOW) TO HIRE HEROES ACT OF 2011 – Provides a

seamless transition for Servicemembers, expands education and training opportunities for Veterans, and provides tax credits for employers who hire Veterans with service-connected disabilities.

VETERANS RETRAINING ASSISTANCE PROGRAM (VRAP) – Part of the Veterans

Opportunity to Work (VOW) to Hire Heroes Act of 2011, the Veteran Retraining Assistance Program (VRAP) offered up to 12 months of retraining assistance to unemployed Veterans who are between the ages of 35 and 60 and meet other selected criteria. Training must have been offered at a community college or technical school and lead to an associate's degree or certificate in a high demand field. Authority to pay benefits under this program expired April 1, 2014.

VGLI – Veterans Group Life Insurance was established in 1974 to meet the insurance needs of Veterans after separation from service.

VMLI – Veterans Mortgage Life Insurance was established in 1971 to provide mortgage protection life insurance to severely disabled Veterans who have received grants for the purchase of specially adapted housing.

VR&E – The Veteran Readiness and Employment (VR&E) Program is available to help service-disabled Veterans become employable and live independently.

VRI – Veterans' Reopened Insurance was established in 1965 to provide insurance protection for certain classes of disabled Veterans from World War II and the Korean Conflict. The program closed in 1966.

VSLI – Veterans Special Life Insurance was established in 1951 to meet the insurance needs of Veterans who served during the Korean Conflict and post-Korean era. The program closed in 1956.

ZERO (0) PERCENT DISABILITY – A zero-percent disability rating means that a disability exists and is related to the Veteran's service but is not so disabling that it entitles the Veteran to compensation payments. Also called a non-compensable disability.



U.S. Department
of Veterans Affairs
Veterans Benefits
Administration



Contact Information

Department of Veterans Affairs home page -----www.va.gov
VA Forms-----www.va.gov/vaforms
Frequently Asked Questions-----www.va.gov/resources/
Submit a Question-----ask.va.gov
VA Regional Office Location-----www.va.gov/find-locations
Veterans Crisis Line-----Dial 988 then Press 1
Toll Free Number -----1-800-827-1000
TTY, Federal Relay -----711
Fax Number (inside the U.S.)*: -----1-844-531-7818
Fax Number (outside the U.S.)*: -----1-248-524-4260

Centralized Mail Address**

U.S. Department of Veterans Affairs
Claims Intake Center
PO Box 4444
Janesville, WI 53547-4444

*Include your full name and VA file number on the fax coversheet.

**Include your full name and VA file number on the inside of mailed correspondence (not on envelope).



VA



U.S. Department
of Veterans Affairs
Veterans Benefits
Administration

VETERANS BENEFITS ADMINISTRATION

Annual Benefits Report

FISCAL YEAR 2023



COMPENSATION



**PENSION &
FIDUCIARY**



EDUCATION



INSURANCE



**HOME LOAN
GUARANTY**



**VETERAN
READINESS &
EMPLOYMENT**



**OUTREACH
TRANSITION &
ECONOMIC DEVELOPMENT**

VA



U.S. Department
of Veterans Affairs