



# Pension & Fiduciary

## Veterans Non-Service-Connected Pension and Survivors Pension

Pension is a needs-based benefit designed to provide certain wartime Veterans and their survivors with a minimum level of income that raises their standard of living.

Wartime Veterans who are age 65 or older or have a permanent and total non-service-connected disability, and who have limited income and net worth may be eligible. Veterans who are more seriously disabled may qualify for pension at the increased housebound or aid and attendance (A&A) rates. Surviving spouses and dependent children of deceased wartime Veterans are eligible for monthly pension benefits if they meet the net worth and income requirements.

## The Fiduciary Program

The Fiduciary program provides oversight for VA's most vulnerable beneficiaries who are unable to manage their own VA benefits. Upon appointment by VA, a fiduciary is authorized to receive direct payment of a beneficiary's VA benefits and to disburse funds to creditors and the beneficiary according to the best interests of the beneficiary.



**3 Pension Management Centers**  
**153,568 Veterans and**  
**109,364 Survivors**  
**Receive Pension**  
**Benefits**

### A note on the data:

**The 2023 Annual Benefits Report is based on data from the VBA corporate database.**

**The availability of gender and age data is limited as some records have no gender or birthdate available. Those records are accounted for in the totals for each table but not in the category columns. Please see footnotes for additional information.**

**The Old Law Pension Program and Section 306 Pension Program are closed to new applicants. The term "Other Pension" is used to reference them.**

**Please see the section on page [126](#): "A Note on How the FY 2023 Pension Data is Presented" for important information on the color coding of the data tables.**

**Data regarding the fiduciaries of Veterans and survivors receiving VA benefit payments are stored in the Beneficiary Fiduciary Field System (BFFS) while data regarding claims, benefit types and award amounts for fiduciary related records are stored in the VBA corporate database.**

**Information on the fiduciary program begins on page [142](#).**

## Table of Contents

<b>Pension &amp; Fiduciary</b>	<b>123</b>
A Note on How the FY 2023 Pension Data is Presented	126
Pension Programs	126
Pension Benefits for Veterans	126
Pension Benefits for Surviving Spouses	126
Pension Benefits for Surviving Children	126
Old Law and Section 306 Pension	127
Quick Reference:	128
Recipients and Amounts by Program	128
Recipients by Period of Service	129
Recipients and Amounts by Fiscal Year	129
Veterans Pension Data	130
New Veterans Pension recipients and estimated annual payments	130
by type of pension	
by type of special monthly pension	
by gender	
All Veterans Pension recipients and estimated annual payments	131
by type of pension	
by type of special monthly pension	
by gender	
New Veterans Pension recipients and estimated annual payments	132
by type of special monthly pension and gender	
All Veterans Pension recipients and estimated annual payments	132
by type of special monthly pension and gender	
New Veterans Pension recipients and estimated annual payments	133
by period of service	
All Veterans Pension recipients and estimated annual payments	133
by period of service	
Chart: New recipients compared to all Veterans Pension recipients	133
by period of service	
New Veterans Pension recipients and estimated annual payments	134
by age	
All Veterans Pension recipients and estimated annual payments	134
by age	
Chart: New recipients compared to all Veterans Pension recipients	135
by age	
by estimated average individual amounts paid annually and age	
Survivors Pension Data	136
New Survivors Pension recipients and estimated annual payments	136
by type of pension	
by type of special monthly pension	
by gender	
All Survivors Pension recipients and estimated annual payments	137
by type of pension	
by type of special monthly pension	
by gender	
New Survivors Pension recipients and estimated annual payments	138
by type of special monthly pension and gender	



All Survivors Pension recipients and estimated annual payments by type of special monthly pension and gender	138
New Survivors Pension recipients and estimated annual payments by period of service	139
All Survivors Pension recipients and estimated annual payments by period of service	139
Chart: New recipients compared to all Survivors Pension recipients by Veteran's period of service	139
New Survivors Pension recipients and estimated annual payments by age	140
All Survivors Pension recipients and estimated annual payments by age	140
Chart: New recipients compared to all Survivors Pension recipients by age by estimated average individual amounts paid annually and age	141
<b>Fiduciary</b>	<b>142</b>
Purpose of the Fiduciary Program	142
Number of beneficiaries by beneficiary type	142
Amount of benefits managed by benefit type	142
Number of beneficiaries by fiduciary type	143
Misuse	143
Appendix – Fiduciary Hub Addresses and Regional Offices Served	144
Appendix – Pension Management Center Addresses	145
Appendix – Maps of Fiduciary Hub and Pension Management Center Jurisdiction	146
Contact Information	146

### Release history

Version & changes	Date
Data as of	09/30/2023



## A Note on How the FY 2023 Pension Data is Presented

### New to the Rolls

Individuals who began receiving pension during fiscal year 2023 (October 1, 2022 to September 30, 2023) are considered “new to the rolls” and the tables are outlined in purple.

### On the Rolls

All individuals who are receiving pension on September 30, 2023 are considered “on the rolls” and are outlined in tan/yellow. These tables include “new to the rolls” recipients.

The Office of Performance Analysis and Integrity is available to answer questions regarding the data contained in this report by email at PAI.VBACO@va.gov.

## Pension Programs

### Pension Benefits for Veterans

Wartime Veterans who meet one or more of the following basic eligibility criteria may be entitled to pension benefits:

- Permanent and total disability from non-service-connected causes. Veterans are considered permanently and totally disabled if they are:
  - A patient in a nursing home, or
  - In receipt of Social Security disability benefits, or
  - Unemployable due to disability as determined by VA.
- 65 years of age or older

Entitlement is subject to income and net worth limitations. Additional amounts may be paid to Veterans who have dependents or who, due to disability, are in need of the aid and attendance (A&A) of another person or are housebound.

### Pension Benefits for Surviving Spouses

Surviving spouses of wartime Veterans have basic eligibility for survivors' pension if they meet the income and net worth limitations. Additional amounts may be paid to surviving spouses who have dependents or who, due to disability, are in need of A&A of another person or are housebound.

### Pension Benefits for Surviving Children

Surviving children of wartime Veterans have basic eligibility for survivors' pension if they meet income and net worth limitations and are:

- Unmarried, and
  - Under the age of 18 years, or
  - Between the age of 18 and 23 years and attending an accredited school, or
  - Became permanently incapable of self-support prior to reaching 18 years of age.



U.S. Department  
of Veterans Affairs  
Veterans Benefits  
Administration



## Special Monthly Pension: Aid and Attendance and Housebound

Veterans and survivors who need the A&A of another person or are housebound may be eligible for additional amounts of pension called special monthly pension. Because pension at the A&A and housebound rates is based upon a higher income limit, claimants ineligible for basic pension due to excessive income may be eligible for pension benefits if they are determined to need A&A or are housebound.

### Aid and Attendance (A&A)

- Veterans or surviving spouses may be eligible for pension at the A&A rate if:
  - They require the assistance of another person in order to perform activities of daily living, such as bathing, feeding, dressing, toileting, adjusting prosthetic devices, or protecting themselves from the hazards of their daily environment,  
or
  - They are bedridden, in that their disability or disabilities require that they remain in bed apart from any prescribed course of convalescence or treatment,  
or
  - They are a patient in a nursing home due to mental or physical incapacity,  
or
  - They have corrected visual acuity of 5/200 or less in both eyes, or concentric contraction of the visual field to 5 degrees or less.

### Housebound

- Veterans may be eligible for pension at the housebound rate if:
  - They have a single permanent disability evaluated as 100-percent disabling and,  
or
  - Due to a disability or disabilities, they are permanently and substantially confined to their immediate premises,  
or
  - They have a single permanent disability evaluated as 100-percent disabling and another disability or disabilities, independently evaluated as 60-percent or more disabling.
- Surviving spouses may be eligible for pension at the housebound rate if disability or disabilities permanently and substantially confine them to their immediate premises.

### Old Law and Section 306 Pension

Old Law and Section 306 Pension for Veterans and their surviving spouses and children use laws and regulations different from the current pension program to determine entitlement and the amount of monthly benefits. VA does not accept any new applications for benefits under these older programs. If a beneficiary loses entitlement to Old Law or Section 306 Pension due to changes in circumstances (for example, a change in income), the beneficiary must establish entitlement under the rules of the current Veterans pension or survivors pension program.



**VA**



U.S. Department  
of Veterans Affairs

Veterans Benefits  
Administration





## Quick Reference: Recipients and Amounts by Program

### Totals – new recipients

Veterans who began receiving pension benefits	9,930
Survivors <sup>1</sup> who began receiving pension benefits	13,388
<b>Total</b>	<b>23,318</b>

### Estimated annual amounts paid – new recipients

Benefit program	Number of recipients	Estimated average individual amount paid annually	Estimated total amount paid annually
Veterans Pension	9,930	\$19,729	\$195,906,586
Survivors Pension	13,388	\$14,471	\$193,731,599
<b>Total</b>	<b>23,318</b>	<b>\$16,710</b>	<b>\$389,638,185</b>

### Totals – all recipients

Veterans receiving pension benefits	153,568
Survivors receiving pension benefits	109,364
<b>Total</b>	<b>262,932</b>

### Estimated annual amounts paid – all recipients

Benefit program	Number of recipients	Estimated average individual amount paid annually	Estimated total amount paid annually
Veterans Pension	153,568	\$14,211	\$2,182,329,856
Survivors Pension	109,364	\$10,772	\$1,178,018,969
<b>Total</b>	<b>262,932</b>	<b>\$12,780</b>	<b>\$3,360,348,825</b>

## Recipients by Period of Service



### New improved pension recipients by period of service

	Pre-World War I	World War I	World War II	Korean Conflict	Vietnam Era	Gulf War Era
Veterans Pension	N/A	N/A	1,014	3,496	4,897	523
Survivors Pension	N/A	3	5,170	5,369	2,509	337
<b>Total</b>	<b>N/A</b>	<b>3</b>	<b>6,184</b>	<b>8,865</b>	<b>7,406</b>	<b>860</b>

### All improved pension recipients by period of service

	Pre-World War I <sup>2</sup>	World War I	World War II	Korean Conflict	Vietnam Era	Gulf War Era
Veterans	N/A	N/A	6,042	21,524	110,977	15,025
Survivors	35	777	46,029	35,734	23,875	2,914
<b>Total</b>	<b>35</b>	<b>777</b>	<b>52,071</b>	<b>57,258</b>	<b>134,852</b>	<b>17,939</b>

## Recipients and Amounts by Fiscal Year

### All recipients FY 2019 to FY 2023

Benefit program	2019	2020	2021	2022	2023	% Chg. FY 2022 to 2023
Veterans Pension	239,114	219,587	194,712	173,969	153,568	-11.7%
Survivors Pension	170,037	159,083	139,864	125,740	109,364	-13.0%
<b>Total</b>	<b>409,151</b>	<b>378,670</b>	<b>334,576</b>	<b>299,709</b>	<b>262,932</b>	<b>-12.3%</b>

### All recipients estimated average individual amount paid annually FY 2019 to FY 2023

Benefit Program	2019	2020	2021	2022	2023	% Chg. FY 2022 to 2023
Veterans Pension	\$12,538	\$12,717	\$12,683	\$13,270	\$14,211	7.1%
Survivors Pension	\$8,976	\$9,333	\$9,386	\$9,986	\$10,772	7.9%
<b>Total</b>	<b>\$11,058</b>	<b>\$11,295<sup>3</sup></b>	<b>\$11,305</b>	<b>\$11,892</b>	<b>\$12,780</b>	<b>7.5%</b>

<sup>2</sup> On the rolls survivors of pre-World War I Veterans who served in the Spanish American War (33), the Mexican Border War (2), and Peacetime (0).

<sup>3</sup> Contains a correction to the Annual Benefits Report for FY2020 - FY2022.





## New Veterans Pension recipients and estimated annual payments by type of pension

Type of pension	Number of Veterans	Estimated average individual amount paid annually	Estimated total amount paid annually
Other Pension <sup>4</sup>	NA	NA	NA
Improved Pension	9,930	\$19,729	\$195,906,586
<b>Total</b>	<b>9,930</b>	<b>\$19,729</b>	<b>\$195,906,586</b>

## New Veterans Pension recipients and estimated annual payments by type of special monthly pension

Special monthly pension status	Number of Veterans	% of total <sup>5</sup>	Estimated average individual amount paid annually	Estimated total amount paid annually
With aid and attendance (A&A)	7,896	79.5%	\$22,562	\$178,148,423
With housebound (HB)	34	0.3%	\$11,466	\$389,832
Total with A&A or HB <sup>6</sup>	7,930	79.9%	\$22,514	\$178,538,255
Total without A&A or HB	2,000	20.1%	\$8,684	\$17,368,331
<b>Total all</b>	<b>9,930</b>	<b>100.0%</b>	<b>\$19,729</b>	<b>\$195,906,586</b>

## New Veterans Pension recipients and estimated annual payments by gender

Gender	Number of Veterans	% of total	Estimated average individual amount paid annually	Estimated total amount paid annually
Male Veterans	8,531	85.9%	\$19,655	\$167,674,771
Female Veterans	444	4.5%	\$17,978	\$7,982,249
Gender not indicated	955	9.6%	\$21,204	\$20,249,566
<b>Total</b>	<b>9,930</b>	<b>100.0%</b>	<b>\$19,729</b>	<b>\$195,906,586</b>

<sup>4</sup> The "Other Pension" category groups the Old Law and Section 306 Pension programs, which are no longer open to new applicants.

<sup>5</sup> Percentages may not sum to total due to rounding.

<sup>6</sup> A subtotal of all beneficiaries with aid and attendance or housebound – used in all tables concerning special monthly pension.





### All Veterans Pension recipients and estimated annual payments by type of pension

Type of pension	Number of Veterans	Estimated average individual amount paid annually	Estimated total amount paid annually
Other Pension <sup>7</sup>	280	\$1,831	\$512,748
Improved Pension	153,288	\$14,233	\$2,181,817,107
<b>Total</b>	<b>153,568</b>	<b>\$14,211</b>	<b>\$2,182,329,856</b>

### All Veterans Pension recipients and estimated annual payments by type of special monthly pension

Special monthly pension status	Number of Veterans	% of total <sup>8</sup>	Estimated average individual amount paid annually	Estimated total amount paid annually
With aid and attendance (A&A)	58,112	37.8%	\$20,756	\$1,206,173,737
With housebound (HB)	1,891	1.2%	\$12,081	\$22,845,045
Total with A&A or HB	60,003	39.1%	\$20,483	\$1,229,018,782
Total without A&A or HB	93,565	60.9%	\$10,189	\$953,311,074
<b>Total all</b>	<b>153,568</b>	<b>100.0%</b>	<b>\$14,211</b>	<b>\$2,182,329,856</b>

### All Veterans Pension recipients and estimated annual payments by gender

Gender	Number of Veterans	% of total	Estimated average individual amount paid annually	Estimated total amount paid annually
Male Veterans	141,719	92.3%	\$14,154	\$2,005,844,544
Female Veterans	7,405	4.8%	\$14,608	\$108,171,454
Gender not indicated	4,444	2.9%	\$15,372	\$68,313,858
<b>Total</b>	<b>153,568</b>	<b>100.0%</b>	<b>\$14,211</b>	<b>\$2,182,329,856</b>

<sup>7</sup> The "Other Pension" category groups the Old Law and Section 306 Pension programs, which are no longer open to new applicants.

<sup>8</sup> Percentages may not sum to total due to rounding.





## New Veterans Pension recipients and estimated annual payments by type of special monthly pension and gender<sup>9</sup>

	Special monthly pension status	Number of Veterans	% of gender total	Estimated average individual amount paid annually	Estimated total amount paid annually
Male Veterans	With aid and attendance (A&A)	6,749	79.1%	\$22,533	\$152,074,727
	With housebound (HB)	30	0.4%	\$11,022	\$330,660
	<b>Total with A&amp;A or HB</b>	<b>6,779</b>	<b>79.5%</b>	<b>\$22,482</b>	<b>\$152,405,387</b>
	Total without A&A or HB	1,752	20.5%	\$8,715	\$15,269,385
	<b>Total</b>	<b>8,531</b>	<b>100.0%</b>	<b>\$19,655</b>	<b>\$167,674,771</b>

Female Veterans	With aid and attendance (A&A)	330	74.3%	\$21,162	\$6,983,592
	With housebound (HB)	1	0.2%	\$2,928	\$2,928
	<b>Total with A&amp;A or HB</b>	<b>331</b>	<b>74.5%</b>	<b>\$21,107</b>	<b>\$6,986,520</b>
	Total without A&A or HB	113	25.5%	\$8,812	\$995,729
	<b>Total</b>	<b>444</b>	<b>100.0%</b>	<b>\$17,978</b>	<b>\$7,982,249</b>

## All Veterans Pension recipients and estimated annual payments by type of special monthly pension and gender<sup>9</sup>

	Special monthly pension status	Number of Veterans	% of gender total <sup>10</sup>	Estimated average individual amount paid annually	Estimated total amount paid annually
Male Veterans	With aid and attendance (A&A)	53,011	37.4%	\$20,705	\$1,097,573,448
	With housebound (HB)	1,748	1.2%	\$12,080	\$21,116,673
	<b>Total with A&amp;A or HB</b>	<b>54,759</b>	<b>38.6%</b>	<b>\$20,429</b>	<b>\$1,118,690,121</b>
	Total without A&A or HB	86,960	61.4%	\$10,202	\$887,154,423
	<b>Total</b>	<b>141,719</b>	<b>100.0%</b>	<b>\$14,154</b>	<b>\$2,005,844,544</b>

Female Veterans	With aid and attendance (A&A)	2,920	39.4%	\$20,320	\$59,333,725
	With housebound (HB)	107	1.4%	\$12,027	\$1,286,868
	<b>Total with A&amp;A or HB</b>	<b>3,027</b>	<b>40.9%</b>	<b>\$20,027</b>	<b>\$60,620,593</b>
	Total without A&A or HB	4,378	59.1%	\$10,861	\$47,550,861
	<b>Total</b>	<b>7,405</b>	<b>100.0%</b>	<b>\$14,608</b>	<b>\$108,171,454</b>



**U.S. Department of Veterans Affairs**  
Veterans Benefits Administration

<sup>9</sup> Certain records do not indicate gender information and are not included in the totals.

<sup>10</sup> Percentages may not sum to total due to rounding.



### New Veterans Pension recipients and estimated annual payments by period of service

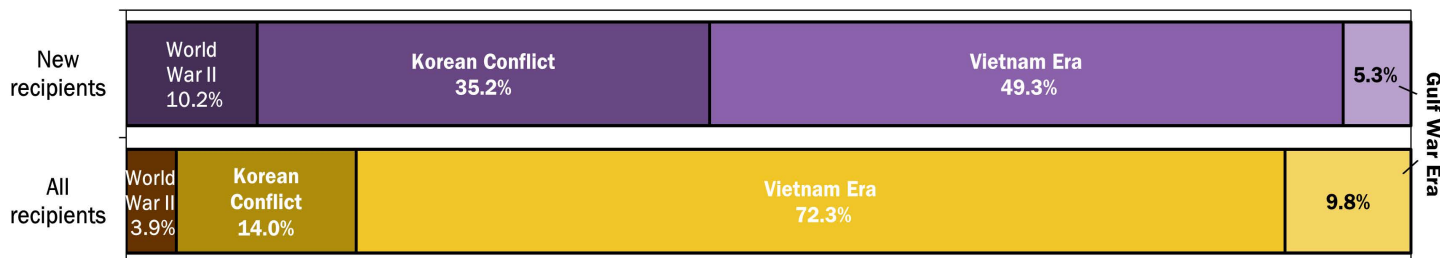
Period of service	Number of Veterans	% of total	Estimated average individual amount paid annually	Estimated total amount paid annually
World War II	1,014	10.2%	\$22,698	\$23,015,453
Korean Conflict	3,496	35.2%	\$22,535	\$78,783,937
Vietnam Era	4,897	49.3%	\$17,551	\$85,948,720
Gulf War Era	523	5.3%	\$15,599	\$8,158,477
<b>Total</b>	<b>9,930</b>	<b>100.0%</b>	<b>\$19,729</b>	<b>\$195,906,586</b>

### All Veterans Pension recipients and estimated annual payments by period of service

Period of service	Number of Veterans	% of total	Estimated average individual amount paid annually	Estimated total amount paid annually
World War II	6,042	3.9%	\$20,374	\$123,102,188
Korean Conflict	21,524	14.0%	\$18,589	\$400,106,973
Vietnam Era	110,977	72.3%	\$12,805	\$1,421,074,407
Gulf War Era	15,025	9.8%	\$15,843	\$238,046,287
<b>Total</b>	<b>153,568</b>	<b>100.0%</b>	<b>\$14,211</b>	<b>\$2,182,329,856</b>

### Chart: New recipients compared to all Veterans Pension recipients by period of service

The chart below displays the distribution of the number of Veterans by period of service. The purple bars in the top row are new recipients and the brown/yellow bars on the bottom row indicate all Veterans receiving pension benefits at the end of the fiscal year.



U.S. Department of Veterans Affairs  
Veterans Benefits Administration



## New Veterans Pension recipients and estimated annual payments by age

Age range	Number of Veterans	% of total <sup>11</sup>	Estimated average individual amount paid annually	Estimated total amount paid annually
Age 34 and under	21	0.2%	\$16,581	\$348,204
Age 35 through 64	432	4.4%	\$15,451	\$6,674,843
Age 65 through 74	1,994	20.1%	\$14,114	\$28,142,424
Age 75 and over	7,483	75.4%	\$21,481	\$160,741,116
<b>Total</b>	<b>9,930</b>	<b>100%</b>	<b>\$19,729</b>	<b>\$195,906,586</b>

## All Veterans Pension recipients and estimated annual payments by age

Age range	Number of Veterans	% of total <sup>11</sup>	Estimated average individual amount paid annually	Estimated total amount paid annually
Age 34 and under	200	0.1%	\$16,972	\$3,394,392
Age 35 through 64	13,777	9.0%	\$15,945	\$219,670,539
Age 65 through 74	69,660	45.4%	\$12,603	\$877,902,009
Age 75 and over	69,930	45.5%	\$15,463	\$1,081,361,836
<b>Total<sup>12</sup></b>	<b>153,568</b>	<b>100%</b>	<b>\$14,211</b>	<b>\$2,182,329,856</b>



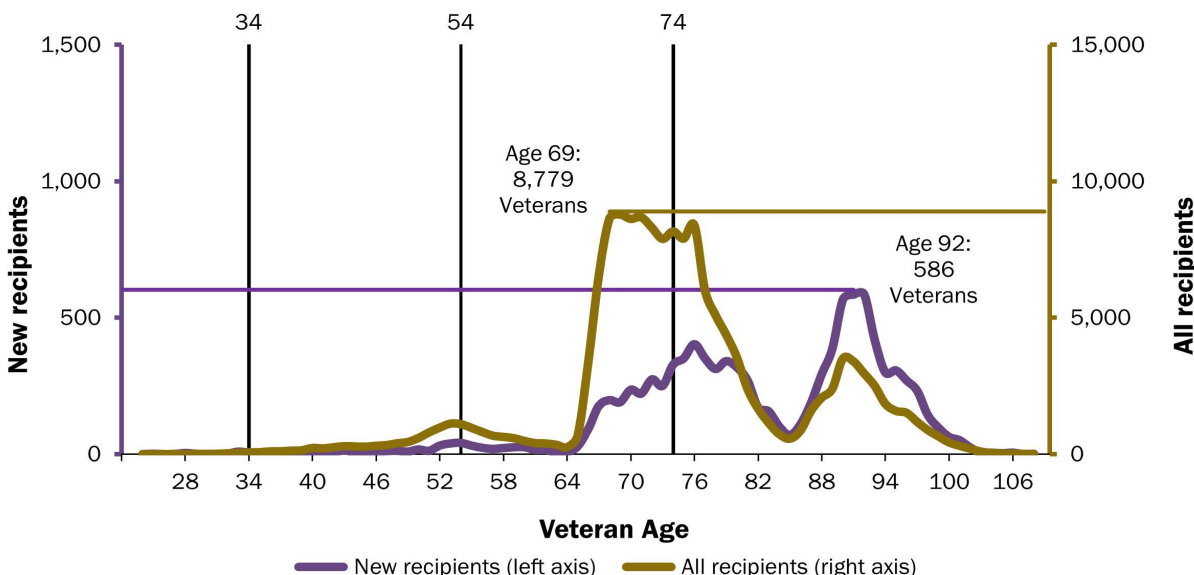
<sup>11</sup> Percentages may not sum to total due to rounding.

<sup>12</sup> Total includes 1 Veteran and \$1,080 in benefits with no date of birth indicated in the award record.



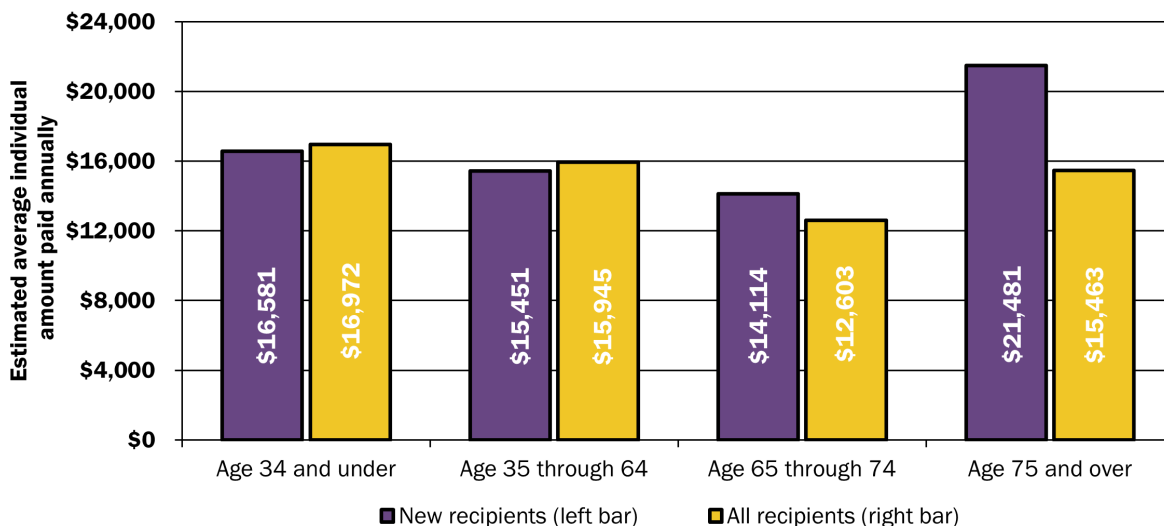
### Chart: New recipients compared to all Veterans Pension recipients by age

The chart below displays the ages of the Veterans who began receiving benefits in FY 2023 (purple line, left axis) vs. the total number of Veterans receiving benefits at the end of the fiscal year (yellow line, right axis).



### Chart: New recipients compared to all Veterans Pension recipients by estimated average individual amounts paid annually and age

The chart below displays the estimated average individual amount paid annually to Veterans who began receiving benefits in FY 2023 (purple bars on the left) vs. the estimated average individual amount paid annually for all Veterans receiving benefits at the end of the fiscal year (yellow bars on the right) by age group.





**New Survivors Pension recipients and estimated annual payments  
by type of pension**

Type of pension	Number of survivors	Estimated average individual amount paid annually	Estimated total amount paid annually
Other Pension <sup>14</sup>	5	\$689	\$3,444
Improved Pension	13,383	\$14,476	\$193,728,155
<b>Total</b>	<b>13,388</b>	<b>\$14,471</b>	<b>\$193,731,599</b>

**New Survivors Pension recipients and estimated annual payments  
by type of special monthly pension**

Special monthly pension status	Number of survivors	% of total <sup>15</sup>	Estimated average individual amount paid annually	Estimated total amount paid annually
With aid and attendance (A&A)	11,825	88.3%	\$15,225	\$180,040,054
With housebound (HB)	17	0.1%	\$7,305	\$124,193
Total with A&A or HB <sup>16</sup>	11,842	88.5%	\$15,214	\$180,164,247
Total without A&A or HB	1,546	11.5%	\$8,776	\$13,567,352
<b>Total all</b>	<b>13,388</b>	<b>100.0%</b>	<b>\$14,471</b>	<b>\$193,731,599</b>

**New Survivors Pension recipients and estimated annual payments  
by gender**

Gender	Number of survivors	% of total	Estimated average individual amount paid annually	Estimated total amount paid annually
Male survivors	102	0.8%	\$13,739	\$1,401,367
Female survivors	11,234	83.9%	\$14,570	\$163,682,337
Gender not indicated	2,052	15.3%	\$13,961	\$28,647,895
<b>Total</b>	<b>13,388</b>	<b>100.0%</b>	<b>\$14,471</b>	<b>\$193,731,599</b>

<sup>13</sup> The term “survivors” throughout this section includes surviving spouses and children.

<sup>14</sup> The “Other Pension” category groups the Old Law and Section 306 Pension programs, which are no longer open to new applicants.

<sup>15</sup> Percentages may not sum to total due to rounding.

<sup>16</sup> A subtotal of all beneficiaries with aid and attendance or housebound – used in all tables concerning special monthly pension.







## All Survivors Pension recipients and estimated annual payments by type of pension

Type of pension	Number of survivors	Estimated average individual amount paid annually	Estimated total amount paid annually
Other Pension <sup>17</sup>	5,191	\$852	\$4,424,985
Improved Pension	104,173	\$11,266	\$1,173,593,984
<b>Total</b>	<b>109,364</b>	<b>\$10,772</b>	<b>\$1,178,018,969</b>

## All Survivors Pension recipients and estimated annual payments by type of special monthly pension

Special monthly pension status	Number of survivors	% of total	Estimated average individual amount paid annually	Estimated total amount paid annually
With aid and attendance (A&A)	66,008	60.4%	\$13,622	\$899,143,563
With housebound (HB)	473	0.4%	\$6,754	\$3,194,584
Total with A&A or HB	66,481	60.8%	\$13,573	\$902,338,147
Total without A&A or HB	42,883	39.2%	\$6,429	\$275,680,822
<b>Total all</b>	<b>109,364</b>	<b>100.0%</b>	<b>\$10,772</b>	<b>\$1,178,018,969</b>

## All Survivors Pension recipients and estimated annual payments by gender

Gender	Number of survivors	% of total	Estimated average individual amount paid annually	Estimated total amount paid annually
Male survivors	973	0.9%	\$7,344	\$7,145,445
Female survivors	79,044	72.3%	\$11,168	\$882,782,124
Gender not indicated	29,347	26.8%	\$9,817	\$288,091,399
<b>Total</b>	<b>109,364</b>	<b>100.0%</b>	<b>\$10,772</b>	<b>\$1,178,018,969</b>

<sup>17</sup> The "Other Pension" category groups the Old Law and Section 306 Pension programs, which are no longer open to new applicants.





## New Survivors Pension recipients and estimated annual payments by type of special monthly pension and gender<sup>18</sup>

	Special monthly pension status	Number of survivors	% of gender total	Estimated average individual amount paid annually	Estimated total amount paid annually
Male survivors	With aid and attendance (A&A)	79	77.5%	\$15,508	\$1,225,111
	With housebound (HB)	N/A	N/A	N/A	N/A
	Total with A&A or HB	79	77.5%	\$15,508	\$1,225,111
	Total without A&A or HB	23	22.5%	\$7,663	\$176,256
<b>Total</b>		<b>102</b>	<b>100.0%</b>	<b>\$13,739</b>	<b>\$1,401,367</b>

Female survivors	With aid and attendance (A&A)	9,938	88.5%	\$15,290	\$151,956,183
	With housebound (HB)	16	0.1%	\$7,744	\$123,905
	Total with A&A or HB	9,954	88.6%	\$15,278	\$152,080,088
	Total without A&A or HB	1,280	11.4%	\$9,064	\$11,602,249
<b>Total</b>		<b>11,234</b>	<b>100.0%</b>	<b>\$14,570</b>	<b>\$163,682,337</b>

## All Survivors Pension recipients and estimated annual payments by type of special monthly pension and gender<sup>18</sup>

	Special monthly pension status	Number of survivors	% of gender total	Estimated average individual amount paid annually	Estimated total amount paid annually
Male survivors	With aid and attendance (A&A)	297	30.5%	\$13,370	\$3,970,891
	With housebound (HB)	5	0.5%	\$6,972	\$34,860
	Total with A&A or HB	302	31.0%	\$13,264	\$4,005,751
	Total without A&A or HB	671	69.0%	\$4,679	\$3,139,695
<b>Total</b>		<b>973</b>	<b>100.0%</b>	<b>\$7,344</b>	<b>\$7,145,445</b>

Female survivors	With aid and attendance (A&A)	48,842	61.8%	\$13,631	\$665,763,031
	With housebound (HB)	409	0.5%	\$6,534	\$2,672,524
	Total with A&A or HB	49,251	62.3%	\$13,572	\$668,435,555
	Total without A&A or HB	29,793	37.7%	\$7,195	\$214,346,569
<b>Total</b>		<b>79,044</b>	<b>100.0%</b>	<b>\$11,168</b>	<b>\$882,782,124</b>



<sup>18</sup> Certain records do not indicate gender information and are not included in the totals.



## New Survivors Pension recipients and estimated annual payments by period of service


Veteran's period of service	Number of survivors	% of total	Estimated average individual amount paid annually	Estimated total amount paid annually
Pre-World War I	N/A	N/A	N/A	N/A
World War I	3	<0.1%	\$12,368	\$37,104
World War II	5,170	38.6%	\$15,109	\$78,112,863
Korean Conflict	5,369	40.1%	\$14,839	\$79,671,841
Vietnam Era	2,509	18.7%	\$12,911	\$32,393,726
Gulf War Era	337	2.5%	\$10,433	\$3,516,065
<b>Total</b>	<b>13,388</b>	<b>100.0%</b>	<b>\$14,471</b>	<b>\$193,731,599</b>

## All Survivors Pension recipients and estimated annual payments by period of service

Veteran's period of service	Number of survivors	% of total	Estimated average individual amount paid annually	Estimated total amount paid annually
Pre-World War I	35	<0.1%	\$4,880	\$170,784
World War I	777	0.7%	\$4,293	\$3,335,571
World War II	46,029	42.1%	\$10,734	\$494,053,407
Korean Conflict	35,734	32.7%	\$11,511	\$411,348,054
Vietnam Era	23,875	21.8%	\$10,059	\$240,164,921
Gulf War Era	2,914	2.7%	\$9,934	\$28,946,232
<b>Total</b>	<b>109,364</b>	<b>100.0%</b>	<b>\$10,772</b>	<b>\$1,178,018,969</b>

### Chart: New recipients compared to all Survivors Pension recipients by Veteran's period of service<sup>19</sup>

The chart below displays the distribution of the number of survivors by the Veteran's period of service. The purple bars in the top row are new recipients and the brown/yellow bars on the bottom row indicate all survivors receiving pension benefits at the end of the fiscal year.



<sup>19</sup> Survivors of Veterans of the Gulf War Era, World War I and Pre-World War I do not make up a significant enough portion of the total to be visible on the chart.



## New Survivors Pension recipients and estimated annual payments by age

Age range	Number of survivors	% of total <sup>20</sup>	Estimated average individual amount paid annually	Estimated total amount paid annually
Age 17 and under	15	0.1%	\$2,530	\$37,956
Age 18 through 34	24	0.2%	\$7,349	\$176,364
Age 35 through 64	701	5.2%	\$9,573	\$6,710,616
Age 65 through 74	760	5.7%	\$11,063	\$8,408,037
Age 75 and over	11,886	88.8%	\$15,007	\$178,367,678
<b>Total<sup>21</sup></b>	<b>13,388</b>	<b>100.0%</b>	<b>\$14,471</b>	<b>\$193,731,599</b>

## All Survivors Pension recipients and estimated annual payments by age

Age range	Number of survivors	% of total <sup>20</sup>	Estimated average individual amount paid annually	Estimated total amount paid annually
Age 17 and under	124	0.1%	\$4,247	\$526,572
Age 18 through 34	161	0.1%	\$8,152	\$1,312,482
Age 35 through 64	12,174	11.1%	\$8,791	\$107,023,629
Age 65 through 74	14,945	13.7%	\$7,355	\$109,920,922
Age 75 and over	81,896	74.9%	\$11,706	\$958,654,540
<b>Total<sup>22</sup></b>	<b>109,364</b>	<b>100.0%</b>	<b>\$10,772</b>	<b>\$1,178,018,969</b>

<sup>20</sup> Percentages may not sum to total due to rounding.

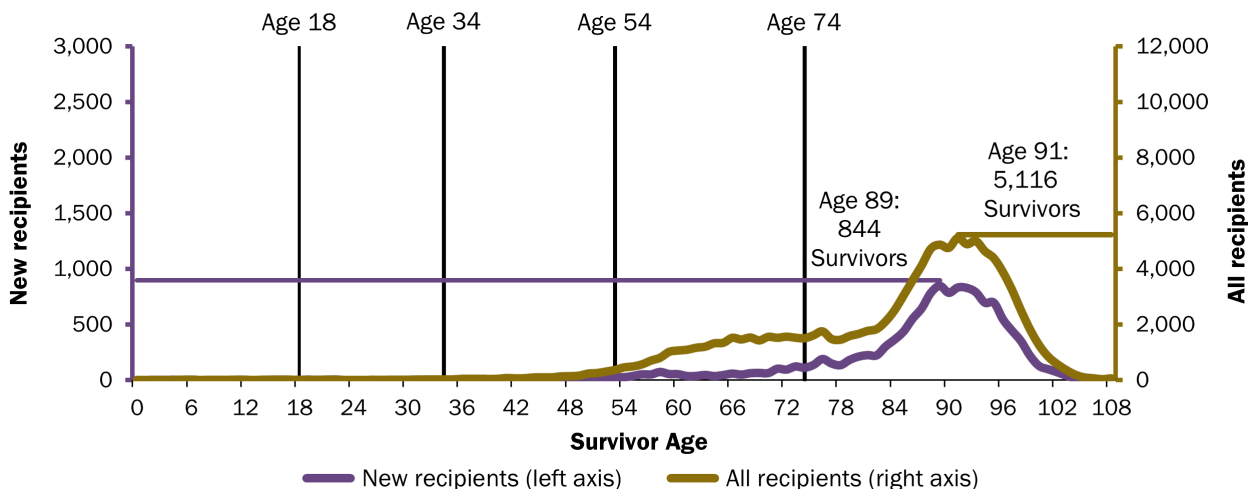
<sup>21</sup> Total includes 2 new survivors and \$30,948 in benefits with no date of birth indicated in the award record.

<sup>22</sup> Total includes 64 survivors and \$580,824 in benefits with no date of birth indicated in the award record.



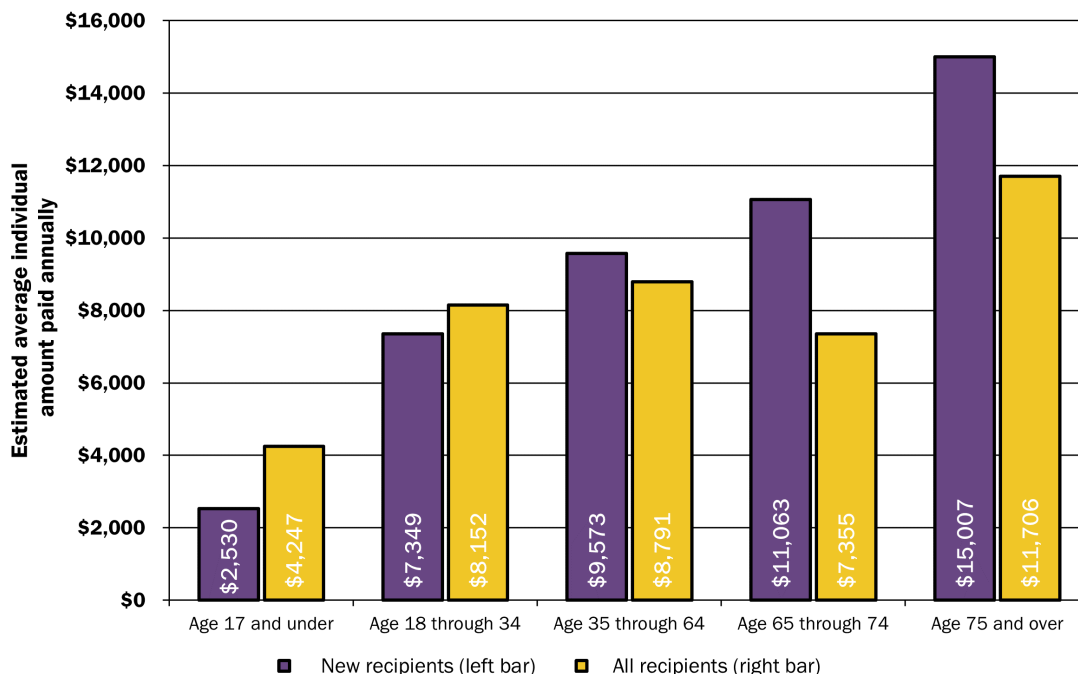
### Chart: New Survivors Pension recipients compared to all Survivors Pension recipients by age

The chart below displays the ages of the survivors who began receiving benefits in FY 2023 (purple line, left axis) vs. the total number of survivors receiving benefits at the end of the fiscal year (yellow line, right axis).



### Chart: New recipients compared to all Survivor Pension recipients by estimated average individual amounts paid annually and age

The chart below displays the estimated average individual amount paid annually to survivors who began receiving benefits in FY 2023 (purple bars on the left) vs. the estimated average individual amount paid annually for all survivors receiving benefits at the end of the fiscal year (yellow bars on the right) broken down by age.





# Fiduciary

## Purpose of the Fiduciary Program



VA's Fiduciary Program provides protection to Veterans and other beneficiaries who are unable to manage their financial affairs. Under this program, VA appoints fiduciaries to manage VA benefits and ensure the welfare and needs of beneficiaries by using the least restrictive, yet most effective payment method. The program closely monitors fiduciaries for compliance with program responsibilities to ensure that VA benefits are being used for the sole purpose of meeting the needs, security, and comfort of beneficiaries and their dependents.

Fiduciary Program totals represent the number of beneficiaries served during the fiscal year.

### Number of beneficiaries by beneficiary type<sup>23</sup>

Beneficiary Type	Number of Beneficiaries
Veteran	66,050
Surviving spouse	25,580
Adult disabled child	8,014
Minor child <sup>24</sup>	3,980
Insurance	551
Dependent parent	34
<b>Total<sup>25</sup></b>	<b>104,209</b>

### Amount of benefits managed by benefit type<sup>26</sup>

Benefit Paid	Estimated total amount paid annually	Estimated average individual amount paid annually
Compensation	\$2,071,834,720	\$44,446
Veterans Pension	\$286,003,055	\$18,212
Survivors Pension	\$229,233,941	\$10,677
Dependency and Indemnity Compensation	\$164,450,287	\$15,835
<b>Total</b>	<b>\$2,751,522,003</b>	

<sup>23</sup> Source: Beneficiary and Fiduciary Directory.

<sup>24</sup> Includes minors in receipt of one-time insurance awards due to being named a beneficiary on an insurance policy.

<sup>25</sup> Includes any beneficiary who received services from VA's fiduciary program during FY 2023.

<sup>26</sup> Source: VBA corporate database.





### Number of beneficiaries by fiduciary type<sup>27</sup>

Relationship	Number of Beneficiaries
VA Appointed Fiduciary	82,852
Spouse Payee	21,179
Supervised Direct Pay	74
Temporary	58
Proposed Fiduciary <sup>28</sup>	46
<b>Total</b>	<b>104,209</b>

### Misuse

During fiscal year 2023, fiduciary personnel conducted 714 misuse investigations, of which 639 fiduciaries were removed. Of the cases VA referred to the VA Office of the Inspector General (OIG), 13 misuse cases were accepted by OIG for further investigation.

OIG reported the following actions have been taken<sup>29</sup>:

- Investigations opened: 13
- Investigations completed and referred to prosecutor's office: 13
- Cases accepted for prosecution: 4
- Cases declined for prosecution: 8
- Cases pending: 1

The number of OIG prosecutorial outcomes during fiscal year 2023<sup>29</sup>.

- Arrests: 3
- Indictments: 6
- Convictions: 10

The amount of funds involved in OIG prosecutorial outcomes during fiscal year 2023<sup>30</sup>:

- The total amount of restitution ordered in cases arising from the misuse of benefits by a fiduciary was \$957,299.
- The total amount of money recovered by the government in misuse cases was \$207,693.
- The total amount of benefits reissued to beneficiaries was \$929,299.

<sup>27</sup> Source: Beneficiary and Fiduciary Directory

<sup>28</sup> Includes beneficiaries awaiting the final determination of incompetency and/or the appointment of a fiduciary.

<sup>29</sup> Includes action taken by OIG on cases referred as of the end of fiscal year 2023. Figures may include cases referred during previous fiscal years.

<sup>30</sup> Source: OIG.



## Appendix – Fiduciary Hub Addresses and Regional Offices Served

### Salt Lake City – UT VA Fiduciary Hub

550 Foothill Dr.  
Salt Lake City, UT 84113  
Regional offices served:

Salt Lake City	UT
Albuquerque	NM
Los Angeles	CA
Anchorage	AK
Oakland	CA
Boise	ID
Phoenix	AZ
Cheyenne	WY
Portland	OR
Denver	CO
Reno	NV
Ft. Harrison	MT
Honolulu	HI
San Diego	CA
Seattle	WA

### Lincoln – NE VA Fiduciary Hub

3800 Village Dr.  
Lincoln, NE 68516  
Regional offices served:

Lincoln	NE
Wichita	KS
Sioux Falls	SD
Muskogee	OK
Fargo	ND
Waco	TX
Houston	TX

### Milwaukee – WI VA Fiduciary Hub

5400 West National Ave.  
Milwaukee, WI 53214  
Regional offices served:

Milwaukee	WI
Little Rock	AR
Des Moines	IA
St. Louis	MO
St. Paul	MN
New Orleans	LA
Chicago	IL

### Louisville – KY VA Fiduciary Hub

321 West Main Street, Suite 390  
Louisville, KY 40202  
Regional offices served:

Louisville	KY
Roanoke	VA
Huntington	WV
Jackson	MS
Nashville	TN
Montgomery	AL
San Juan	PR

### Indianapolis – IN VA Fiduciary Hub

575 North Pennsylvania St.  
Indianapolis, IN 46204  
Regional offices served:

Indianapolis	IN
Detroit	MI
Newark	NJ
Baltimore	MD
Manchester	NH
White River	
Junction	VT
Boston	MA
Pittsburgh	PA
Philadelphia	PA
Wilmington	DE
Hartford	CT
New York	NY
Providence	RI
Buffalo	NY
Togus	ME
Cleveland	OH
Manila	PH

### Columbia – SC VA Fiduciary Hub

6437 Garners Ferry Rd.  
Columbia, SC 29209  
Regional offices served:

Columbia	SC
Winston-Salem	NC
Atlanta	GA
St. Petersburg	FL

Fiduciary Hub Call Center:  
**1-888-407-0144**



U.S. Department  
of Veterans Affairs  
Veterans Benefits  
Administration



## Appendix – Pension Management Center Addresses

### Philadelphia – PA Pension Management Center

5000 Wissahickon Ave.  
Philadelphia, PA 19144

### Milwaukee – WI Pension Management Center

5400 West National Ave.  
Milwaukee, WI 53214

### St. Paul – MN Pension Management Center

1 Federal Drive  
Fort Snelling  
St. Paul, MN 55111

National Pension Call Center:

**1-800-827-1000**



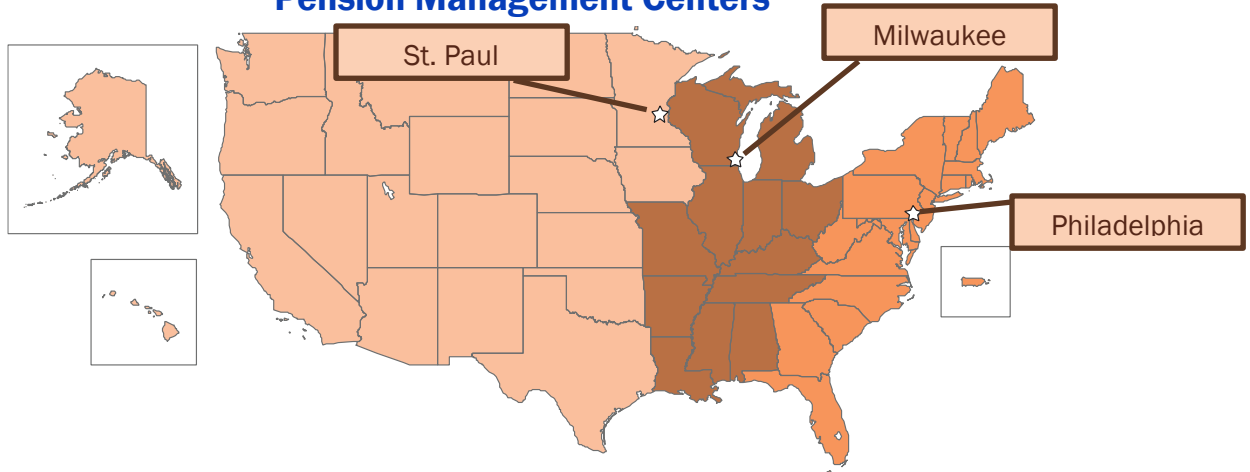
**VA**



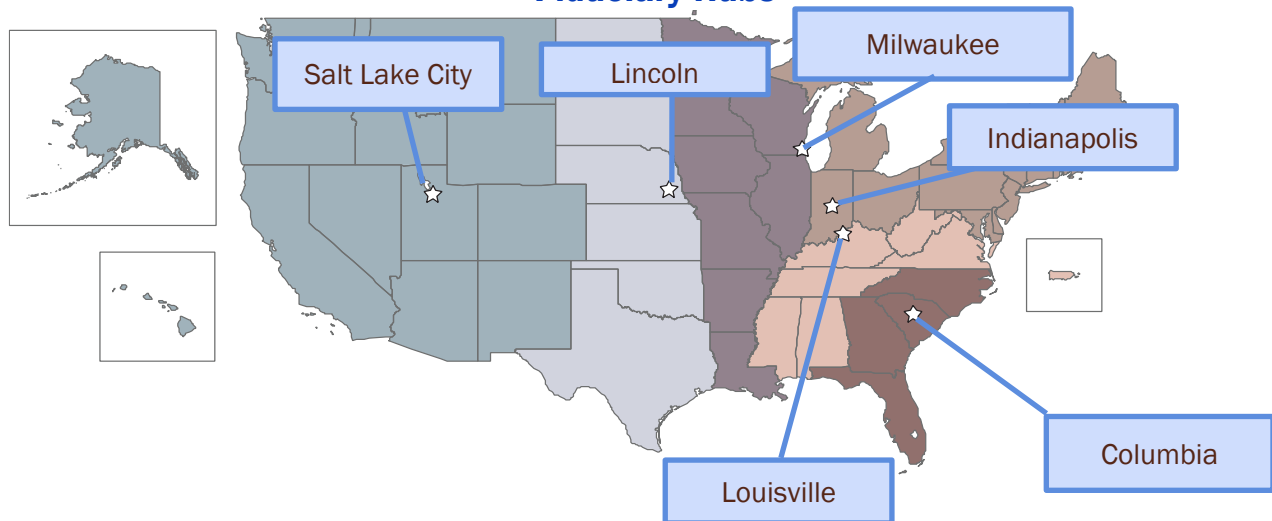
**U.S. Department  
of Veterans Affairs**  
Veterans Benefits  
Administration

## Appendix – Maps of Fiduciary Hub and Pension Management Center Jurisdiction

### Pension Management Centers



### Fiduciary Hubs



### Contact Information

Pension Information:  
**1-800-827-1000**

Fiduciary Information:  
**1-888-407-0144**

Department of Veterans Affairs  
home page  
**www.va.gov**

Veterans Benefits Administration home page  
**benefits.va.gov**

Pension home page  
**benefits.va.gov/pension**

Fiduciary home page  
**benefits.va.gov/fiduciary**

Online forms and applications  
**va.gov**



U.S. Department  
of Veterans Affairs  
Veterans Benefits  
Administration

