

How to respond to the Safety Confirmation

Please respond to the safety confirmation in one of the following ways.

1. Respond using the app(recommended)

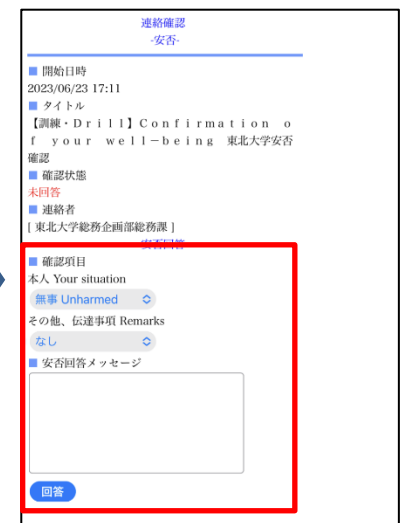
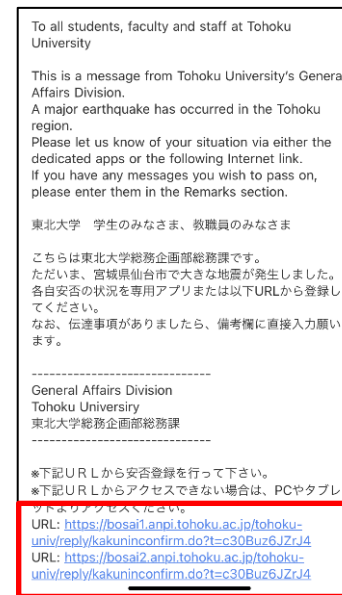
→ Refer to pages 3 and 4 for advance preparation

2. Respond using the URL sent in the safety confirmation email

→ Refer to pages 5~7 for advance preparation

How to respond to the Safety Confirmation

The safety confirmation email and message will be sent according to the following diagram.
Please respond by either using the app or using the URL sent in the email.





Beware of spam mails!

In the event of an emergency, it is often the case that spam emails are sent, claiming to be for the purposes of safety confirmation.
Please respond after you have confirmed that the email has been sent from tohoku-univ@anpi.tohoku.ac.jp

※The notification format varies depending on the model and device settings.

Advance Preparation (App installation)



Download and install the free Emergency Call (エマージェンシーコール) app from the Apple App Store or Google Play Store. When setting up the connection settings, enter your Tohoku University ID and password to receive notifications from the app.

Advance Preparation (App installation)

1. On the initial configuration screen, enter the URL below in blue, for URL(1) and URL(2).
2. Enter your Tohoku University ID and password, then select “Login(ログイン)”.
3. Advance preparation is complete after you have successfully logged in.

URL(1) <https://bosai1.anpi.tohoku.ac.jp/tohoku-univ/>

URL(2) <https://bosai2.anpi.tohoku.ac.jp/tohoku-univ/>

ユーザID (User ID)
Your own Tohoku Univ ID

パスワード (Password)
Tohoku Univ ID Password

It is recommended to turn on the “Save user ID and password” function

14:15 4G+ 86%

緊急連絡/安否確認システム
エマージェンシーコール

サーバアクセス用のURL,ユーザID,パスワードを入力してください。

URL(1) [https://](https://bosai1.anpi.tohoku.ac.jp/tohoku-univ/)

URL(2) [https://](https://bosai2.anpi.tohoku.ac.jp/tohoku-univ/)

ユーザIDとパスワードを保存する
この場合はチェック次回以降、ユーザIDとパスワードの入力を省略する
クを入れてください。
(この設定はログイン後に反映されます)

Copyright ©INFOCOM corp.
Ver.5.5.5

14:19 4G+ 85%

緊急連絡/安否確認システム
エマージェンシーコール

パスワードを入力、サーバアクセス用のURL、ユーザID、パスワードを入力してください。

bosai1.anpi.tohoku.ac.jp/tohoku-univ/ URL(1) <https://bosai1.anpi.tohoku.ac.jp/tohoku-univ/>

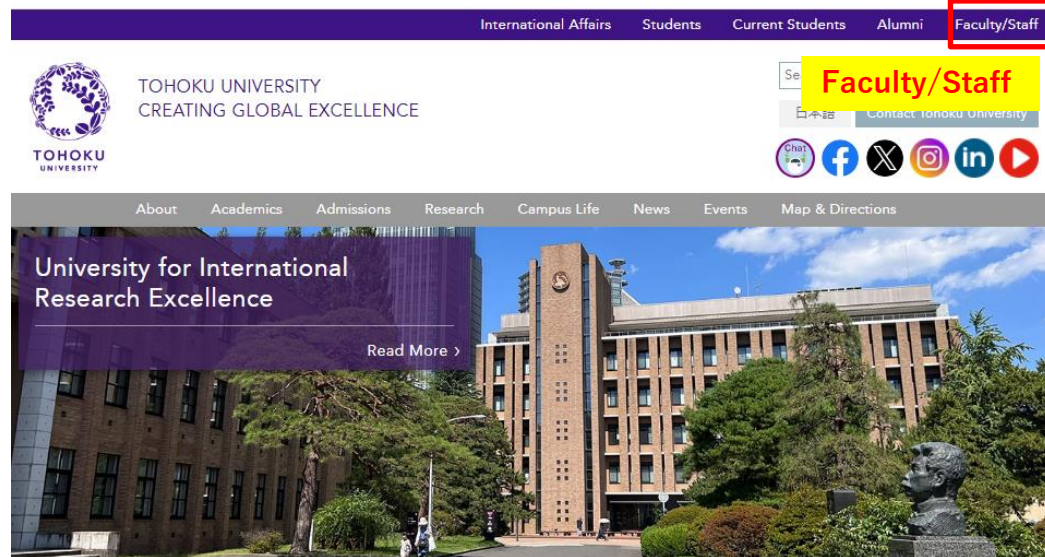
bosai2.anpi.tohoku.ac.jp/tohoku-univ/ URL(2) <https://bosai2.anpi.tohoku.ac.jp/tohoku-univ/>

ユーザIDとパスワードを保存する
この場合はチェック次回以降、ユーザIDとパスワードの入力を省略する
クを入れてください。
(この設定はログイン後に反映されます)

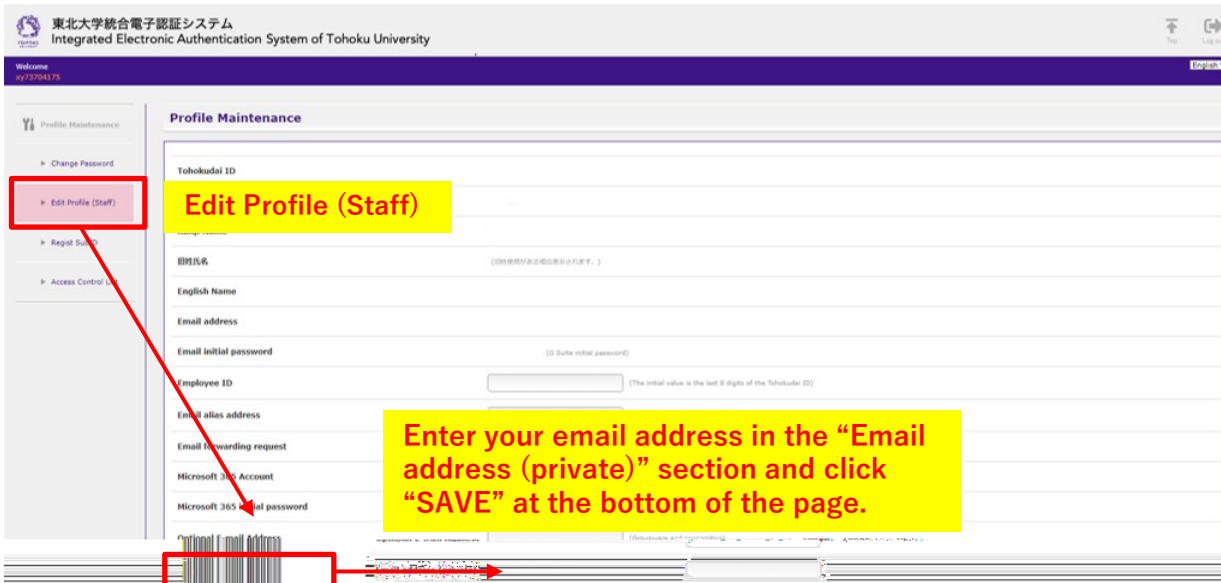
Copyright ©INFOCOM corp.
Ver.5.5.5

Advance Preparation: Email set-up (for faculty and staff)

Safety confirmation emails are sent to your Tohoku University e-mail address(@tohoku.ac.jp), but you can also have them sent to other addresses by following the instructions below.



Login to the faculty/staff groupware using your Tohoku Uni. ID

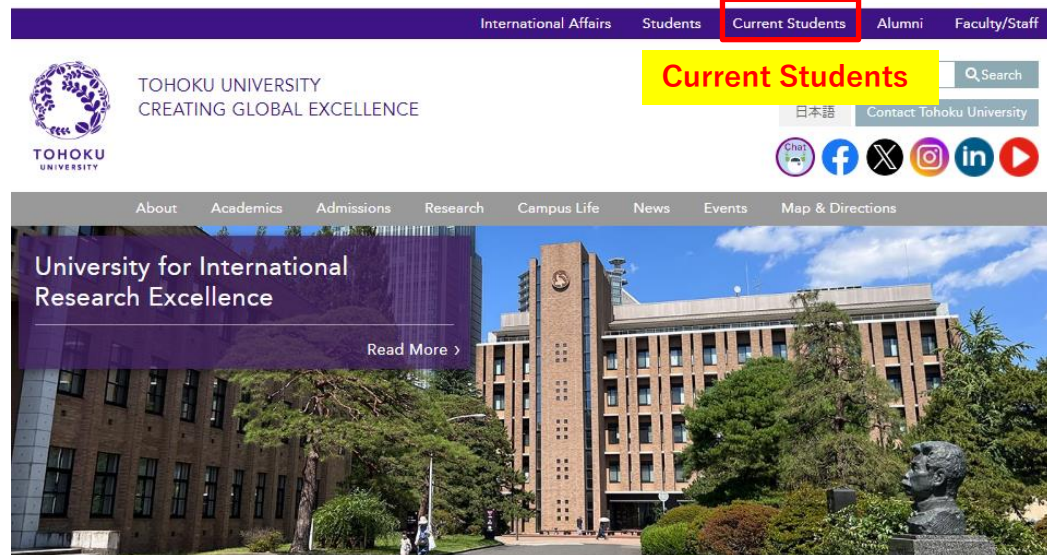


If your spam filter is effective, please make sure that you can receive notifications from the following email address.

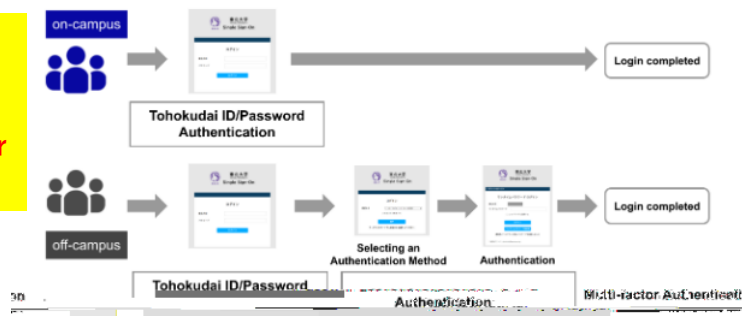
tohoku-univ@anpi.tohoku.ac.jp
(address of the Safety Confirmation System)

Advance Preparation: Email set-up (for students)

Safety confirmation emails are sent to your Tohoku University e-mail address(@dc.tohoku.ac.jp), but you can also have them sent to other addresses by following the instructions below.



Login to the student affairs information system using your Tohoku Uni. ID



Go on to the next page

Advance Preparation: Email set-up (for students)

UNIVERSAL PASSPORT^{RX}
GAKUSEI SERIES

学部生 テスト-san
Previous login:2024/10/10 08:54

setting favorite logout

Common Academic affairs WEBtest Mystep Job

Individual setting 個人設定 [Bsa004]

Set E-mail address Set push information Set theme Set favorite function Set portal display

Set E-mail address

② Set E-mail address

③ Main e-mail address

Set e-mail address for this system

Main e-mail address Optional e-mail address Add

④ Enter e-mail address ↑

⑤ Add

*If you click 'Add' button, the e-mail for checking will be delivered to e-mail address you set.
When you save the e-mail address that you added, please click "Save" button and confirm the setting.

E-mail address	Category
<input type="checkbox"/> gakubu.sei.test.r6@dc.tohoku.ac.jp	Main
<input type="checkbox"/> testmails.gakusei.q5@dc.tohoku.ac.jp	Main

Delete selected rows

⑥ Save Save

*Contact email address: You can set suspension of bulletin delivery.
Contact e-mail address: You cannot set suspension of bulletin delivery.

If your spam filter is effective, please make sure that you can receive notifications from the following email address.
tohoku-univ@anpi.tohoku.ac.jp (address of the Safety Confirmation System)