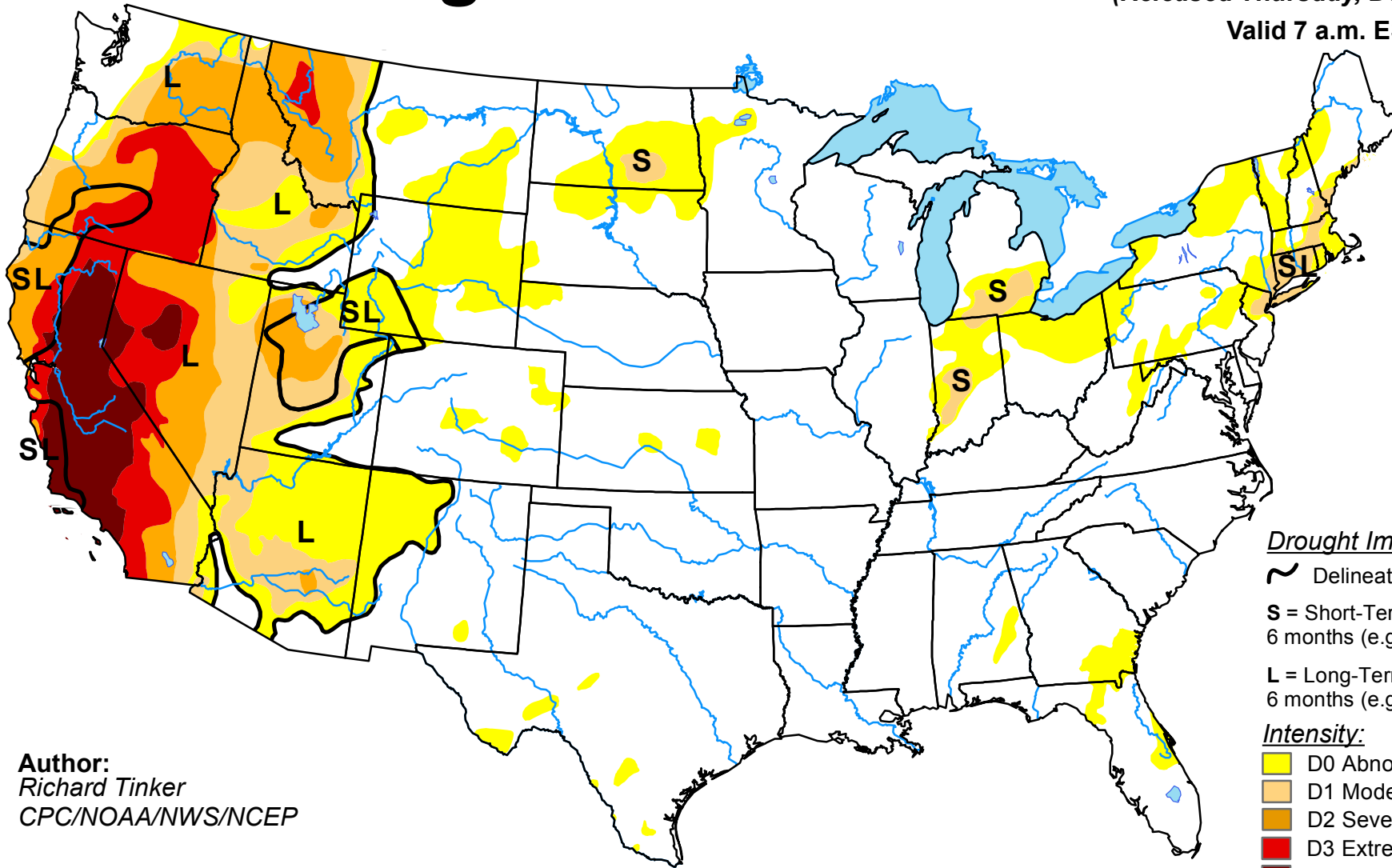



U.S. Drought Monitor

December 15, 2015
 (Released Thursday, Dec. 17, 2015)
 Valid 7 a.m. EST








Author:
 Richard Tinker
 CPC/NOAA/NWS/NCEP

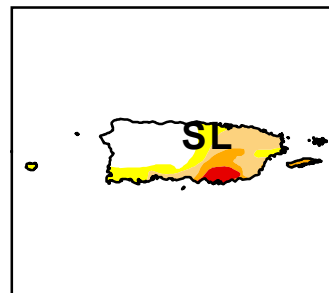
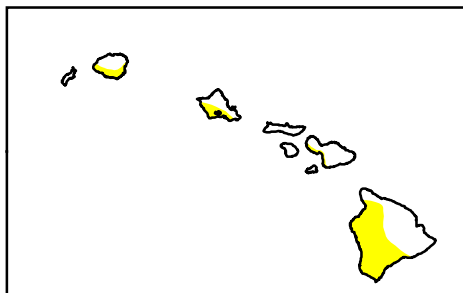
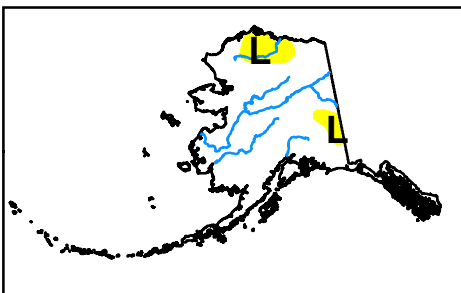
Drought Impact Types:

-  Delineates dominant impacts
- S** = Short-Term, typically less than 6 months (e.g. agriculture, grasslands)
- L** = Long-Term, typically greater than 6 months (e.g. hydrology, ecology)

Intensity:

-  D0 Abnormally Dry
-  D1 Moderate Drought
-  D2 Severe Drought
-  D3 Extreme Drought
-  D4 Exceptional Drought

The Drought Monitor focuses on broad-scale conditions. Local conditions may vary. See accompanying text summary for forecast statements.



<http://droughtmonitor.unl.edu/>