

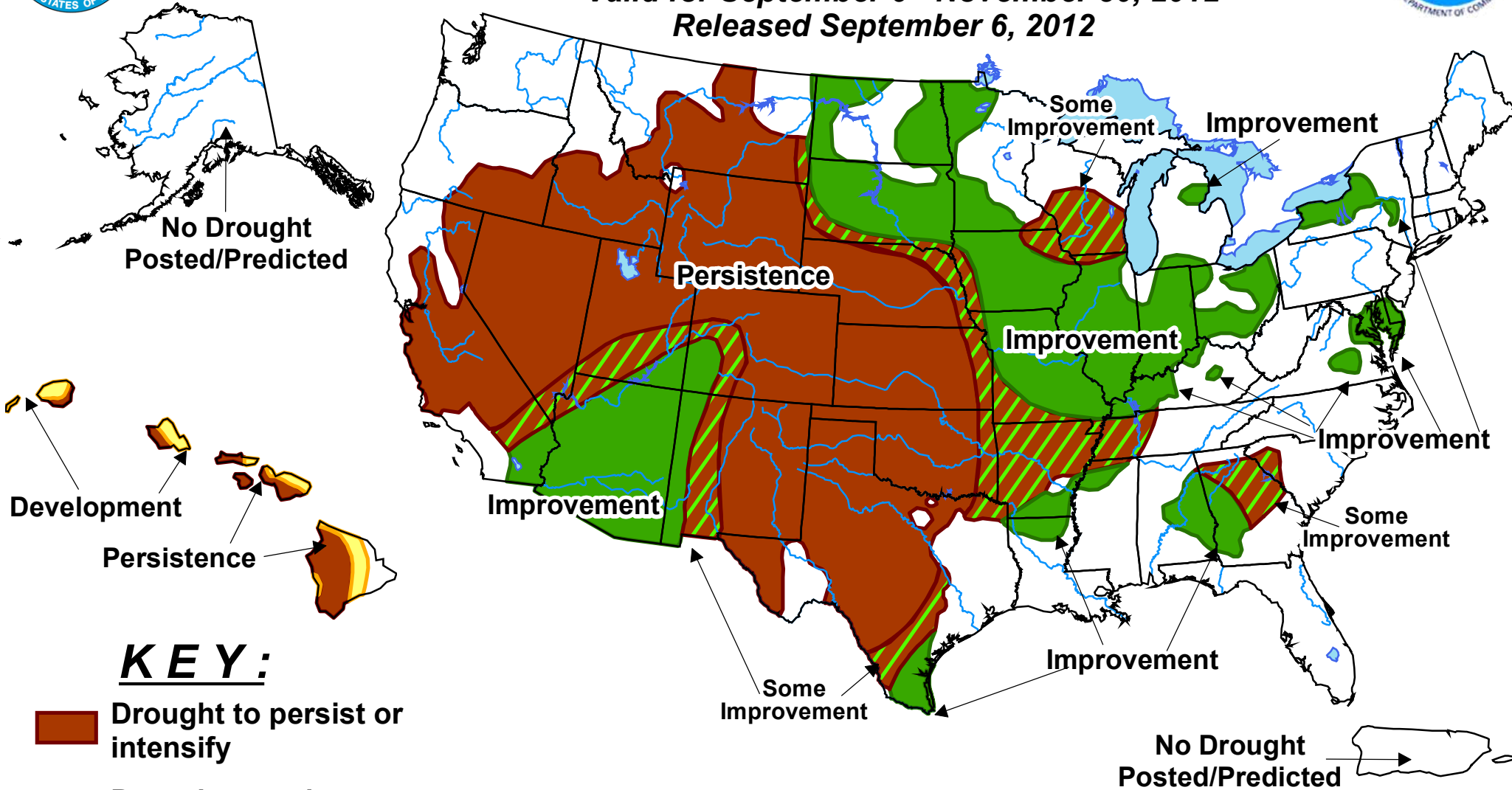


# U.S. Seasonal Drought Outlook





## Drought Tendency During the Valid Period

Valid for September 6 - November 30, 2012

Released September 6, 2012



### KEY:

-  Drought to persist or intensify
-  Drought likely to improve, impacts ease
-  Drought development likely
-  Drought ongoing, some improvement

Depicts large-scale trends based on subjectively derived probabilities guided by short- and long-range statistical and dynamical forecasts. Short-term events -- such as individual storms -- cannot be accurately forecast more than a few days in advance. Use caution for applications -- such as crops -- that can be affected by such events. "Ongoing" drought areas are approximated from the Drought Monitor (D1 to D4 intensity). For weekly drought updates, see the latest U.S. Drought Monitor. NOTE: the green improvement areas imply at least a 1-category improvement in the Drought Monitor intensity levels, but do not necessarily imply drought elimination.