

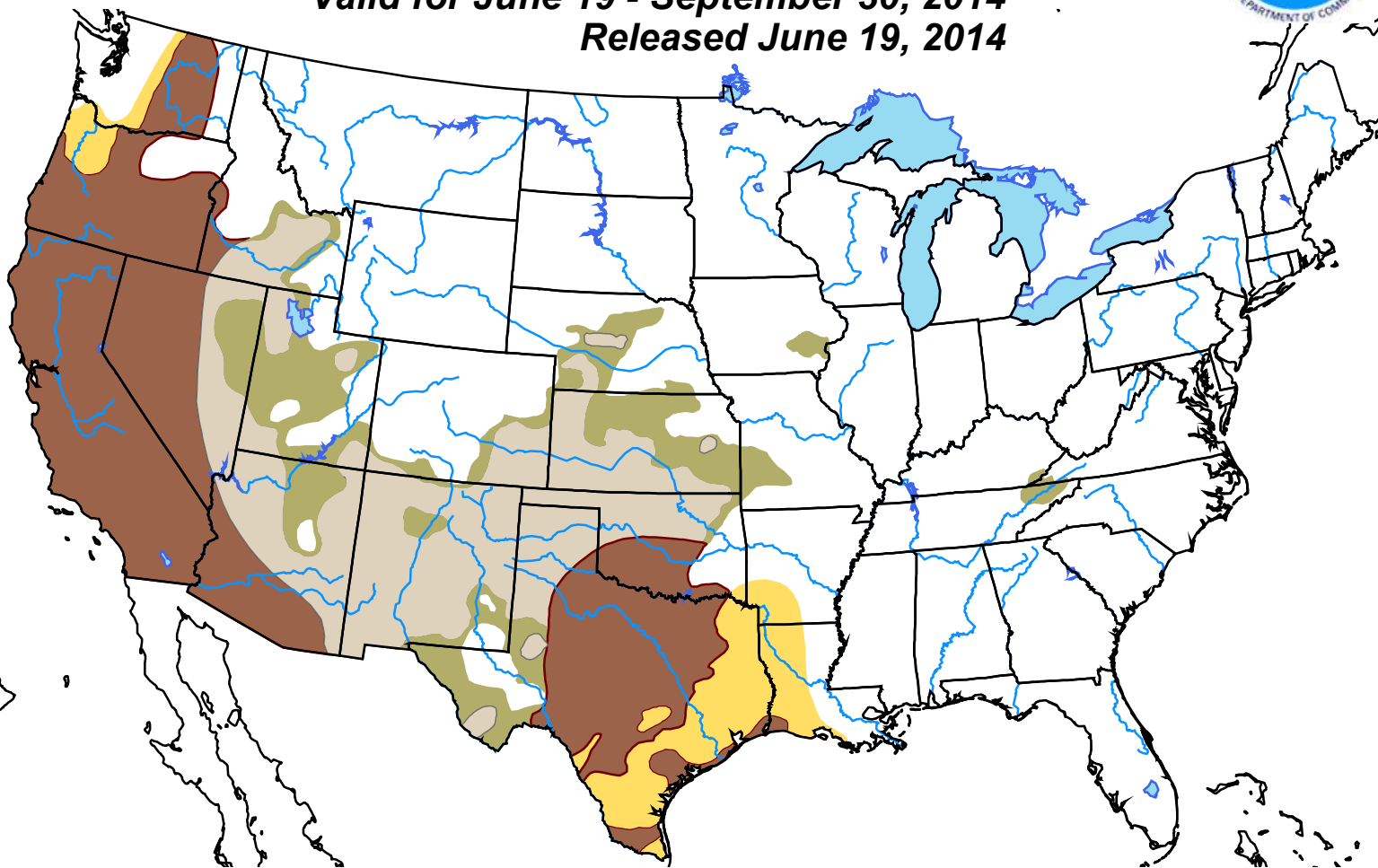


# U.S. Seasonal Drought Outlook





## Drought Tendency During the Valid Period

Valid for June 19 - September 30, 2014

Released June 19, 2014



### KEY:

-  Drought persists or intensifies
-  Drought remains but improves
-  Drought removal likely
-  Drought development likely

Author: David Miskus, Climate Prediction Center, NOAA

[http://www.cpc.ncep.noaa.gov/products/expert\\_assessment/season\\_drought.html](http://www.cpc.ncep.noaa.gov/products/expert_assessment/season_drought.html)

Depicts large-scale trends based on subjectively derived probabilities guided by short- and long-range statistical and dynamical forecasts. Short-term events -- such as individual storms -- cannot be accurately forecast more than a few days in advance. Use caution for applications -- such as crops -- that can be affected by such events. "Ongoing" drought areas are approximated from the Drought Monitor (D1 to D4 intensity).

For weekly drought updates, see the latest U.S. Drought Monitor.

NOTE: The tan area areas imply at least a 1-category improvement in the Drought Monitor intensity levels by the end of the period although drought will remain.

The Green areas imply drought removal by the end of the period (D0 or none)