



DELAWARE

Section A - Voter Registration

Total Registered Voters

675,663

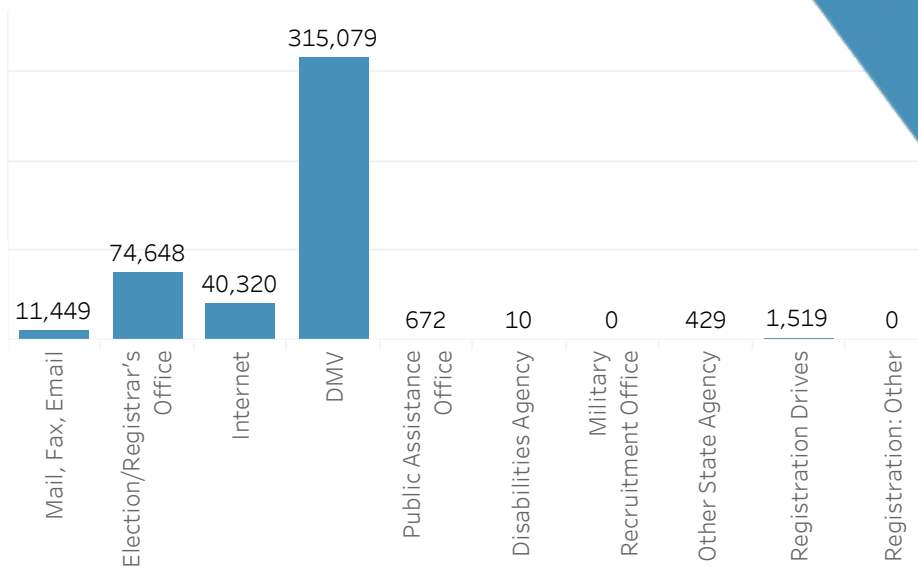
Registration Forms Received

458,644

Confirmation Notifications Sent

29,442

Registration Form Source



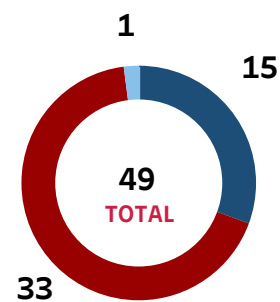
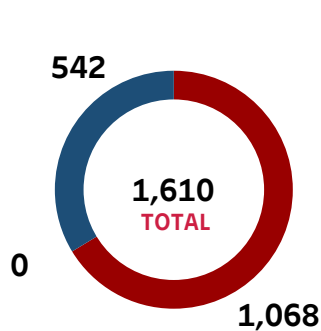
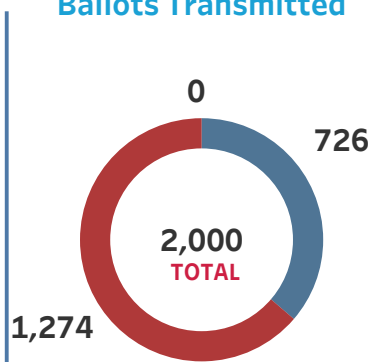
Section B - UOCAVA

Ballots Transmitted

Ballots Counted

Ballots Rejected

- Uniformed Service
- Non-military Overseas
- Other



Section E - Provisional Ballots

Provisional Ballot Total: 296

Section F - Turnout by Method

Turnout Total: 448,217

