

EDA

U.S. ECONOMIC DEVELOPMENT ADMINISTRATION

2019 ANNUAL REPORT



ECONOMIC DEVELOPMENT ADMINISTRATION

Fiscal Year 2019 Annual Report

U.S. DEPARTMENT OF COMMERCE



Dana Gartzke

Performing the Delegated Duties of the Assistant Secretary of Commerce for Economic Development

On March 23, 2020, Secretary Ross appointed EDA Chief of Staff Dana Gartzke as head of the bureau, performing the delegated duties of the Assistant Secretary of Commerce for Economic Development. Mr. Gartzke is responsible for fulfilling the agency's mission of leading the federal economic development agenda. During his nine-month tenure as Chief of Staff, Mr. Gartzke worked to focus the agency on fulfilling President Trump's economic agenda by advancing critical priorities, including Opportunity Zones, disaster recovery and resiliency, infrastructure and workforce development. Mr. Gartzke joined the bureau after twenty-two years in senior staff roles on Capitol Hill.



Message from the Assistant Secretary for Economic Development

I am proud to report to Congress the accomplishments of the U.S. Department of Commerce, Economic Development Administration (EDA) for Fiscal Year (FY) 2019. EDA plays an important role in supporting locally-driven strategies designed to increase private investment and create jobs in communities across the nation, and FY 2019 included significant achievements and successes that can be attributed to the vision of our stakeholders.

Critically in 2019, EDA continued to make significant headway in dispersing the more than \$1 billion appropriated to us by Congress to assist communities impacted by natural disasters from 2017 to 2019. Our catalytic investments are not only helping communities build back but build back stronger and in a way that will ensure their future competitiveness.

We also appreciably increased our focus on supporting President Trump's Opportunity Zone incentive, which was created under the 2017 Tax Cuts and Jobs Act. The Opportunity Zone initiative fits hand in glove with EDA's mission of driving private investment to our nation's most distressed communities to improve the quality of life for those living there. Importantly in 2019, EDA added Opportunity Zones as an Investment Priority, which made them an area of additional focus for grantmaking.

In FY 2019, EDA continued to be an effective steward of the taxpayers' dollars. Based on historical averages, every \$1 of EDA infrastructure funding generates about \$15 in private investment, providing the American taxpayer with a significant return on investment.

We are proud of our work and we are honored to support our partner communities as they work to improve their economic circumstances.



November 30, 2020

The Honorable Michael R. Pence
President of the Senate
Washington, DC 20510



UNITED STATES DEPARTMENT OF COMMERCE
The Secretary of Commerce
Washington, D.C. 2023

Dear Mr. President:

I am pleased to submit the annual report on the activities of the U.S. Economic Development Administration (EDA), U.S. Department of Commerce, for Fiscal Year 2019, in compliance with Section 603 of the Public Works and Economic Development Act of 1965, as amended (42 U.S.C. § 3213).

The report is designed to be a web-based resource. An interactive map allows readers to quickly retrieve the FY 2019 summary and case studies of investments in any given state or territory. With just one click, communities can see the projects EDA has undertaken with local partners in their region and around the country. I have attached a copy of the report for your review. To review the online version, please visit <https://www.eda.gov/annual-reports/>.

Sincerely,

Wilbur Ross



November 30, 2020

The Honorable Nancy Pelosi
Speaker of the House of Representatives
Washington, DC 20515



UNITED STATES DEPARTMENT OF COMMERCE
The Secretary of Commerce
Washington, D.C. 2023

Dear Madam Speaker:

I am pleased to submit the annual report on the activities of the U.S. Economic Development Administration (EDA), U.S. Department of Commerce, for Fiscal Year 2019, in compliance with Section 603 of the Public Works and Economic Development Act of 1965, as amended (42 U.S.C. § 3213).

The report is designed to be a web-based resource. An interactive map allows readers to quickly retrieve the FY 2019 summary and case studies of investments in any given state or territory. With just one click, communities can see the projects EDA has undertaken with local partners in their region and around the country. I have attached a copy of the report for your review. To review the online version, please visit <https://www.eda.gov/annual-reports/>.

Sincerely,

Wilbur Ross



EDA'S Mission

To lead the federal economic development agenda by promoting innovation and competitiveness, preparing American regions for growth and success in the worldwide economy.

EDA investment policy is designed to establish a foundation for sustainable job growth and the building of durable regional economies throughout the United States. This foundation builds upon two key economic drivers - innovation and regional collaboration. Innovation is key to global competitiveness, new and better jobs, a resilient economy, and the attainment of national economic goals. Regional collaboration is essential for economic recovery and prosperity because communities that work together as a region to leverage resources and use their combined strengths to overcome weaknesses will fare better in a global economy than those that do not. EDA encourages its partners around the country to develop new ideas and creative approaches to address rapidly evolving economic conditions.



EDA'S Role

- ✧ Only federal government agency focused exclusively on economic development
- ✧ Plays a critical role in facilitating regional economic development efforts in underserved communities across the nation
- ✧ Guided by the basic principle that sustainable economic development should be locally-driven
- ✧ Builds the capacity for economic development based on local business conditions and needs
- ✧ Invests in planning, technical assistance, and infrastructure construction to leverage existing regional assets to make it easier for businesses to start and grow
- ✧ Provides flexible programs to promote new ideas and creative approaches to advance economic prosperity in distressed communities
- ✧ Provides economic development financial assistance to communities to encourage innovation and entrepreneurship



EDA Leveraging Goals for Private Sector

Section 603(b)(2) of the Public Works and Economic Development Act of 1965, as amended, requires EDA to include in its Annual Report to Congress a discussion of private sector leveraging goals set for investments awarded to (a) rural* and urban economically distressed areas; and (b) highly distressed areas.**

The following information is provided to respond to those requirements.***

(a) EDA's private sector leveraging goal with respect to grants awarded to rural and urban economically distressed areas:

In FY 2019, EDA invested 61.4% percent of its PW and EAA funds, including Revolving Loan Funds (RLF), in Rural* areas which grantees expect will leverage over \$2.7 billion in private investment; 38.6% percent of the funds were invested in Urban areas which grantees expect will leverage over \$1.8 billion in private investment.



EDA Leveraging Goals for Private Sector (*continued*)

EDA has consistently shown sound results in attracting private capital investment in both rural and urban distressed communities.

(b) EDA's private sector leveraging goal with respect to grants awarded to highly distressed areas:

In FY 2019, EDA invested 48.2% of its PW and EAA funds, including RLFs, in highly distressed areas**, which, according to recipient estimates, are projected to generate close \$3.8 billion in private investment.

EDA recognizes that importance of private capital investment for successful economic development and recognizes that importance of maintaining significant flexibility to assist those communities that are taking the first steps toward economic growth. Therefore, EDA often makes prudent investments in areas where leverage ratios are lowest.



EDA Leveraging Goals for Private Sector *(continued)*

*Rural includes investments made to Indian tribes.

**For an area to qualify as being highly distressed, one of the following criteria must be met:
(a) a 24-month unemployment rate of at least 200 percent of the national average, (b) per capita income not more than 60 percent of the national average, or (c) a catastrophic disaster.

***U.S. Department of Defense reimbursable investments and disaster supplemental investments are not included in these calculations.



EDA'S FY 2019 Highlights

- ✧ In FY 2019, EDA invested approximately \$645.8 million in 751 locally-driven economic development projects nationwide. These investments included approximately \$137.8 million in Public Works (PW) and Economic Adjustment Assistance (EAA) (regular) construction projects that communities identified as critical infrastructure enhancements to ensure their long-term competitiveness. These EDA investments incentivized close to \$116.6 million in local matching investments. Grantees expect these investments will help create or retain 27,108 jobs and generate \$4.6 billion in private investment. EDA also supported economic development planning that helped communities make informed decisions regarding their long-term economic growth.
- ✧ In FY 2019, EDA made 260 awards to regions and communities, providing them with close to \$33.6 million to develop such plans.



Notes

- ✧ The data presented in this report represent the official grant data for awards (organized by Applicant State) made by EDA in FY 2019. EDA has verified the data through a reconciliation process, conducted annually, between EDA's grant management systems and the Department of Commerce's accounting system. As such, any previously provided information regarding EDA awards made in FY 2019 should be viewed as a snapshot of the data available at the time of the data request and are subject to any changes, corrections, or updates as reflected within this report. This includes, but is not limited to, revisions to the number, dollar amount, program classification and estimated impacts of specific grant awards.
- ✧ Projects described within individual state entries are provided as illustrative examples. No project preference should be inferred from these examples. EDA uses this report to demonstrate the breadth and diversity of EDA programs and the projects which it funds.
- ✧ EDA did not have any investments in FY 2019 to Northern Mariana Islands, Federated States of Micronesia, Republic of Marshall Islands, or Republic of Palau.



Alabama



Recipient: City of Abbeville Water and Sewer Board

Title of Project: Water Infrastructure Improvements Project

Location of Project: Abbeville, Alabama

EDA Investment: \$1,701,600

Match: \$425,400

Anticipated Impact/Outcome: According to recipient estimates, this project creates 105 jobs and generates \$32 million in private investment.

Brief Project Summary: This EDA investment funds critical wastewater infrastructure improvements needed to serve a sawmill and adjacent commercial development in a designated Opportunity Zone. The project promotes the region's forest and wood products industry cluster and encourages international exports to diversify the local economy.



Alaska



Recipient: City of Nome

Title of Project: Ramp Launch Repair Project

Location of Project: Nome, Alaska

EDA Investment: \$1,692,413

Match: \$423,103

Anticipated Impact/Outcome: According to recipient estimates, this project creates 63 jobs, retains 49 jobs, and generates \$17.6 million in private investment.

Brief Project Summary: This EDA investment funds the repair of a sea vessel launch ramp at the Nome harbor facility. The port is a major service hub for the region and supports a designated Opportunity Zone. The improvement to the infrastructure will enable maritime business enterprises to maintain and expand their operations.



American Samoa



Recipient: American Samoa Government Department of Commerce

Title of Project: Broadband Strategy Project

Location of Project: Pago Pago, American Samoa

EDA Investment: \$100,000

Match: \$0

Anticipated Impact/Outcome: The study will allow the territory to take advantage of emerging opportunities in the telecommunications industry, which will lead to the creation of jobs and businesses throughout the region.

Brief Project Summary: This EDA investment funds a broadband strategy to create the structured initiation, growth and development of knowledge-based industry in American Samoa.





Arizona



Recipient: Arizona State University

Title of Project: Navajo Chapters Renewable Energy Development Technical Assistance Program Project

Location of Project: Navajo Reservation, Arizona

EDA Investment: \$119,146

Match: \$29,793

Anticipated Impact/Outcome: The program will leverage applied research and technical assistance to help communities capitalize on economic development opportunities.

Brief Project Summary: This EDA investment funds the development of a technical assistance program focused on renewable energy development within the Navajo Nation Chapter governments in Window Rock, Arizona, located on the Navajo Reservation. Once completed, this project will foster diversification of the economy and spur job creation in sustainable industries throughout the region's workforce.



Arkansas



Recipient: City of Berryville

Title of Project: Industrial Park Project

Location of Project: Berryville, Arkansas

EDA Investment: \$1,500,000

Match: \$401,100

Anticipated Impact/Outcome: According to recipient estimates, this project creates 320 jobs, retains 90 jobs, generates \$330.5 million in private investment.

Brief Project Summary: This EDA investment funds improvements to streets and drainage along with extending wastewater to the approximately 160 acres. This project will allow existing businesses such as Mid-State Specialty Eggs to continue at their current location.



California



TOMA

Recipient: Blue Lake Rancheria

Title of Project: Toma Resilience Campus and Business Incubator Project

Location of Project: Blue Lake, California

EDA Investment: \$7,872,090

Match: \$0

Anticipated Impact/Outcome: According to recipient estimates, this project creates 34 jobs and generates \$3.15 million in private investment.

Brief Project Summary: This EDA investment funds The Toma Resilience Campus and Business Incubator to provide a working space for local entrepreneurs who have developed products that promote or foster resilience, in areas such as energy independence, disaster recovery, and outdoor recreation, to display and market their products.



Colorado



Recipient: Associated Governments of Northwest Colorado

Title of Project: Innovation Project

Location of Project: Grand Junction, Colorado

EDA Investment: \$200,000

Match: \$200,000 (\$100,000 Local and \$100,000 Other Federal Match)

Anticipated Impact/Outcome: The study will support redevelopment and revitalization in the region.

Brief Project Summary: This EDA investment establishes a long-term recovery analysis that provides a roadmap for increasing demand in the coal industry through innovative coal-derived products in Moffat, Route, and Rio Blanco counties in Colorado and Carbon, Emery, and San Juan counties in Utah.



Connecticut



Recipient: Town of Newtown

Title of Project: Fairfield Hills Sewer Infrastructure Improvements Project

Location of Project: Newtown, Connecticut

EDA Investment: \$914,981

Match: \$914,982

Anticipated Impact/Outcome: According to recipient estimates, this project retains 25 jobs.

Brief Project Summary: This EDA investment funds the install of sewer sanitary mainlines to help industry restructuring and to support a designated Opportunity Zone, which will help create a more resilient business environment, encourage new commercial development, and protect a local wooded preserve.



Delaware



Recipient: Delaware State University

Title of Project: University Center at Delaware State University Project

Location of Project: Dover, Delaware

EDA Investment: \$116,667

Match: \$118,220

Anticipated Impact/Outcome: The project leverages applied research and technical assistance to help communities capitalize on economic development opportunities.

Brief Project Summary: This EDA investment provides technical assistance and research and development tools to increase business productivity, spur innovation, and promote entrepreneurship to help increase long-term regional competitiveness and economic diversification.



District of Columbia



Recipient: International Economic Development Council (IEDC)

Title of Project: Technical Assistance Project

Location of Project: Saint Thomas, U.S. Virgin Islands

EDA Investment: \$400,000

Match: \$100,000

Anticipated Impact/Outcome: The project will help enlarge skilled public/private sector labor force for small and mid-sized enterprises to shore-up the U.S. Virgin Islands and Puerto Rico economies.

Brief Project Summary: This EDA investment supports highly skilled and experienced economic recovery specialists with providing technical assistance to businesses in order to stabilize operations in the wake of Hurricanes Irma and Maria.



Florida



Recipient: City of Pensacola

Title of Project: Airport Hangar Project

Location of Project: Pensacola, Florida

EDA Investment: \$12,250,000

Match: \$36,285,000 (\$18,050,000 Local and \$18,235,000 State)

Anticipated Impact/Outcome: According to recipient estimates, this project creates 400 jobs in the aviation and aerospace industry sector and generates \$7.2 million in private investment.

Brief Project Summary: This EDA investment funds a 173,000 square foot hangar and adjacent taxi ways and infrastructure at the Pensacola International Airport. The project supports state-of-the-art aviation operations as well as a training center for maintenance technology and programs that prepare students for careers in the commercial aviation industry.



Georgia



**FIGURE 2.1-GENERAL PROJECT AREA
SOFKEE INDUSTRIAL PARK
MACON, BIBB GA.**

Recipient: Macon-Bibb County Industrial Authority

Title of Project: Road and Rail Improvements Project

Location of Project: Macon, Georgia

EDA Investment: \$1,889,367

Match: \$1,488,540 (\$12,500 Local and \$1,476,040 State)

Anticipated Impact/Outcome: According to recipient estimates, this project creates 194 jobs and generates \$368 million in private investment.

Brief Project Summary: This EDA investment funds road and rail improvements to Macon-Bibb’s Sofkee Industrial Park to help expand the transportation network that serves several vital industries including a paper product manufacturing company.



Guam



Recipient: Guam Contractors Association Trades Academy, Inc. (GCATA)

Title of Project: Workforce Training Facility Project

Location of Project: Agana Heights, Guam

EDA Investment: \$1,800,000

Match: \$450,000

Anticipated Impact/Outcome: The project will assist GCATA in expanding their facilities to increase the number of students served, which will enable island contractors to source skilled labor domestically.

Brief Project Summary: This EDA investment expands a training academy on the island of Guam, which specializes in skilled trades. Guam is experiencing a critical shortage of skilled workers that was further compounded following Typhoon Mangkhut, due to the forced relocation of many workers because of significant job loss in the area.



Hawaii



Recipient: County of Hawaii

Title of Project: Disaster Recovery Plan Project

Location of Project: Hilo, Hawaii

EDA Investment: \$250,000

Match: \$250,000

Anticipated Impact/Outcome: This project will provide the County with detailed information on the extent of the disasters' damage to the economy and provide well-thought out strategies to aid in economic revitalization.

Brief Project Summary: This EDA investment funds the County of Hawaii Disaster Economic Recovery Plan. The plan will help the County in recovery efforts needed as a result of two major disasters in 2018: the Kilauea Volcano eruption and Hurricane Lane.



Idaho



Recipient: Idaho Rural Water Association

Title of the Project: Idaho Rural Water Association (IRWA) – Technical Training Center Project

Location of the Project: Boise, Idaho

EDA Investment: \$353,280

Match: \$88,320

Anticipated Impact/Outcome: The new facility will allow IRWA to provide quality education and hands-on training to more than 1,500 people annually through a combination of a new Department of Labor-approved apprenticeship program, one-day training classes, and two annual educational conferences.

Brief Project Summary: This EDA investment will construct a 10,808 square foot training facility, warehouse, and office complex for IRWA. This facility will educate students, technicians, and other parties responsible for the operation of public/industrial water and wastewater treatment infrastructure.



Illinois



Recipient: City of West Frankfort

Title of Project: Repurposing West Frankfort Mall Project

Location of Project: West Frankfort, Illinois

EDA Investment: \$2,070,950


Match: \$2,070,950 (\$360,950 Local and \$1,710,000 State)

Anticipated Impact/Outcome: According to recipient estimates, this project creates 218 jobs, retains 208 and generates \$1.56 million in private investment.

Brief Project Summary: This EDA investment funds the repurposing of the city-owned West Frankfort Mall to allow expansion of an employer in the growing healthcare cluster, along with other private employers, as the region diversifies its economy.



Indiana



Recipient: Pike County Progress Partners, Inc.

Title of Project: Buchta Entrepreneurship and Technology Center Project

Location of Project: Petersburg, Indiana

EDA Investment: \$2,060,000

Match: \$515,000

Anticipated Impact/Outcome: According to recipient estimates, this project creates 2 jobs, retains 26 jobs and generates \$650,000 in private investment.

Brief Project Summary: This EDA investment funds the construction of an Entrepreneurship and Technology Center, including a training facility, maker space, and a co-working space to meet the advanced manufacturing needs of the region.



Iowa



Recipient: Mount Pleasant Municipal Utilities

Title of Project: Water Main Project

Location of Project: Mount Pleasant, Iowa

EDA Investment: \$1,087,600

Match: \$1,770,180

Anticipated Impact/Outcome: According to recipient estimates, this project creates 40 jobs and generates \$1.5 million in private investment.

Brief Project Summary: This EDA investment funds the drilling of a new well and construction of a water main that will expand the existing Adams Street water treatment plant and accommodate the expansion plans of a major local food processing business. The project greatly impacted the region by creating job opportunities, attracting private investors, and enhancing the community assets.



Kansas



Recipient: Wichita State University

Title of Project: Purchase of Equipment Project

Location of Project: Wichita, Kansas

EDA Investment: \$2,000,000

Match: \$2,000,000

Anticipated Impact/Outcome: According to recipient estimates, this project creates 150 jobs.

Brief Project Summary: Located in a designated Opportunity Zone, this project helped purchase necessary advanced manufacturing equipment to establish the Automated Technology Laboratory for Advanced Structures (ATLAS) at Wichita State University (WSU). The ATLAS initiative at WSU will help industry leaders in the region increase the quality and production of commercial and defense aircraft.



Kentucky



Recipient: City of Greensburg

Title of Project: Industrial Park Build - Out Project

Location of Project: Greensburg, Kentucky

EDA Investment: \$640,000

Match: \$812,000

Anticipated Impact/Outcome: According to recipient estimates, this project creates 150 jobs and generates \$15 million in private investment.

Brief Project Summary: This EDA investment funds the renovation and expansion of industrial facilities in the Greensburg/Green County Industrial Park in Kentucky to support the growth of manufacturing businesses in a designated Opportunity Zone.



Louisiana



Recipient: Plaquemines Parish Government

Title of Project: Water Intake Pump Station Project

Location of Project: Belle Chasse, Louisiana

EDA Investment Amount: \$4,000,000


Match: \$1,084,450

Anticipated Impact/Outcome: According to recipient estimates, this project creates 625 jobs, retains 6,000 jobs, and generates \$6 million in private investment.

Brief Project Summary: The EDA investment funds the construction of a new water intake pump station for the Belle Chasse Water Treatment Plant (BCWTP). The new raw water intake pump station will supply an expanded water plant that can provide adequate potable water for residents, businesses and thousands of jobs in existing industries as well as the Naval Air Station Joint Reserve Base.



Maine



Recipient: Eastern Slope Airport Authority

Title of Project: Aircraft Hangar Project

Location of Project: Fryeburg, Maine

EDA Investment: \$1,200,000

Match: \$946,146 (\$296,146 Local, \$150,000 State, and \$500,000 Other Federal Funding)

Anticipated Impact/Outcome: According to recipient estimates, this project creates 2 jobs, retains 10 jobs and generates \$1 million in private investment.

Brief Project Summary: This EDA investment funds construction of a new airport hangar adjacent to a designated Opportunity Zone. Provides a secure facility for parking commercial transient aircraft out of the weather and serves as the basis for growth of additional aviation-related businesses.



Maryland



Recipient: City Life Community Builders

Title of Project: Site Improvements Project

Location of Project: Baltimore, Maryland

EDA Investment: \$1,590,658

Match: \$1,590,558 (\$1,090,558 Local and \$500,000 State)

Anticipated Impact/Outcome: According to recipient estimates, this project creates 107 jobs and generates \$43.08 million in private investment

Brief Project Summary: This EDA investment funds the replacement of outdated water, storm, and sanitary sewer infrastructure in a federally designated Opportunity Zone to support the redevelopment of the Hoen Lithograph Complex for use in workforce development, apprenticeship, and business training programs serving the need for trained construction workers in the region.



Massachusetts

Town of Ludlow - Ludlow Mills – Riverside Drive



Recipient: Town of Ludlow

Title of Project: Infrastructure Improvements Project

Location of Project: Ludlow/Hampden, Massachusetts

EDA Investment: \$3,126,750

Match: \$3,126,750

Anticipated Impact/Outcome: According to recipient estimates, this project creates 958 jobs and generates \$90,625,000 in private investment.

Brief Project Summary: This EDA investment funds roadway surface upgrades and water and sewer line expansions to Riverside Drive at Ludlow Mills, located in a designated Opportunity Zone, to help enable companies expand their existing businesses.



Michigan



Recipient: Sault Ste. Marie Tribe of Chippewa Indians

Title of Project: Industrial Manufacturing and Warehousing Space Project

Location of Project: Sault Ste. Marie, Michigan

EDA Investment: \$2,000,000

Match: \$350,000

Anticipated Impact/Outcome: According to recipient estimates, this project creates 4 jobs, retains 2 jobs and generates \$25,000 in private investment.

Brief Project Summary: This EDA investment funds the construction of an industrial manufacturing and warehousing building, to serve as the foundation for regional business attraction led by the Sault Ste. Marie Tribe. The new infrastructure will accommodate the entrepreneurial community by attracting export-oriented companies, which will support job creation and leverage private investment in the region.



Minnesota

Recipient: Grand Portage Reservation Tribal Council

Title of Project: Hat Point Marina Improvements Project

Location of Project: Grand Portage, Minnesota

EDA Investment: \$3,275,155

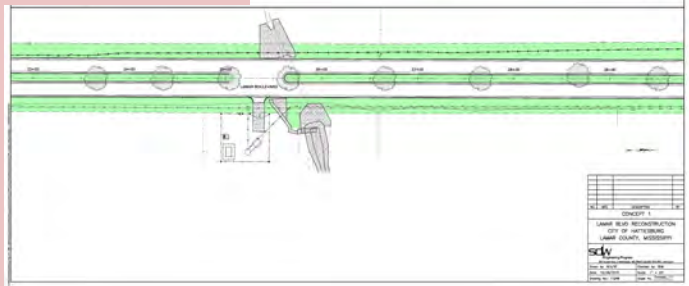
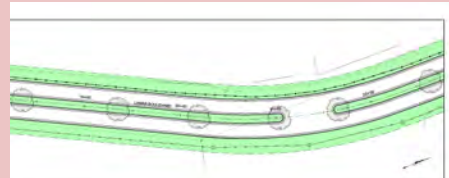
Match: \$2,000,000

Anticipated Impact/Outcome: According to recipient estimates, this project creates 15 jobs and retains 15 jobs.

Brief Project Summary: This EDA investment funds the redevelopment of the Hat Point Marina and Ferry Terminal in Cook County, Minnesota, a federally designated Opportunity Zone. A new building will also be constructed to educate tourists about the Grand Portage Tribe and serve as a fish processing facility for tribal fishing businesses. The project spurs tourism, expands the fishing industry, creates new jobs and encourages private investment.



Mississippi



Recipient: City of Hattiesburg

Title of Project: Roadway Improvements Project

Location of Project: Hattiesburg, Mississippi

EDA Investment: \$1,700,000

Match: \$455,968

Anticipated Impact/Outcome: According to recipient estimates, this project creates 75 jobs, retains 329 jobs and generates \$23 million in private investment.

Brief Project Summary: This investment funds roadway improvements to support increased traffic volume on Lamar Boulevard in Hattiesburg to enhance the area's existing retail, commercial, and service sectors to support economic diversification and build resiliency from future natural disasters.



Missouri



Recipient: Missouri State University

Title of Project: eFactory Incubator Project

Location of Project: Springfield, Missouri

EDA Investment: \$1,250,000

Match: \$1,250,000

Anticipated Impact/Outcome: According to recipient estimates, this project creates 360 jobs and generates \$27 million in private investment.

Brief Project Summary: Located in a designated Opportunity Zone, this EDA investment funds the Missouri State University to add more incubator space at its Robert W. Plaster Free Enterprise Center, which will bolster more entrepreneurship in Southwest Missouri.



Montana



Recipient: Southeastern Montana Development Corporation

Title of Project: Revolving Loan Fund Project

Location of Project: Hammond, Montana

EDA Investment: \$250,000

Match: \$250,000

Anticipated Impact/Outcome: According to recipient estimates, this project creates 22 jobs and generates \$2.56 million in private investment.

Brief Project Summary: This EDA investment establishes a revolving loan fund for Southeastern Montana Development Corporation to provide financing to the coal industries in the counties impacted by the imminent closure of a local power plant. The project will help promote growth and economic development by increasing investment and employment opportunities throughout the region.



Nebraska



Recipient: South Sioux City

Title of Project: Water Storage Facility Project

Location of Project: South Sioux City, Nebraska

EDA Investment: \$2,211,000

Match: \$2,211,000

Anticipated Impact/Outcome: According to recipient estimates, this project creates 145 jobs and generates \$145 million in private investment.

Brief Project Summary: This EDA investment addresses the local and regional need for additional water storage capacity by constructing a \$2.5 million-gallon water storage tank. The project allows industrial expansion in the Roth Industrial Park and makes it possible for businesses to be more operationally efficient.



Nevada



Recipient: UNLV Research Foundation

Title of Project: Harry Reid Research and Technology Park Roadways Infrastructure Improvements Project

Location of Project: Las Vegas, Nevada

EDA Investment: \$1,908,346


Match: \$1,908,346

Anticipated Impact/Outcome: According to recipient estimates, this project creates 426 jobs, retains 11 jobs, and generates \$47 million in private investment.

Brief Project Summary: This EDA investment funds infrastructure improvements of roadways to serve the Harry Reid Research and Technology Park, supporting a designated Opportunity Zone in Las Vegas, Nevada. By adding stormwater drainage and expanding roads, the project will help advance business innovation and entrepreneurial activity, which will lead to the creation of jobs and diversification of the local economy.



New Hampshire



Recipient: Town of Seabrook

Title of Project: Bulkhead Repair Project

Location of Project: Seabrook, New Hampshire

EDA Investment: \$695,965

Match: \$695,966

Anticipated Impact/Outcome: According to recipient estimates, this project retains 200 commercial fishing and related jobs that depend upon continued access to the town's protected anchorage and the local catch handling and marketing facility.

Brief Project Summary: This EDA investment funds reconstruction of the seawall bulkhead will replace part of the steel sheet pile bulkhead, repair and/or replace existing timber fendering, and re-grade and re-pave the land behind the failing seawall to protect existing nuclear power plant assets and a commercial fishing fleet adjacent to a designated Opportunity Zone.



New Jersey



Recipient: Town of Kearny

Title of Project: Industrial Park Access Road Project

Location of Project: Kearny, New Jersey

EDA Investment: \$3,000,000

Match: \$1,300,000

Anticipated Impact/Outcome: According to recipient estimates, this project creates 7,000 jobs and generates \$1 billion in private investment.

Brief Project Summary: This EDA investment funds infrastructure upgrades along Hackensack Avenue in a designated Opportunity Zone, and includes reconstruction of the roadway, construction of sidewalks, landscaping, lighting, and replacement of sewer, storm sewer, water, and electrical conduit to improve access to Kearny Point Industrial Park.



New Mexico



Recipient: Indian Pueblo Cultural Center (IPCC)

Title of Project: IPCC Makerspace Project

Location of Project: Albuquerque, New Mexico

EDA Investment: \$1,000,000

Match: \$1,000,000 (State)

Anticipated Impact/Outcome: The project will provide critical access to a centralized facility for Native communities that have traditionally been underserved, which will help drive economic growth throughout the region.

Brief Project Summary: This EDA investment funds the Indian Pueblo Cultural Center, a maker space building on its existing campus, to serve regional entrepreneurs, primarily in the artisan and agricultural industries. The maker space building will provide a central hub of entrepreneurial activity for several regional economic development stakeholders, to provide technical assistance and targeted resources to entrepreneurs.



New York



Recipient: Rochester Downtown Development Corporation

Title of Project: Downtown Rochester Kitchen Incubator Project

Location of Project: Rochester, New York

EDA Investment: \$982,800

Match: \$655,200 (\$291,700 Local and \$363,500 State)

Anticipated Impact/Outcome: According to recipient estimates, this project creates 100 jobs and generates \$3 million in private investment.

Brief Project Summary: This EDA investment funds renovation of interior space in the Sibley Square building to develop a shared-use commercial kitchen with fourteen kitchen stations to provide food entrepreneurs space to showcase their goods, provide cooking lessons, and hold pop-up events.



North Carolina



Recipient: Cape Fear Community College

Title of Project: Training Facility Expansion Project

Location of Project: Wilmington, North Carolina

EDA Investment: \$633,408


Match: \$158,352

Anticipated Impact/Outcome: According to recipient estimates, this project creates 200 jobs and generates \$5.95 million in private investment.

Brief Project Summary: This EDA investment funds construction of a new facility to train electrical powerline workers with indoor/outdoor lab space for overhead and underground hands-on training will enable the college to issue professional certifications to graduating powerline technicians.



North Dakota



Recipient: Bismarck State College

Title of Project: Innovation Project

Location of Project: Bismarck, North Dakota

EDA Investment: \$415,256

Match: \$415,256

Anticipated Impact/Outcome: According to recipient estimates, this project creates 475 jobs and generates \$2 million in private investment.

Brief Project Summary: This EDA investment supports Bismarck State College expansion by adding additional lab and classroom space for innovative educational exploration, to address the region's hiring needs of local businesses. The project will help promote growth and economic development by increasing private investment, employment, and economic diversity throughout a region that has been impacted by the decline in the coal industry.



Ohio



Recipient: Ohio University

Title of Project: Innovation Center Infrastructure Upgrades Project

Location of Project: Athens, Ohio

EDA Investment: \$1,150,638

Match: \$287,684

Anticipated Impact/Outcome: According to recipient estimates, this project creates 100 jobs and generates \$20 million in private investment.

Brief Project Summary: This EDA investment funds the renovation of the Ohio University Innovation Center to provide an array of business incubation resources that expand, diversify, and create new entrepreneur business opportunities and support job creation in a community impacted by the decline of the regional coal industry.



Oklahoma

* Durant, Oklahoma



\$1.5 million
US EDA Investment

Wastewater Treatment Plant Improvements



Recipient: City of Durant

Title of Project: Opportunity Zone Infrastructure Project

Location of Project: Durant, Oklahoma

EDA Investment: \$1,500,000

Match: \$673,913

Anticipated Impact/Outcome: According to recipient estimates, this project creates 73 jobs and generates \$12 million in private investment within two Opportunity Zone census tracts.

Brief Project Summary: This EDA investment will fund wastewater infrastructure improvements in the City of Durant to support business expansions and attract private investments. The investment is calculated to leverage Opportunity Zone investments as well as Foreign Direct Investment as it is located within two designated Opportunity Zones and the area includes a Foreign Trade zone—the only one in this region of Oklahoma.



Oregon



Recipient: City of Pendleton

Title of Project: UAS Test Range Hangars Project

Location of Project: Pendleton, Oregon

EDA Investment: \$3,000,000

Match: \$3,000,000

Anticipated Impact/Outcome: According to recipient estimates, this project creates 35 jobs, retains 15 jobs, and generates \$2 million in private investment.

Brief Project Summary: The EDA investment funds the development of Unmanned Aerial Systems test range facilities to include a T-Hangar and two Box Hangar. The project provides design and research grounds for new technology in Pendleton, Oregon.



Pennsylvania



Recipient: Recycle The World, Inc.

Title of Project: Plant Infrastructure Project

Location of Project: Mohnton, Pennsylvania

EDA Investment: \$2,350,000

Match: \$587,500

Anticipated Impact/Outcome: According to recipient estimates, this project creates 185 jobs and generates \$121.5 million in private investment.

Brief Project Summary: This EDA investment converts a former coal fired power plant to a multitenant building to provide space for four growing companies in an area deeply impacted by the decline of the coal industry. The project will help promote growth and economic development throughout the region.



Puerto Rico



Recipient: BLUEtide Puerto Rico, Inc.

Title of Project: Marine Economy Project

Location of Project: San Juan, Puerto Rico

EDA Investment: \$8,879,361

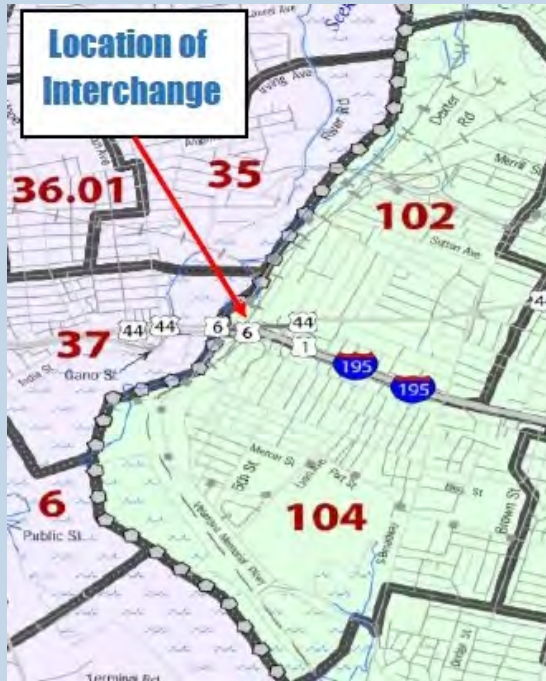
Match: \$166,667

Anticipated Impact/Outcome: According to recipient estimates, this project creates 5,325 jobs and generates \$188 million in private investment.

Brief Project Summary: This EDA investment funds the establishment of the Marine Business, Innovation, and Research Center of the Caribbean and the Puerto Rico Ocean Technology Complex in a designated Opportunity Zone to strategically integrate all of Puerto Rico’s ocean-dependent industries and ecosystems which will drive innovation and workforce development.



Rhode Island



Recipient: City of East Providence

Title of Project: Transportation Access Planning Project

Location of Project: East Providence, Rhode Island

EDA Investment: \$114,410

Match: \$144,647 (\$69,647 Local and \$75,000 State)

Anticipated Impact/Outcome: The project will foster economic growth and job creation in the region.

Brief Project Summary: This EDA investment funds the improvement of traffic and access to and from the city's Waterfront District, which is poised for significant commercial development, to serve as a catalyst for long-term economic stability.



South Carolina



Recipient: Florence County

Title of Project: Infrastructure Improvements Project

Location of Project: Florence, South Carolina

EDA Investment: \$2,392,435

Match: \$598,109

Anticipated Impact/Outcome: According to recipient estimates, this project creates 170 jobs and generates \$35 million private investment.

Brief Project Summary: This EDA investment funds construction of a new roadway and extension of water and wastewater infrastructure to an area near I-95 and State Highway 327 which will protect local businesses from the impact of natural disasters and attract new businesses to the area.



South Dakota



Recipient: Rapid City Economic Development Foundation

Title of Project: Ascent Innovation Building Project

Location of Project: Rapid City, South Dakota

EDA Investment: \$3,051,900

Match: \$5,667,815 (\$4,467,815 Local and \$1,200,000 State)

Anticipated Impact/Outcome: According to recipient estimates, this project creates 106 jobs and \$1,097,000 million in private investment.

Brief Project Summary: Located in a designated Opportunity Zone, this EDA investment funds the construction of a new incubator facility on the corner of East Main Street and East Boulevard in Rapid City as a second location in the Ascent Innovation Campus. This project promotes the formation of sustainable manufacturing and technology-based businesses.



Tennessee

City of Dayton, TN EDA Wastewater Improvements



Recipient: City of Dayton

Title of Project: Wastewater Infrastructure Improvements Project

Location of Project: Dayton, Tennessee

EDA Investment: \$2,765,450

Match: \$11,789,550

Anticipated Impact/Outcome: According to recipient estimates, this project creates 660 jobs and generates \$415.4 million in private investment.

Brief Project Summary: This EDA investment funds upgrades to the Dayton Wastewater Treatment Plant to protect businesses from future flood events and enhance the resiliency of critical infrastructure which will support expansion plans of local industries.



Texas



Recipient: University of Texas at Austin

Title of Project: Coastal Ocean Science Center Project

Location of Project: Austin, Texas

EDA Investment: \$5,000,000

Match: \$1,250,000

Anticipated Impact/Outcome: The project will provide short-term job creation in architecture, engineering, construction, and related service industries; long-term job creation for scientists, technicians and facilities support staff; and long-term commerce with service providers supporting operations and maintenance.

Brief Project Summary: This EDA investment funds the renovation of the University of Texas Center for Coastal Ocean Science building S70, renovation of the central plant building S69, and new seawater system to support the building at the UT - Austin Marine Science Institute Port Street Campus in Port Aransas.



U.S. Virgin Islands



Recipient: Virgin Islands Port Authority

Title of Project: Airport Improvements Project

Location of Project: Christiansted, U.S. Virgin Islands

EDA Investment: \$7,000,000

Match: \$1,665,637

Anticipated Impact/Outcome: According to recipient estimates, this project creates 106 jobs, retains 139 jobs and generates \$1.1 million in private investment.

Brief Project Summary: This EDA investment supports the expansion and improvement of facilities to help the airport withstand powerful tropical weather and to help restore tourism and import/export opportunities.



Utah



Recipient: Southeastern Utah Economic Development District

Title of Project: Rural Diversification Program Project

Location of Project: Various eastern Utah counties: Carbon, Emory, Grand, San Juan, Daggett, Duchesne, and Uintah

EDA Investment: \$100,000

Match: \$100,000

Anticipated Impact/Outcome: According to recipient estimates, this project creates 21 jobs.

Brief Project Summary: This EDA investment funds the Southeastern Utah Association of Local Governments, along with Impact Utah and others, to create a rural diversification project to train businesses to achieve certain manufacturing certifications so they can compete more effectively for aerospace and defense industry jobs.



Vermont

Recipient: Fairbanks Museum and Planetarium

Title of Project: Back-up Energy Project

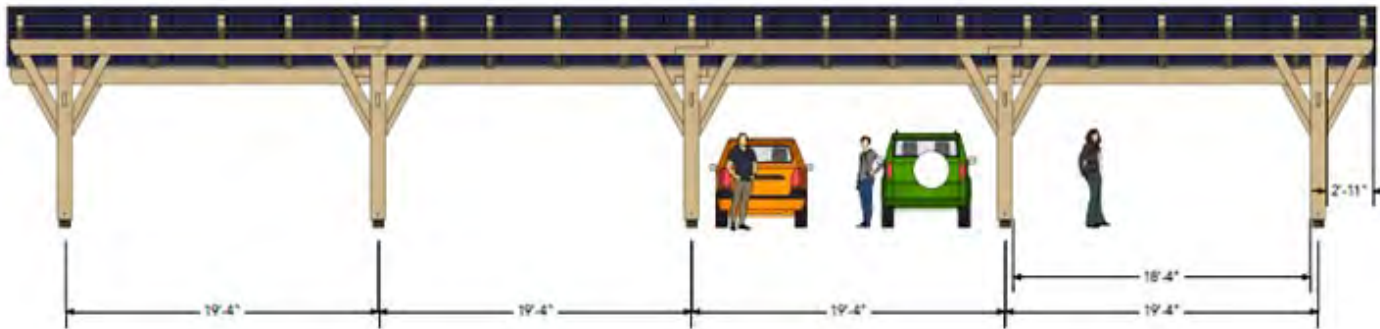
Location of Project: St Johnsbury, Vermont

EDA Investment: \$362,898

Match: \$90,725

Anticipated Impact/Outcome: According to recipient estimates, this project creates 8 jobs and generates \$153,988 in private investment.

Brief Project Summary: This EDA investment funds infrastructure improvements needed to enhance public safety, to add capacity to the regional power system, and to establish a business continuity center that local businesses may utilize during power outages in a designated Opportunity Zone.





Virginia



Recipient: Virginia Tech Foundation, Inc.

Title of Project: Virginia Seafood Agricultural Research and Extension Center Project

Location of Project: Hampton, Virginia

EDA Investment: \$3,000,000

Match: \$4,200,000 (\$1,700,000 Local and \$2,500,000 State)

Anticipated Impact/Outcome: According to recipient estimates, this project retains 408 jobs.

Brief Project Summary: This EDA investment funds construction of a 15,000 square foot research center in a designated Opportunity Zone to assist fishing and seafood industries across the Commonwealth to fill the critical need for research and innovation in aquaculture.



Washington

BEECH STREET LID - PRELIMINARY PLAN



Recipient: City of Longview

Title of Project: Beech Street Extension Project

Location of Project: Longview, Washington

EDA Investment: \$1,934,500

Match: \$1,934,500

Anticipated Impact/Outcome: According to recipient estimates, this project creates 200 jobs and generates \$111 million in private investment.

Brief Project Summary: This EDA investment funds construction of roadway infrastructure to provide access to vacant industrial land and relieve arterial congestion in the heavily traveled SR 42 freight corridor located in Cowlitz County, Washington, a designated Opportunity Zone. Once completed, the project will provide long-term economic growth, support business development, attract private investment, and create new jobs throughout the region.



West Virginia



Recipient: Town of White Sulphur Springs

Title of Project: Water to New Industries Project

Location of Project: White Sulphur Springs, West Virginia

EDA Investment: \$1,536,000

Match: \$384,000

Anticipated Impact/Outcome: According to recipient estimates, this project creates 82 jobs, retains 20 jobs, and generates \$35.1 million in private investment.

Brief Project Summary: This EDA investment funds the construction of a water line to assist with the development of two facilities; a barrel manufacturing plant and a related lumber mill. In addition, the project will support the local tourism industry by providing the Greenbrier State Forest with a potable water source.



Wisconsin



Recipient: Wisconsin Energy Research Consortium

Title of Project: Energy Innovation Development and Training Facility Equipment Purchase Project

Location of Project: Milwaukee, Wisconsin

EDA Investment: \$835,592

Match: \$835,592

Anticipated Impact/Outcome: According to recipient estimates, this project creates 250 jobs.

Brief Project Summary: This EDA investment funds installation of equipment at the Wisconsin Energy Research Consortium to help establish an innovative instructional program in the energy, power, and control sector, which provides a pipeline of trained workers for existing and future businesses within the region.



Wyoming



Recipient: Campbell County Economic Development Corporation

Title of Project: Innovation Center Project

Location of Project: Gillette, Wyoming

EDA Investment: \$1,460,877

Match: \$1,460,877 (\$83,373 Local, \$1,377,504 State)

Anticipated Impact/Outcome: According to recipient estimates, this project creates 40 jobs and generates \$15 million in private investment.

Brief Project Summary: This EDA investment funds construction of two new buildings at the Fort Union Industrial Park to serve as the new Advanced Carbon Products Innovation Center. The project will advance the most promising coal-related technologies developed at the University of Wyoming's School of Energy Resources and will facilitate moving new technology from lab to market.



In Fiscal Year 2019, EDA invested approximately \$645.8 million in 751 locally-driven economic development projects nationwide. These investments included approximately \$137.8 million in Public Works and Economic Adjustment Assistance (regular) construction projects that communities identified as critical infrastructure enhancements to ensure their long-term competitiveness. These EDA investments incentivized close to \$116.6 million in local matching investments. Grantees expect these investments will help create or retain approximately 27,108 jobs and generate \$4.6 billion in private investment.

EDA also supported economic development planning that helped communities make good decisions regarding their long-term economic growth. In FY 2019, EDA made 260 awards to regions and communities, providing them with close to \$33.6 million to develop such plans.

In FY 2019, EDA invested 61.4% percent of its PW and EAA construction funds, including RLFs, in Rural areas which grantees expect will leverage over \$2.7 billion in private investment; 38.6% percent of the funds were invested in Urban areas which grantees expect will leverage over \$1.8 billion in private investment.

In FY 2019, EDA invested 48.2% of all its PW and EAA funds, including RLFs, in highly distressed* areas, which, according to recipient estimates, are projected to generate close \$3.8 billion in private investment.

*For an area to qualify as being highly distressed, one of the following criteria must be met: (a) a 24-month unemployment rate of at least 200 percent of the national average, (b) per capita income not more than 60 percent of the national average, or (c) a catastrophic disaster.



Summary of EDA FY 2019 Awards (including supplemental awards)

States/Territories	Award #	Applicant	City	EDA Program	EDA Funding	Match*
Alabama	ED17ATL3030030	Auburn University	Auburn	Technical Assistance	\$ 118,000	\$ 118,000
Alabama	ED19HDQ0200085	Bronze Valley Corporation	Birmingham	Regional Innovation Strategies	\$ 284,500	\$ 570,000
Alabama	4790715401	The University of Alabama	Tuscaloosa	Economic Adjustment Assistance	\$ 1,001,308	\$ -
Alabama	40107387	City of Huntsville	Huntsville	Public Works	\$ 4,118,032	\$ 4,118,032
Alabama	40107357	City of Tallassee	Tallassee	Public Works	\$ 2,415,000	\$ 2,415,000
Alabama	40107388	Pike County	Troy	Public Works	\$ 500,000	\$ 500,000
Alabama	40107386	City of Abbeville Water and Sewer Board	Abbeville	Public Works	\$ 1,701,600	\$ 425,400
Alabama	47907361	City of Thomasville	Thomasville	Economic Adjustment Assistance	\$ 2,880,000	\$ 724,052
Alabama	47907341	Alabama Aviation Education Center, Inc.	Mobile	Economic Adjustment Assistance	\$ 500,000	\$ 177,136
Alaska	ED17SEA3020065	Kawerak, Inc.	Nome	Planning	\$ 210,000	\$ -
Alaska	ED17SEA3030035	University of Alaska Anchorage	Anchorage	Technical Assistance	\$ 150,000	\$ 150,000
Alaska	ED19HDQ0200051	University of Alaska Fairbanks	Fairbanks	Regional Innovation Strategies	\$ 299,966	\$ 299,966
Alaska	ED19SEA3030004	Kenai Peninsula Borough Economic Development District	Kenai	Technical Assistance	\$ 25,000	\$ 25,000
Alaska	ED19SEA3030005	Alaska Research Consortium	Kodiak	Technical Assistance	\$ 52,100	\$ 40,085
Alaska	70107472	City and Borough of Wrangell	Wrangell	Public Works	\$ 2,996,953	\$ 3,972,707
Alaska	77907456	Native Village of Napaimute	Bethel	Economic Adjustment Assistance	\$ 800,000	\$ -
Alaska	70107499	City of Nome	Nome	Public Works	\$ 1,692,413	\$ 423,103
Alaska	77956081	University of Alaska Anchorage	Anchorage	Economic Adjustment Assistance	\$ 239,733	\$ 59,932
Alaska	ED17SEA3020066	Prince William Sound Economic Development District	Anchorage	Planning	\$ 70,000	\$ 46,667
American Samoa	ED19SEA3030001	American Samoa Government Department of Commerce	Pago Pago	Technical Assistance	\$ 100,000	\$ -
Arizona	ED17SEA3020054	Central Arizona Association of Governments	Apache Junction	Planning	\$ 210,000	\$ 90,000
Arizona	ED17SEA3020059	Northern Arizona Council of Governments	Flagstaff	Planning	\$ 75,000	\$ 18,750
Arizona	ED17SEA3020060	Southeastern Arizona Governments Organization Inc.	Bisbee	Planning	\$ 75,000	\$ 35,357
Arizona	ED17SEA3030024	Northern Arizona University	Flagstaff	Technical Assistance	\$ 100,804	\$ 101,276
Arizona	ED19HDQ0200013	Arizona Bioindustry Association, Inc.	Chandler	Regional Innovation Strategies	\$ 299,750	\$ 553,424
Arizona	ED19HDQ0200040	Greater Phoenix Economic Council	Phoenix	Regional Innovation Strategies	\$ 749,899	\$ 749,899

* Match includes Local(Applicant) match, State and other federal funding, where applicable



(continued from previous page)

States/Territories	Award #	Applicant	City	EDA Program	EDA Funding	Match*
Arizona	ED19SEA3020008	Western Arizona Economic Development District, Inc.	Yuma	Planning	\$ 70,000	\$ 17,500
Arizona	77907468	The Hopi Tribe	Kykotsmovi Village	Economic Adjustment Assistance	\$ 145,241	\$ -
Arizona	77907478	Arizona State University	Tempe	Economic Adjustment Assistance	\$ 119,146	\$ 29,793
Arkansas	ED18AUS3030028	University of Arkansas System	Little Rock	Technical Assistance	\$ 112,850	\$ 112,850
Arkansas	ED18AUS3030029	Arkansas State University	Jonesboro	Technical Assistance	\$ 112,850	\$ 112,916
Arkansas	ED19HDQ0200026	Winrock International Institute for Agricultural Development	Little Rock	Regional Innovation Strategies	\$ 576,302	\$ 576,302
Arkansas	80105311	Pulaski County, Arkansas	Little Rock	Public Works	\$ 2,000,000	\$ 2,912,371
Arkansas	80105314	Hot Spring County, AR	Malvern	Public Works	\$ 1,155,000	\$ 770,000
Arkansas	80105313	Special School District of Fort Smith	Fort Smith	Public Works	\$ 1,400,000	\$ 8,538,427
Arkansas	80105304	City of Berryville	Berryville	Public Works	\$ 1,500,000	\$ 401,100
Arkansas	87905303	Lawrence County	Walnut Ridge	Economic Adjustment Assistance	\$ 845,000	\$ 550,000
Arkansas	87905281	City of Harrison, Arkansas	Harrison	Economic Adjustment Assistance	\$ 1,660,000	\$ 415,000
Arkansas	87905293	Independence County	Batesville	Economic Adjustment Assistance	\$ 2,500,000	\$ 625,000
California	ED17SEA3020007	Superior California Economic Development, Inc.	Redding	Planning	\$ 225,000	\$ 150,000
California	ED17SEA3020039	The Yuba-Sutter Economic Development Corporation	Yuba City	Planning	\$ 210,000	\$ 140,001
California	ED17SEA3020046	3Core, Inc.	Chico	Planning	\$ 225,000	\$ 225,000
California	ED17SEA3020055	Sonoma Mendocino Economic Development District	Santa Rosa	Planning	\$ 210,000	\$ 210,000
California	ED17SEA3030036	CSU Chico Research Foundation	Chico	Technical Assistance	\$ 158,971	\$ 158,971
California	ED19HDQ0200021	California State University Fresno Foundation Inc.	Fresno	Regional Innovation Strategies	\$ 300,000	\$ 300,000
California	ED19HDQ0200025	University of San Diego	San Diego	Regional Innovation Strategies	\$ 749,802	\$ 749,802
California	ED19HDQ0200050	Regents of the University of California at Riverside	Riverside	Regional Innovation Strategies	\$ 300,000	\$ 300,083
California	ED19HDQ0200052	University of California, Los Angeles	Los Angeles	Regional Innovation Strategies	\$ 750,000	\$ 750,000
California	ED19HDQ0200079	Oak Crest Institute of Science	Monrovia	Regional Innovation Strategies	\$ 748,930	\$ 760,792
California	ED19HDQ3130103	University of Southern California	Los Angeles	Trade Adjustment Assistance for Firms	\$ 1,301,120	\$ 263,206
California	70107516	San Bernardino Community College District	San Bernardino	Public Works	\$ 3,000,000	\$ 3,000,000
California	77907453	Calaveras Healthy Impact Product Solutions	West Point	Economic Adjustment Assistance	\$ 80,000	\$ 20,000
California	76907524	Big Valley Band of Pomo Indians	Lakeport	Economic Adjustment Assistance	\$ 170,000	\$ -

* Match includes Local(Applicant) match, State and other federal funding, where applicable

(continued on next page)



(continued from previous page)

States/Territories	Award #	Applicant	City	EDA Program	EDA Funding	Match*
California	77907505	University Enterprises, Inc.	Sacramento	Economic Adjustment Assistance	\$ 87,323	\$ 87,323
California	77907510	Stanislaus Business Alliance	Modesto	Economic Adjustment Assistance	\$ 980,753	\$ 1,000,000
California	77907464	The Regents of the University of California	Riverside	Economic Adjustment Assistance	\$ 2,500,000	\$ 2,500,000
California	77907517	University Corporation at Monterey Bay	Seaside	Economic Adjustment Assistance	\$ 426,035	\$ 426,035
California	ED17SEA3020050	Sierra Business Council	Truckee	Planning	\$ 75,000	\$ 75,000
California	77907477	Siskiyou County Economic Development Council	Yreka	Economic Adjustment Assistance	\$ 124,800	\$ 31,200
California	77907480	Blue Lake Rancheria	Blue Lake	Economic Adjustment Assistance	\$ 7,872,090	\$ -
California	77907476	Lake County Economic Development Corporation	Kelseyville	Economic Adjustment Assistance	\$ 160,000	\$ -
California	77907469	Superior California Economic Development	Redding	Economic Adjustment Assistance	\$ 880,000	\$ 220,000
California	77907474	La Jolla Band of Luiseño Indians	Pauma Valley	Economic Adjustment Assistance	\$ 9,498,196	\$ -
California	77907484	California Capital FDC	Sacramento	Economic Adjustment Assistance	\$ 880,000	\$ 220,000
California	77907507	City of East Palo Alto	East Palo Alto	Economic Adjustment Assistance	\$ 4,400,000	\$ 1,100,000
California	77907466	3CORE, INC.	Chico	Economic Adjustment Assistance	\$ 200,000	\$ 50,000
California	77907487	Mariposa County	Mariposa	Economic Adjustment Assistance	\$ 6,296,347	\$ -
California	77907488	La Jolla Band of Luiseno Indians	Pauma Valley	Economic Adjustment Assistance	\$ 238,000	\$ -
California	77907475	County of Mendocino	Ukiah	Economic Adjustment Assistance	\$ 397,180	\$ 104,000
California	77907503	Greater Eureka Chamber of Commerce	Eureka	Economic Adjustment Assistance	\$ 130,680	\$ 59,680
California	77907504	City of Mt. Shasta	Mount Shasta	Economic Adjustment Assistance	\$ 79,600	\$ 19,900
California	77907501	Superior California Economic Development	Redding	Economic Adjustment Assistance	\$ 190,000	\$ -
California	77907502	Hoopa Valley Tribe	Hoopa	Economic Adjustment Assistance	\$ 237,855	\$ -
California	77907470	Economic Development and Financing Corporation	Ukiah	Economic Adjustment Assistance	\$ 800,000	\$ 200,000
California	77907471	Sonoma County Economic Development Board Foundation	Santa Rosa	Economic Adjustment Assistance	\$ 800,000	\$ 200,000
Colorado	ED16DEN3020020	Nwccog – Economic Development District	Silverthorne	Planning	\$ 70,000	\$ 70,000
Colorado	ED16DEN3020023	San Luis Valley Development Resources Group	Alamosa	Planning	\$ 70,000	\$ 30,000
Colorado	ED18DEN3020036	Southern Ute Indian Tribe	Ignacio	Planning	\$ 51,000	\$ -
Colorado	ED19DEN3020008	Region 10 League for Economic Assistance and Planning, Inc.	Montrose	Planning	\$ 210,000	\$ 210,000
Colorado	ED19DEN3020009	East Central Council of Governments	Stratton	Planning	\$ 210,000	\$ 52,500

* Match includes Local(Applicant) match, State and other federal funding, where applicable

(continued on next page)



(continued from previous page)

States/Territories	Award #	Applicant	City	EDA Program	EDA Funding	Match*
Colorado	ED19DEN3020011	Region 9 Economic Development District of Southwest Colorado, Inc.	Durango	Planning	\$ 210,000	\$ 210,000
Colorado	ED19HDQ0200019	State Board for Community Colleges and Occupational Educational System	Pueblo	Regional Innovation Strategies	\$ 519,956	\$ 1,276,617
Colorado	ED19HDQ0200043	Exponential Impact	Colorado Springs	Regional Innovation Strategies	\$ 750,000	\$ 918,000
Colorado	ED19HDQ0200065	Rocky Mountain Innovation Initiative, Inc.	Fort Collins	Regional Innovation Strategies	\$ 287,728	\$ 300,000
Colorado	ED19HDQ3130104	The Regents of the University of Colorado	Boulder	Trade Adjustment Assistance for Firms	\$ 1,218,531	\$ 344,849
Colorado	57905935	Associated Governments of Northwest Colorado	Grand Junction	Economic Adjustment Assistance	\$ 200,000	\$ 200,000
Colorado	ED16DEN3020032	Southern Colorado Economic Development District, Inc.	Pueblo	Planning	\$ 70,000	\$ 17,500
Connecticut	ED16PHI3030069	University of Connecticut	Storrs	Technical Assistance	\$ 116,667	\$ 207,270
Connecticut	ED19PHI3020058	Southeastern Connecticut Enterprise Region Corp.	Groton	Planning	\$ 70,000	\$ 74,885
Connecticut	ED19PHI3020071	Northwest Hills Council of Governments	Goshen	Planning	\$ 60,000	\$ 78,791
Connecticut	ED19PHI3030004	University of Connecticut	Storrs	Technical Assistance	\$ 62,100	\$ 104,677
Connecticut	ED19PHI3030038	Connecticut Metropolitan Council of Governments	Bridgeport	Technical Assistance	\$ 41,000	\$ 41,000
Connecticut	10114904	Town of Newtown	Newtown	Public Works	\$ 914,981	\$ 914,982
Connecticut	ED19PHI3020046	Shelton Economic Development Corporation	Shelton	Planning	\$ 70,000	\$ 70,000
Delaware	ED16PHI3030068	Delaware State University	Dover	Technical Assistance	\$ 116,667	\$ 118,220
District of Columbia	ED17HDQ3030005	National Association of Development Organizations Research Foundation	Washington	Technical Assistance	\$ 517,082	\$ -
District of Columbia	ED19HDQ0200030	Vilcap, Inc.	Washington	Regional Innovation Strategies	\$ 750,000	\$ 1,500,000
District of Columbia	ED19HDQ0200081	Halcyon House	Washington	Regional Innovation Strategies	\$ 300,000	\$ 687,022
District of Columbia	ED19HDQ3120048	Rural Community Assistance Partnership, Incorporated	Washington	Research and National Technical Assistance	\$ 546,425	\$ -
District of Columbia	ED19HDQ3120056	Rural Community Assistance Partnership, Incorporated	Washington	Research and National Technical Assistance	\$ 358,938	\$ 111,667
District of Columbia	4790724101	International Economic Development Council (IEDC)	Washington	Economic Adjustment Assistance	\$ 300,000	\$ 75,000
District of Columbia	4790731701	International Economic Development Council (IEDC)	Washington	Economic Adjustment Assistance	\$ 213,315	\$ 55,000
District of Columbia	77907482	International Economic Development Council (IEDC)	Washington	Economic Adjustment Assistance	\$ 189,071	\$ 47,268
District of Columbia	77907479	International Economic Development Council (IEDC)	Washington	Economic Adjustment Assistance	\$ 353,000	\$ 88,250
District of Columbia	ED19DEN3030029	Pan American Development Foundation, Inc.	Washington	Technical Assistance	\$ 120,000	\$ 120,000
District of Columbia	87905279	International Economic Development Council, Inc. (IEDC)	Washington	Economic Adjustment Assistance	\$ 800,000	\$ 200,000
District of Columbia	17914874	International Economic Development Council	Washington	Economic Adjustment Assistance	\$ 400,000	\$ 100,000

* Match includes Local(Applicant) match, State and other federal funding, where applicable

(continued on next page)



(continued from previous page)

States/Territories	Award #	Applicant	City	EDA Program	EDA Funding	Match*
Florida	ED17ATL3030036	University of Florida	Gainesville	Technical Assistance	\$ 118,000	\$ 118,000
Florida	ED19HDQ0200033	Tampa Bay Wave Inc.	Tampa	Regional Innovation Strategies	\$ 300,000	\$ 375,000
Florida	ED19HDQ0200083	Mayo Clinic Jacksonville	Jacksonville	Regional Innovation Strategies	\$ 750,000	\$ 1,555,464
Florida	47907393	Hispanic Business Initiative Fund of Florida, Inc.	Orlando	Economic Adjustment Assistance	\$ 87,821	\$ 87,821
Florida	ED17ATL3030031	Florida A & M University	Tallahassee	Technical Assistance	\$ 118,000	\$ 118,000
Florida	ED18ATL3020022	West Florida Regional Planning Council	Pensacola	Planning	\$ 2,000	\$ -
Florida	47907346	Tampa Bay Regional Planning Council	Pinellas Park	Economic Adjustment Assistance	\$ 175,000	\$ 45,385
Florida	46907323	East Central Florida Regional Planning Council	Orlando	Economic Adjustment Assistance	\$ 36,000	\$ 9,000
Florida	47907345	University of West Florida	Pensacola	Economic Adjustment Assistance	\$ 247,000	\$ 83,000
Florida	47907380	Pinellas County Board of County Commissioners	Clearwater	Economic Adjustment Assistance	\$ 7,463,295	\$ 4,536,705
Florida	47907399	Florida Gateway College	Lake City	Economic Adjustment Assistance	\$ 2,392,800	\$ 265,867
Florida	46907348	City of Cocoa	Cocoa	Economic Adjustment Assistance	\$ 45,000	\$ 14,000
Florida	47907322	Santa Fe College and the District Board of Trustees of SFC	Gainesville	Economic Adjustment Assistance	\$ 4,764,080	\$ 1,191,020
Florida	47907372	Florida Keys Community College	Key West	Economic Adjustment Assistance	\$ 16,000,000	\$ 4,000,000
Florida	47907370	Tallahassee Community College	Tallahassee	Economic Adjustment Assistance	\$ 1,250,000	\$ 313,692
Florida	47907378	City of Pensacola	Pensacola	Economic Adjustment Assistance	\$ 12,250,000	\$ 36,285,000
Florida	46907347	Apalachee Regional Planning Council	Tallahassee	Economic Adjustment Assistance	\$ 40,000	\$ 10,000
Florida	46907349	Monroe County	Key West	Economic Adjustment Assistance	\$ 80,000	\$ 20,000
Florida	47907374	Panama City Port Authority	Panama City	Economic Adjustment Assistance	\$ 10,000,000	\$ 3,270,000
Florida	46907350	Pasco County	New Port Richey	Economic Adjustment Assistance	\$ 10,000	\$ 10,000
Florida	47907342	Apalachee Regional Planning Council	Tallahassee	Economic Adjustment Assistance	\$ 160,000	\$ 40,000
Florida	47907384	City of Coral Springs	Coral Springs	Economic Adjustment Assistance	\$ 2,800,000	\$ 1,969,770
Florida	46907325	Miami-Dade County	Miami	Economic Adjustment Assistance	\$ 206,000	\$ 89,000
Florida	46907324	Northeast Florida Regional Council	Jacksonville	Economic Adjustment Assistance	\$ 120,000	\$ 30,000
Florida	46907352	West Florida Regional Planning Council	Pensacola	Economic Adjustment Assistance	\$ 120,000	\$ 60,000
Florida	46907328	Hendry County Board of County Commissioners	La Belle	Economic Adjustment Assistance	\$ 80,000	\$ 20,000

* Match includes Local(Applicant) match, State and other federal funding, where applicable

(continued on next page)



(continued from previous page)

States/Territories	Award #	Applicant	City	EDA Program	EDA Funding	Match*
Georgia	ED17ATL3030028	Georgia Southern University Research and Service Foundation, Inc.	Statesboro	Technical Assistance	\$ 118,000	\$ 118,000
Georgia	ED17ATL3030029	Georgia Tech Research Corporation	Atlanta	Technical Assistance	\$ 118,000	\$ 118,000
Georgia	ED19ATL3020014	Southern Georgia Regional Commission	Valdosta	Planning	\$ 210,000	\$ 90,000
Georgia	ED19ATL3020020	River Valley Regional Commission	Columbus	Planning	\$ 210,000	\$ 52,500
Georgia	ED19ATL3020023	Southwest Georgia Regional Commission	Camilla	Planning	\$ 210,000	\$ 52,500
Georgia	ED19HDQ0200092	Creative Coast, Inc.	Savannah	Regional Innovation Strategies	\$ 300,000	\$ 390,000
Georgia	ED19HDQ3130108	Georgia Tech Research Corporation	Atlanta	Trade Adjustment Assistance for Firms	\$ 1,293,574	\$ 417,141
Georgia	47907309	City of Peachtree Corners	Peachtree Corners	Economic Adjustment Assistance	\$ 1,840,000	\$ 485,000
Georgia	4790715901	Herman J. Russell Center for Innovation and Entrepreneurship	Atlanta	Economic Adjustment Assistance	\$ 1,167,597	\$ 80,000
Georgia	40107329	Macon-Bibb County Industrial Authority	Macon	Public Works	\$ 1,889,367	\$ 1,488,540
Georgia	40107383	City of Lavonia	Lavonia	Public Works	\$ 2,000,000	\$ 2,600,000
Georgia	40107382	City of Hartwell	Hartwell	Public Works	\$ 2,500,000	\$ 3,262,000
Georgia	40107402	City of Sylvania	Sylvania	Public Works	\$ 356,940	\$ 237,960
Georgia	17914859	Operation Hope, Inc.	Atlanta	Economic Adjustment Assistance	\$ 1,208,688	\$ 1,792,533
Georgia	47907368	Emanuel County Development Authority	Swainsboro	Economic Adjustment Assistance	\$ 1,623,302	\$ 491,230
Georgia	47907313	Town of Braselton	Braselton	Economic Adjustment Assistance	\$ 960,000	\$ 240,000
Georgia	47907369	City of Albany	Albany	Economic Adjustment Assistance	\$ 8,000,000	\$ 2,620,000
Guam	7790737201	Guam Contractors Association Trades Academy, Inc.	Tamuning	Public Works	\$ 1,800,000	\$ 450,000
Hawaii	ED17SEA3030023	University of Hawaii Systems	Honolulu	Technical Assistance	\$ 125,000	\$ 125,000
Hawaii	ED19HDQ0200063	Maui Economic Development Board, Inc.	Kihei	Regional Innovation Strategies	\$ 435,000	\$ 530,300
Hawaii	ED19SEA3020007	Pacific Basin Development Council	Honolulu	Planning	\$ 85,000	\$ 21,250
Hawaii	77907463	County of Hawaii	Hilo	Economic Adjustment Assistance	\$ 250,000	\$ 250,000
Hawaii	77907467	Maui Economic Development Board, Inc.	Kihei	Economic Adjustment Assistance	\$ 100,000	\$ 100,000
Hawaii	ED19HDQ0200066	University of Hawaii Systems	Honolulu	Regional Innovation Strategies	\$ 300,000	\$ 300,000
Idaho	ED17SEA3020020	Southeast Idaho Council of Governments, Inc.	Pocatello	Planning	\$ 225,000	\$ 225,000
Idaho	ED17SEA3020025	Region IV Development Association, Inc.	Twin Falls	Planning	\$ 225,000	\$ 225,000
Idaho	ED17SEA3020031	Clearwater Economic Development Association, Inc.	Lewiston	Planning	\$ 225,000	\$ 225,000

* Match includes Local(Applicant) match, State and other federal funding, where applicable

(continued on next page)



(continued from previous page)

States/Territories	Award #	Applicant	City	EDA Program	EDA Funding	Match*
Idaho	ED17SEA3020033	East-Central Idaho Planning & Development Association, Inc.	Rexburg	Planning	\$ 225,000	\$ 225,000
Idaho	ED17SEA3020037	Panhandle Area Council Inc.	Hayden	Planning	\$ 210,000	\$ 210,000
Idaho	ED17SEA3030026	Boise State University	Boise	Technical Assistance	\$ 125,000	\$ 125,000
Idaho	ED19HDQ0200009	North Idaho College	Coeur D Alene	Regional Innovation Strategies	\$ 675,607	\$ 687,134
Idaho	77907515	Shoshone-Bannock Tribes	Fort Hall	Economic Adjustment Assistance	\$ 100,000	\$ 11,000
Idaho	7010745401	Idaho Rural Water Association	Boise	Public Works	\$ 353,280	\$ 88,320
Idaho	77907497	City of Blackfoot	Blackfoot	Economic Adjustment Assistance	\$ 587,200	\$ 146,800
Idaho	77907496	City of Kellogg	Kellogg	Economic Adjustment Assistance	\$ 140,000	\$ 35,000
Illinois	ED16CHI3030031	University of Illinois	Urbana	Technical Assistance	\$ 54,000	\$ 54,000
Illinois	ED17CHI3020010	South Central Illinois Regional Planning & Development Commission	Salem	Planning	\$ 70,000	\$ 70,000
Illinois	ED18CHI3020006	Blackhawk Hills Resource Conservation & Development	Rock Falls	Planning	\$ 70,000	\$ 70,000
Illinois	ED18CHI3020019	Western Illinois Regional Council	Macomb	Planning	\$ 17,500	\$ 17,500
Illinois	ED19CHI3020014	Greater Egypt Regional Planning and Development Commission	Marion	Planning	\$ 210,000	\$ 210,000
Illinois	ED19CHI3020028	Two Rivers Regional Council of Public officials	Quincy	Planning	\$ 70,000	\$ 70,000
Illinois	ED19CHI3020030	EDC, Inc. The Economic Development Council for the Peoria Area	Peoria	Planning	\$ 157,500	\$ 157,500
Illinois	ED19CHI3030029	City of Streator	Streator	Technical Assistance	\$ 20,000	\$ 20,000
Illinois	ED19HDQ0200008	GoodCity NFP	Chicago	Regional Innovation Strategies	\$ 300,000	\$ 300,000
Illinois	ED19HDQ0200058	Mhub	Chicago	Regional Innovation Strategies	\$ 300,000	\$ 377,153
Illinois	ED19HDQ3130100	Applied Strategies International Ltd.	Chicago	Trade Adjustment Assistance for Firms	\$ 963,770	\$ 264,000
Illinois	60106134	Illinois Central College	East Peoria	Public Works	\$ 3,000,000	\$ 5,818,000
Illinois	60106132	City of West Frankfort	West Frankfort	Public Works	\$ 2,070,950	\$ 2,070,950
Illinois	ED16CHI3030029	University of Illinois	Chicago	Technical Assistance	\$ 54,000	\$ 54,000
Indiana	ED16CHI3030033	Purdue University	West Lafayette	Technical Assistance	\$ 160,000	\$ 164,423
Indiana	ED17HDQ3120040	Trustees of Indiana University	Bloomington	Research and National Technical Assistance	\$ 1,267,643	\$ -
Indiana	ED19CHI3020001	River Hills Economic Development Corporation	Jeffersonville	Planning	\$ 210,000	\$ 210,000
Indiana	ED19CHI3020010	Michiana Area Council of Governments	South Bend	Planning	\$ 70,000	\$ 70,000
Indiana	ED19CHI3020017	Southeastern Indiana Regional Planning Commission	Versailles	Planning	\$ 210,000	\$ 210,000

* Match includes Local(Applicant) match, State and other federal funding, where applicable

(continued on next page)



(continued from previous page)

States/Territories	Award #	Applicant	City	EDA Program	EDA Funding	Match*
Indiana	ED19CHI3020018	Indiana 15 Regional Planning Commission	Ferdinand	Planning	\$ 210,000	\$ 140,000
Indiana	ED19CHI3020022	West Central Indiana Economic Development District, Inc.	Terre Haute	Planning	\$ 210,000	\$ 210,000
Indiana	ED19CHI3030031	Purdue University	West Lafayette	Technical Assistance	\$ 107,027	\$ 107,436
Indiana	ED19HDQ0200004	Northeast Indiana Innovation Center, Inc.	Fort Wayne	Regional Innovation Strategies	\$ 750,000	\$ 762,210
Indiana	ED19HDQ0200005	Elevate Ventures, Inc.	Indianapolis	Regional Innovation Strategies	\$ 750,000	\$ 750,000
Indiana	ED19HDQ0200062	Purdue University	West Lafayette	Regional Innovation Strategies	\$ 386,316	\$ 386,446
Indiana	67906145	Pike County Progress Partners, Inc.	Petersburg	Economic Adjustment Assistance	\$ 2,060,000	\$ 515,000
Indiana	66906130	ECI Regional Planning District, Inc.	Muncie	Economic Adjustment Assistance	\$ 88,600	\$ 88,600
Indiana	60106128	St. Joseph County	South Bend	Public Works	\$ 1,050,000	\$ 1,050,000
Indiana	60106148	Floyd County Commissioners	New Albany	Public Works	\$ 2,997,017	\$ 2,997,017
Iowa	ED16DEN3020001	East Central Intergovernmental Association	Dubuque	Planning	\$ 70,000	\$ 70,000
Iowa	ED16DEN3020007	Region 6 Planning Commission	Marshalltown	Planning	\$ 70,000	\$ 70,000
Iowa	ED16DEN3020045	Southern Iowa Council of Governments, Inc	Creston	Planning	\$ 70,000	\$ 70,000
Iowa	ED16DEN3020049	Mid Iowa Development Association Council of Governments	Fort Dodge	Planning	\$ 70,000	\$ 70,000
Iowa	ED16DEN3020055	North Iowa Area Council of Governments	Mason City	Planning	\$ 70,000	\$ 70,000
Iowa	ED16DEN3020067	Area 15 Regional Planning Commission	Ottumwa	Planning	\$ 70,000	\$ 70,000
Iowa	ED16DEN3020070	Iowa Northland Regional Council of Governments	Waterloo	Planning	\$ 70,000	\$ 70,000
Iowa	ED18DEN3030019	Iowa State University of Science and Technology	Ames	Technical Assistance	\$ 138,000	\$ 138,000
Iowa	ED18DEN3030020	University of Northern Iowa	Cedar Falls	Technical Assistance	\$ 131,000	\$ 131,000
Iowa	ED19DEN3020012	Region XII Council of Governments, Inc.	Carroll	Planning	\$ 210,000	\$ 210,000
Iowa	ED19DEN3020013	Southeast Iowa Regional Planning Commission	West Burlington	Planning	\$ 210,000	\$ 210,000
Iowa	ED19DEN3020014	Northwest Iowa Planning and Development Commission	Spencer	Planning	\$ 210,000	\$ 210,000
Iowa	ED19DEN3020015	Upper Explorerland Regional Planning Commission	Postville	Planning	\$ 210,000	\$ 210,000
Iowa	ED19DEN3020016	Siouxland Interstate Metropolitan Planning Council	Sioux City	Planning	\$ 210,000	\$ 210,000
Iowa	56905917	Region Six Planning Commission	Marshalltown	Economic Adjustment Assistance	\$ 70,000	\$ 70,000
Iowa	50105921	Mount Pleasant Municipal Utilities	Mount Pleasant	Public Works	\$ 1,087,600	\$ 1,770,180
Iowa	ED16DEN3020054	East Central Iowa Council of Governments	Cedar Rapids	Planning	\$ 70,000	\$ 70,000

* Match includes Local(Applicant) match, State and other federal funding, where applicable

(continued on next page)



(continued from previous page)

States/Territories	Award #	Applicant	City	EDA Program	EDA Funding	Match*
Iowa	57905928	City of Sumner, IA	Sumner	Economic Adjustment Assistance	\$ 1,137,150	\$ 1,137,150
Iowa	57905911	City of Dubuque	Dubuque	Economic Adjustment Assistance	\$ 2,500,000	\$ 6,635,000
Kansas	ED16DEN3020009	Great Plains Development, Inc.	Dodge City	Planning	\$ 70,000	\$ 70,000
Kansas	ED16DEN3020010	Northwest Kansas Planning & Development Commission	Hill City	Planning	\$ 70,000	\$ 70,000
Kansas	ED16DEN3020019	South Central Kansas Economic Development District, Inc.	Bel Aire	Planning	\$ 70,000	\$ 70,000
Kansas	ED16DEN3020068	Southeast Kansas Regional Planning Commission	Chanute	Planning	\$ 70,000	\$ 70,000
Kansas	ED16DEN3020092	Flint Hills Regional Council, Inc.	Fort Riley	Planning	\$ 70,000	\$ 70,000
Kansas	ED18DEN3030026	Kansas State University	Manhattan	Technical Assistance	\$ 162,500	\$ 162,500
Kansas	ED18DEN3030031	University of Kansas Center for Research, Inc.	Lawrence	Technical Assistance	\$ 140,000	\$ 140,000
Kansas	ED19DEN3020004	North Central Regional Planning Commission	Beloit	Planning	\$ 210,000	\$ 210,000
Kansas	ED19DEN3030001	Bioscience and Technology Business Center, Inc.	Lawrence	Technical Assistance	\$ 21,068	\$ 24,649
Kansas	ED19DEN3030021	Iowa Tribe of Kansas and Nebraska	White Cloud	Technical Assistance	\$ 51,000	\$ -
Kansas	ED19HDQ0200010	Kansas State University	Manhattan	Regional Innovation Strategies	\$ 745,110	\$ 1,045,895
Kansas	57905910	Wichita State University	Wichita	Economic Adjustment Assistance	\$ 2,000,000	\$ 2,000,000
Kentucky	ED17ATL3030032	University of Kentucky	Lexington	Technical Assistance	\$ 118,000	\$ 118,000
Kentucky	ED19ATL3020026	Commonwealth of Kentucky – Department for Local Government	Frankfort	Planning	\$ 1,050,000	\$ 262,500
Kentucky	ED19HDQ0200031	Tri-County Economic Development Corporation	Lakeside Park	Regional Innovation Strategies	\$ 731,250	\$ 731,250
Kentucky	ED19HDQ0200086	Tri-County Economic Development Corporation	Lakeside Park	Regional Innovation Strategies	\$ 300,000	\$ 300,000
Kentucky	ED19HDQ0200109	Northern Kentucky University	Newport	Regional Innovation Strategies	\$ 731,250	\$ 731,250
Kentucky	40107312	City of Bardstow	Bardstow	Public Works	\$ 1,600,000	\$ 2,435,000
Kentucky	47907411	KCEOC Community Action Partnership, Inc.	Gray	Economic Adjustment Assistance	\$ 3,000,000	\$ 2,256,000
Kentucky	47907396	Greenup Joint Sewer Agency	Greenup	Economic Adjustment Assistance	\$ 2,000,000	\$ 3,000,000
Kentucky	47907395	Community Ventures Corporation	Lexington	Economic Adjustment Assistance	\$ 986,186	\$ 766,615
Kentucky	40107332	City of Monticello	Monticello	Public Works	\$ 712,000	\$ 178,000
Kentucky	46907410	Greater Louisville Foundation, Inc.	Louisville	Economic Adjustment Assistance	\$ 90,000	\$ 29,000
Kentucky	47907400	Caveland Environmental Authority, Inc.	Cave City	Economic Adjustment Assistance	\$ 1,418,000	\$ 1,418,000

* Match includes Local(Applicant) match, State and other federal funding, where applicable

(continued on next page)



(continued from previous page)

States/Territories	Award #	Applicant	City	EDA Program	EDA Funding	Match*
Kentucky	40107405	City of Greensburg	Greensburg	Public Works	\$ 640,000	\$ 812,000
Kentucky	47907385	Estill County Board of Education	Irvine	Economic Adjustment Assistance	\$ 4,000,000	\$ 4,700,000
Louisiana	ED18AUS3030031	Southern University and A&M College System	Baton Rouge	Technical Assistance	\$ 112,850	\$ 129,650
Louisiana	ED19AUS3020005	Regional Planning Commission	New Orleans	Planning	\$ 210,000	\$ 52,500
Louisiana	ED19AUS3020006	The Kisatchie-Delta Regional Planning and Development District	Alexandria	Planning	\$ 210,000	\$ 52,500
Louisiana	ED19AUS3020007	Capital Region Planning Commission	Baton Rouge	Planning	\$ 210,000	\$ 52,500
Louisiana	ED19AUS3020008	Acadiana Planning Commission, Inc.	Lafayette	Planning	\$ 210,000	\$ 52,500
Louisiana	ED19AUS3020009	South Central Planning and Development Commission, Inc.	Houma	Planning	\$ 210,000	\$ 52,500
Louisiana	ED19AUS3020012	North Delta Regional Planning and Development	Monroe	Planning	\$ 210,000	\$ 52,500
Louisiana	ED19AUS3020020	The Coordinating and Development Corporation	Shreveport	Planning	\$ 210,000	\$ 52,500
Louisiana	ED19HDQ0200023	New Orleans Bioinnovation Center, Inc.	New Orleans	Regional Innovation Strategies	\$ 299,864	\$ 390,264
Louisiana	80105302	Lafayette Airport Commission	Lafayette	Public Works	\$ 2,000,000	\$ 3,379,888
Louisiana	87905292	Friends of Chennault Aviation and Military Museum	Monroe	Economic Adjustment Assistance	\$ 450,000	\$ 112,500
Louisiana	80105277	Houma-Terrebonne Airport Commission	Houma	Public Works	\$ 1,350,000	\$ 337,500
Louisiana	ED18AUS3030030	University of Louisiana Lafayette	Lafayette	Technical Assistance	\$ 112,850	\$ 112,850
Louisiana	ED19AUS3020018	Imperial Calcasieu Regional Planning & Development Commission	Lake Charles	Planning	\$ 210,000	\$ 52,500
Louisiana	87905291	Plaquemines Parish Government	Belle Chasse	Economic Adjustment Assistance	\$ 4,000,000	\$ 1,084,450
Louisiana	87905316	Town of Albany	Albany	Economic Adjustment Assistance	\$ 845,000	\$ 241,235
Louisiana	87905295	Greater New Orleans Development Foundation	New Orleans	Economic Adjustment Assistance	\$ 950,000	\$ 353,590
Louisiana	87905294	West Calcasieu Port	Sulphur	Economic Adjustment Assistance	\$ 4,200,000	\$ 1,100,000
Maine	ED16PHI3030070	University of Maine System	Portland	Technical Assistance	\$ 116,667	\$ 116,667
Maine	ED19PHI3020005	Manufacturers Association of Maine	Portland	Planning	\$ 53,000	\$ 64,200
Maine	ED19PHI3020033	Northern Maine Development Commission, Inc.	Caribou	Planning	\$ 70,000	\$ 70,000
Maine	ED19PHI3020034	Eastern Maine Development Corporation	Bangor	Planning	\$ 70,000	\$ 70,000
Maine	ED19PHI3020036	Androscoggin Valley Council of Governments	Auburn	Planning	\$ 70,000	\$ 70,000
Maine	ED19PHI3020037	Kennebec Valley Council of Governments	Fairfield	Planning	\$ 70,000	\$ 70,000
Maine	ED19PHI3020074	Greater Portland Council of Governments	Portland	Planning	\$ 70,000	\$ 70,000

* Match includes Local(Applicant) match, State and other federal funding, where applicable

(continued on next page)



(continued from previous page)

States/Territories	Award #	Applicant	City	EDA Program	EDA Funding	Match*
Maine	ED19PHI3020075	Southern Maine Planning and Development Commission	Saco	Planning	\$ 70,000	\$ 70,000
Maine	ED19PHI3020076	Midcoast Economic Development District	Damariscotta	Planning	\$ 70,000	\$ 70,000
Maine	10114865	Eastern Slope Airport Authority	Fryeburg	Public Works	\$ 1,200,000	\$ 946,146
Maine	10114879	University of Maine System	Orono	Public Works	\$ 750,000	\$ 750,000
Maine	10114841	Southern Aroostook Development Corporation	Houlton	Public Works	\$ 1,600,000	\$ 1,602,750
Maine	17914897	University of Maine System Acting through the University of Maine	Orono	Economic Adjustment Assistance	\$ 1,161,635	\$ 777,608
Maine	17914902	Axiom Education & Training Center	Machias	Economic Adjustment Assistance	\$ 1,527,239	\$ 1,658,256
Maine	17914906	Maine Development Foundation	Hallowell	Economic Adjustment Assistance	\$ 446,757	\$ 297,837
Maine	16914845	Passamaquoddy Tribe at Indian Township	Princeton	Economic Adjustment Assistance	\$ 100,000	\$ 53,128
Maryland	ED16PHI3030075	University of Maryland	College Park	Technical Assistance	\$ 116,667	\$ 116,667
Maryland	ED19HDQ0200037	Department of Commerce	Baltimore	Regional Innovation Strategies	\$ 750,000	\$ 819,495
Maryland	ED19HDQ0200074	Johns Hopkins University, The	Baltimore	Regional Innovation Strategies	\$ 633,546	\$ 653,525
Maryland	ED19HDQ0200075	Eastern Shore Entrepreneurship Center, Inc.	Easton	Regional Innovation Strategies	\$ 468,500	\$ 469,960
Maryland	ED19PHI3020018	Tri-County Council for Western Maryland, Inc.	Frostburg	Planning	\$ 70,000	\$ 70,000
Maryland	ED19PHI3020050	Tri-County Council for the Lower Eastern Shore of Maryland	Salisbury	Planning	\$ 70,000	\$ 70,000
Maryland	ED19PHI3020056	Mid-Shore Regional Council	Easton	Planning	\$ 70,000	\$ 70,000
Maryland	16914903	Western Maryland Resource Conservation and Development Council	Hagerstown	Economic Adjustment Assistance	\$ 150,000	\$ 150,000
Maryland	16914905	Baltimore Development Corporation	Baltimore	Economic Adjustment Assistance	\$ 120,000	\$ 120,000
Maryland	10114856	City Life Community Builders	Baltimore	Public Works	\$ 1,590,658	\$ 1,590,558
Maryland	16914848	City of Salisbury	Salisbury	Economic Adjustment Assistance	\$ 37,500	\$ 37,500
Massachusetts	ED16PHI3030067	Becker College	Worcester	Technical Assistance	\$ 116,667	\$ 307,757
Massachusetts	ED18PHI3020012	County of Barnstable	Barnstable	Planning	\$ 70,000	\$ 70,000
Massachusetts	ED19HDQ0200017	Massachusetts Life Sciences Center	Waltham	Regional Innovation Strategies	\$ 300,000	\$ 300,000
Massachusetts	ED19HDQ0200029	Action Innovation Network, Inc.	Fall River	Regional Innovation Strategies	\$ 271,240	\$ 271,240
Massachusetts	ED19HDQ3130107	New England Trade Adjustment Assistance Center, Inc.	North Billerica	Trade Adjustment Assistance for Firms	\$ 1,029,108	\$ 420,000
Massachusetts	ED19PHI3020022	Southeastern Regional Planning & Economic Development District	Taunton	Planning	\$ 70,000	\$ 70,000
Massachusetts	ED19PHI3020031	Old Colony Planning Council	Brockton	Planning	\$ 70,000	\$ 70,000

* Match includes Local(Applicant) match, State and other federal funding, where applicable

(continued on next page)



(continued from previous page)

States/Territories	Award #	Applicant	City	EDA Program	EDA Funding	Match*
Massachusetts	ED19PHI3020032	Montachusett Regional Planning Commission	Leominster	Planning	\$ 70,000	\$ 70,000
Massachusetts	ED19PHI3020051	Merrimack Valley Planning Commission	Haverhill	Planning	\$ 70,000	\$ 30,000
Massachusetts	ED19PHI3020055	Metropolitan Area Planning Council	Boston	Planning	\$ 70,000	\$ 35,000
Massachusetts	ED19PHI3020059	Franklin Regional Council of Governments	Greenfield	Planning	\$ 70,000	\$ 70,000
Massachusetts	ED19PHI3020067	Pioneer Valley Planning Commission	Springfield	Planning	\$ 70,000	\$ 46,667
Massachusetts	ED19PHI3030003	Ocean Alliance, Inc.	Gloucester	Technical Assistance	\$ 50,000	\$ 50,000
Massachusetts	10114826	Town of Bourne, Massachusetts	Bourne	Public Works	\$ 2,335,850	\$ 2,335,850
Massachusetts	16914853	Northern Middlesex Council of Governments	Lowell	Economic Adjustment Assistance	\$ 60,000	\$ 60,000
Massachusetts	10114852	Town of Ludlow, MA	Ludlow	Public Works	\$ 3,126,750	\$ 3,126,750
Michigan	ED16CHI3030032	Regents of The University of Michigan	Ann Arbor	Technical Assistance	\$ 80,000	\$ 125,431
Michigan	ED16CHI3030037	Michigan State University	East Lansing	Technical Assistance	\$ 150,000	\$ 272,493
Michigan	ED19CHI3020003	Southwestern Michigan Commission	Benton Harbor	Planning	\$ 210,000	\$ 210,000
Michigan	ED19CHI3020009	West Michigan Regional Planning Commission	Grand Rapids	Planning	\$ 210,000	\$ 210,000
Michigan	ED19CHI3020012	Inter-Tribal Council of Michigan, Inc.	Sault Sainte Marie	Planning	\$ 153,000	\$ -
Michigan	ED19CHI3020013	East Michigan Council of Governments	Saginaw	Planning	\$ 210,000	\$ 140,000
Michigan	ED19CHI3020023	EUP Regional Planning and Development Commission	Sault Sainte Marie	Planning	\$ 210,000	\$ 52,500
Michigan	ED19CHI3020026	Tri-County Regional Planning	Lansing	Planning	\$ 210,000	\$ 210,000
Michigan	ED19CHI3030019	Economic Development Corporation of Chippewa County	Kincheloe	Technical Assistance	\$ 25,000	\$ 25,000
Michigan	ED19HDQ0200001	Regents of the University of Michigan	Ann Arbor	Regional Innovation Strategies	\$ 299,993	\$ 310,967
Michigan	ED19HDQ0200057	Traverse City Center of Entrepreneurship	Traverse City	Regional Innovation Strategies	\$ 749,914	\$ 749,914
Michigan	ED19HDQ3130099	Regents of the University of Michigan	Ann Arbor	Trade Adjustment Assistance for Firms	\$ 1,867,153	\$ 501,073
Michigan	60106133	City of Beaverton	Beaverton	Public Works	\$ 1,455,720	\$ 623,880
Michigan	66906146	Charter Township of Hampton	Essexville	Economic Adjustment Assistance	\$ 63,000	\$ 37,000
Michigan	66906139	Bay Mills Indian Community	Brimley	Economic Adjustment Assistance	\$ 240,000	\$ -
Michigan	60106142	Sault Ste Marie Tribe of Chippewa Indians	Sault Ste. Marie	Public Works	\$ 2,000,000	\$ 350,000
Michigan	60106138	City of Cedar Springs	Cedar Springs	Public Works	\$ 872,220	\$ 581,480

* Match includes Local(Applicant) match, State and other federal funding, where applicable

(continued on next page)



(continued from previous page)

States/Territories	Award #	Applicant	City	EDA Program	EDA Funding	Match*
Minnesota	ED16CHI3030035	Regents of the University of Minnesota	Minneapolis	Technical Assistance	\$ 160,373	\$ 160,373
Minnesota	ED19CHI3020002	Headwaters Regional Development Commission	Bemidji	Planning	\$ 210,000	\$ 90,000
Minnesota	ED19CHI3020007	Northwest Regional Development Commission	Warren	Planning	\$ 210,000	\$ 210,000
Minnesota	ED19CHI3020011	Southwest Regional Development Commission	Slayton	Planning	\$ 210,000	\$ 210,000
Minnesota	ED19CHI3020024	Arrowhead Regional Development Commission	Duluth	Planning	\$ 210,000	\$ 210,000
Minnesota	ED19HDQ0200053	Red Wing Ignite	Red Wing	Regional Innovation Strategies	\$ 750,000	\$ 940,602
Minnesota	60106149	Grand Portage Reservation Tribal Council	Grand Portage	Public Works	\$ 3,275,155	\$ 2,000,000
Minnesota	60106129	Pine Technical College	Pine City	Public Works	\$ 1,100,000	\$ 1,100,000
Minnesota	67906135	Itasca Economic Development Corporation	Grand Rapids	Economic Adjustment Assistance	\$ 190,000	\$ 190,000
Mississippi	ED17ATL3030033	Mississippi State University	Mississippi State	Technical Assistance	\$ 118,000	\$ 118,000
Mississippi	ED19ATL3020003	Central Mississippi Planning and Development District, Inc.	Jackson	Planning	\$ 210,000	\$ 90,000
Mississippi	ED19ATL3020004	Southwest Mississippi Planning and Development District, Inc.	Natchez	Planning	\$ 210,000	\$ 52,500
Mississippi	ED19ATL3020008	Three Rivers Planning and Development District	Pontotoc	Planning	\$ 210,000	\$ 90,000
Mississippi	ED19ATL3020012	Mississippi Band of Choctaw Indians	Choctaw	Planning	\$ 105,000	\$ -
Mississippi	ED19ATL3020013	Southern Mississippi Planning and Development District, Inc.	Gulfport	Planning	\$ 280,500	\$ 120,215
Mississippi	ED19HDQ0200034	Innovate Mississippi	Jackson	Regional Innovation Strategies	\$ 300,000	\$ 300,000
Mississippi	40107397	Grenada County Board of Supervisors	Grenada	Public Works	\$ 656,231	\$ 649,078
Mississippi	47907364	George County Board of Supervisors	Lucedale	Economic Adjustment Assistance	\$ 1,411,708	\$ 462,322
Mississippi	47907355	City of Durant	Durant	Economic Adjustment Assistance	\$ 413,592	\$ 103,398
Mississippi	47907379	Pearl River Community College	Poplarville	Economic Adjustment Assistance	\$ 2,000,000	\$ 3,947,972
Mississippi	47907362	City of Hattiesburg	Hattiesburg	Economic Adjustment Assistance	\$ 1,700,000	\$ 455,968
Missouri	ED16DEN3020008	Bootheel Regional Planning & Economic Development Commission	Dexter	Planning	\$ 70,000	\$ 30,000
Missouri	ED16DEN3020046	Northwest Missouri Regional Council of Governments	Maryville	Planning	\$ 70,000	\$ 46,667
Missouri	ED16DEN3020048	Ozark Foothills Regional Planning Commission	Poplar Bluff	Planning	\$ 70,000	\$ 30,000
Missouri	ED16DEN3020059	Kaysinger Basin Regional Planning Commission	Clinton	Planning	\$ 70,000	\$ 30,000
Missouri	ED16DEN3020062	Northeast Missouri Regional Planning Commission	Memphis	Planning	\$ 70,000	\$ 30,000
Missouri	ED16DEN3020069	Harry S Truman Coordinating Council	Carl Junction	Planning	\$ 70,000	\$ 30,000

* Match includes Local(Applicant) match, State and other federal funding, where applicable

(continued on next page)



(continued from previous page)

States/Territories	Award #	Applicant	City	EDA Program	EDA Funding	Match*
Missouri	ED18DEN3030029	University of Missouri System	Kansas City	Technical Assistance	\$ 162,500	\$ 162,500
Missouri	ED19DEN3020003	Lake of the Ozarks Council of Local Governments	Camdenton	Planning	\$ 210,000	\$ 140,000
Missouri	ED19DEN3020005	Mo-Kan Regional Council	Saint Joseph	Planning	\$ 210,000	\$ 90,000
Missouri	ED19DEN3030007	Mid-America Regional Council Community Services Corporation	Kansas City	Technical Assistance	\$ 64,875	\$ 64,875
Missouri	ED19DEN3030026	University of Missouri System	Kansas City	Technical Assistance	\$ 67,178	\$ 80,748
Missouri	ED19DEN3030028	Meramec Regional Planning Commission	Saint James	Technical Assistance	\$ 10,000	\$ 2,500
Missouri	ED19HDQ0200011	University of Missouri System	Saint Louis	Regional Innovation Strategies	\$ 692,144	\$ 692,947
Missouri	ED19HDQ0200067	BioGenerator	Saint Louis	Regional Innovation Strategies	\$ 750,000	\$ 1,077,135
Missouri	ED19HDQ0200090	Marquette Tech District Foundation, Inc.	Cape Girardeau	Regional Innovation Strategies	\$ 750,000	\$ 1,483,600
Missouri	ED19HDQ0200097	Entrepreneur Startup Business Development Corporation	Saint Louis	Regional Innovation Strategies	\$ 750,000	\$ 750,000
Missouri	ED19HDQ3130106	University of Missouri System	Columbia	Trade Adjustment Assistance for Firms	\$ 1,075,863	\$ 178,547
Missouri	50105922	Missouri State University	Springfield	Public Works	\$ 1,250,000	\$ 1,250,000
Missouri	ED16DEN3020064	Mark Twain Regional Council of Governments	Perry	Planning	\$ 70,000	\$ 46,667
Missouri	ED16DEN3020066	Green Hills Regional Planning Commission	Trenton	Planning	\$ 70,000	\$ 70,000
Missouri	ED16DEN3020072	Boonslick Regional Planning Commission	Warrenton	Planning	\$ 70,000	\$ 70,000
Missouri	57905936	Mississippi County	Charleston	Economic Adjustment Assistance	\$ 1,555,364	\$ 177,000
Missouri	57905920	Ozark Vitality, Inc.	Doniphan	Economic Adjustment Assistance	\$ 286,061	\$ 121,000
Missouri	57905913	City of West Plains	West Plains	Economic Adjustment Assistance	\$ 1,864,462	\$ 725,068
Missouri	57905937	City of Clarksville	Clarksville	Economic Adjustment Assistance	\$ 695,310	\$ 14,190
Missouri	57905927	State Technical College of Missouri	Linn	Economic Adjustment Assistance	\$ 2,000,000	\$ 4,508,513
Montana	ED16DEN3020003	Confederated Salish & Kootenai Tribes of the Flathead Reservation	Pablo	Planning	\$ 51,000	\$ -
Montana	ED16DEN3020011	Northern Rocky Mountain Economic Development District	Bozeman	Planning	\$ 70,000	\$ 70,000
Montana	ED16DEN3020039	Blackfeet Tribe of The Blackfeet Indian Reservation	Browning	Planning	\$ 51,000	\$ -
Montana	ED16DEN3020075	Headwaters Resource Conservation & Development Area Inc	Butte	Planning	\$ 70,000	\$ 70,000
Montana	ED16DEN3020102	Crow Tribe of Indians	Crow Agency	Planning	\$ 51,000	\$ -
Montana	ED19DEN3020022	Northern Cheyenne Tribe	Lame Deer	Planning	\$ 153,000	\$ -
Montana	ED19DEN3020023	The Chippewa Cree Tribe of the Rocky Boy's Reservation	Box Elder	Planning	\$ 153,000	\$ -

* Match includes Local(Applicant) match, State and other federal funding, where applicable

(continued on next page)



(continued from previous page)

States/Territories	Award #	Applicant	City	EDA Program	EDA Funding	Match*
Montana	ED19DEN3020024	Fort Belknap Indian Community	Harlem	Planning	\$ 153,000	\$ -
Montana	ED19DEN3030027	Native American Development Corporation	Billings	Technical Assistance	\$ 77,785	\$ 19,475
Montana	ED19HDQ0200091	Montana State University, Inc.	Bozeman	Regional Innovation Strategies	\$ 749,314	\$ 749,331
Montana	57905925	Southeastern Montana Development Corporation	Colstrip	Economic Adjustment Assistance	\$ 250,000	\$ 250,000
Montana	5010580601	Blackfeet Tribal Business Council	Browning	Public Works	\$ 375,000	\$ 222,890
Montana	57905934	Southeastern Montana Development Corporation	Colstrip	Economic Adjustment Assistance	\$ 80,000	\$ 80,000
Montana	57905924	Southeastern Montana Development Corporation	Colstrip	Economic Adjustment Assistance	\$ 50,000	\$ 50,000
Montana	57905931	Southeastern Montana Development Corporation	Colstrip	Economic Adjustment Assistance	\$ 50,000	\$ 50,000
Montana	ED16DEN3020029	Montana Business Assistance Connection Inc	Helena	Planning	\$ 70,000	\$ 70,000
Montana	ED18DEN3030032	University of Montana	Missoula	Technical Assistance	\$ 146,000	\$ 146,000
Montana	ED16DEN3020077	Snowy Mountain Development Corporation	Lewistown	Planning	\$ 70,000	\$ 70,000
Montana	ED16DEN3020086	Great Northern Development Corporation	Wolf Point	Planning	\$ 70,000	\$ -
Montana	ED16DEN3020104	Fort Peck Assiniboine & Sioux Tribes	Poplar	Planning	\$ 51,000	\$ -
Montana	ED19DEN3020018	Eastern Plains Economic Development Corporation	Sidney	Planning	\$ 210,000	\$ 210,000
Nebreska	ED16DEN3020014	South Central Economic Development District, Inc.	Holdrege	Planning	\$ 70,000	\$ 70,000
Nebreska	ED16DEN3020042	West Central Nebraska Development District, Inc.	Ogallala	Planning	\$ 70,000	\$ 70,000
Nebreska	ED18DEN3030027	University of Nebraska	Omaha	Technical Assistance	\$ 112,000	\$ 115,612
Nebreska	ED19DEN3020010	Panhandle Area Development District	Scottsbluff	Planning	\$ 210,000	\$ 210,000
Nebreska	ED19DEN3020017	Central Nebraska Economic Development District	Chambers	Planning	\$ 210,000	\$ 210,000
Nebreska	ED19DEN3020019	Southeast Nebraska Development District	Lincoln	Planning	\$ 210,000	\$ 210,000
Nebreska	ED19HDQ0200064	University of Nebraska	Omaha	Regional Innovation Strategies	\$ 750,000	\$ 750,000
Nebreska	50105912	South Sioux City	South Sioux City	Public Works	\$ 2,211,000	\$ 2,211,000
Nevada	ED17SEA3020063	Western Nevada Development District	Carson City	Planning	\$ 80,000	\$ 80,000
Nevada	ED17SEA3030034	University of Nevada at Reno	Reno	Technical Assistance	\$ 125,000	\$ 125,000
Nevada	ED19HDQ0200046	StartUpNV	Las Vegas	Regional Innovation Strategies	\$ 300,000	\$ 491,700
Nevada	70107508	UNLV Research Foundation	Las Vegas	Public Works	\$ 1,908,346	\$ 1,908,346

* Match includes Local(Applicant) match, State and other federal funding, where applicable

(continued on next page)



(continued from previous page)

States/Territories	Award #	Applicant	City	EDA Program	EDA Funding	Match*
New Hampshire	ED19PHI3020012	North Country Council Inc	Littleton	Planning	\$ 70,000	\$ 70,000
New Hampshire	ED19PHI3020035	Rockingham Economic Development Corporation	Raymond	Planning	\$ 70,000	\$ 70,000
New Hampshire	ED19PHI3030060	Nashua Regional Planning Commission	Nashua	Technical Assistance	\$ 42,181	\$ 42,181
New Hampshire	ED19PHI3030072	Strafford Regional Planning Commission	Rochester	Technical Assistance	\$ 70,000	\$ 70,000
New Hampshire	10114846	Winchester Economic Development Corporation	Winchester	Public Works	\$ 666,000	\$ 444,000
New Hampshire	10114894	Town of Seabrook	Seabrook	Public Works	\$ 695,965	\$ 695,966
New Jersey	ED16PHI3030063	Rutgers, The State University of New Jersey	Newark	Technical Assistance	\$ 116,667	\$ 116,668
New Jersey	ED19HDQ0200039	New Jersey Innovation Institute, Inc.	Newark	Regional Innovation Strategies	\$ 749,839	\$ 1,493,444
New Jersey	ED19HDQ0200095	Atlantic County Economic Alliance Inc	Mays Landing	Regional Innovation Strategies	\$ 750,000	\$ 933,673
New Jersey	ED19PHI3020025	South Jersey Economic Development District, Inc.	Vineland	Planning	\$ 70,000	\$ 70,000
New Jersey	10114855	Town of Kearny	Kearny	Public Works	\$ 3,000,000	\$ 1,300,000
New Mexico	ED18AUS3030032	San Juan College	Farmington	Technical Assistance	\$ 112,850	\$ 49,912
New Mexico	ED18AUS3030034	Science and Technology Corporation, University of New Mexico	Albuquerque	Technical Assistance	\$ 112,850	\$ 114,603
New Mexico	ED19AUS3020010	Southeastern New Mexico Economic Development District, Inc.	Roswell	Planning	\$ 210,000	\$ 210,000
New Mexico	ED19AUS3020011	Mid Region Council of Governments	Albuquerque	Planning	\$ 210,000	\$ 140,000
New Mexico	ED19AUS3020013	South Central Council of Government, Inc.	Elephant Butte	Planning	\$ 210,000	\$ 90,000
New Mexico	ED19AUS3020014	Southwest New Mexico Council of Governments	Silver City	Planning	\$ 210,000	\$ 52,500
New Mexico	ED19AUS3020015	North Central New Mexico Economic Development District	Santa Fe	Planning	\$ 210,000	\$ 90,000
New Mexico	ED19AUS3020019	Eastern Plains Council of Governments	Clovis	Planning	\$ 210,000	\$ 90,000
New Mexico	ED19AUS3020021	Northwest New Mexico Council of Governments	Gallup	Planning	\$ 210,000	\$ 52,500
New Mexico	ED19HDQ0200012	New Mexico Angels, Inc.	Albuquerque	Regional Innovation Strategies	\$ 300,000	\$ 300,000
New Mexico	ED19HDQ0200069	San Juan College	Farmington	Regional Innovation Strategies	\$ 384,777	\$ 400,880
New Mexico	ED19HDQ0200072	New Mexico State University	Las Cruces	Regional Innovation Strategies	\$ 750,000	\$ 750,000
New Mexico	ED19HDQ0200094	Central New Mexico Community College	Albuquerque	Regional Innovation Strategies	\$ 295,375	\$ 298,183
New Mexico	87905286	Women's Economic Self-Sufficiency Team, Corp	Albuquerque	Economic Adjustment Assistance	\$ 250,000	\$ 108,000
New Mexico	86905337	Northwest New Mexico Council of Governments	Gallup	Economic Adjustment Assistance	\$ 988,400	\$ 540,000
New Mexico	87905332	Indian Pueblo Cultural Center	Albuquerque	Economic Adjustment Assistance	\$ 1,000,000	\$ 1,000,000

* Match includes Local(Applicant) match, State and other federal funding, where applicable

(continued on next page)



(continued from previous page)

States/Territories	Award #	Applicant	City	EDA Program	EDA Funding	Match*
NewYork	ED16PHI3030071	Research Foundation for State University of New York	Albany	Technical Assistance	\$ 116,667	\$ 117,064
NewYork	ED16PHI3030074	University of Rochester	Rochester	Technical Assistance	\$ 116,667	\$ 116,667
NewYork	ED19HDQ0200015	Excell Partners, Inc.	Rochester	Regional Innovation Strategies	\$ 300,000	\$ 543,871
NewYork	ED19HDQ0200028	Launch New York, Inc.	Buffalo	Regional Innovation Strategies	\$ 300,000	\$ 300,000
NewYork	ED19HDQ0200038	The Research Foundation for the State University of New York	Binghamton	Regional Innovation Strategies	\$ 750,000	\$ 750,000
NewYork	ED19HDQ0200070	Cornell University, Inc.	Ithaca	Regional Innovation Strategies	\$ 750,000	\$ 750,000
NewYork	ED19HDQ0200080	The Research Foundation for the State University of New York	Albany	Regional Innovation Strategies	\$ 300,000	\$ 333,364
NewYork	ED19HDQ3130098	The Research Foundation for the State University of New York	Binghamton	Trade Adjustment Assistance for Firms	\$ 889,820	\$ 140,157
NewYork	ED19PHI3020001	The Staten Island Economic Development Corporation	Staten Island	Planning	\$ 70,000	\$ 70,000
NewYork	ED19PHI3020014	Southern Tier East Regional Planning Development Board	Binghamton	Planning	\$ 70,000	\$ 70,000
NewYork	ED19PHI3020015	Lake Champlain-Lake George Regional Planning Board	Lake George	Planning	\$ 70,000	\$ 70,000
NewYork	ED19PHI3020017	Southern Tier West Regional Planning & Development Board	Salamanca	Planning	\$ 70,000	\$ 70,000
NewYork	ED19PHI3020019	Genesee Finger Lakes Regional Planning Council	Rochester	Planning	\$ 70,000	\$ 70,000
NewYork	ED19PHI3020021	Central New York Regional Planning & Development Board	Syracuse	Planning	\$ 70,000	\$ 70,000
NewYork	ED19PHI3020027	Mohawk Valley Economic Development District, Inc.	Mohawk	Planning	\$ 70,000	\$ 70,000
NewYork	ED19PHI3020030	Southern Tier Central Regional Planning and Development Board	Corning	Planning	\$ 70,000	\$ 70,000
NewYork	ED19PHI3020052	Capital District Regional Planning Commission	Albany	Planning	\$ 70,000	\$ 70,000
NewYork	ED19PHI3020054	Seneca Nation of Indians	Salamanca	Planning	\$ 46,520	\$ -
NewYork	ED19PHI3020061	Hudson Valley Regional Council, Inc.	Newburgh	Planning	\$ 70,000	\$ 70,000
NewYork	ED19PHI3020064	Saint Regis Mohawk Tribe	Akwesasne	Planning	\$ 47,000	\$ -
NewYork	10114847	Rochester Downtown Development Corporation	Rochester	Public Works	\$ 982,800	\$ 655,200
NewYork	10114896	Clinton County	Plattsburgh	Public Works	\$ 1,500,000	\$ 1,500,000
NewYork	16914857	Seneca Nation of Indians	Irving	Economic Adjustment Assistance	\$ 290,000	\$ -
NewYork	87905274	TruFund Financial Services, Inc.	New York	Economic Adjustment Assistance	\$ 1,100,000	\$ 300,000
North Carolina	ED17ATL3030034	Fayetteville State University	Fayetteville	Technical Assistance	\$ 118,000	\$ 118,000
North Carolina	ED17ATL3030035	Western Carolina University	Cullowhee	Technical Assistance	\$ 118,000	\$ 118,000
North Carolina	ED17ATL3030039	University of North Carolina At Chapel Hill	Chapel Hill	Technical Assistance	\$ 118,000	\$ 118,000

* Match includes Local(Applicant) match, State and other federal funding, where applicable

(continued on next page)



(continued from previous page)

States/Territories	Award #	Applicant	City	EDA Program	EDA Funding	Match*
North Carolina	ED19ATL3020011	Kerr-Tar Regional Council of Governments	Henderson	Planning	\$ 210,000	\$ 140,000
North Carolina	ED19ATL3020016	Centralina Economic Development Commission, Inc.	Charlotte	Planning	\$ 210,000	\$ 90,000
North Carolina	ED19ATL3020018	Region D Council of Governments	Boone	Planning	\$ 210,000	\$ 210,000
North Carolina	ED19ATL3020022	Triangle J Council of Governments	Durham	Planning	\$ 210,000	\$ 210,000
North Carolina	ED19HDQ0200044	CLT Joules	Charlotte	Regional Innovation Strategies	\$ 748,244	\$ 748,244
North Carolina	ED19HDQ0200084	Catawba Valley Community College	Hickory	Regional Innovation Strategies	\$ 750,000	\$ 750,000
North Carolina	40107318	Rowan-Cabarrus Community College	Salisbury	Public Works	\$ 2,040,000	\$ 2,040,000
North Carolina	47907375	Southeastern Economic Development Commission	Elizabethtown	Economic Adjustment Assistance	\$ 300,000	\$ 75,000
North Carolina	40107331	Town of Tabor City	Tabor City	Public Works	\$ 800,000	\$ 200,000
North Carolina	4790717301	Triangle J Council of Governments	Durham	Economic Adjustment Assistance	\$ 300,000	\$ 75,000
North Carolina	40107403	Cape Fear Community College	Wilmington	Public Works	\$ 633,408	\$ 158,352
North Carolina	47907363	Mid-East Commission	Washington	Economic Adjustment Assistance	\$ 200,000	\$ 50,000
North Carolina	46907338	The Southeastern Partnership, Inc.	Elizabethtown	Economic Adjustment Assistance	\$ 148,000	\$ 37,000
North Carolina	4790717501	Upper Coastal Plain Council of Governments	Wilson	Economic Adjustment Assistance	\$ 151,200	\$ 37,800
North Dakota	ED16DEN3020038	South Central Dakota Regional Council	Jamestown	Planning	\$ 70,000	\$ 70,000
North Dakota	ED16DEN3020040	Tri County Regional Development Council	Williston	Planning	\$ 70,000	\$ 70,000
North Dakota	ED16DEN3020073	Red River Regional Council	Grafton	Planning	\$ 70,000	\$ 70,000
North Dakota	ED16DEN3020093	Turtle Mountain Band of Chippewa Indians	Belcourt	Planning	\$ 51,000	\$ -
North Dakota	ED16DEN3020105	Three Affiliated Tribes	New Town	Planning	\$ 51,000	\$ -
North Dakota	ED18DEN3030028	University of North Dakota	Grand Forks	Technical Assistance	\$ 100,000	\$ 100,000
North Dakota	57905923	Bismarck State College	Bismarck	Economic Adjustment Assistance	\$ 415,256	\$ 415,256
North Dakota	ED18DEN3020038	Standing Rock Sioux Tribe	Fort Yates	Planning	\$ 51,000	\$ -
Ohio	ED16CHI3030034	Bowling Green State University	Bowling Green	Technical Assistance	\$ 150,000	\$ 150,000
Ohio	ED16CHI3030036	Cleveland State University	Cleveland	Technical Assistance	\$ 80,000	\$ 122,740
Ohio	ED19CHI3020005	Ohio Mid-Eastern Governments Association	Cambridge	Planning	\$ 210,000	\$ 210,000
Ohio	ED19CHI3020006	Ohio Valley Regional Development Commission	Waverly	Planning	\$ 210,000	\$ 140,000
Ohio	ED19CHI3020015	Buckeye Hills Hocking Valley Regional Development District	Marietta	Planning	\$ 210,000	\$ 140,000

* Match includes Local(Applicant) match, State and other federal funding, where applicable

(continued on next page)



(continued from previous page)

States/Territories	Award #	Applicant	City	EDA Program	EDA Funding	Match*
Ohio	ED19CHI3020021	Northeast Ohio Four County Regional Planning and Development Organization	Akron	Planning	\$ 210,000	\$ 210,000
Ohio	ED19CHI3020025	Eastgate Regional Council of Governments	Youngstown	Planning	\$ 210,000	\$ 210,000
Ohio	ED19HDQ0200007	Bounce Innovation Hub	Akron	Regional Innovation Strategies	\$ 300,000	\$ 1,386,000
Ohio	ED19HDQ0200060	Children's Hospital Medical Center	Cincinnati	Regional Innovation Strategies	\$ 300,000	\$ 300,000
Ohio	ED19HDQ0200061	Wright State Applied Research Corporation	Dayton	Regional Innovation Strategies	\$ 747,167	\$ 800,034
Ohio	ED19PHI3020053	Region 11 Council	Steubenville	Planning	\$ 70,000	\$ 70,000
Ohio	67906152	City of Oregon	Oregon	Economic Adjustment Assistance	\$ 2,716,716	\$ 679,179
Ohio	66906143	Eastgate Regional Council of Governments	Youngstown	Economic Adjustment Assistance	\$ 600,000	\$ 150,000
Ohio	67906147	Ohio University	Athens	Economic Adjustment Assistance	\$ 1,150,638	\$ 287,684
Oklahoma	ED18AUS3030036	University of Oklahoma	Norman	Technical Assistance	\$ 112,850	\$ 112,850
Oklahoma	ED19AUS3020016	Inter-Tribal Council, Inc.	Miami	Planning	\$ 180,000	\$ -
Oklahoma	ED19AUS3020017	Association of Central Oklahoma Governments	Oklahoma City	Planning	\$ 70,000	\$ 70,000
Oklahoma	80105312	Rose State College	Midwest City	Public Works	\$ 880,000	\$ 3,000,000
Oklahoma	80105327	Oklahoma Panhandle State University	Goodwell	Public Works	\$ 1,558,000	\$ 389,504
Oklahoma	80105284	City of Durant	Durant	Public Works	\$ 1,500,000	\$ 673,913
Oklahoma	87905305	Oklahoma State University Institute of Technology	Okmulgee	Economic Adjustment Assistance	\$ 250,000	\$ 254,136
Oklahoma	86905283	E Foundation for Oklahoma Inc.	Oklahoma City	Economic Adjustment Assistance	\$ 300,000	\$ 300,000
Oklahoma	80105326	Tishomingo Municipal Authority	Tishomingo	Public Works	\$ 2,000,000	\$ 857,143
Oklahoma	ED18AUS3020020	Kiamichi Economic Development District of Oklahoma	Wilburton	Planning	\$ 70,000	\$ 46,667
Oregon	ED17SEA3020005	C C D Business Development Corporation	Roseburg	Planning	\$ 225,000	\$ 225,000
Oregon	ED17SEA3020013	Mid-Columbia Economic Development District	The Dalles	Planning	\$ 240,000	\$ 240,000
Oregon	ED17SEA3020014	Greater Eastern Oregon Development Corporation	Pendleton	Planning	\$ 75,000	\$ 75,000
Oregon	ED17SEA3020019	Central Oregon Intergovernmental Council	Bend	Planning	\$ 75,000	\$ 50,000
Oregon	ED17SEA3020022	Oregon Cascades West Council of Government Inc.	Albany	Planning	\$ 75,000	\$ 75,000
Oregon	ED17SEA3020042	South Central Oregon Economic Development District	Klamath Falls	Planning	\$ 75,000	\$ 75,000
Oregon	ED17SEA3020043	Northeast Oregon Economic Development District	Enterprise	Planning	\$ 225,000	\$ 225,000
Oregon	ED17SEA3020047	Greater Portland Economic Development District, Inc.	Portland	Planning	\$ 225,000	\$ 225,000

* Match includes Local(Applicant) match, State and other federal funding, where applicable

(continued on next page)



(continued from previous page)

States/Territories	Award #	Applicant	City	EDA Program	EDA Funding	Match*
Oregon	ED17SEA3020048	Columbia-Pacific Economic Development District of Oregon	Saint Helens	Planning	\$ 225,000	\$ 225,000
Oregon	ED17SEA3020051	Mid-Willamette Valley Council of Governments	Salem	Planning	\$ 75,000	\$ 75,000
Oregon	ED17SEA3020077	Southern Oregon Regional Economic Development, Inc.	Medford	Planning	\$ 225,000	\$ 225,000
Oregon	ED17SEA3030029	University of Oregon	Eugene	Technical Assistance	\$ 143,025	\$ 143,025
Oregon	ED19HDQ0200055	VertueLab	Portland	Regional Innovation Strategies	\$ 300,000	\$ 300,000
Oregon	77907520	Oregon Technology Business Center	Beaverton	Economic Adjustment Assistance	\$ 191,225	\$ 199,300
Oregon	70107473	City of Pendleton	Pendleton	Public Works	\$ 3,000,000	\$ 3,000,000
Pennsylvania	ED16PHI3030065	The Pennsylvania State University	University Park	Technical Assistance	\$ 116,667	\$ 116,667
Pennsylvania	ED19HDQ0200020	Ben Franklin Technology Partners of Southeastern Pennsylvania	Philadelphia	Regional Innovation Strategies	\$ 249,998	\$ 259,070
Pennsylvania	ED19HDQ0200035	The Pennsylvania State University	University Park	Regional Innovation Strategies	\$ 750,000	\$ 1,437,008
Pennsylvania	ED19HDQ0200036	The HealthShare Exchange of Southeastern Pennsylvania	Philadelphia	Regional Innovation Strategies	\$ 750,000	\$ 750,000
Pennsylvania	ED19HDQ0200054	Lifex Labs LLC	Pittsburgh	Regional Innovation Strategies	\$ 750,000	\$ 750,000
Pennsylvania	ED19HDQ3130105	Mid-Atlantic Employers' Association	King of Prussia	Trade Adjustment Assistance for Firms	\$ 1,044,520	\$ 331,694
Pennsylvania	ED19PHI3020002	Delaware Valley Regional Planning Commission	Philadelphia	Planning	\$ 75,000	\$ 75,000
Pennsylvania	ED19PHI3020009	Economic Development Council of Northeastern Pennsylvania	Pittston	Planning	\$ 70,000	\$ 70,000
Pennsylvania	ED19PHI3020010	Northern Tier Regional Planning and Development Commission	Towanda	Planning	\$ 70,000	\$ 70,000
Pennsylvania	ED19PHI3020011	SEDA Council of Governments	Lewisburg	Planning	\$ 70,000	\$ 70,000
Pennsylvania	ED19PHI3020040	Northwest Pennsylvania Regional Planning and Development Commission	Oil City	Planning	\$ 70,000	\$ 17,500
Pennsylvania	ED19PHI3020063	Southern Alleghenies Planning and Development Commission	Altoona	Planning	\$ 70,000	\$ 70,000
Pennsylvania	ED19PHI3020068	Southwestern Pennsylvania Corporation	Pittsburgh	Planning	\$ 70,000	\$ 70,000
Pennsylvania	ED19PHI3020069	North Central Pennsylvania Regional Planning and Development Commission	Ridgway	Planning	\$ 70,000	\$ 70,000
Pennsylvania	17914875	Recycle the World, Inc.	King of Prussia	Economic Adjustment Assistance	\$ 2,350,000	\$ 587,500
Pennsylvania	16914899	The Enterprise Center Community Development Corporation	Philadelphia	Economic Adjustment Assistance	\$ 500,000	\$ 140,148
Pennsylvania	17914870	Pennsylvania Wilds Center for Entrepreneurship, Inc.	Russell	Economic Adjustment Assistance	\$ 860,000	\$ 277,500
Pennsylvania	10114849	Philadelphia Authority for Industrial Development	Philadelphia	Public Works	\$ 3,000,000	\$ 7,500,000
Pennsylvania	16914839	Northwest Pennsylvania Regional Planning and Development Commission	Oil City	Economic Adjustment Assistance	\$ 50,000	\$ 50,000
Pennsylvania	17914868	Ben Franklin Technology Partners of Southeastern Pennsylvania	Philadelphia	Economic Adjustment Assistance	\$ 633,555	\$ 646,712

* Match includes Local(Applicant) match, State and other federal funding, where applicable

(continued on next page)



(continued from previous page)

States/Territories	Award #	Applicant	City	EDA Program	EDA Funding	Match*
Pennsylvania	16914840	Lock Haven University	Lock Haven	Economic Adjustment Assistance	\$ 25,000	\$ 25,000
Pennsylvania	16914895	North Central Pennsylvania Regional Planning and Development	Ridgway	Economic Adjustment Assistance	\$ 95,500	\$ 99,500
Pennsylvania	17914888	Clearfield County Economic Development Corporation	Clearfield	Economic Adjustment Assistance	\$ 2,000,000	\$ 2,280,000
Pennsylvania	87905308	Common Market Philadelphia, Incorporated	Philadelphia	Economic Adjustment Assistance	\$ 3,000,000	\$ 847,546
Puerto Rico	ED16PHI3030073	University of Puerto Rico	Mayaguez	Technical Assistance	\$ 116,667	\$ 175,000
Puerto Rico	ED19HDQ0200027	Puerto Rico Science, Technology and Research Trust	Rio Piedras	Regional Innovation Strategies	\$ 396,232	\$ 399,259
Puerto Rico	ED19HDQ0200082	Puerto Rico Science, Technology, and Research Trust	Rio Piedras	Regional Innovation Strategies	\$ 299,955	\$ 309,180
Puerto Rico	17914889	University of Puerto Rico Mayaguez	Mayaguez	Economic Adjustment Assistance	\$ 1,251,267	\$ 183,173
Puerto Rico	17914860	Fundación Comunitaria de Puerto Rico	San Juan	Economic Adjustment Assistance	\$ 4,128,000	\$ 1,032,000
Puerto Rico	17914890	Municipio de Jayuya	Jayuya	Economic Adjustment Assistance	\$ 8,500,000	\$ 1,217,697
Puerto Rico	17914891	BLUEtide Puerto Rico, Inc.	San Juan	Economic Adjustment Assistance	\$ 8,879,361	\$ 166,667
Puerto Rico	16914862	Universidad Politecnica de Puerto Rico	San Juan	Economic Adjustment Assistance	\$ 262,514	\$ 66,572
Puerto Rico	17914900	Puerto Rico Industries for the Blind, Corp.	Mayaguez	Economic Adjustment Assistance	\$ 640,661	\$ 137,882
Puerto Rico	17914864	Pathstone Corporation	Ponce	Economic Adjustment Assistance	\$ 3,851,087	\$ 660,509
Puerto Rico	17914873	University of Puerto Rico	San Juan	Economic Adjustment Assistance	\$ 9,955,639	\$ 1,991,127
Rhode Island	ED19HDQ0200014	Social Enterprise Greenhouse	Providence	Regional Innovation Strategies	\$ 257,321	\$ 257,321
Rhode Island	16914842	City of East Providence	East Providence	Economic Adjustment Assistance	\$ 144,410	\$ 144,647
South Carolina	ED17ATL3030040	University of South Carolina	Columbia	Technical Assistance	\$ 118,000	\$ 118,000
South Carolina	ED19ATL3020001	Upper Savannah Council of Governments	Greenwood	Planning	\$ 210,000	\$ 140,000
South Carolina	ED19ATL3020005	Catawba Indian Nation	Rock Hill	Planning	\$ 105,000	\$ -
South Carolina	ED19ATL3020006	South Carolina Appalachian Council of Governments	Greenville	Planning	\$ 210,000	\$ 210,000
South Carolina	ED19ATL3020009	Waccamaw Regional Council of Governments	Georgetown	Planning	\$ 210,000	\$ 90,000
South Carolina	ED19ATL3020010	Catawba Regional Council of Governments	Rock Hill	Planning	\$ 210,000	\$ 210,000
South Carolina	ED19ATL3020015	Lower Savannah Council of Governments	Aiken	Planning	\$ 210,000	\$ 52,500
South Carolina	ED19ATL3020017	Santee-Lynches Regional Council of Governments	Sumter	Planning	\$ 210,000	\$ 90,000
South Carolina	ED19ATL3020019	Lowcountry Council of Governments	Yemassee	Planning	\$ 210,000	\$ 140,000
South Carolina	ED19ATL3020021	Pee Dee Regional Council of Governments	Florence	Planning	\$ 210,000	\$ 90,000

* Match includes Local(Applicant) match, State and other federal funding, where applicable

(continued on next page)



(continued from previous page)

States/Territories	Award #	Applicant	City	EDA Program	EDA Funding	Match*
South Carolina	ED19ATL3020024	Central Midlands Council of Governments	Columbia	Planning	\$ 210,000	\$ 210,000
South Carolina	ED19ATL3020025	Berkeley-Charleston-Dorchester Council of Government	North Charleston	Planning	\$ 210,000	\$ 210,000
South Carolina	ED19HDQ0200032	South Carolina Research Authority	Columbia	Regional Innovation Strategies	\$ 749,994	\$ 1,064,852
South Carolina	46907389	South Carolina Council of Competitiveness	Columbia	Economic Adjustment Assistance	\$ 185,000	\$ 185,000
South Carolina	40107401	City of Darlington	Darlington	Public Works	\$ 1,212,320	\$ 305,580
South Carolina	46907392	South Carolina Aquarium	Charleston	Economic Adjustment Assistance	\$ 387,833	\$ 102,051
South Carolina	40107394	Florence County	Florence	Public Works	\$ 2,392,435	\$ 598,109
South Carolina	47907333	Southern Carolina Regional Development Alliance	Barnwell	Economic Adjustment Assistance	\$ 120,000	\$ 30,000
South Carolina	46907390	County of Greenwood	Greenwood	Economic Adjustment Assistance	\$ 208,000	\$ 52,000
South Carolina	46907351	University of South Carolina	Columbia	Economic Adjustment Assistance	\$ 44,122	\$ 44,122
South Carolina	47907310	Laurens County Water and Sewer Commission	Laurens	Economic Adjustment Assistance	\$ 3,100,000	\$ 775,000
South Carolina	47907359	City of Walhalla	Walhalla	Economic Adjustment Assistance	\$ 473,000	\$ 119,000
South Carolina	47907373	Town of Kershaw	Kershaw	Economic Adjustment Assistance	\$ 1,878,000	\$ 470,020
South Carolina	46907327	Pee Dee Regional Council of Governments	Florence	Economic Adjustment Assistance	\$ 80,000	\$ 20,000
South Carolina	47907366	Lancaster County Water and Sewer District	Lancaster	Economic Adjustment Assistance	\$ 3,800,000	\$ 1,000,000
South Carolina	47907358	Oconee Joint Regional Sewer Authority	Seneca	Economic Adjustment Assistance	\$ 3,700,000	\$ 977,830
South Carolina	47907321	City of Abbeville	Abbeville	Economic Adjustment Assistance	\$ 2,554,000	\$ 638,500
South Carolina	46907343	Pee Dee Regional Council of Governments	Florence	Economic Adjustment Assistance	\$ 160,000	\$ 40,000
South Carolina	47907311	Lowcountry Regional Water System	Hampton	Economic Adjustment Assistance	\$ 1,694,000	\$ 726,000
South Carolina	47907376	Homes of Hope, Inc.	Greenville	Economic Adjustment Assistance	\$ 2,720,000	\$ 2,262,423
South Carolina	47907365	City of Hardeeville	Hardeeville	Economic Adjustment Assistance	\$ 1,860,000	\$ 1,240,000
South Carolina	47907326	Winthrop University	Rock Hill	Economic Adjustment Assistance	\$ 1,207,875	\$ 301,969
South Carolina	47907356	City of Lake City	Lake City	Economic Adjustment Assistance	\$ 1,795,000	\$ 449,632
South Dakota	ED16DEN3020002	Planning and Development District III	Yankton	Planning	\$ 70,000	\$ 17,500
South Dakota	ED16DEN3020004	Central South Dakota Enhancement District	Pierre	Planning	\$ 70,000	\$ 30,000
South Dakota	ED16DEN3020012	Northeast Council Governments	Aberdeen	Planning	\$ 70,000	\$ 70,000
South Dakota	ED16DEN3020021	1st District Association of Local Governments	Watertown	Planning	\$ 70,000	\$ 70,000

* Match includes Local(Applicant) match, State and other federal funding, where applicable

(continued on next page)



(continued from previous page)

States/Territories	Award #	Applicant	City	EDA Program	EDA Funding	Match*
South Dakota	ED16DEN3020024	Black Hills Council of Local Governments	Rapid City	Planning	\$ 70,000	\$ 30,000
South Dakota	ED16DEN3020034	Lower Brule Sioux Tribe	Lower Brule	Planning	\$ 51,000	\$ -
South Dakota	ED16DEN3020096	Rosebud Sioux Tribe	Rosebud	Planning	\$ 51,000	\$ -
South Dakota	ED16DEN3020097	Sisseton-Wahpeton Oyate	Agency Village	Planning	\$ 51,000	\$ -
South Dakota	ED16DEN3020099	Cheyenne River Sioux Tribe	Eagle Butte	Planning	\$ 51,000	\$ -
South Dakota	ED16DEN3020101	Yankton Sioux Tribe	Wagner	Planning	\$ 51,000	\$ -
South Dakota	ED18DEN3030025	South Dakota State University	Brookings	Technical Assistance	\$ 145,000	\$ 145,000
South Dakota	ED19DEN3020002	South Eastern Council of Governments	Sioux Falls	Planning	\$ 210,000	\$ 210,000
South Dakota	57905908	Planning & Development District III	Yankton	Economic Adjustment Assistance	\$ 350,000	\$ 350,000
South Dakota	57905914	Dakota State University	Madison	Economic Adjustment Assistance	\$ 1,464,551	\$ 1,464,552
South Dakota	50105915	Rapid City Economic Development Foundation	Rapid City	Public Works	\$ 3,051,900	\$ 5,667,815
South Dakota	ED19DEN3020025	Oglala Sioux Tribe of Pine Ridge Indian Reservation	Pine Ridge	Planning	\$ 153,000	\$ -
Tennessee	ED17ATL3030037	Tennessee Technological University	Cookeville	Technical Assistance	\$ 118,000	\$ 118,000
Tennessee	ED17ATL3030038	University of Tennessee	Knoxville	Technical Assistance	\$ 118,000	\$ 118,000
Tennessee	ED19ATL3020002	Chattanooga Area Regional Council of Governments	Chattanooga	Planning	\$ 210,000	\$ 90,000
Tennessee	ED19ATL3020007	East Tennessee Development District	Alcoa	Planning	\$ 210,000	\$ 140,000
Tennessee	ED19HDQ0200087	Vibrant Memphis, Inc.	Memphis	Regional Innovation Strategies	\$ 289,500	\$ 295,000
Tennessee	ED19HDQ0200088	AgLaunch Initiative	Memphis	Regional Innovation Strategies	\$ 750,000	\$ 750,000
Tennessee	ED19HDQ0200089	Tennessee Technology Development Corporation	Nashville	Regional Innovation Strategies	\$ 500,000	\$ 570,000
Tennessee	40107404	Hancock County	Sneedville	Public Works	\$ 224,420	\$ 96,180
Tennessee	47907377	City of Dayton	Dayton	Economic Adjustment Assistance	\$ 2,765,450	\$ 11,789,550
Tennessee	47907391	City of Friendsville	Friendsville	Economic Adjustment Assistance	\$ 440,885	\$ 424,115
Tennessee	47907360	Sevier County Electric System	Sevierville	Economic Adjustment Assistance	\$ 400,000	\$ 401,606
Texas	ED18AUS3030033	Texas A&M University-Corpus Christi	Corpus Christi	Technical Assistance	\$ 112,850	\$ 28,212
Texas	ED18AUS3030035	The University of Texas at Tyler	Tyler	Technical Assistance	\$ 112,850	\$ 112,850
Texas	ED18AUS3030037	The University of Texas Rio Grande Valley	Edinburg	Technical Assistance	\$ 112,850	\$ 187,062
Texas	ED19AUS3020001	South Plains Economic Development District	Lubbock	Planning	\$ 210,000	\$ 90,000

* Match includes Local(Applicant) match, State and other federal funding, where applicable

(continued on next page)



(continued from previous page)

States/Territories	Award #	Applicant	City	EDA Program	EDA Funding	Match*
Texas	ED19AUS3020002	Panhandle Regional Planning Commission	Amarillo	Planning	\$ 210,000	\$ 140,000
Texas	ED19AUS3020003	Permian Basin Regional Planning Commission	Midland	Planning	\$ 210,000	\$ 140,000
Texas	ED19AUS3020004	Rio Grande Council of Governments	El Paso	Planning	\$ 210,000	\$ 52,500
Texas	ED19AUS3030022	Texas Association of Regional Councils	Austin	Technical Assistance	\$ 30,000	\$ 7,500
Texas	ED19AUS3030023	Nortex Regional Planning Commission	Wichita Falls	Technical Assistance	\$ 147,100	\$ 147,100
Texas	ED19HDQ0200042	Texas Tech University System	Lubbock	Regional Innovation Strategies	\$ 300,000	\$ 349,146
Texas	ED19HDQ0200047	Medical Center of the Americas Foundation	El Paso	Regional Innovation Strategies	\$ 750,000	\$ 750,000
Texas	ED19HDQ0200073	Medical Center of the Americas Foundation	El Paso	Regional Innovation Strategies	\$ 300,000	\$ 300,000
Texas	ED19HDQ0200093	Austin Community College	Austin	Regional Innovation Strategies	\$ 750,000	\$ 817,683
Texas	ED19HDQ3130101	The University of Texas at San Antonio	San Antonio	Trade Adjustment Assistance for Firms	\$ 1,211,784	\$ 95,123
Texas	87905290	East Texas Economic Development District	Kilgore	Economic Adjustment Assistance	\$ 375,000	\$ 161,000
Texas	87905338	LiftFund Inc.	San Antonio	Economic Adjustment Assistance	\$ 3,000,000	\$ 750,000
Texas	87905333	Brownsville Community Improvement Corporation	Brownsville	Economic Adjustment Assistance	\$ 900,000	\$ 1,409,533
Texas	80105289	Town of Laguna Vista	Laguna Vista	Public Works	\$ 700,000	\$ 300,000
Texas	86905331	Milam County	Cameron	Economic Adjustment Assistance	\$ 212,500	\$ 53,125
Texas	80105285	Amarillo College	Amarillo	Public Works	\$ 1,500,000	\$ 2,068,167
Texas	86905287	Workforce Solutions Borderplex, Inc.	El Paso	Economic Adjustment Assistance	\$ 200,000	\$ 200,000
Texas	87905334	City of Weslaco	Weslaco	Economic Adjustment Assistance	\$ 850,000	\$ 566,667
Texas	87905321	The University of Texas Medical Branch at Galveston	Galveston	Economic Adjustment Assistance	\$ 2,000,000	\$ 500,000
Texas	87905330	City of Corpus Christi	Corpus Christi	Economic Adjustment Assistance	\$ 3,000,000	\$ 750,000
Texas	87905335	Lamar State College Port Arthur	Port Arthur	Economic Adjustment Assistance	\$ 4,800,000	\$ 1,200,000
Texas	87905296	City of Anahuac	Anahuac	Economic Adjustment Assistance	\$ 5,000,000	\$ 1,250,000
Texas	87905324	City of Dayton	Dayton	Economic Adjustment Assistance	\$ 4,800,000	\$ 1,552,413
Texas	87905323	City of West Orange	West Orange	Economic Adjustment Assistance	\$ 5,000,000	\$ 1,250,000
Texas	87905280	Texas Tech University	Lubbock	Economic Adjustment Assistance	\$ 750,000	\$ 187,591
Texas	87905307	County of Newton	Newton	Economic Adjustment Assistance	\$ 2,070,000	\$ -
Texas	86905275	Harris County Flood Control District	Houston	Economic Adjustment Assistance	\$ 320,000	\$ 80,000

* Match includes Local(Applicant) match, State and other federal funding, where applicable

(continued on next page)



(continued from previous page)

States/Territories	Award #	Applicant	City	EDA Program	EDA Funding	Match*
Texas	87905282	Dickinson Economic Development Corporation	Dickinson	Economic Adjustment Assistance	\$ 3,000,000	\$ 1,309,399
Texas	87905315	San Jacinto County	Coldspring	Economic Adjustment Assistance	\$ 1,600,000	\$ 400,000
Texas	87905325	City of La Grange	La Grange	Economic Adjustment Assistance	\$ 1,800,000	\$ 450,000
Texas	87905306	LiftFund Inc.	San Antonio	Economic Adjustment Assistance	\$ 500,000	\$ 266,478
Texas	87905309	Urban Partnership CDC	Houston	Economic Adjustment Assistance	\$ 5,000,000	\$ 1,250,000
Texas	87905299	University of Texas at Austin	Austin	Economic Adjustment Assistance	\$ 5,000,000	\$ 1,250,000
Texas	87905310	Bastrop County	Bastrop	Economic Adjustment Assistance	\$ 2,000,000	\$ 1,323,678
Texas	86905301	Texas Engineering Extension Service (TEEX)	College Station	Economic Adjustment Assistance	\$ 280,000	\$ 70,647
Texas	87905259	City of Rockport	Rockport	Economic Adjustment Assistance	\$ 5,000,000	\$ 3,733,920
Texas	87905328	City of Seadrift	Seadrift	Economic Adjustment Assistance	\$ 3,450,000	\$ 862,500
Texas	87905317	Victoria County Junior College District	Victoria	Economic Adjustment Assistance	\$ 3,800,000	\$ 950,000
Texas	87905300	East Montgomery County Improvement District	New Caney	Economic Adjustment Assistance	\$ 1,500,000	\$ 375,000
Texas	87905322	Fifth Ward Community Redevelopment Corporation	Houston	Economic Adjustment Assistance	\$ 3,700,000	\$ 925,000
Texas	87905336	Prairie View A&M University	Prairie View	Economic Adjustment Assistance	\$ 800,000	\$ 200,000
Texas	86905319	Deep East Texas Council of Governments	Jasper	Economic Adjustment Assistance	\$ 600,000	\$ 150,000
Texas	87905298	SER-Jobs for Progress of the Texas Gulf Coast, Inc.	Houston	Economic Adjustment Assistance	\$ 5,000,000	\$ 2,200,506
Texas	87905329	Kleberg County	Kingsville	Economic Adjustment Assistance	\$ 4,300,000	\$ 1,075,000
Utah	ED16DEN3020030	Mountainland Economic Development District	Orem	Planning	\$ 70,000	\$ 70,000
Utah	ED16DEN3020078	Uintah Basin Economic Development District	Roosevelt	Planning	\$ 70,000	\$ 70,000
Utah	ED16DEN3020083	South Eastern Utah Economic Development District	Price	Planning	\$ 70,000	\$ 30,000
Utah	ED16DEN3020084	The Six County Economic Development District	Richfield	Planning	\$ 70,000	\$ 30,000
Utah	ED16DEN3020087	Wasatch Front Regional Council / Wasatch Front Economic Development District	Salt Lake City	Planning	\$ 70,000	\$ 70,000
Utah	ED19DEN3020006	Five County Association of Governments	St George	Planning	\$ 210,000	\$ 90,000
Utah	57905929	Southeastern Utah Economic Development District	Price	Economic Adjustment Assistance	\$ 100,000	\$ 100,000
Utah	ED16DEN3020085	Bear River Association of Government	Logan	Planning	\$ 70,000	\$ 70,000
Utah	ED18DEN3030035	Dixie State University	St George	Technical Assistance	\$ 143,000	\$ 143,000

* Match includes Local(Applicant) match, State and other federal funding, where applicable

(continued on next page)



(continued from previous page)

States/Territories	Award #	Applicant	City	EDA Program	EDA Funding	Match*
Vermont	ED18HDQ3030013	Rural Innovation Strategies, Inc.	Hartland	Technical Assistance	\$ 345,000	\$ -
Vermont	ED19HDQ0200022	Southern Windsor County Incubator, Inc.	Springfield	Regional Innovation Strategies	\$ 724,296	\$ 724,296
Vermont	ED19HDQ0200076	Center on Rural Innovation, Inc.	Hartland	Regional Innovation Strategies	\$ 105,000	\$ 105,000
Vermont	ED19PHI3020066	Eastern Vermont Economic Development District, Inc.	Woodstock	Planning	\$ 70,000	\$ 70,000
Vermont	ED19PHI3020073	Northwest Regional Planning Commission	Saint Albans	Planning	\$ 70,000	\$ 70,000
Vermont	10114858	Town of Brattleboro	Brattleboro	Public Works	\$ 440,000	\$ 320,000
Vermont	17914863	Fairbanks Museum and Planetarium	St. Johnsbury (Town of)	Economic Adjustment Assistance	\$ 362,898	\$ 90,725
Virgin Islands	17914881	University of the Virgin Islands	Charlotte Amalie	Economic Adjustment Assistance	\$ 14,500,000	\$ 1,500,000
Virgin Islands	17914843	Virgin Islands Port Authority	Saint Thomas	Economic Adjustment Assistance	\$ 20,000,000	\$ 2,370,000
Virgin Islands	17914878	University of the Virgin Islands	Charlotte Amalie	Economic Adjustment Assistance	\$ 14,100,000	\$ 1,500,000
Virgin Islands	17914844	Virgin Islands Port Authority	Saint Thomas	Economic Adjustment Assistance	\$ 7,000,000	\$ 1,665,637
Virgin Islands	1691481801	Government of the United States Virgin Islands	Saint Thomas	Economic Adjustment Assistance	\$ 282,786	\$ 222,544
Virgin Islands	16914871	Virgin Islands Economic Development Authority	Saint Thomas	Economic Adjustment Assistance	\$ 1,276,001	\$ 319,000
Virginia	ED16PHI3030064	Virginia Polytechnic Institute and State University	Blacksburg	Technical Assistance	\$ 116,663	\$ 116,663
Virginia	ED19HDQ0200016	Southside Business Technology Center, Inc.	Danville	Regional Innovation Strategies	\$ 300,000	\$ 300,000
Virginia	ED19HDQ0200071	Smart City Works, Inc.	Reston	Regional Innovation Strategies	\$ 750,000	\$ 750,000
Virginia	ED19HDQ0200096	Old Dominion University Research Foundation	Norfolk	Regional Innovation Strategies	\$ 547,250	\$ 547,334
Virginia	ED19PHI3020007	Accomack-Northampton Planning District Commission	Accomac	Planning	\$ 70,000	\$ 70,000
Virginia	ED19PHI3020008	Cumberland Plateau Planning District Commission	Lebanon	Planning	\$ 70,000	\$ 70,000
Virginia	ED19PHI3020013	Lenowisco Planning District Commission	Duffield	Planning	\$ 70,000	\$ 70,000
Virginia	ED19PHI3020016	Mount Rogers Planning District Commission	Marion	Planning	\$ 70,000	\$ 70,000
Virginia	ED19PHI3020024	Central Shenandoah Planning District Commission	Staunton	Planning	\$ 70,000	\$ 70,000
Virginia	ED19PHI3020041	Northern Neck Planning District Commission	Warsaw	Planning	\$ 70,000	\$ 70,000
Virginia	ED19PHI3020042	West Piedmont Planning District Commission	Martinsville	Planning	\$ 70,000	\$ 46,667
Virginia	ED19PHI3020048	Southside Planning District Commissions	South Hill	Planning	\$ 70,000	\$ 70,000
Virginia	ED19PHI3020049	New River Valley Regional Commission	Radford	Planning	\$ 70,000	\$ 70,000
Virginia	ED19PHI3030006	County of Montgomery	Christiansburg	Technical Assistance	\$ 65,000	\$ 65,000

* Match includes Local(Applicant) match, State and other federal funding, where applicable

(continued on next page)



(continued from previous page)

States/Territories	Award #	Applicant	City	EDA Program	EDA Funding	Match*
Virginia	10114892	Virginia Tech Foundation, Inc.	Blacksburg	Public Works	\$ 3,000,000	\$ 4,200,000
Virginia	ED19PHI3020057	Crater Planning District Commission	Petersburg	Planning	\$ 70,000	\$ 30,000
Washington	ED17SEA3020015	Southeast Washington Economic Development Association	Clarkston	Planning	\$ 75,000	\$ 75,000
Washington	ED17SEA3020016	Central Puget Sound Economic Development District	Seattle	Planning	\$ 100,000	\$ 100,000
Washington	ED17SEA3020017	Tri County Economic Development District	Colville	Planning	\$ 70,000	\$ 17,500
Washington	ED17SEA3020076	North Central Washington Economic Development District	Wenatchee	Planning	\$ 225,000	\$ 225,000
Washington	ED17SEA3020081	Lummi Indian Business Council	Bellingham	Planning	\$ 55,000	\$ -
Washington	ED17SEA3030027	Washington State University	Pullman	Technical Assistance	\$ 100,000	\$ 100,000
Washington	ED17SEA3030032	University of Washington	Seattle	Technical Assistance	\$ 100,000	\$ 100,000
Washington	ED19HDQ3130102	Trade Task Group	Seattle	Trade Adjustment Assistance for Firms	\$ 1,104,755	\$ 58,080
Washington	ED19SEA3020006	Cowlitz Wahkiakum Council of Governments	Kelso	Planning	\$ 210,000	\$ 210,000
Washington	70107483	City of Pasco	Pasco	Public Works	\$ 3,000,000	\$ 3,916,074
Washington	70107525	City of Deer Park	Deer Park	Public Works	\$ 4,723,423	\$ 1,180,856
Washington	70107486	City of Longview	Longview	Public Works	\$ 1,934,500	\$ 1,934,500
West Virginia	ED16PHI3030072	Marshall University Research Corporation	Huntington	Technical Assistance	\$ 116,667	\$ 116,836
West Virginia	ED19HDQ0200078	New River Gorge Regional Development Authority	Beckley	Regional Innovation Strategies	\$ 194,672	\$ 194,672
West Virginia	ED19PHI3020026	Mid-Ohio Valley Regional Planning and Development Council	Parkersburg	Planning	\$ 70,000	\$ 17,500
West Virginia	ED19PHI3020028	Eastern Panhandle Regional Planning and Development Council	Martinsburg	Planning	\$ 70,000	\$ 70,000
West Virginia	ED19PHI3020029	Region Vii Planning and Development Council	Buckhannon	Planning	\$ 70,000	\$ 30,000
West Virginia	ED19PHI3020045	Region VI Planning and Development Council	Fairmont	Planning	\$ 70,000	\$ 70,000
West Virginia	ED19PHI3020047	Regional Intergovernmental Council	South Charleston	Planning	\$ 70,000	\$ 30,000
West Virginia	ED19PHI3020062	Region 8 Planning and Development Council	Petersburg	Planning	\$ 70,000	\$ 30,000
West Virginia	ED19PHI3020065	Region 2 Planning and Development Council	Huntington	Planning	\$ 70,000	\$ 30,000
West Virginia	ED19PHI3020070	Bel-O-Mar Regional Council	Wheeling	Planning	\$ 70,000	\$ 70,000
West Virginia	ED19PHI3020077	Region I Planning and Development Council	Princeton	Planning	\$ 70,000	\$ 70,000
West Virginia	17914831	Town of White Sulphur Springs	White Sulphur Springs	Economic Adjustment Assistance	\$ 1,536,000	\$ 384,000
West Virginia	17914821	Bridge Valley Community and Technical College	South Charleston	Economic Adjustment Assistance	\$ 749,000	\$ 749,000
West Virginia	17914885	Business Development Corporation of the Northern Panhandle	Weirton	Economic Adjustment Assistance	\$ 750,000	\$ 590,000

* Match includes Local(Applicant) match, State and other federal funding, where applicable

(continued on next page)



(continued from previous page)

States/Territories	Award #	Applicant	City	EDA Program	EDA Funding	Match*
West Virginia	16914867	Brooke-Hancock Regional Planning and Development Council (RPDC)	Weirton	Economic Adjustment Assistance	\$ 50,000	\$ 50,000
West Virginia	17914883	Putnam Public Service District	Scott Depot (RR name Scott)	Economic Adjustment Assistance	\$ 860,000	\$ 215,000
West Virginia	17914822	Hatfield McCoy Regional Recreation Authority	Man	Economic Adjustment Assistance	\$ 678,344	\$ 452,228
West Virginia	10114884	Town of Capon Bridge	Capon Bridge	Public Works	\$ 1,232,000	\$ 1,375,000
West Virginia	17914886	WV Coalition for Technology Based Economic Development, Inc.	South Charleston	Economic Adjustment Assistance	\$ 500,000	\$ 125,000
West Virginia	16914866	Marshall University Research Corporation	Huntington	Economic Adjustment Assistance	\$ 57,375	\$ 57,375
West Virginia	17914887	Eastern Panhandle Regional Planning and Development Council	Martinsburg	Economic Adjustment Assistance	\$ 150,000	\$ 150,000
West Virginia	17914882	Pocahontas Public Service District	Bartow	Economic Adjustment Assistance	\$ 1,500,000	\$ 1,500,000
West Virginia	ED16PHI3020054	Region 4 Planning and Development Council	Summersville	Planning	\$ 70,000	\$ 30,000
West Virginia	17914861	Doddridge County Public Service District	West Union	Economic Adjustment Assistance	\$ 962,000	\$ 962,000
West Virginia	17914850	City of Parsons	Parsons	Economic Adjustment Assistance	\$ 700,000	\$ 350,000
Wisconsin	ED16CHI3030030	University of Wisconsin System	Madison	Technical Assistance	\$ 150,000	\$ 150,000
Wisconsin	ED16CHI3030038	University of Wisconsin System	Menomonie	Technical Assistance	\$ 80,000	\$ 80,000
Wisconsin	ED19CHI3020004	Bay-Lake Regional Planning Commission	Green Bay	Planning	\$ 210,000	\$ 210,000
Wisconsin	ED19CHI3020008	Great Lakes Inter-Tribal Council, Inc.	Lac Du Flambeau	Planning	\$ 153,000	\$ -
Wisconsin	ED19CHI3030020	County of Chippewa	Chippewa Falls	Technical Assistance	\$ 25,000	\$ 25,000
Wisconsin	60106131	City of Oshkosh	Oshkosh	Public Works	\$ 1,500,000	\$ 1,500,000
Wisconsin	67906141	Wisconsin Energy Research Consortium	Milwaukee	Economic Adjustment Assistance	\$ 835,592	\$ 835,592
Wisconsin	60106151	City of Eagle River	Eagle River	Public Works	\$ 477,738	\$ 589,076
Wisconsin	67906140	City of Darlington	Darlington	Economic Adjustment Assistance	\$ 1,047,500	\$ 1,047,500
Wisconsin	67906124	City of Viroqua	Viroqua	Economic Adjustment Assistance	\$ 2,640,000	\$ 660,000
Wisconsin	67906127	City of Arcadia	Arcadia	Economic Adjustment Assistance	\$ 4,327,080	\$ 1,558,220
Wyoming	50105909	Fremont County Community College District. B	Riverton	Public Works	\$ 3,000,000	\$ 7,714,285
Wyoming	57905916	Campbell County Economic Development Corporation	Gillette	Economic Adjustment Assistance	\$ 1,460,877	\$ 1,460,877
Wyoming	57905932	City of Kemmerer	Kemmerer	Economic Adjustment Assistance	\$ 138,950	\$ 138,950
Wyoming	57905926	Forward Cody Wyoming, Inc.	Cody	Economic Adjustment Assistance	\$ 150,000	\$ 150,000
Wyoming	57905918	Northern Wyoming Community College District	Sheridan	Economic Adjustment Assistance	\$ 500,000	\$ 500,000
Grand Total	751 Awards				\$ 645,784,735	\$ 1,061,210,623

* Match includes Local(Applicant) match, State and other federal funding, where applicable



Summary of Estimated Private Investment from EDA's FY 2019 Public Works and Economic Adjustment Assistance (regular) Construction Awards

States/Territories	Award #	Applicant	City	EDA Program	EDA Funding	Local Match	Estimated Private Investment	Private Investment Ratio
Alabama	4790715401	The University of Alabama	Tuscaloosa	Economic Adjustment Assistance	\$ 1,001,308	\$ -	\$ -	-
Alabama	40107387	City of Huntsville	Huntsville	Public Works	\$ 4,118,032	\$ 4,118,032	\$ 128,000,000	31.08
Alabama	40107357	City of Tallassee	Tallassee	Public Works	\$ 2,415,000	\$ 2,415,000	\$ 455,000	0.19
Alabama	40107388	Pike County	Troy	Public Works	\$ 500,000	\$ -	\$ 110,000,000	220.00
Alabama	40107386	City of Abbeville Water and Sewer Board	Abbeville	Public Works	\$ 1,701,600	\$ 425,400	\$ 32,000,000	18.81
Alaska	70107472	City and Borough of Wrangell	Wrangell	Public Works	\$ 2,996,953	\$ 3,972,707	\$ 18,500,000	6.17
Alaska	70107499	City of Nome	Nome	Public Works	\$ 1,692,413	\$ 423,103	\$ 17,625,000	10.41
Arkansas	80105311	Pulaski County, Arkansas	Little Rock	Public Works	\$ 2,000,000	\$ 1,012,371	\$ 60,000,000	30.00
Arkansas	80105314	Hot Spring County, AR	Malvern	Public Works	\$ 1,155,000	\$ 770,000	\$ 15,000,000	12.99
Arkansas	80105313	Special School District of Fort Smith	Fort Smith	Public Works	\$ 1,400,000	\$ 8,538,427	\$ -	-
Arkansas	80105304	City of Berryville	Berryville	Public Works	\$ 1,500,000	\$ 401,100	\$ 330,550,000	220.37
California	70107516	San Bernardino Community College District	San Bernardino	Public Works	\$ 3,000,000	\$ 3,000,000	\$ 120,000	0.04
Connecticut	10114904	Town of Newtown	Newtown	Public Works	\$ 914,981	\$ 914,982	\$ -	-
Georgia	47907309	City of Peachtree Corners	Peachtree Corners	Economic Adjustment Assistance	\$ 1,840,000	\$ 485,000	\$ 27,521,000	14.96
Georgia	4790715901	Herman J. Russell Center for Innovation and Entrepreneurship	Atlanta	Economic Adjustment Assistance	\$ 1,167,597	\$ 80,000	\$ -	-
Georgia	40107329	Macon-Bibb County Industrial Authority	Macon	Public Works	\$ 1,889,367	\$ 12,500	\$ 368,000,000	194.77
Georgia	40107383	City of Lavonia	Lavonia	Public Works	\$ 2,000,000	\$ 2,600,000	\$ 54,000,000	27.00
Georgia	40107382	City of Hartwell	Hartwell	Public Works	\$ 2,500,000	\$ 3,262,000	\$ 320,000,000	128.00
Georgia	40107402	City of Sylvania	Sylvania	Public Works	\$ 356,940	\$ 237,960	\$ 13,500,000	37.82
Guam	7790737201	Guam Contractors Association Trades Academy, Inc.	Tamuning	Public Works	\$ 1,800,000	\$ 450,000	\$ -	-
Idaho	7010745401	Idaho Rural Water Association	Boise	Public Works	\$ 353,280	\$ 88,320	\$ -	-
Illinois	60106134	Illinois Central College	East Peoria	Public Works	\$ 3,000,000	\$ 2,898,000	\$ -	-
Illinois	60106132	City of West Frankfort	West Frankfort	Public Works	\$ 2,070,950	\$ 360,950	\$ 1,557,500	0.75
Indiana	60106128	St. Joseph County	South Bend	Public Works	\$ 1,050,000	\$ 1,050,000	\$ 710,000,000	676.19
Indiana	60106148	Floyd County Commissioners	New Albany	Public Works	\$ 2,997,017	\$ 2,997,017	\$ 10,000,000	3.34
Iowa	50105921	Mount Pleasant Municipal Utilities	Mount Pleasant	Public Works	\$ 1,087,600	\$ 1,770,180	\$ 1,500,000	1.38

(continued on next page)



(continued from previous page)

States/Territories	Award #	Applicant	City	EDA Program	EDA Funding	Local Match	Estimated Private Investment	Private Investment Ratio
Kentucky	40107312	City of Bardstown	Bardstown	Public Works	\$ 1,600,000	\$ 2,435,000	\$ 369,500,000	230.94
Kentucky	40107332	City of Monticello	Monticello	Public Works	\$ 712,000	\$ 178,000	\$ 9,475,200	13.31
Kentucky	47907400	Caveland Environmental Authority, Inc.	Cave City	Economic Adjustment Assistance	\$ 1,418,000	\$ 1,418,000	\$ 50,000,000	35.26
Kentucky	40107405	City of Greensburg	Greensburg	Public Works	\$ 640,000	\$ 812,000	\$ 15,000,000	23.44
Louisiana	80105302	Lafayette Airport Commission	Lafayette	Public Works	\$ 2,000,000	\$ 3,379,888	\$ -	-
Louisiana	87905292	Friends of Chennault Aviation and Military Museum	Monroe	Economic Adjustment Assistance	\$ 450,000	\$ 112,500	\$ 1,600,000	3.56
Louisiana	80105277	Houma-Terrebonne Airport Commission	Houma	Public Works	\$ 1,350,000	\$ 337,500	\$ 50,000,000	37.04
Maine	10114865	Eastern Slope Airport Authority	Fryeburg	Public Works	\$ 1,200,000	\$ 296,146	\$ 1,000,000	0.83
Maine	10114879	University of Maine System	Orono	Public Works	\$ 750,000	\$ 750,000	\$ -	-
Maine	10114841	Southern Aroostook Development Corporation	Houlton	Public Works	\$ 1,600,000	\$ 1,602,750	\$ 4,000,000	2.50
Maryland	10114856	City Life Community Builders	Baltimore	Public Works	\$ 1,590,658	\$ 1,090,558	\$ 43,080,000	27.08
Massachusetts	10114826	Town of Bourne, Massachusetts	Bourne	Public Works	\$ 2,335,850	\$ 1,685,850	\$ 18,260,000	7.82
Massachusetts	10114852	Town of Ludlow, MA	Ludlow	Public Works	\$ 3,126,750	\$ 3,126,750	\$ 90,625,000	28.98
Michigan	60106133	City of Beaverton	Beaverton	Public Works	\$ 1,455,720	\$ 263,880	\$ 20,100,000	13.81
Michigan	60106142	Sault Ste Marie Tribe of Chippewa Indians	Sault Ste. Marie	Public Works	\$ 2,000,000	\$ 350,000	\$ 25,000	0.01
Michigan	60106138	City of Cedar Springs	Cedar Springs	Public Works	\$ 872,220	\$ 581,480	\$ 30,000,000	34.39
Minnesota	60106149	Grand Portage Reservation Tribal Council	Grand Portage	Public Works	\$ 3,275,155	\$ 2,000,000	\$ -	-
Minnesota	60106129	Pine Technical College	Pine City	Public Works	\$ 1,100,000	\$ 1,100,000	\$ -	-
Mississippi	40107397	Grenada County Board of Supervisors	Grenada	Public Works	\$ 656,231	\$ 256,492	\$ 6,000,000	9.14
Missouri	50105922	Missouri State University	Springfield	Public Works	\$ 1,250,000	\$ 1,250,000	\$ 27,000,000	21.60
Montana	5010580601	Blackfeet Tribal Business Council	Browning	Public Works	\$ 375,000	\$ 222,890	\$ -	-
Nebreska	50105912	South Sioux City	South Sioux City	Public Works	\$ 2,211,000	\$ 2,211,000	\$ 145,000,000	65.58
Nevada	70107508	UNLV Research Foundation	Las Vegas	Public Works	\$ 1,908,346	\$ 1,908,346	\$ 47,000,000	24.63
New Hampshire	10114846	Winchester Economic Development Corporation	Winchester	Public Works	\$ 666,000	\$ 444,000	\$ 19,000,000	28.53
New Hampshire	10114894	Town of Seabrook	Seabrook	Public Works	\$ 695,965	\$ 695,966	\$ -	-
New Jersey	10114855	Town of Kearny	Kearny	Public Works	\$ 3,000,000	\$ 1,300,000	\$1,000,000,000	333.33

(continued on next page)



(continued from previous page)

States/Territories	Award #	Applicant	City	EDA Program	EDA Funding	Local Match	Estimated Private Investment	Private Investment Ratio
New Mexico	87905332	Indian Pueblo Cultural Center	Albuquerque	Economic Adjustment Assistance	\$ 1,000,000	\$ -	\$ -	-
New York	10114847	Rochester Downtown Development Corporation	Rochester	Public Works	\$ 982,800	\$ 291,700	\$ 3,000,000	3.05
New York	10114896	Clinton County	Plattsburgh	Public Works	\$ 1,500,000	\$ 1,000,000	\$ 15,000,000	10.00
New York	16914857	Seneca Nation of Indians	Irving	Economic Adjustment Assistance	\$ 290,000	\$ -	\$ -	-
North Carolina	40107318	Rowan-Cabarrus Community College	Salisbury	Public Works	\$ 2,040,000	\$ 2,040,000	\$ 66,864,000	32.78
North Carolina	40107331	Town of Tabor City	Tabor City	Public Works	\$ 800,000	\$ 200,000	\$ -	-
North Carolina	40107403	Cape Fear Community College	Wilmington	Public Works	\$ 633,408	\$ 158,352	\$ 5,950,000	9.39
Oklahoma	80105312	Rose State College	Midwest City	Public Works	\$ 880,000	\$ 3,000,000	\$ 100,000	0.11
Oklahoma	80105327	Oklahoma Panhandle State University	Goodwell	Public Works	\$ 1,558,000	\$ 389,504	\$ 3,000,800	1.93
Oklahoma	80105284	City of Durant	Durant	Public Works	\$ 1,500,000	\$ 673,913	\$ 12,000,000	8.00
Oklahoma	80105326	Tishomingo Municipal Authority	Tishomingo	Public Works	\$ 2,000,000	\$ 857,143	\$ -	-
Oregon	70107473	City of Pendleton	Pendleton	Public Works	\$ 3,000,000	\$ 3,000,000	\$ 2,000,000	0.67
Pennsylvania	10114849	Philadelphia Authority for Industrial Development	Philadelphia	Public Works	\$ 3,000,000	\$ 7,500,000	\$ 76,000,000	25.33
South Carolina	40107401	City of Darlington	Darlington	Public Works	\$ 1,212,320	\$ 305,580	\$ -	-
South Carolina	40107394	Florence County	Florence	Public Works	\$ 2,392,435	\$ 598,109	\$ 35,000,000	14.63
South Dakota	50105915	Rapid City Economic Development Foundation	Rapid City	Public Works	\$ 3,051,900	\$ 4,467,815	\$ 1,097,000	0.36
Tennessee	40107404	Hancock County	Sneedville	Public Works	\$ 224,420	\$ 96,180	\$ 140,000	0.62
Texas	87905333	Brownsville Community Improvement Corporation	Brownsville	Economic Adjustment Assistance	\$ 900,000	\$ 1,409,533	\$ -	-
Texas	80105289	Town of Laguna Vista	Laguna Vista	Public Works	\$ 700,000	\$ 300,000	\$ -	-
Texas	80105285	Amarillo College	Amarillo	Public Works	\$ 1,500,000	\$ 2,068,167	\$ -	-
Texas	87905334	City of Weslaco	Weslaco	Economic Adjustment Assistance	\$ 850,000	\$ 566,667	\$ 8,000,000	9.41
Vermont	10114858	Town of Brattleboro	Brattleboro	Public Works	\$ 440,000	\$ 320,000	\$ 27,500,000	62.50
Virginia	10114892	Virginia Tech Foundation, Inc.	Blacksburg	Public Works	\$ 3,000,000	\$ 1,700,000	\$ -	-
Washington	70107483	City of Pasco	Pasco	Public Works	\$ 3,000,000	\$ 3,916,074	\$ 33,170,000	11.06
Washington	70107525	City of Deer Park	Deer Park	Public Works	\$ 4,723,423	\$ 1,180,856	\$ 5,800,000	1.23
Washington	70107486	City of Longview	Longview	Public Works	\$ 1,934,500	\$ 1,934,500	\$ 111,000,000	57.38

(continued on next page)



(continued from previous page)

States/Territories	Award #	Applicant	City	EDA Program	EDA Funding	Local Match	Estimated Private Investment	Private Investment Ratio
West Virginia	10114884	Town of Capon Bridge	Capon Bridge	Public Works	\$ 1,232,000	\$ 300,500	\$ 3,000,000	2.44
Wisconsin	60106131	City of Oshkosh	Oshkosh	Public Works	\$ 1,500,000	\$ 1,500,000	\$ 5,200,000	3.47
Wisconsin	60106151	City of Eagle River	Eagle River	Public Works	\$ 477,738	\$ 589,076	\$ -	-
Wisconsin	67906140	City of Darlington	Darlington	Economic Adjustment Assistance	\$ 1,047,500	\$ 1,047,500	\$ 13,000,000	12.41
Wisconsin	67906124	City of Viroqua	Viroqua	Economic Adjustment Assistance	\$ 2,640,000	\$ 660,000	\$ 8,450,000	3.20
Wyoming	50105909	Fremont County Community College District. B	Riverton	Public Works	\$ 3,000,000	\$ 2,464,285	\$ -	-
Grand Total					\$ 137,757,377	\$ 116,627,499	\$4,600,265,500	



Summary of EDA FY 2019 Funding and Awards by Program Category per State/Territory (including supplemental awards)

States/Territories	Economic Adjustment Assistance	Total Economic Adjustment Assistance Awards	Planning	Total Planning Awards	Public Works	Total Public Work Awards	Regional Innovation Strategies	Total Regional Innovation Strategies Awards	Research and National Technical Assistance	Total Research and National Technical Assistance Awards	Technical Assistance	Total Technical Assistance Awards	Trade Adjustment Assistance for Firms	Total Trade Adjustment Assistance for Firms Awards	Total EDA Funding per State/Territory	Total Awards per State/Territory
Alabama	\$ 4,381,308	3	\$ -	-	\$ 8,734,632	4	\$ 284,500	1	\$ -	-	\$ 118,000	1	\$ -	-	\$ 13,518,440	9
Alaska	\$ 1,039,733	2	\$ 280,000	2	\$ 4,689,366	2	\$ 299,966	1	\$ -	-	\$ 227,100	3	\$ -	-	\$ 6,536,165	10
American Samoa	\$ -	-	\$ -	-	\$ -	-	\$ -	-	\$ -	-	\$ 100,000	1	\$ -	-	\$ 100,000	1
Arizona	\$ 264,387	2	\$ 430,000	4	\$ -	-	\$ 1,049,649	2	\$ -	-	\$ 100,804	1	\$ -	-	\$ 1,844,840	9
Arkansas	\$ 5,005,000	3	\$ -	-	\$ 6,055,000	4	\$ 576,302	1	\$ -	-	\$ 225,700	2	\$ -	-	\$ 11,862,002	10
California	\$ 37,428,859	23	\$ 945,000	5	\$ 3,000,000	1	\$ 2,848,732	5	\$ -	-	\$ 158,971	1	\$ 1,301,120.0	1	\$ 45,682,682	36
Colorado	\$ 200,000	1	\$ 891,000	7	\$ -	-	\$ 1,557,684	3	\$ -	-	\$ -	-	\$ 1,218,531.4	1	\$ 3,867,215	12
Connecticut	\$ -	-	\$ 200,000	3	\$ 914,981	1	\$ -	-	\$ -	-	\$ 219,767	3	\$ -	-	\$ 1,334,748	7
Delaware	\$ -	-	\$ -	-	\$ -	-	\$ -	-	\$ -	-	\$ 116,667	1	\$ -	-	\$ 116,667	1
District of Columbia	\$ 2,255,386	6	\$ -	-	\$ -	-	\$ 1,050,000	2	\$ 905,362	2	\$ 637,082	2	\$ -	-	\$ 4,847,830	12
Florida	\$ 58,326,996	21	\$ 2,000	1	\$ -	-	\$ 1,050,000	2	\$ -	-	\$ 236,000	2	\$ -	-	\$ 59,614,996	26
Georgia	\$ 14,799,587	6	\$ 630,000	3	\$ 6,746,307	4	\$ 300,000	1	\$ -	-	\$ 236,000	2	\$ 1,293,573.9	1	\$ 24,005,468	17
Guam	\$ -	-	\$ -	-	\$ 1,800,000	1	\$ -	-	\$ -	-	\$ -	-	\$ -	-	\$ 1,800,000	1
Hawaii	\$ 350,000	2	\$ 85,000	1	\$ -	-	\$ 735,000	2	\$ -	-	\$ 125,000	1	\$ -	-	\$ 1,295,000	6
Idaho	\$ 827,200	3	\$ 1,110,000	5	\$ 353,280	1	\$ 675,607	1	\$ -	-	\$ 125,000	1	\$ -	-	\$ 3,091,087	11
Illinois	\$ -	-	\$ 595,000	6	\$ 5,070,950	2	\$ 600,000	2	\$ -	-	\$ 128,000	3	\$ 963,770.4	1	\$ 7,357,720	14
Indiana	\$ 2,148,600	2	\$ 910,000	5	\$ 4,047,017	2	\$ 1,886,316	3	\$ 1,267,643	1	\$ 267,027	2	\$ -	-	\$ 10,526,603	15
Iowa	\$ 3,707,150	3	\$ 1,610,000	13	\$ 1,087,600	1	\$ -	-	\$ -	-	\$ 269,000	2	\$ -	-	\$ 6,673,750	19
Kansas	\$ 2,000,000	1	\$ 560,000	6	\$ -	-	\$ 745,110	1	\$ -	-	\$ 374,568	4	\$ -	-	\$ 3,679,678	12
Kentucky	\$ 11,494,186	6	\$ 1,050,000	1	\$ 2,952,000	3	\$ 1,762,500	3	\$ -	-	\$ 118,000	1	\$ -	-	\$ 17,376,686	14
Louisiana	\$ 10,445,000	5	\$ 1,680,000	8	\$ 3,350,000	2	\$ 299,864	1	\$ -	-	\$ 225,700	2	\$ -	-	\$ 16,000,564	18
Maine	\$ 3,235,631	4	\$ 543,000	8	\$ 3,550,000	3	\$ -	-	\$ -	-	\$ 116,667	1	\$ -	-	\$ 7,445,298	16
Maryland	\$ 307,500	3	\$ 210,000	3	\$ 1,590,658	1	\$ 1,852,046	3	\$ -	-	\$ 116,667	1	\$ -	-	\$ 4,076,871	11

(continued on next page)



(continued from previous page)

States/Territories	Economic Adjustment Assistance	Total Economic Adjustment Assistance Awards	Planning	Total Planning Awards	Public Works	Total Public Work Awards	Regional Innovation Strategies	Total Regional Innovation Strategies Awards	Research and National Technical Assistance	Total Research and National Technical Assistance Awards	Technical Assistance	Total Technical Assistance Awards	Trade Adjustment Assistance for Firms	Total Trade Adjustment Assistance for Firms Awards	Total EDA Funding per State/Territory	Total Awards per State/Territory
Massachusetts	\$ 60,000	1	\$ 560,000	8	\$ 5,462,600	2	\$ 571,240	2	\$ –	–	\$ 166,667	2	\$ 1,029,108.4	1	\$ 7,849,615	16
Michigan	\$ 303,000	2	\$ 1,203,000	6	\$ 4,327,940	3	\$ 1,049,907	2	\$ –	–	\$ 255,000	3	\$ 1,867,153.0	1	\$ 9,006,000	17
Minnesota	\$ 190,000	1	\$ 840,000	4	\$ 4,375,155	2	\$ 750,000	1	\$ –	–	\$ 160,373	1	\$ –	–	\$ 6,315,528	9
Mississippi	\$ 5,525,300	4	\$ 1,015,500	5	\$ 656,231	1	\$ 300,000	1	\$ –	–	\$ 118,000	1	\$ –	–	\$ 7,615,031	12
Missouri	\$ 6,401,197	5	\$ 1,050,000	11	\$ 1,250,000	1	\$ 2,942,144	4	\$ –	–	\$ 304,553	4	\$ 1,075,862.9	1	\$ 13,023,757	26
Montana	\$ 430,000	4	\$ 1,223,000	13	\$ 375,000	1	\$ 749,314	1	\$ –	–	\$ 223,785	2	\$ –	–	\$ 3,001,099	21
Nebraska	\$ –	–	\$ 770,000	5	\$ 2,211,000	1	\$ 750,000	1	\$ –	–	\$ 112,000	1	\$ –	–	\$ 3,843,000	8
Nevada	\$ –	–	\$ 80,000	1	\$ 1,908,346	1	\$ 300,000	1	\$ –	–	\$ 125,000	1	\$ –	–	\$ 2,413,346	4
New Hampshire	\$ –	–	\$ 140,000	2	\$ 1,361,965	2	\$ –	–	\$ –	–	\$ 112,181	2	\$ –	–	\$ 1,614,146	6
New Jersey	\$ –	–	\$ 70,000	1	\$ 3,000,000	1	\$ 1,499,839	2	\$ –	–	\$ 116,667	1	\$ –	–	\$ 4,686,506	5
New Mexico	\$ 2,238,400	3	\$ 1,470,000	7	\$ –	–	\$ 1,730,152	4	\$ –	–	\$ 225,700	2	\$ –	–	\$ 5,664,252	16
New York	\$ 1,390,000	2	\$ 793,520	12	\$ 2,482,800	2	\$ 2,400,000	5	\$ –	–	\$ 233,334	2	\$ 889,819.9	1	\$ 8,189,474	24
North Carolina	\$ 1,099,200	5	\$ 840,000	4	\$ 3,473,408	3	\$ 1,498,244	2	\$ –	–	\$ 354,000	3	\$ –	–	\$ 7,264,852	17
North Dakota	\$ 415,256	1	\$ 363,000	6	\$ –	–	\$ –	–	\$ –	–	\$ 100,000	1	\$ –	–	\$ 878,256	8
Ohio	\$ 4,467,354	3	\$ 1,120,000	6	\$ –	–	\$ 1,347,167	3	\$ –	–	\$ 230,000	2	\$ –	–	\$ 7,164,522	14
Oklahoma	\$ 550,000	2	\$ 320,000	3	\$ 5,938,000	4	\$ –	–	\$ –	–	\$ 112,850	1	\$ –	–	\$ 6,920,850	10
Oregon	\$ 191,225	1	\$ 1,740,000	11	\$ 3,000,000	1	\$ 300,000	1	\$ –	–	\$ 143,025	1	\$ –	–	\$ 5,374,250	15
Pennsylvania	\$ 9,514,055	9	\$ 565,000	8	\$ 3,000,000	1	\$ 2,499,998	4	\$ –	–	\$ 116,667	1	\$ 1,044,519.9	1	\$ 16,740,240	24
Puerto Rico	\$ 37,468,529	8	\$ –	–	\$ –	–	\$ 696,187	2	\$ –	–	\$ 116,667	1	\$ –	–	\$ 38,281,383	11
Rhode Island	\$ 144,410	1	\$ –	–	\$ –	–	\$ 257,321	1	\$ –	–	\$ –	–	\$ –	–	\$ 401,731	2
South Carolina	\$ 25,966,830	18	\$ 2,205,000	11	\$ 3,604,755	2	\$ 749,994	1	\$ –	–	\$ 118,000	1	\$ –	–	\$ 32,644,579	33
South Dakota	\$ 1,814,551	2	\$ 968,000	12	\$ 3,051,900	1	\$ –	–	\$ –	–	\$ 145,000	1	\$ –	–	\$ 5,979,451	16
Tennessee	\$ 3,606,335	3	\$ 420,000	2	\$ 224,420	1	\$ 1,539,500	3	\$ –	–	\$ 236,000	2	\$ –	–	\$ 6,026,255	11
Texas	\$ 80,607,500	32	\$ 840,000	4	\$ 2,200,000	2	\$ 2,100,000	4	\$ –	–	\$ 515,650	5	\$ 1,211,784.0	1	\$ 87,474,934	48

(continued on next page)



(continued from previous page)

States/Territories	Economic Adjustment Assistance	Total Economic Adjustment Assistance Awards	Planning	Total Planning Awards	Public Works	Total Public Work Awards	Regional Innovation Strategies	Total Regional Innovation Strategies Awards	Research and National Technical Assistance	Total Research and National Technical Assistance Awards	Technical Assistance	Total Technical Assistance Awards	Trade Adjustment Assistance for Firms	Total Trade Adjustment Assistance for Firms Awards	Total EDA Funding per State/Territory	Total Awards per State/Territory
Utah	\$ 100,000	1	\$ 630,000	7	\$ -	-	\$ -	-	\$ -	-	\$ 143,000	1	\$ -	-	\$ 873,000	9
Vermont	\$ 362,898	1	\$ 140,000	2	\$ 440,000	1	\$ 829,296	2	\$ -	-	\$ 345,000	1	\$ -	-	\$ 2,117,194	7
Virgin Islands	\$ 57,158,787	6	\$ -	-	\$ -	-	\$ -	-	\$ -	-	\$ -	-	\$ -	-	\$ 57,158,787	6
Virginia	\$ -	-	\$ 700,000	10	\$ 3,000,000	1	\$ 1,597,250	3	\$ -	-	\$ 181,663	2	\$ -	-	\$ 5,478,913	16
Washington	\$ -	-	\$ 735,000	6	\$ 9,657,923	3	\$ -	-	\$ -	-	\$ 200,000	2	\$ 1,104,755.4	1	\$ 11,697,678	12
West Virginia	\$ 8,492,719	12	\$ 700,000	10	\$ 1,232,000	1	\$ 194,672	1	\$ -	-	\$ 116,667	1	\$ -	-	\$ 10,736,058	25
Wisconsin	\$ 8,850,172	4	\$ 363,000	2	\$ 1,977,738	2	\$ -	-	\$ -	-	\$ 255,000	3	\$ -	-	\$ 11,445,910	11
Wyoming	\$ 2,249,827	4	\$ -	-	\$ 3,000,000	1	\$ -	-	\$ -	-	\$ -	-	\$ -	-	\$ 5,249,827	5
Grand Total	\$417,814,068	231	\$ 33,595,020	260	\$ 125,152,972	73	\$ 44,225,501	85	\$ 2,173,005	3	\$ 9,824,169	88	\$ 12,999,998.9	11	\$ 645,784,735	751



www.eda.gov