


STEM



COMPRESSION SQUEEZE

AIR PRESSURE STUDY

Observe how water vapor behaves
as built-up pressure releases.



EMERSON™

COMPRESSION SQUEEZE INSTRUCTIONS:




1

Screw the cap on an empty plastic water bottle.




2

Feel the pressure build as you twist the bottle as tightly as possible.



3

Quickly unscrew the cap.
Safety first: Protect eyes by wearing goggles and aiming carefully.



4

Watch the molecules form a cloud!

TRY IT:

Experiment with different amounts of water in the bottle.
How does this impact the formation of a cloud?

HOW IT WORKS:

Pushing molecules together increases air pressure. Once the pressure releases, molecules become cooler as they expand, causing them to rapidly condense into droplets, creating a cloud.