


# WOOD SMOKE ACTIVITY BOOK



## **Acknowledgements**

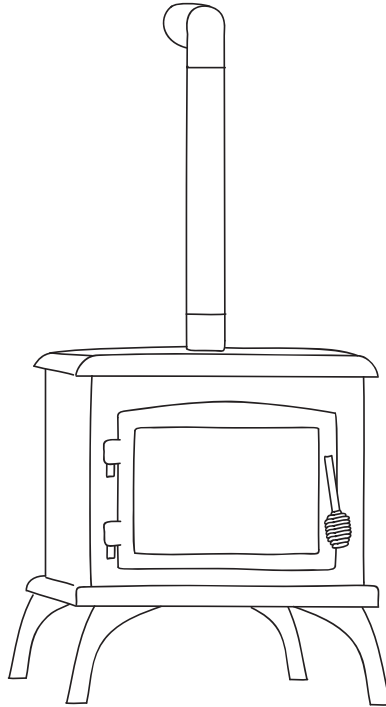
Thanks to our partners at the Alaska Department of Environmental Conservation's Burn Wise Alaska program for allowing EPA to use their artwork to make this activity book available to other communities across the country.




Our woodstove keeps me warm  
when it's cold and rainy outside!



It makes me feel nice and cozy.



Does your house have a woodstove?  
Draw your living room!



But wood smoke can be bad for me.

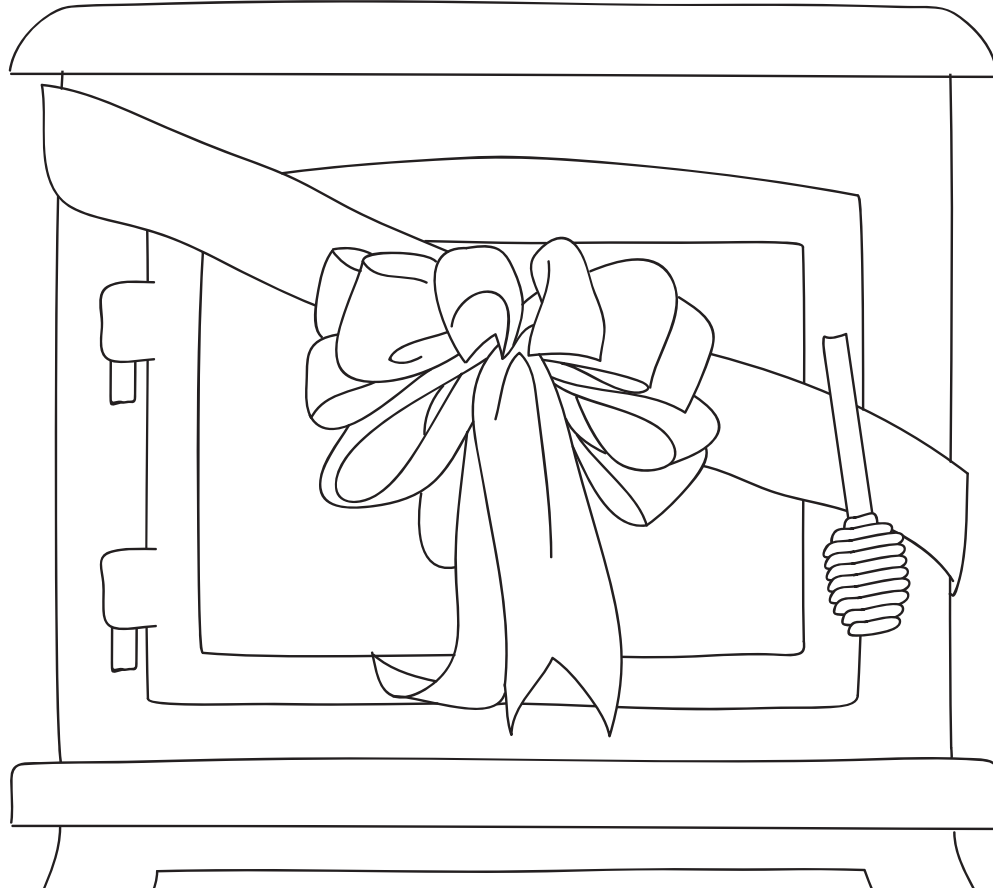


When it's too smoky outside, my eyes get scratchy and I get a cough.




Luckily, we had a plan.






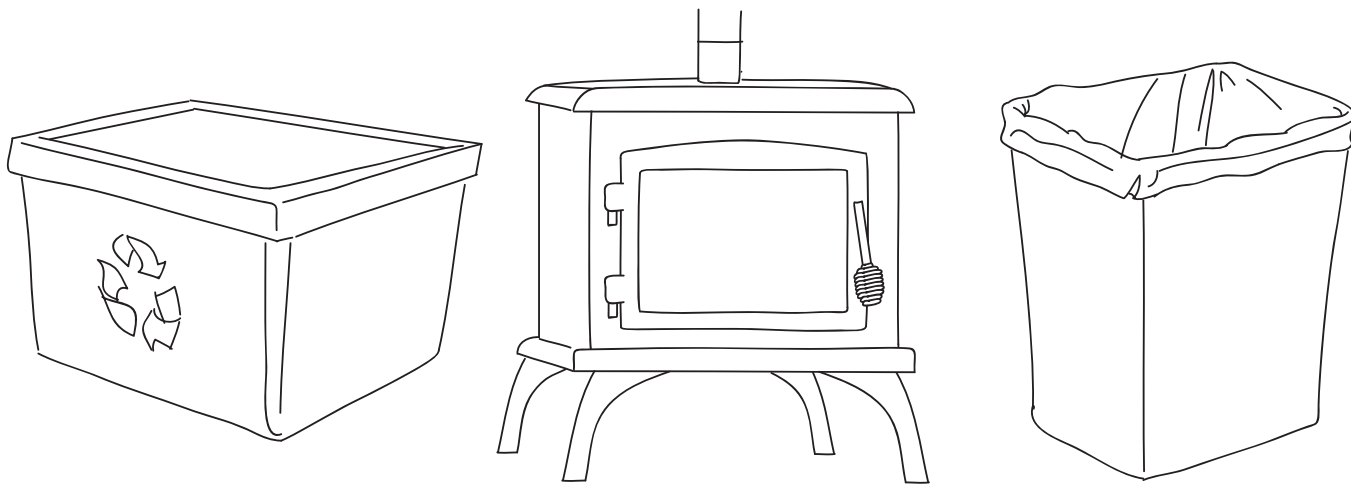

My parents decided we needed a new woodstove because ours was too old and smoky. The staff at the store helped us pick out a new stove that is just the right size for our home.




My parents read the owner's manual before we used it to make sure we stay safe and warm.




We found a website with tips on  
burning wood the right way.



We never burn garbage in our woodstove; we only burn wood.  
Draw lines showing which items should be  
recycled, burned or thrown away.



We make sure to burn dry wood only.



My parents say it burns longer and hotter and saves us money. Now the air is cleaner in our home!

I know it's important for my parents to burn wood the right way. Find these words in the puzzle!


- BREATHE      WOODSTOVE
- MOISTURE      METER
- CHIMNEY SWEEP      COLD
- SAFE      OUTDOORS
- WOODPILE      SMOKE
- HEALTHY      BURN WISE
- TEMPERATURE      SPLIT
- COVER      WARMTH

E	S	C	Q	C	K	V	E	F	E	Q	V	L	Z	K	L	K	E	F	T
N	H	M	Y	O	K	O	W	O	O	D	S	T	O	V	E	R	Z	I	R
F	R	T	O	G	E	I	B	M	E	T	E	R	S	H	U	U	P	G	E
C	X	T	A	K	I	T	W	H	U	I	I	P	M	T	S	H	M	D	V
H	Z	M	G	E	E	P	M	B	S	Z	L	F	A	C	I	S	S	B	A
F	S	R	W	K	R	L	F	B	A	I	W	R	L	O	A	L	T	P	P
L	P	L	I	O	F	B	Z	M	T	W	E	V	L	V	L	G	B	X	E
M	X	Z	D	L	O	C	T	S	H	P	X	Y	E	E	C	G	W	V	E
F	X	C	X	S	H	D	Q	P	M	B	O	G	Q	R	P	D	B	Q	W
L	I	P	F	K	F	R	P	E	U	H	A	D	E	K	L	D	T	F	S
J	F	X	Q	X	O	K	T	I	Z	M	B	J	O	T	J	H	J	M	Y
Y	E	D	J	D	P	G	S	D	L	Q	I	U	K	T	C	E	L	O	E
H	B	F	W	Z	V	Q	I	K	G	E	T	P	B	S	K	F	K	I	N
T	J	K	A	H	W	V	P	H	I	D	H	L	J	J	J	W	L	S	M
L	P	P	K	S	G	Z	T	H	O	A	S	B	X	B	F	B	R	T	I
A	S	R	L	I	N	M	E	O	L	H	C	L	Y	Y	B	C	Q	U	H
E	E	M	O	M	R	J	R	F	R	E	F	W	K	I	H	P	R	R	C
H	G	L	O	A	T	S	P	V	G	N	Z	T	K	I	U	E	C	E	U
E	S	I	W	N	R	U	B	G	F	Q	E	C	A	O	R	X	T	B	H




After Dad splits wood, he lets me stack it in the woodpile. We cut our wood at least six months before we use it in our woodstove.






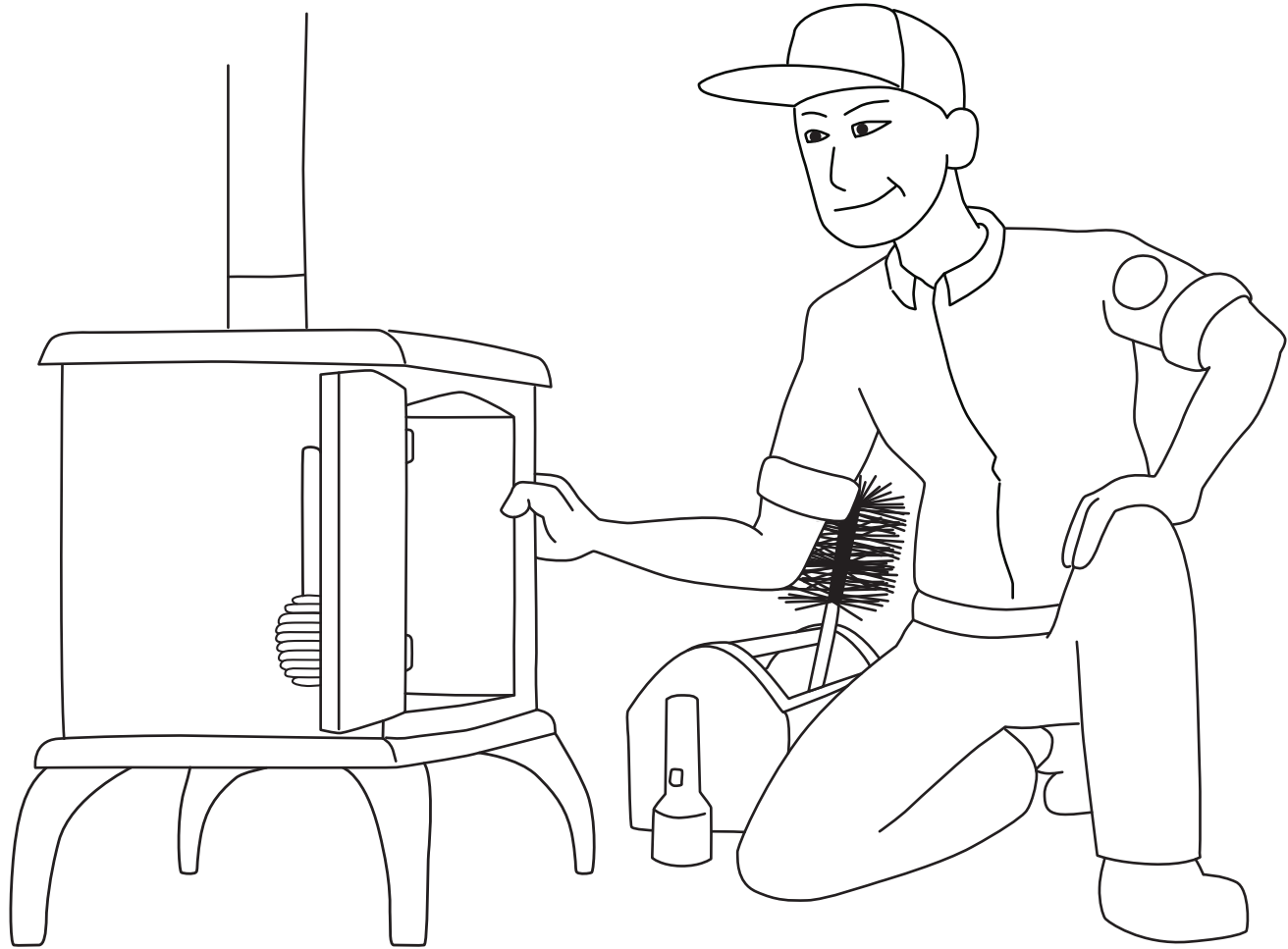
We keep our woodpile stacked outside.  
Connect the dots to help build a cover for our woodpile.




Help me find the path to our woodshed.




Every year a chimney sweep comes to our house.



The chimney sweep makes sure our woodstove and chimney are safe to use, and cleans the chimney if it's dirty.



We are happy, healthy, and warm.



Remember to burn wise and breathe easy!



**[www.epa.gov/burnwise](http://www.epa.gov/burnwise)**

