

contents

- Using the *Fuel Economy Guide* / i
- Understanding the Guide Listings / 1
- Why Some Vehicles Are Not Listed / 1
- Vehicle Classes Used in This Guide / 2
- Tax Incentives and Disincentives / 2
- Why Consider Fuel Economy / 2
- Fueling Options / 2
- Fuel Economy and Annual Fuel Cost Ranges for Vehicle Classes / 3
- Fuel-Saving Technology Highlight: Start-Stop Systems / 4
- Improve Your Fuel Economy / 4
- Model Year 2014 Fuel Economy Leaders / 5
- Model Year 2014 Vehicles / 6
- Diesel Vehicles / 31
- Compressed Natural Gas Vehicles / 33
- Fuel Cell Vehicles / 33
- Electric Vehicles / 34
- Plug-in Hybrid Electric Vehicles / 36
- Hybrid Electric Vehicles / 38
- Ethanol Flexible Fuel Vehicles / 40
- Index / 45

USING THE *FUEL ECONOMY GUIDE*

The U.S. Environmental Protection Agency (EPA) and U.S. Department of Energy (DOE) produce the *Fuel Economy Guide* to help car buyers choose the most fuel-efficient vehicle that meets their needs. The Guide is published in print and on the Web at www.fueleconomy.gov. For additional print copies, mail your request to: NREL - Fuel Economy Guide, 15013 Denver West Parkway, Golden, CO 80401-3305, or enter your request electronically at <http://www.fueleconomy.gov/feg/contacts.shtml>.

Fuel Economy Estimates

Most vehicles in this Guide (other than plug-in hybrids) have three fuel economy estimates:

- A "city" estimate that represents urban driving, in which a vehicle is started in the morning (after being parked all night) and driven in stop-and-go traffic
- A "highway" estimate that represents a mixture of rural and interstate highway driving in a warmed-up vehicle, typical of longer trips in free-flowing traffic
- A "combined" estimate that represents a combination of city driving (55%) and highway driving (45%)

Estimates for all vehicles are based on laboratory testing under standardized conditions to allow for fair comparisons.

Flexible-fuel vehicles (FFVs), which can use gasoline and E85, have estimates for both fuels. Plug-in hybrid electric vehicles (PHEVs) have estimates for (1) electric-only or blended electric and gasoline operation and (2) gasoline-only operation. PHEVs are discussed in more detail on page 32. For answers to frequently asked questions about fuel economy estimates, visit www.fueleconomy.gov.

Annual Fuel Cost Estimates

This Guide provides annual fuel cost estimates, rounded to the nearest \$50, for each vehicle. The estimates are based on the assumptions that you travel 15,000 miles per year (55% under city driving conditions and 45% under highway

conditions) and that fuel costs \$3.50/gallon for regular unleaded gasoline and \$3.75/gallon for premium. Cost-per-gallon assumptions for vehicles that use other fuel types are discussed at the beginning of those vehicle sections. The fuel costs were determined in advance to allow time for printing fuel economy labels; thus the Guide may not reflect current fuel prices.

Visit www.fueleconomy.gov to personalize fuel costs based on current fuel prices and your driving habits.

Your Fuel Economy Will Vary

Even though EPA recently improved its methods for estimating fuel economy, your vehicle's fuel economy will almost certainly vary from EPA's estimate. Fuel economy is not a fixed number; it varies significantly based on where you drive, how you drive, and other factors. Thus, it is impossible for one set of estimates to predict fuel economy precisely for all drivers in all environments. For example, the following factors can lower your vehicle's fuel economy:

- Aggressive driving (hard acceleration and braking)
- Excessive idling, accelerating, and braking in stop-and-go traffic
- Cold weather (engines are more efficient when warmed up)
- Driving with a heavy load or with the air conditioner running
- Improperly tuned engine or under-inflated tires
- Use of remote starters

In addition, small variations in vehicle manufacturing can cause fuel economy variations in the same make and model, and some vehicles don't attain maximum fuel economy until they are "broken in" (around 3,000–5,000 miles).

So, please remember that the EPA ratings are a useful tool for comparing vehicles when car buying, but they may not accurately predict the fuel economy you will get. This is also true for annual fuel cost estimates. For more information on fuel economy ratings and factors that affect fuel economy, visit www.fueleconomy.gov.

UNDERSTANDING THE GUIDE LISTINGS

We hope you'll find the *Fuel Economy Guide* easy to use! Fuel economy and annual fuel cost data are organized by vehicle class (see page 2 for a list of classes). Within each class, vehicles are listed alphabetically by manufacturer and model.

Vehicle models with different features, such as engine size or transmission type, are listed as different vehicles. Engine and transmission attributes are shown in the first column under the model name.

Additional attributes needed to distinguish among vehicles (e.g., fuel type or suggested fuel grade) are listed in the "Notes" column. A legend for abbreviations is provided on page 6.

A "P" in the "Notes" column indicates that the manufacturer *recommends* that the

vehicle be fueled with premium-grade gasoline, and a "PR" indicates that the manufacturer *requires* premium. The higher price of premium fuel is reflected in the annual fuel cost for these vehicles.

The most fuel-efficient vehicles in each class and alternative fuel vehicles are indicated with special markings (see diagram below). Vehicles that can use more than one kind of fuel have an entry for each fuel type.

Interior passenger and cargo volumes are located in the index at the back of the Guide.

weight rating (GVWR) of more than 10,000 pounds—GVWR is the vehicle weight plus carrying capacity

- Other vehicles with a GVWR of 8,500 pounds or more or a curb weight over 6,000 pounds

Therefore, manufacturers do not have to estimate their fuel economy, and fuel economy labels are not posted on their windows..

Also, fuel economy information on some vehicles is not available in time to be printed in the Guide. However, you can find more up-to-date information at www.fueleconomy.gov.

WHY SOME VEHICLES ARE NOT LISTED

Light-duty fuel economy regulations do not apply to

- Sport utility vehicles (SUVs) and passenger vans with a gross vehicle

Sample Vehicle Listing
(Not Actual Data)

| Manufacturer | Model | Manufacturer Model Configuration (trans, eng size, cyl) | MPG | | Annual Fuel Cost | GHG Rating | Notes |
|---------------------|-----------------------------------|---|------|----------|------------------|------------|-------|
| | | | Comb | City/Hwy | | | |
| CHEVROLET | Spark EV | A-1 | 119 | 128/109 | \$550 | 10 | EV |
| MINI | John Cooper Works Roadster | A-6, 1.6L, 4cyl | 30 | 26/35 | \$1,900 | 8 | P T |
| | | M-6, 1.6L, 4cyl | 30 | 26/35 | \$1,900 | 8 | P T |
| MIDSIZE CARS | | | | | | | |
| CHRYSLER | 200 | A-4, 2.4L, 4cyl | 24 | 21/30 | \$2,200 | 6 | |
| | | A-6, 2.4L, 4cyl | 24 | 20/31 | \$2,200 | 6 | |
| | 200 FFV | A-6, 3.6L, 6cyl | 22 | 19/29 | \$2,400 | 5 | Gas |
| | | | 16 | 14/21 | \$2,900 | 6 | E85 |

Annotations:

- Manufacturer:** Points to the manufacturer name in the table.
- Model:** Points to the model name in the table.
- Vehicle class:** Points to the "MIDSIZE CARS" header.
- Transmission information:** Points to the transmission and engine details in the first column.
- Alternative fuel vehicles:** Points to the "Gas" and "E85" entries in the Notes column.
- Most fuel-efficient vehicle:** Points to the red pointer (▶) next to the Spark EV model.
- EPA city & highway MPG estimates:** Points to the MPG values in the table.
- Annual fuel cost:** Points to the Annual Fuel Cost column.
- GHG Rating:** Points to the GHG Rating column.
- Notes:** Points to the Notes column.
- FFVs can run on gasoline or E85:** Points to the "Gas" and "E85" entries in the Notes column.

Explanatory Text:

- The most fuel-efficient vehicle per class is listed in blue bold face type and marked with a red pointer (▶).
- EPA city & highway MPG estimates. EXAMPLE: 128 MPG city; 109 MPG highway
- Transmission information: type (A=automatic, A-S=automatic transmission-select shift, AV=continuously variable transmission, M=manual, etc.) followed by number of gears or speeds
- Alternative fuel vehicles are highlighted by a blue bar, and those that can use two kinds of fuel, such as flexible fuel vehicles (FFVs), have an entry for each fuel type.
- EPA combined city/highway MPG estimate based on 55% city and 45% highway driving
- Compares the tailpipe greenhouse gas emissions to those of other vehicles of the same model year on a scale of 1 (worst) to 10 (best)
- Additional information to help further identify the vehicle (e.g., engine and fuel system info) along with other useful information about taxes, required fuel grade, etc. EXAMPLE: P=premium gasoline recommended, T=turbocharger
- Estimated annual fuel cost, assuming 15,000 miles of travel a year (55% city and 45% highway) and an average fuel price
- FFVs can run on gasoline or E85 (a mixture of 85% ethanol and 15% gasoline).
- Engine size (in liters) followed by number of cylinders. EXAMPLE: 3.6-liter, 6-cylinder engine

VEHICLE CLASSES USED IN THIS GUIDE

| CARS | | TRUCKS | |
|-----------------------|--------------------------------------|---------------------------------|---------------------------------------|
| CLASS | Passenger and Cargo Volume (cu. ft.) | CLASS | Gross Vehicle Weight Rating* (pounds) |
| TWO-SEATERS | | PICKUP TRUCKS | |
| SEDANS | | Small | Under 6,000 |
| Minicompact | Under 85 | Standard | 6,000 to 8,500 |
| Subcompact | 85 to 99 | VANS | |
| Compact | 100 to 109 | Passenger | Under 10,000 |
| Midsize | 110 to 119 | Cargo | Under 8,500 |
| Large | 120 or more | MINIVANS | |
| STATION WAGONS | | SPORT UTILITY VEHICLES | |
| Small | Under 130 | Small | Under 6,000 |
| Midsize | 130 to 159 | Standard | 6,000 to 9,999 |
| Large | 160 or more | SPECIAL PURPOSE VEHICLES | |
| | | | Under 8,500 |

*Gross Vehicle Weight Rating = vehicle weight plus carrying capacity.

TAX INCENTIVES AND DISINCENTIVES

Federal Tax Credits

You may be eligible for a federal income tax credit of up to \$7,500 if you purchase a qualifying electric or plug-in hybrid vehicle in 2013–14.

Visit www.fueleconomy.gov for more information on qualifying models, credit amounts, and phase-out dates.

Gas Guzzler Tax

The Energy Tax Act of 1978 requires auto companies to pay a "gas guzzler" tax on the sale of cars with exceptionally low fuel economy. Such vehicles are identified in the Guide by the word "Tax" in the "Notes" column. In the dealer showroom, the words "Gas Guzzler" and the tax amount are listed on the vehicle's fuel economy label. The tax does not apply to light trucks.

WHY CONSIDER FUEL ECONOMY?

Save Money

You could save as much as \$1,700 in fuel costs each year by choosing the most fuel-efficient vehicle in a particular class. This can add up to thousands of dollars over a vehicle's lifetime. Fuel-efficient models come in all shapes and sizes, so you need not sacrifice utility or size.

Each vehicle listing in the *Fuel Economy Guide* provides an estimated annual fuel cost (see page i). The Find and Compare Cars tool at www.fueleconomy.gov features an annual fuel cost calculator that

allows you to insert your local gasoline prices and typical driving conditions (percentage of city and highway driving) to obtain the most accurate fuel cost information for your vehicle.

Reduce Oil Dependence Costs

Buying a more fuel-efficient vehicle can help reduce our dependence on petroleum. Nearly 40% of the oil used to produce the gasoline you put in your tank is imported. The United States uses about 19 million barrels of oil per day, two-thirds of which is used for transportation. Oil dependence cost the U.S. economy around \$500 billion in 2012 alone.

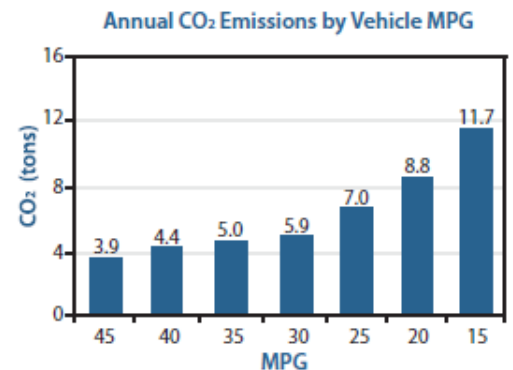
Reduce Climate Change

Climate change is widely viewed as the most significant long-term threat to the global environment, and human-made emissions of greenhouse gases (GHGs) are very likely the cause of most of the observed global warming over the last 50 years.

Burning fossil fuels such as gasoline and diesel releases carbon dioxide (CO₂) and other GHGs into the atmosphere, contributing to global climate change. CO₂ is the most important human-made GHG, and highway vehicles account for almost a quarter (1.7 billion tons) of U.S. CO₂ emissions each year.

Every gallon of gasoline your vehicle burns puts about 20 pounds of CO₂ into the atmosphere; the average vehicle emits around 5 to 8 tons of CO₂ each year. Unlike other forms of vehicle pollution, CO₂ emissions cannot be reduced by pollution control technologies. They can only be reduced by burning less fuel or by burning fuel that contains less carbon.

One of the most important things you can do to reduce your contribution to climate change is to buy a vehicle with better fuel economy. Switching from a vehicle that gets 20 miles per gallon (MPG) to one that gets 25 MPG can reduce CO₂ emissions by 10 tons over a vehicle's lifetime, more than a year's worth of use.



You can also reduce your contribution to climate change by

- Getting the best fuel economy out of your car
- Using a low-carbon fuel, such as compressed natural gas (CNG) or electricity from a renewable resource such as wind or hydropower
- Walking, biking, or taking public transit more often

FUELING OPTIONS

Ethanol Blends – E85 & E10

Ethanol is a domestically produced, renewable fuel made primarily from starch-based crops such as corn. It may also be made from "cellulosic biomass," such as crop residues and wood, but this is not yet done on a large scale. The use of ethanol as a vehicle fuel can reduce GHG emissions and U.S. dependence on

petroleum.

E10 is a blend of 10% ethanol and 90% gasoline and is legal for use in any gasoline-powered vehicle. More than 95% of U.S. gasoline contains up to 10% ethanol to boost octane, meet air quality requirements, or satisfy the federal Renewable Fuel Standard.

E85 is a high-level ethanol-gasoline blend containing 51% to 83% ethanol, depending on the season and geographic location. Drivers can use E85 in flexible fuel vehicles (FFVs), which are specially designed to run on gasoline, E85, or any mixture of the two. FFVs are offered by several vehicle manufacturers. To determine whether your vehicle is an FFV, check the inside of your car's fuel filler door for an identification sticker or consult your owner's manual. More than 2,300 filling stations in the United States currently sell E85. Visit afdc.energy.gov/locator/stations/ to find stations near you.

There is no noticeable difference in vehicle performance when low-level

ethanol blends are used. However, FFVs operating on E85 usually experience a 25–30% drop in fuel economy due to ethanol's lower energy content relative to gasoline.

Biodiesel

Biodiesel is a domestically produced renewable fuel manufactured from vegetable oils or animal fats for use in diesel vehicles. Using biodiesel in place of petroleum diesel reduces greenhouse gas emissions and contributes to national energy security.

Biodiesel can be blended with petroleum diesel at any percentage. The most common biodiesel blend is B20, which contains 20% biodiesel and 80% petroleum diesel. B5 (5% biodiesel and 95% petroleum diesel) is another common blend. All vehicle manufacturers have approved biodiesel blends up to and including B5 for use in all diesel engines. However, using higher-level biodiesel blends may affect vehicle warranties.

Check your owner's manual or with your vehicle manufacturer to determine the right blend for your vehicle.

Purchase commercial-grade biodiesel from a reputable dealer. Never refuel with recycled grease or vegetable oil that has not been converted to biodiesel. It will damage your engine.

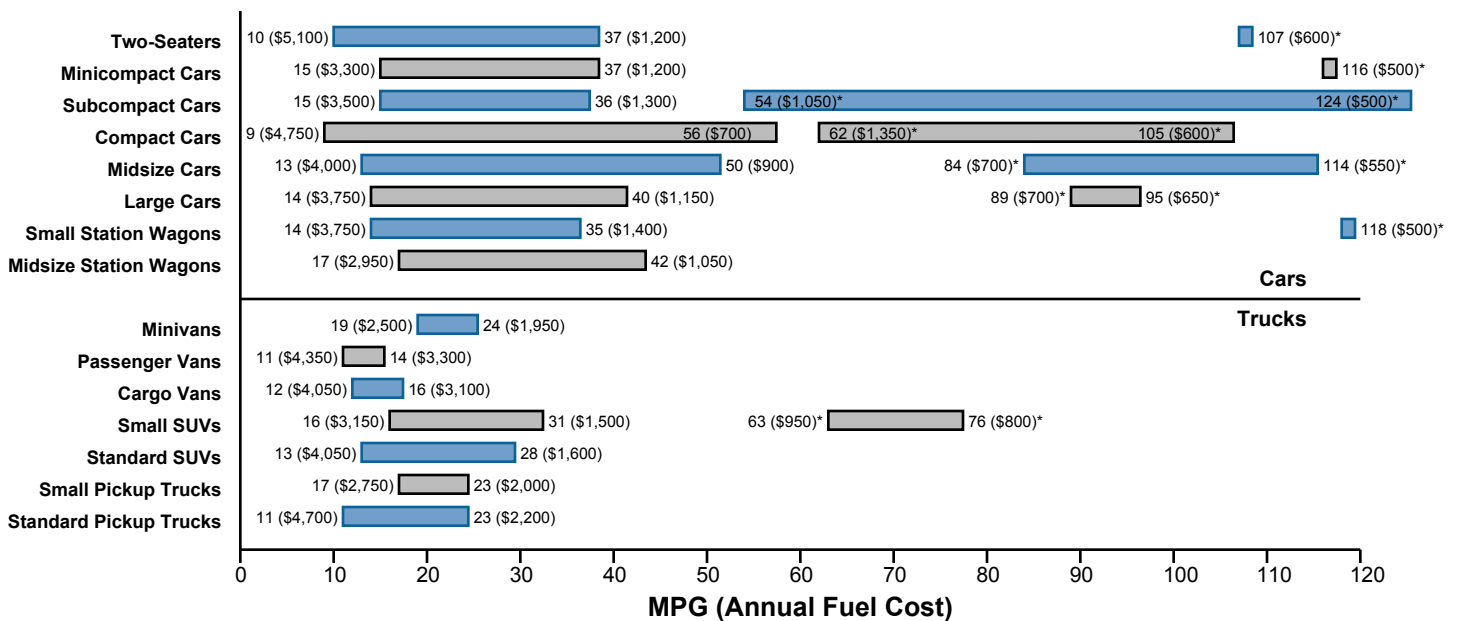
More than 300 stations currently dispense B20. Visit afdc.energy.gov/afdc/locator/stations to find service stations selling biodiesel near you.

Premium- vs. Regular-Grade Gasoline

Regular unleaded is the recommended gasoline for most cars. Using a higher-octane gasoline than recommended by the owner's manual does not improve performance or fuel efficiency; it only costs more money. Check your owner's manual to determine the lowest grade of fuel you can use.

FUEL ECONOMY AND ANNUAL FUEL COST RANGES FOR VEHICLE CLASSES

The graph below provides the fuel economy and annual fuel cost ranges for the vehicles in each class so you can see where a given vehicle's fuel economy and cost fall within its class. Combined city and highway MPG estimates are used; these assume you will drive 55% in the city and 45% on the highway. Annual fuel costs assume you travel 15,000 miles each year and fuel costs \$3.50/gallon for regular unleaded gasoline and \$3.75/gallon for premium, \$3.85 for diesel, and \$.12/kWh for electricity. Visit www.fueleconomy.gov to calculate annual fuel cost for a specific vehicle based on your own driving conditions and fuel prices.



Fuel economy estimates on this chart do not include vehicles operating on compressed natural gas (CNG), hydrogen, or E85.

* Represents electric vehicles and plug-in hybrids. Fuel economy values for these vehicles are in miles per gallon gasoline equivalent (MPGe).

FUEL-SAVING TECHNOLOGY HIGHLIGHT: START-STOP SYSTEMS

An energy-saving feature is now available that can help you save fuel in stop-and-go traffic, at red lights, and in other situations where your car would normally waste fuel idling. Start-stop systems—also called idle-stop, smart start, or other manufacturer-specific names—turn off the engine when a vehicle comes to a stop and automatically start it back up when the brake is released or when the accelerator or clutch is pressed. It usually takes half a second or less to restart.

Until recently, these systems were mostly found on hybrid vehicles, but as of the 2014 model year, they are available on about one hundred conventional vehicle models.

By turning off the engine when it's not needed, start-stop systems can improve

fuel economy by around 4 to 5 percent on average—less in highway driving or when the air conditioning is in heavy use. Unlike a hybrid system, which can add thousands of dollars to a vehicle's cost, a start-stop system typically adds only a few hundred dollars.

Starting and stopping the engine more often won't increase wear on the engine, and these systems are equipped with special starters, batteries, and alternators built to handle the increased performance requirements.

Since heating, air conditioning, and other cabin accessories are usually powered by the engine, these systems are designed to maintain and/or manage power for those accessories when the engine is stopped. For example, some vehicles restart the

engine when the cabin temperature changes or when the battery charge is low.

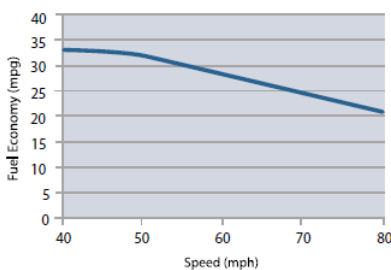
A start-stop system doesn't require you to drive differently, but it may take some time for you to get used to the way the vehicle operates or feels. Most systems are robust and easy to use.

While the concept is straightforward, there are differences in the way start-stop systems on different vehicles operate, perform, and manage power for accessories. If you spend significant drive time idling, a vehicle equipped with a start-stop system might just be right for you!

IMPROVE YOUR FUEL ECONOMY

Drive More Efficiently

- Aggressive driving (speeding and rapid acceleration/braking) can lower your gas mileage by as much as 33% at highway speeds and 5% around town.
- Observe the speed limit. Each 5 MPH you drive over 60 MPH can reduce your fuel economy by 7%.



- Avoid idling. Idling gets 0 miles per gallon and costs as much as \$0.04 per minute.
- Using cruise control on the highway helps you maintain a constant speed and, in most cases, will save gas.

Keep Your Car in Shape

- Fixing a car that is noticeably out of tune can improve gas mileage your gas mileage by about 4%.
- Keeping tires inflated to the recommended pressure and using the recommended grade of motor oil can improve fuel economy by up to 5%.

The manufacturer's recommended tire pressure can be found on the tire information placard and/or vehicle certification label located on the vehicle door edge, doorpost, glove-box door, or inside the trunk lid.

- Keep your tires aligned and balanced.
- Replacing a clogged air filter can improve gas mileage on older cars with carbureted engines.

Plan and Combine Trips

- A warmed-up engine is more fuel-efficient than a cold one. Many short trips taken from a cold start can use twice as much fuel as one multipurpose trip covering the same distance.

Note: Letting your car idle to warm up doesn't help your fuel economy, it actually uses more fuel and creates more pollution.

Other Solutions

- Avoid carrying unneeded items. An extra 100 pounds can decrease fuel economy by 1%-2%.
- A roof rack or carrier provides additional cargo space and may allow you to meet your needs with a smaller car. However, a loaded roof rack can decrease your fuel economy by 5%.

Reduce aerodynamic drag and improve your fuel economy by placing items inside the trunk whenever possible.

For more mileage tips and information about gasoline pricing, visit www.fueleconomy.gov.

MODEL YEAR 2014 FUEL ECONOMY LEADERS

Listed below are vehicles with the highest fuel economy in the most popular classes. For each vehicle class, we list the most fuel-efficient plug-in hybrid or electric (EV) and the most fuel-efficient conventional vehicle. Rankings are based on combined city and highway fuel economy estimates which assume 55% city driving and 45% highway driving. Please note that many vehicle models come in a range of engine sizes and trim lines, resulting in different fuel economy values. If there is only one vehicle in the class, we do not list a fuel economy leader.

| | Trans Type/ Speeds | Eng Size / Cylinders | MPG Combined | | Trans Type/ Speeds | Eng Size / Cylinders | MPG Combined |
|---|-----------------------|-------------------------|-----------------|--|-----------------------|-------------------------|-----------------|
| TWO-SEATER CARS | | | | SMALL PICKUP TRUCKS | | | |
| SMART fortwo electric drive convertible | A-1 | | 107* | TOYOTA Tacoma 2WD | M-5 | 2.7/4 | 23 |
| fortwo electric drive coupe | A-1 | | 107* | STANDARD PICKUP TRUCKS | | | |
| HONDA CR-Z | AV-S7 | 1.5/4 | 37 | RAM 1500 (diesel) | A-8 | 3.0/6 | 23 |
| MINICOMPACT CARS | | | | VANS, CARGO | | | |
| FIAT 500e | A-1 | | 116* | CHEVROLET Express 1500 2WD Cargo | A-4 | 4.3/6 | 16 |
| SCION iQ | AV | 1.3/4 | 37 | GMC Savana 1500 2WD (cargo) | A-4 | 4.3/6 | 16 |
| SUBCOMPACT CARS | | | | VANS, PASSENGER | | | |
| BMW i3 BEV | A-1 | | 124* | CHEVROLET Express 1500 2WD Passenger | A-4 | 5.3/8 | 14‡ |
| FORD Fiesta SFE FWD | M-5 | 1.0/3 | 36 | Express 1500 AWD Passenger | A-4 | 5.3/8 | 14‡ |
| COMPACT CARS | | | | FORD E150 Wagon FFV | A-4 | 4.6/8 | 14‡ |
| FORD Focus Electric | A-1 | | 105* | GMC Savana 1500 2WD (Passenger) | A-4 | 5.3/8 | 14‡ |
| TOYOTA Prius c | AV | 1.5/4 | 50 | Savana 1500 AWD (Passenger) | A-4 | 5.3/8 | 14‡ |
| MIDSIZE CARS | | | | SPECIAL PURPOSE VEHICLES | | | |
| NISSAN Leaf | A-1 | | 114* | FORD Transit Connect Van 2WD | A-S6 | 1.6/4 | 25 |
| TOYOTA Prius | AV | 1.8/4 | 50 | Transit Connect Wagon FWD | A-S6 | 1.6/4 | 25 |
| LARGE CARS | | | | MINIVANS | | | |
| TESLA Model S (60 kW-hr battery pack) | A-1 | | 95* | MAZDA 5 | A-S5 | 2.5/4 | 24 |
| FORD C-MAX Hybrid FWD | AV | 2.0/4 | 40 | 5 | M-6 | 2.5/4 | 24 |
| SMALL STATION WAGONS | | | | SMALL SPORT UTILITY VEHICLES | | | |
| HONDA Fit EV | A-1 | | 118* | TOYOTA RAV4 EV | AV | | 76* |
| BMW 328d xDrive Sports Wagon (diesel) | A-S8 | 2.0/4 | 35 | SUBARU XV Crosstrek Hybrid AWD | AV | 2.0/4 | 31 |
| MIDSIZE STATION WAGONS | | | | STANDARD SPORT UTILITY VEHICLES | | | |
| TOYOTA Prius v | AV | 1.8/4 | 42 | TOYOTA Highlander Hybrid 4WD | AV-S6 | 3.5/6 | 28 |
| | | | | Highlander Hybrid 4WD LE Plus | AV-S6 | 3.5/6 | 28 |

* This is an electric vehicle. Since electricity is not measured in gallons, a conversion factor is used to translate the fuel economy into miles per gallon of gasoline equivalent (MPGe).

† This vehicle is a plug-in hybrid, which runs on both gasoline and electricity. Since electricity is not measured in gallons, a conversion factor is used to translate the fuel economy when running on electricity into miles per gallon of gasoline equivalent (MPGe). The Combined MPGe estimate includes both city and highway driving and gasoline and electric energy use.

‡ When operated on gasoline

2014 MODEL YEAR VEHICLES

This section contains the fuel economy values for 2014 model year vehicles. Additional information for alternative fuel vehicles can be found on pages 33–35 and 40–44. Alternative fuel vehicles are highlighted with a light blue background, and those that can use two kinds of fuel, such as flexible fuel vehicles, have an entry for each fuel type. The most fuel-efficient vehicles per class are listed in blue boldface type and marked with a red pointer (▶).

| Manufacturer Model Configuration (trans, eng size, cyl) | MPG | | Annual Fuel Cost | GHG Rating | Notes |
|---|------|----------|------------------|------------|--------------|
| | Comb | City/Hwy | | | |
| TWO SEATER CARS | | | | | |
| ASTON MARTIN | | | | | |
| V8 Vantage | | | | | |
| AM-7, 4.7L, 8cyl | 16 | 14/21 | \$3,500 | 3 | P Tax |
| M-6, 4.7L, 8cyl | 15 | 13/19 | \$3,750 | 2 | P Tax |
| V8 Vantage S | | | | | |
| AM-7, 4.7L, 8cyl | 16 | 14/21 | \$3,500 | 3 | P Tax |
| M-6, 4.7L, 8cyl | 15 | 13/19 | \$3,750 | 2 | P Tax |
| AUDI | | | | | |
| R8 | | | | | |
| AM-S7, 4.2L, 8cyl | 17 | 14/23 | \$3,300 | 3 | P Tax |
| M-6, 4.2L, 8cyl | 14 | 11/20 | \$4,000 | 2 | P Tax |
| AM-S7, 5.2L, 10cyl | 16 | 13/22 | \$3,500 | 3 | P Tax |
| M-6, 5.2L, 10cyl | 14 | 12/19 | \$4,000 | 2 | P Tax |
| R8 Spyder | | | | | |
| AM-S7, 4.2L, 8cyl | 17 | 14/23 | \$3,300 | 3 | P Tax |
| M-6, 4.2L, 8cyl | 14 | 11/20 | \$4,000 | 2 | P Tax |
| AM-S7, 5.2L, 10cyl | 16 | 13/22 | \$3,500 | 3 | P Tax |
| M-6, 5.2L, 10cyl | 14 | 12/19 | \$4,000 | 2 | P Tax |
| TT Roadster quattro | | | | | |
| AM-S6, 2.0L, 4cyl | 26 | 22/31 | \$2,150 | 7 | P T |
| BMW | | | | | |
| Z4 sDrive28i | | | | | |
| A-S8, 2.0L, 4cyl | 26 | 22/33 | \$2,150 | 7 | P T |
| M-6, 2.0L, 4cyl | 26 | 22/34 | \$2,150 | 7 | P T SS |
| Z4 sDrive35i | | | | | |
| AM-S7, 3.0L, 6cyl | 20 | 17/24 | \$2,800 | 5 | P T |
| M-6, 3.0L, 6cyl | 21 | 19/26 | \$2,700 | 5 | P T |
| Z4 sDrive35is | | | | | |
| AM-S7, 3.0L, 6cyl | 20 | 17/24 | \$2,800 | 5 | P T |
| BUGATTI | | | | | |
| Veyron | | | | | |
| AM-S7, 8.0L, 16cyl | 10 | 8/15 | \$5,600 | 1 | P T Tax |
| CHEVROLET | | | | | |
| Corvette | | | | | |
| A-S6, 6.2L, 8cyl | 20 | 16/28 | \$2,800 | 5 | P |
| M-7, 6.2L, 8cyl | 21 | 17/29 | \$2,700 | 5 | P |
| FERRARI | | | | | |
| 458 Italia | | | | | |
| AM-7, 4.5L, 8cyl | 14 | 13/17 | \$4,000 | 2 | P Tax |
| AM-7, 4.5L, 8cyl | 15 | 13/17 | \$3,750 | 2 | P Tax SS |
| 458 Speciale | | | | | |
| AM-7, 4.5L, 8cyl | 15 | 13/17 | \$3,750 | 2 | P Tax SS |
| AM-7, 4.5L, 8cyl | 14 | 13/17 | \$4,000 | 2 | P Tax |
| 458 Spider | | | | | |
| AM-7, 4.5L, 8cyl | 15 | 13/17 | \$3,750 | 2 | P Tax SS |
| AM-7, 4.5L, 8cyl | 14 | 13/17 | \$4,000 | 2 | P Tax |
| F12 | | | | | |
| AM-7, 6.3L, 12cyl | 13 | 12/16 | \$4,350 | 1 | P Tax SS |
| AM-7, 6.3L, 12cyl | 13 | 11/16 | \$4,350 | 1 | P Tax |
| LaFerrari Hybrid | | | | | |
| AM-7, 6.3L, 12cyl | 14 | 12/16 | \$4,000 | 2 | P Tax HEV SS |
| HONDA | | | | | |
| CR-Z | | | | | |
| ▶ AV-S7, 1.5L, 4cyl | 37 | 36/39 | \$1,400 | 9 | HEV SS |
| M-6, 1.5L, 4cyl | 34 | 31/38 | \$1,550 | 8 | HEV SS |
| JAGUAR | | | | | |
| F-Type Convertible | | | | | |
| A-S8, 3.0L, 6cyl | 23 | 20/28 | \$2,450 | 6 | P S SS |
| F-Type S Convertible | | | | | |
| A-S8, 3.0L, 6cyl | 22 | 19/27 | \$2,550 | 5 | P S SS |
| F-Type V8 S Convertible | | | | | |
| A-S8, 5.0L, 8cyl | 18 | 16/23 | \$3,100 | 4 | P S SS |
| LAMBORGHINI | | | | | |
| Aventador Coupe | | | | | |
| AM-S7, 6.5L, 12cyl | 13 | 11/18 | \$4,350 | 1 | P Tax SS |

ABBREVIATIONS:

| | | |
|--|--|---|
| ▶ Highest MPG in Class | E85..... 85% Ethanol/15% Gasoline | MPG..... Miles per Gallon |
| 2WD..... Two-Wheel Drive | Eng Size..... Engine Volume in Liters | NA..... Not Available |
| 4WD..... Four-Wheel Drive | EV..... ELeCtric Vehicle | Ni-MH..... Nickel-Metal Hydride |
| A..... Automatic Transmission | FFV..... Flexible Fuel Vehicle | ORP..... Off-Road Package |
| A-S..... Automatic Transmission-Select Shift | FWD..... Front-Wheel Drive | P..... Premium Gasoline Recommended |
| AM..... Automated Manual | Gas..... Regular Gasoline | PHEV..... Plug-in Hybrid Electric Vehicle |
| AM-S..... Automated Manual-Selectable | GHG..... Greenhouse Gas | PR..... Premium Gasoline Required |
| AV..... Continuously Variable Transmission | HEV..... Hybrid-Electric Vehicle | PT4WD..... Part-time 4WD |
| AV-S..... Continuously Variable Transmission with Select Shift | Hwy..... MPG on Highway Test Procedure | PZEV..... Partial Zero-Emission Vehicles |
| AWD..... All-Wheel Drive | i-ELOOP..... Mazda Optional Technology Package | S..... Supercharger |
| City..... MPG on City Test Procedure | Li-Ion..... Lithium Ion | SIDI..... Spark Ignition Direct Injection |
| Cyl..... Cylinders | LWB..... Long Wheel Base | SS..... Stop-Start Technology |
| Comb..... Combined | M..... Manual Transmission | T..... Turbocharger |
| D..... Ultra-Low Sulfur Diesel | Mid..... Midgrade Gasoline | Tax..... Subject to Gas Guzzler Tax |
| | Mode..... Multimode Transmission | Trans..... Transmission |

| Manufacturer Model Configuration (trans, eng size, cyl) | MPG | | Annual Fuel Cost | GHG Rating | Notes |
|---|------|----------|------------------|------------|-------|
| | Comb | City/Hwy | | | |

Aventador Roadster

| | | | | | |
|--------------------|----|-------|---------|---|----------|
| AM-S7, 6.5L, 12cyl | 12 | 10/16 | \$4,700 | 1 | P Tax SS |
|--------------------|----|-------|---------|---|----------|

Aventador Veneno Coupe

| | | | | | |
|--------------------|----|-------|---------|---|-------|
| AM-S7, 6.5L, 12cyl | 13 | 11/17 | \$4,350 | 1 | P Tax |
|--------------------|----|-------|---------|---|-------|

Gallardo Coupe

| | | | | | |
|--------------------|----|-------|---------|---|-------|
| AM-S6, 5.2L, 10cyl | 16 | 13/20 | \$3,500 | 3 | P Tax |
| M-6, 5.2L, 10cyl | 15 | 12/20 | \$3,750 | 2 | P Tax |

Gallardo Spyder

| | | | | | |
|--------------------|----|-------|---------|---|-------|
| AM-S6, 5.2L, 10cyl | 16 | 13/20 | \$3,500 | 3 | P Tax |
| M-6, 5.2L, 10cyl | 14 | 12/20 | \$4,000 | 2 | P Tax |

MAZDA

MX-5

| | | | | | |
|------------------|----|-------|---------|---|---|
| A-S6, 2.0L, 4cyl | 23 | 21/28 | \$2,450 | 6 | P |
| M-5, 2.0L, 4cyl | 25 | 22/28 | \$2,250 | 6 | P |
| M-6, 2.0L, 4cyl | 24 | 21/28 | \$2,350 | 6 | P |

MCLAREN AUTOMOTIVE

MP4-12C Coupe

| | | | | | |
|-----------------|----|-------|---------|---|-----|
| A-7, 3.8L, 8cyl | 18 | 15/22 | \$3,100 | 4 | P T |
|-----------------|----|-------|---------|---|-----|

MP4-12C Spider

| | | | | | |
|-----------------|----|-------|---------|---|-----|
| A-7, 3.8L, 8cyl | 18 | 15/22 | \$3,100 | 4 | P T |
|-----------------|----|-------|---------|---|-----|

P1

| | | | | | |
|-----------------|-------------|--|--|--|-----------|
| A-7, 3.8L, 8cyl | See page 36 | | | | T PHEV SS |
|-----------------|-------------|--|--|--|-----------|

MERCEDES-BENZ

SL550

| | | | | | |
|-----------------|----|-------|---------|---|--------|
| A-7, 4.7L, 8cyl | 20 | 18/25 | \$2,800 | 5 | P T SS |
|-----------------|----|-------|---------|---|--------|

SL63 AMG

| | | | | | |
|-----------------|----|-------|---------|---|--------|
| A-7, 5.5L, 8cyl | 19 | 16/25 | \$2,950 | 4 | P T SS |
|-----------------|----|-------|---------|---|--------|

SL65 AMG

| | | | | | |
|------------------|----|-------|---------|---|------------|
| A-7, 6.0L, 12cyl | 17 | 14/21 | \$3,300 | 3 | P T Tax SS |
|------------------|----|-------|---------|---|------------|

SLK250

| | | | | | |
|-----------------|----|-------|---------|---|-----|
| A-7, 1.8L, 4cyl | 26 | 23/33 | \$2,150 | 7 | P T |
| M-6, 1.8L, 4cyl | 26 | 22/32 | \$2,150 | 7 | P T |

SLK350

| | | | | | |
|-----------------|----|-------|---------|---|------|
| A-7, 3.5L, 6cyl | 24 | 21/29 | \$2,350 | 6 | P SS |
|-----------------|----|-------|---------|---|------|

SLK55 AMG

| | | | | | |
|-----------------|----|-------|---------|---|------|
| A-7, 5.5L, 8cyl | 22 | 19/28 | \$2,550 | 5 | P SS |
|-----------------|----|-------|---------|---|------|

SLS AMG Black Series Coupe

| | | | | | |
|------------------|----|-------|---------|---|-------|
| AM-7, 6.2L, 8cyl | 14 | 13/17 | \$4,000 | 2 | P Tax |
|------------------|----|-------|---------|---|-------|

SLS AMG Coupe

| | | | | | |
|------------------|----|-------|---------|---|-------|
| AM-7, 6.2L, 8cyl | 15 | 13/19 | \$3,750 | 2 | P Tax |
|------------------|----|-------|---------|---|-------|

SLS AMG GT Coupe

| | | | | | |
|------------------|----|-------|---------|---|-------|
| AM-7, 6.2L, 8cyl | 15 | 13/19 | \$3,750 | 2 | P Tax |
|------------------|----|-------|---------|---|-------|

SLS AMG GT Roadster

| | | | | | |
|------------------|----|-------|---------|---|-------|
| AM-7, 6.2L, 8cyl | 15 | 13/19 | \$3,750 | 2 | P Tax |
|------------------|----|-------|---------|---|-------|

SLS AMG Roadster

| | | | | | |
|------------------|----|-------|---------|---|-------|
| AM-7, 6.2L, 8cyl | 15 | 13/19 | \$3,750 | 2 | P Tax |
|------------------|----|-------|---------|---|-------|

MINI

Cooper Clubvan

| | | | | | |
|------------------|----|-------|---------|---|---|
| A-S6, 1.6L, 4cyl | 30 | 27/35 | \$1,900 | 8 | P |
| M-6, 1.6L, 4cyl | 31 | 28/35 | \$1,800 | 8 | P |

Cooper Coupe

| | | | | | |
|------------------|----|-------|---------|---|---|
| A-S6, 1.6L, 4cyl | 31 | 28/36 | \$1,800 | 8 | P |
| M-6, 1.6L, 4cyl | 32 | 29/37 | \$1,750 | 8 | P |

| Manufacturer Model Configuration (trans, eng size, cyl) | MPG | | Annual Fuel Cost | GHG Rating | Notes |
|---|------|----------|------------------|------------|-------|
| | Comb | City/Hwy | | | |

Cooper Roadster

| | | | | | |
|------------------|----|-------|---------|---|---|
| A-S6, 1.6L, 4cyl | 30 | 27/35 | \$1,900 | 8 | P |
| M-6, 1.6L, 4cyl | 31 | 28/35 | \$1,800 | 8 | P |

Cooper S Coupe

| | | | | | |
|------------------|----|-------|---------|---|-----|
| A-S6, 1.6L, 4cyl | 30 | 26/35 | \$1,900 | 8 | P T |
| M-6, 1.6L, 4cyl | 30 | 26/35 | \$1,900 | 8 | P T |

Cooper S Roadster

| | | | | | |
|------------------|----|-------|---------|---|-----|
| A-S6, 1.6L, 4cyl | 30 | 26/35 | \$1,900 | 8 | P T |
| M-6, 1.6L, 4cyl | 30 | 26/35 | \$1,900 | 8 | P T |

John Cooper Works Coupe

| | | | | | |
|------------------|----|-------|---------|---|-----|
| A-S6, 1.6L, 4cyl | 30 | 26/35 | \$1,900 | 8 | P T |
| M-6, 1.6L, 4cyl | 30 | 26/35 | \$1,900 | 8 | P T |

John Cooper Works Roadster

| | | | | | |
|------------------|----|-------|---------|---|-----|
| A-S6, 1.6L, 4cyl | 30 | 26/35 | \$1,900 | 8 | P T |
| M-6, 1.6L, 4cyl | 30 | 26/35 | \$1,900 | 8 | P T |

NISSAN

370Z

| | | | | | |
|------------------|----|-------|---------|---|---|
| A-S7, 3.7L, 6cyl | 22 | 19/26 | \$2,550 | 5 | P |
| M-6, 3.7L, 6cyl | 21 | 18/26 | \$2,700 | 5 | P |

370Z Roadster

| | | | | | |
|------------------|----|-------|---------|---|---|
| A-S7, 3.7L, 6cyl | 21 | 18/25 | \$2,700 | 5 | P |
| M-6, 3.7L, 6cyl | 20 | 17/25 | \$2,800 | 5 | P |

PAGANI

Huayra Coupe

| | | | | | |
|-------------------|----|-------|---------|---|---------|
| AM-7, 6.0L, 12cyl | 13 | 11/17 | \$4,350 | 1 | P T Tax |
|-------------------|----|-------|---------|---|---------|

PORSCHE

911 GT3

| | | | | | |
|-------------------|----|-------|---------|---|-------|
| AM-S7, 3.8L, 6cyl | 17 | 15/20 | \$3,300 | 3 | P Tax |
|-------------------|----|-------|---------|---|-------|

Boxster

| | | | | | |
|-------------------|----|-------|---------|---|---|
| AM-S7, 2.7L, 6cyl | 26 | 22/32 | \$2,150 | 7 | P |
| M-6, 2.7L, 6cyl | 24 | 20/30 | \$2,350 | 6 | P |

Boxster S

| | | | | | |
|-------------------|----|-------|---------|---|---|
| AM-S7, 3.4L, 6cyl | 24 | 21/30 | \$2,350 | 6 | P |
| M-6, 3.4L, 6cyl | 23 | 20/28 | \$2,450 | 6 | P |

Cayman

| | | | | | |
|-------------------|----|-------|---------|---|---|
| AM-S7, 2.7L, 6cyl | 26 | 22/32 | \$2,150 | 7 | P |
| M-6, 2.7L, 6cyl | 24 | 20/30 | \$2,350 | 6 | P |

Cayman S

| | | | | | |
|-------------------|----|-------|---------|---|---|
| AM-S7, 3.4L, 6cyl | 24 | 21/30 | \$2,350 | 6 | P |
| M-6, 3.4L, 6cyl | 23 | 20/28 | \$2,450 | 6 | P |

SMART

fortwo cabriolet

| | | | | | |
|-----------------|----|-------|---------|---|---|
| AM5, 1.0L, 3cyl | 36 | 34/38 | \$1,550 | 9 | P |
|-----------------|----|-------|---------|---|---|

fortwo coupe

| | | | | | |
|-----------------|----|-------|---------|---|---|
| AM5, 1.0L, 3cyl | 36 | 34/38 | \$1,550 | 9 | P |
|-----------------|----|-------|---------|---|---|

fortwo electric drive convertible

| | | | | | |
|-------|-----|--------|-------|----|----|
| ▶ A-1 | 107 | 122/93 | \$600 | 10 | EV |
|-------|-----|--------|-------|----|----|

fortwo electric drive coupe

| | | | | | |
|-------|-----|--------|-------|----|----|
| ▶ A-1 | 107 | 122/93 | \$600 | 10 | EV |
|-------|-----|--------|-------|----|----|

SRT

Viper

| | | | | | |
|------------------|----|-------|---------|---|-------|
| M-6, 8.4L, 10cyl | 15 | 12/19 | \$3,750 | 2 | P Tax |
|------------------|----|-------|---------|---|-------|

| Manufacturer Model Configuration (trans, eng size, cyl) | MPG | | Annual Fuel Cost | GHG Rating | Notes |
|---|------|----------|------------------|------------|----------|
| | Comb | City/Hwy | | | |
| MINICOMPACT CARS | | | | | |
| ASTON MARTIN | | | | | |
| DB9 | | | | | |
| A-S6, 5.9L, 12cyl | 15 | 13/19 | \$3,750 | 2 | P Tax |
| Vanquish | | | | | |
| A-S6, 5.9L, 12cyl | 15 | 13/19 | \$3,750 | 2 | P Tax |
| FERRARI | | | | | |
| California | | | | | |
| AM-7, 4.3L, 8cyl | 16 | 14/19 | \$3,500 | 3 | P Tax SS |
| AM-7, 4.3L, 8cyl | 15 | 13/19 | \$3,750 | 2 | P Tax |
| FIAT | | | | | |
| 500 | | | | | |
| A-6, 1.4L, 4cyl | 30 | 27/34 | \$1,900 | 8 | P |
| M-5, 1.4L, 4cyl | 34 | 31/40 | \$1,650 | 8 | P |
| M-5, 1.4L, 4cyl | 30 | 28/34 | \$1,900 | 8 | P T |
| 500 Abarth | | | | | |
| M-5, 1.4L, 4cyl | 30 | 28/34 | \$1,900 | 8 | P T |
| 500e | | | | | |
| ▶ A-1 | 116 | 122/108 | \$500 | 10 | EV |
| JAGUAR | | | | | |
| XK | | | | | |
| A-S6, 5.0L, 8cyl | 19 | 16/24 | \$2,950 | 4 | P |
| A-S6, 5.0L, 8cyl | 18 | 15/22 | \$3,100 | 4 | P S |
| XK Convertible | | | | | |
| A-S6, 5.0L, 8cyl | 18 | 16/22 | \$3,100 | 4 | P |
| A-S6, 5.0L, 8cyl | 17 | 15/22 | \$3,300 | 3 | P S |
| LOTUS | | | | | |
| Evora | | | | | |
| A-S6, 3.5L, 6cyl | 22 | 19/28 | \$2,550 | 5 | P S |
| A-S6, 3.5L, 6cyl | 22 | 19/28 | \$2,550 | 5 | P |
| M-6, 3.5L, 6cyl | 21 | 18/26 | \$2,700 | 5 | P |
| M-6, 3.5L, 6cyl | 20 | 17/26 | \$2,800 | 5 | P S |
| MINI | | | | | |
| Cooper Convertible | | | | | |
| A-S6, 1.6L, 4cyl | 30 | 27/35 | \$1,900 | 8 | P |
| M-6, 1.6L, 4cyl | 31 | 28/35 | \$1,800 | 8 | P |
| Cooper S Convertible | | | | | |
| A-S6, 1.6L, 4cyl | 30 | 26/35 | \$1,900 | 8 | P T |
| M-6, 1.6L, 4cyl | 30 | 26/35 | \$1,900 | 8 | P T |
| John Cooper Works Convertible | | | | | |
| A-S6, 1.6L, 4cyl | 30 | 26/35 | \$1,900 | 8 | P T |
| M-6, 1.6L, 4cyl | 30 | 26/35 | \$1,900 | 8 | P T |
| PORSCHE | | | | | |
| 911 Carrera | | | | | |
| AM-S7, 3.4L, 6cyl | 23 | 20/28 | \$2,450 | 6 | P |
| M-7, 3.4L, 6cyl | 22 | 19/27 | \$2,550 | 5 | P |
| 911 Carrera 4 | | | | | |
| AM-S7, 3.4L, 6cyl | 23 | 20/28 | \$2,450 | 6 | P |
| M-7, 3.4L, 6cyl | 22 | 19/27 | \$2,550 | 5 | P |
| 911 Carrera 4 Cabriolet | | | | | |
| AM-S7, 3.4L, 6cyl | 22 | 20/27 | \$2,550 | 5 | P |
| M-7, 3.4L, 6cyl | 21 | 19/26 | \$2,700 | 5 | P |

| Manufacturer Model Configuration (trans, eng size, cyl) | MPG | | Annual Fuel Cost | GHG Rating | Notes |
|---|------|----------|------------------|------------|---------|
| | Comb | City/Hwy | | | |
| 911 Carrera 4S | | | | | |
| AM-S7, 3.8L, 6cyl | 22 | 19/26 | \$2,550 | 5 | P |
| M-7, 3.8L, 6cyl | 21 | 18/26 | \$2,700 | 5 | P |
| 911 Carrera 4S Cabriolet | | | | | |
| AM-S7, 3.8L, 6cyl | 21 | 19/26 | \$2,700 | 5 | P |
| M-7, 3.8L, 6cyl | 21 | 18/26 | \$2,700 | 5 | P |
| 911 Carrera Cabriolet | | | | | |
| AM-S7, 3.4L, 6cyl | 23 | 20/28 | \$2,450 | 6 | P |
| M-7, 3.4L, 6cyl | 22 | 19/27 | \$2,550 | 5 | P |
| 911 Carrera S | | | | | |
| AM-S7, 3.8L, 6cyl | 22 | 19/27 | \$2,550 | 5 | P |
| M-7, 3.8L, 6cyl | 22 | 19/27 | \$2,550 | 5 | P |
| 911 Carrera S Cabriolet | | | | | |
| AM-S7, 3.8L, 6cyl | 22 | 19/27 | \$2,550 | 5 | P |
| M-7, 3.8L, 6cyl | 22 | 19/27 | \$2,550 | 5 | P |
| 911 Targa 4 | | | | | |
| AM-S7, 3.4L, 6cyl | 22 | 19/26 | \$2,550 | 5 | P |
| M-7, 3.4L, 6cyl | 21 | 18/26 | \$2,700 | 5 | P |
| 911 Targa 4S | | | | | |
| AM-S7, 3.8L, 6cyl | 21 | 18/25 | \$2,700 | 5 | P |
| M-7, 3.8L, 6cyl | 21 | 18/26 | \$2,700 | 5 | P |
| 911 Turbo | | | | | |
| AM-S7, 3.8L, 6cyl | 20 | 17/24 | \$2,800 | 5 | P T |
| 911 Turbo Cabriolet | | | | | |
| AM-S7, 3.8L, 6cyl | 20 | 17/24 | \$2,800 | 5 | P T |
| 911 Turbo S | | | | | |
| AM-S7, 3.8L, 6cyl | 20 | 17/24 | \$2,800 | 5 | P T |
| 911 Turbo S Cabriolet | | | | | |
| AM-S7, 3.8L, 6cyl | 20 | 17/24 | \$2,800 | 5 | P T |
| SCION | | | | | |
| FR-S | | | | | |
| A-S6, 2.0L, 4cyl | 28 | 25/34 | \$2,000 | 7 | P |
| M-6, 2.0L, 4cyl | 25 | 22/30 | \$2,250 | 6 | P |
| iQ | | | | | |
| ▶ AV, 1.3L, 4cyl | 37 | 36/37 | \$1,400 | 9 | |
| SUBARU | | | | | |
| BRZ | | | | | |
| A-S6, 2.0L, 4cyl | 28 | 25/34 | \$2,000 | 7 | P |
| M-6, 2.0L, 4cyl | 25 | 22/30 | \$2,250 | 6 | P |
| SUBCOMPACT CARS | | | | | |
| ASTON MARTIN | | | | | |
| Rapide S | | | | | |
| A-S6, 5.9L, 12cyl | 15 | 13/19 | \$3,750 | 2 | P Tax |
| AUDI | | | | | |
| A5 Cabriolet | | | | | |
| AV-S8, 2.0L, 4cyl | 27 | 24/32 | \$2,100 | 7 | P T |
| A5 Cabriolet quattro | | | | | |
| A-S8, 2.0L, 4cyl | 24 | 20/29 | \$2,350 | 6 | Gas P T |
| | 16 | 14/20 | \$2,900 | 6 | E85 |

| Manufacturer Model Configuration (trans, eng size, cyl) | MPG | | Annual Fuel Cost | GHG Rating | Notes |
|---|------|----------|------------------|------------|-------------|
| | Comb | City/Hwy | | | |
| A5 quattro | | | | | |
| A-S8, 2.0L, 4cyl | 24 | 20/29 | \$2,350 | 6 | Gas P T |
| | 16 | 14/20 | \$2,900 | 6 | E85 |
| M-6, 2.0L, 4cyl | 26 | 22/32 | \$2,150 | 7 | PT |
| RS 5 | | | | | |
| AM-S7, 4.2L, 8cyl | 18 | 16/23 | \$3,100 | 4 | P |
| RS 5 Cabriolet | | | | | |
| AM-S7, 4.2L, 8cyl | 18 | 16/22 | \$3,100 | 4 | P |
| S5 | | | | | |
| AM-S7, 3.0L, 6cyl | 21 | 18/28 | \$2,700 | 5 | PS |
| M-6, 3.0L, 6cyl | 20 | 17/26 | \$2,800 | 5 | PS |
| S5 Cabriolet | | | | | |
| AM-S7, 3.0L, 6cyl | 21 | 18/26 | \$2,700 | 5 | PS |
| TT Coupe quattro | | | | | |
| AM-S6, 2.0L, 4cyl | 26 | 22/31 | \$2,150 | 7 | PT |
| BENTLEY | | | | | |
| Continental GT Speed Convertible | | | | | |
| A-S8, 6.0L, 12cyl | 15 | 12/20 | \$3,750 | 2 | Gas P T Tax |
| | 11 | 9/15 | \$4,250 | 2 | E85 |
| Continental GTC | | | | | |
| A-S8, 4.0L, 8cyl | 17 | 14/23 | \$3,300 | 3 | PT Tax |
| A-S8, 6.0L, 12cyl | 15 | 12/20 | \$3,750 | 2 | Gas P T Tax |
| | 11 | 9/15 | \$4,250 | 2 | E85 |
| BMW | | | | | |
| 228i | | | | | |
| A-S8, 2.0L, 4cyl | 28 | 23/36 | \$2,000 | 7 | PT SS |
| M-6, 2.0L, 4cyl | 26 | 22/34 | \$2,150 | 7 | PT SS |
| 428i Convertible | | | | | |
| A-S8, 2.0L, 4cyl | 27 | 23/34 | \$2,100 | 7 | PT SS |
| 428i xDrive Convertible | | | | | |
| A-S8, 2.0L, 4cyl | 25 | 21/33 | \$2,250 | 6 | PT SS |
| 435i Convertible | | | | | |
| A-S8, 3.0L, 6cyl | 24 | 20/30 | \$2,350 | 6 | PT SS |
| 640i Convertible | | | | | |
| A-S8, 3.0L, 6cyl | 24 | 20/30 | \$2,350 | 6 | PT SS |
| 640i Coupe | | | | | |
| A-S8, 3.0L, 6cyl | 25 | 22/32 | \$2,250 | 6 | PT SS |
| 640i xDrive Convertible | | | | | |
| A-S8, 3.0L, 6cyl | 23 | 20/29 | \$2,450 | 6 | PT SS |
| 640i xDrive Coupe | | | | | |
| A-S8, 3.0L, 6cyl | 23 | 20/29 | \$2,450 | 6 | PT SS |
| 650i Convertible | | | | | |
| A-S8, 4.4L, 8cyl | 20 | 17/25 | \$2,800 | 5 | PT SS |
| 650i Coupe | | | | | |
| A-S8, 4.4L, 8cyl | 20 | 17/25 | \$2,800 | 5 | PT SS |
| 650i xDrive Convertible | | | | | |
| A-S8, 4.4L, 8cyl | 19 | 16/24 | \$2,950 | 4 | PT SS |
| 650i xDrive Coupe | | | | | |
| A-S8, 4.4L, 8cyl | 19 | 16/24 | \$2,950 | 4 | PT |

| | | | | | |
|---------------|-----|---------|-------|----|----|
| i3 BEV | | | | | |
| ▶ A-1 | 124 | 137/111 | \$500 | 10 | EV |

| Manufacturer Model Configuration (trans, eng size, cyl) | MPG | | Annual Fuel Cost | GHG Rating | Notes |
|---|------|-------------|------------------|------------|-----------|
| | Comb | City/Hwy | | | |
| i3 REX | | | | | |
| A-1, 0.6L, 2cyl | | See page 36 | | | PHEV SS |
| i8 | | | | | |
| A-6, 1.5L, 3cyl | | See page 36 | | | T PHEV SS |
| M235i | | | | | |
| A-S8, 3.0L, 6cyl | 25 | 22/32 | \$2,250 | 6 | PT SS |
| M-6, 3.0L, 6cyl | 23 | 19/28 | \$2,450 | 6 | PT SS |
| M6 Convertible | | | | | |
| AM-S7, 4.4L, 8cyl | 16 | 14/20 | \$3,500 | 3 | PT Tax SS |
| M-6, 4.4L, 8cyl | 17 | 15/22 | \$3,300 | 3 | PT Tax SS |
| M6 Coupe | | | | | |
| AM-S7, 4.4L, 8cyl | 16 | 14/20 | \$3,500 | 3 | PT Tax SS |
| M-6, 4.4L, 8cyl | 17 | 15/22 | \$3,300 | 3 | PT Tax SS |
| CADILLAC | | | | | |
| ELR | | | | | |
| AV, 1.4L, 4cyl | | See page 36 | | | PHEV SS |
| CHEVROLET | | | | | |
| Spark | | | | | |
| AV, 1.2L, 4cyl | 34 | 30/39 | \$1,550 | 8 | |
| M-5, 1.2L, 4cyl | 34 | 31/39 | \$1,550 | 8 | |
| Spark EV | | | | | |
| A-1 | 119 | 128/109 | \$500 | 10 | EV |
| FORD | | | | | |
| Fiesta FWD | | | | | |
| AM-6, 1.6L, 4cyl | 31 | 27/37 | \$1,700 | 8 | |
| M-5, 1.6L, 4cyl | 31 | 28/36 | \$1,700 | 8 | |
| Fiesta SFE FWD | | | | | |
| ▶ M-5, 1.0L, 3cyl | 36 | 31/43 | \$1,450 | 9 | T |
| AM-6, 1.6L, 4cyl | 32 | 28/38 | \$1,650 | 8 | |
| Mustang | | | | | |
| A-6, 3.7L, 6cyl | 23 | 19/31 | \$2,300 | 6 | |
| M-6, 3.7L, 6cyl | 22 | 19/29 | \$2,400 | 5 | |
| A-6, 5.0L, 8cyl | 20 | 18/25 | \$2,600 | 5 | |
| M-6, 5.0L, 8cyl | 19 | 15/26 | \$2,750 | 4 | |
| M-6, 5.8L, 8cyl | 18 | 15/24 | \$3,100 | 4 | PS |
| Mustang Convertible | | | | | |
| A-6, 3.7L, 6cyl | 23 | 19/30 | \$2,300 | 6 | |
| HYUNDAI | | | | | |
| Genesis Coupe | | | | | |
| A-8, 2.0L, 4cyl | 21 | 17/27 | \$2,700 | 5 | PT |
| M-6, 2.0L, 4cyl | 22 | 19/27 | \$2,550 | 5 | PT |
| A-8, 3.8L, 6cyl | 19 | 16/25 | \$2,950 | 4 | P |
| M-6, 3.8L, 6cyl | 19 | 16/24 | \$2,950 | 4 | P |
| INFINITI | | | | | |
| Q60 AWD Coupe | | | | | |
| A-S7, 3.7L, 6cyl | 20 | 18/25 | \$2,800 | 5 | P |
| Q60 Convertible | | | | | |
| A-S7, 3.7L, 6cyl | 20 | 18/26 | \$2,800 | 5 | P |
| M-6, 3.7L, 6cyl | 19 | 16/24 | \$2,950 | 4 | P |
| Q60 Coupe | | | | | |
| A-S7, 3.7L, 6cyl | 22 | 19/27 | \$2,550 | 5 | P |
| M-6, 3.7L, 6cyl | 20 | 17/25 | \$2,800 | 5 | P |
| LEXUS | | | | | |
| IS 250 C | | | | | |
| A-S6, 2.5L, 6cyl | 24 | 21/30 | \$2,350 | 6 | P |

| Manufacturer Model Configuration (trans, eng size, cyl) | MPG | | Annual Fuel Cost | GHG Rating | Notes |
|---|------|----------|------------------|------------|-----------|
| | Comb | City/Hwy | | | |
| IS 350 C | | | | | |
| A-S6, 3.5L, 6cyl | 22 | 19/27 | \$2,550 | 5 | P |
| IS F | | | | | |
| A-S8, 5.0L, 8cyl | 18 | 16/23 | \$3,100 | 4 | P |
| MASERATI | | | | | |
| GranTurismo | | | | | |
| A-6, 4.7L, 8cyl | 16 | 13/21 | \$3,500 | 3 | P Tax |
| GranTurismo Convertible | | | | | |
| A-6, 4.7L, 8cyl | 15 | 13/20 | \$3,750 | 2 | P Tax |
| MERCEDES-BENZ | | | | | |
| C250 Coupe | | | | | |
| A-7, 1.8L, 4cyl | 25 | 22/31 | \$2,250 | 6 | P T |
| C350 4matic Coupe | | | | | |
| A-7, 3.5L, 6cyl | 22 | 19/27 | \$2,550 | 5 | P SS |
| C350 Coupe | | | | | |
| A-7, 3.5L, 6cyl | 23 | 20/28 | \$2,450 | 6 | P SS |
| C63 AMG Coupe | | | | | |
| A-7, 6.2L, 8cyl | 15 | 13/19 | \$3,750 | 2 | P Tax |
| E350 4matic Coupe | | | | | |
| A-7, 3.5L, 6cyl | 23 | 20/28 | \$2,450 | 6 | Gas P SS |
| | 17 | 15/21 | \$2,750 | 6 | E85 |
| A-7, 3.5L, 6cyl | 23 | 20/28 | \$2,450 | 6 | P PZEV SS |
| A-7, 3.5L, 6cyl | 23 | 20/28 | \$2,450 | 6 | P SS |
| E350 Convertible | | | | | |
| A-7, 3.5L, 6cyl | 23 | 20/28 | \$2,450 | 6 | Gas P SS |
| | 17 | 14/21 | \$2,750 | 6 | E85 |
| A-7, 3.5L, 6cyl | 22 | 19/28 | \$2,550 | 5 | P SS |
| E350 Coupe | | | | | |
| A-7, 3.5L, 6cyl | 24 | 20/30 | \$2,350 | 6 | P PZEV SS |
| A-7, 3.5L, 6cyl | 23 | 20/29 | \$2,450 | 6 | Gas P SS |
| | 18 | 15/22 | \$2,600 | 6 | E85 |
| A-7, 3.5L, 6cyl | 23 | 20/28 | \$2,450 | 6 | P SS |
| E550 Convertible | | | | | |
| A-7, 4.7L, 8cyl | 20 | 17/26 | \$2,800 | 5 | P T SS |
| E550 Coupe | | | | | |
| A-7, 4.7L, 8cyl | 21 | 18/26 | \$2,700 | 5 | P T SS |
| MINI | | | | | |
| Cooper (3-doors) | | | | | |
| A-S6, 1.5L, 3cyl | 32 | 28/39 | \$1,750 | 8 | P T |
| M-6, 1.5L, 3cyl | 33 | 29/40 | \$1,700 | 8 | P T |
| Cooper Clubman | | | | | |
| A-S6, 1.6L, 4cyl | 30 | 27/35 | \$1,900 | 8 | P |
| M-6, 1.6L, 4cyl | 31 | 28/35 | \$1,800 | 8 | P |
| Cooper S (3-doors) | | | | | |
| A-S6, 2.0L, 4cyl | 30 | 26/35 | \$1,900 | 8 | P T |
| M-6, 2.0L, 4cyl | 28 | 24/34 | \$2,000 | 7 | P T |
| Cooper S Clubman | | | | | |
| A-S6, 1.6L, 4cyl | 30 | 26/35 | \$1,900 | 8 | P T |
| M-6, 1.6L, 4cyl | 30 | 26/35 | \$1,900 | 8 | P T |
| John Cooper Works Clubman | | | | | |
| A-S6, 1.6L, 4cyl | 30 | 26/35 | \$1,900 | 8 | P T |
| M-6, 1.6L, 4cyl | 30 | 26/35 | \$1,900 | 8 | P T |

| Manufacturer Model Configuration (trans, eng size, cyl) | MPG | | Annual Fuel Cost | GHG Rating | Notes |
|---|------|----------|------------------|------------|-------------|
| | Comb | City/Hwy | | | |
| MITSUBISHI | | | | | |
| i-MiEV | | | | | |
| A-1 | 112 | 126/99 | \$550 | 10 | EV |
| NISSAN | | | | | |
| GT-R | | | | | |
| AM-6, 3.8L, 6cyl | 19 | 16/23 | \$2,950 | 4 | P T |
| ROUSH PERFORMANCE | | | | | |
| Stage 3 Mustang | | | | | |
| A-6, 5.0L, 8cyl | 17 | 15/22 | \$3,300 | 3 | P S |
| M-6, 5.0L, 8cyl | 17 | 14/22 | \$3,300 | 3 | P S Tax |
| SCION | | | | | |
| xD | | | | | |
| A-4, 1.8L, 4cyl | 29 | 27/33 | \$1,800 | 7 | |
| M-5, 1.8L, 4cyl | 29 | 27/33 | \$1,800 | 7 | |
| VOLKSWAGEN | | | | | |
| Beetle Convertible | | | | | |
| A-S6, 1.8L, 4cyl | 27 | 24/32 | \$1,950 | 7 | T |
| AM-S6, 2.0L, 4cyl | 31 | 27/38 | \$1,850 | 7 | D T |
| AM-S6, 2.0L, 4cyl | 25 | 23/29 | \$2,250 | 6 | P T |
| M-6, 2.0L, 4cyl | 30 | 27/39 | \$1,900 | 7 | D T |
| M-6, 2.0L, 4cyl | 26 | 23/31 | \$2,150 | 7 | P T |
| A-S6, 2.5L, 5cyl | 23 | 21/27 | \$2,300 | 6 | |
| Eos | | | | | |
| AM-S6, 2.0L, 4cyl | 25 | 22/30 | \$2,250 | 6 | P T |
| COMPACT CARS | | | | | |
| ACURA | | | | | |
| ILX | | | | | |
| A-S5, 2.0L, 4cyl | 28 | 24/35 | \$2,000 | 7 | P |
| M-6, 2.4L, 4cyl | 25 | 22/31 | \$2,250 | 6 | P |
| ILX Hybrid | | | | | |
| AV-S7, 1.5L, 4cyl | 38 | 39/38 | \$1,500 | 9 | P HEV SS |
| TSX | | | | | |
| A-S5, 2.4L, 4cyl | 26 | 22/31 | \$2,150 | 7 | P |
| M-6, 2.4L, 4cyl | 24 | 21/29 | \$2,350 | 6 | P |
| A-S5, 3.5L, 6cyl | 23 | 19/28 | \$2,450 | 6 | P |
| AUDI | | | | | |
| A4 | | | | | |
| AV-S8, 2.0L, 4cyl | 27 | 24/32 | \$2,100 | 7 | P T |
| A4 quattro | | | | | |
| A-S8, 2.0L, 4cyl | 24 | 20/29 | \$2,350 | 6 | Gas P T |
| | 16 | 14/20 | \$2,900 | 6 | E85 |
| M-6, 2.0L, 4cyl | 26 | 22/32 | \$2,150 | 7 | P T |
| S4 | | | | | |
| AM-S7, 3.0L, 6cyl | 21 | 18/28 | \$2,700 | 5 | P S |
| M-6, 3.0L, 6cyl | 20 | 17/26 | \$2,800 | 5 | P S |
| BENTLEY | | | | | |
| Continental GT | | | | | |
| A-S8, 4.0L, 8cyl | 18 | 14/24 | \$3,100 | 4 | P T |
| A-S8, 6.0L, 12cyl | 15 | 12/21 | \$3,750 | 2 | Gas P T Tax |
| | 11 | 9/15 | \$4,250 | 2 | E85 |

| Manufacturer Model Configuration (trans, eng size, cyl) | MPG | | Annual Fuel Cost | GHG Rating | Notes |
|---|------|----------|------------------|------------|------------|
| | Comb | City/Hwy | | | |
| BMW | | | | | |
| 320i | | | | | |
| A-S8, 2.0L, 4cyl | 28 | 24/36 | \$2,000 | 7 | P T SS |
| M-6, 2.0L, 4cyl | 27 | 23/36 | \$2,100 | 7 | P T SS |
| 320i xDrive | | | | | |
| A-S8, 2.0L, 4cyl | 27 | 23/35 | \$2,100 | 7 | P T SS |
| 328d | | | | | |
| A-S8, 2.0L, 4cyl | 37 | 32/45 | \$1,550 | 8 | D T |
| 328d xDrive | | | | | |
| A-S8, 2.0L, 4cyl | 35 | 31/43 | \$1,650 | 8 | D T |
| 328i | | | | | |
| A-S8, 2.0L, 4cyl | 27 | 23/35 | \$2,100 | 7 | P T SS |
| M-6, 2.0L, 4cyl | 26 | 22/34 | \$2,150 | 7 | P T SS |
| 328i xDrive | | | | | |
| A-S8, 2.0L, 4cyl | 26 | 22/33 | \$2,150 | 7 | P T SS |
| 335i | | | | | |
| A-S8, 3.0L, 6cyl | 25 | 22/32 | \$2,250 | 6 | P T SS |
| M-6, 3.0L, 6cyl | 23 | 20/30 | \$2,450 | 6 | P T SS |
| 335i xDrive | | | | | |
| A-S8, 3.0L, 6cyl | 24 | 20/30 | \$2,350 | 6 | P T SS |
| M-6, 3.0L, 6cyl | 23 | 20/28 | \$2,450 | 6 | P T SS |
| 428i Coupe | | | | | |
| A-S8, 2.0L, 4cyl | 27 | 23/35 | \$2,100 | 7 | P T SS |
| M-6, 2.0L, 4cyl | 26 | 22/34 | \$2,150 | 7 | P T SS |
| 428i xDrive Coupe | | | | | |
| A-S8, 2.0L, 4cyl | 26 | 22/33 | \$2,150 | 7 | P T SS |
| 435i Coupe | | | | | |
| A-S8, 3.0L, 6cyl | 25 | 22/32 | \$2,250 | 6 | P T SS |
| M-6, 3.0L, 6cyl | 23 | 20/30 | \$2,450 | 6 | P T SS |
| 435i xDrive Coupe | | | | | |
| A-S8, 3.0L, 6cyl | 24 | 20/30 | \$2,350 | 6 | P T SS |
| M-6, 3.0L, 6cyl | 23 | 20/28 | \$2,450 | 6 | P T SS |
| 640i Gran Coupe | | | | | |
| A-S8, 3.0L, 6cyl | 24 | 20/30 | \$2,350 | 6 | P T SS |
| 640i xDrive Gran Coupe | | | | | |
| A-S8, 3.0L, 6cyl | 23 | 20/29 | \$2,450 | 6 | P T SS |
| 650i Gran Coupe | | | | | |
| A-S8, 4.4L, 8cyl | 20 | 17/25 | \$2,800 | 5 | P T SS |
| 650i xDrive Gran Coupe | | | | | |
| A-S8, 4.4L, 8cyl | 19 | 16/24 | \$2,950 | 4 | P T SS |
| ActiveHybrid 3 | | | | | |
| A-S8, 3.0L, 6cyl | 28 | 25/33 | \$2,000 | 7 | P T HEV SS |
| M6 Gran Coupe | | | | | |
| AM-S7, 4.4L, 8cyl | 16 | 14/20 | \$3,500 | 3 | P T Tax SS |
| M-6, 4.4L, 8cyl | 17 | 15/22 | \$3,300 | 3 | P T Tax SS |

BUICK

Verano

| | | | | | |
|------------------|----|-------|---------|---|---|
| A-S6, 2.0L, 4cyl | 24 | 21/30 | \$2,200 | 6 | T |
| M-6, 2.0L, 4cyl | 24 | 20/31 | \$2,200 | 6 | T |
| A-S6, 2.4L, 4cyl | 25 | 21/32 | \$2,100 | 6 | |

| Manufacturer Model Configuration (trans, eng size, cyl) | MPG | | Annual Fuel Cost | GHG Rating | Notes |
|---|------|----------|------------------|------------|-------|
| | Comb | City/Hwy | | | |

CADILLAC

ATS

| | | | | | |
|------------------|----|-------|---------|---|---|
| A-S6, 2.0L, 4cyl | 24 | 21/31 | \$2,200 | 6 | T |
| M-6, 2.0L, 4cyl | 23 | 19/30 | \$2,300 | 6 | T |
| A-S6, 2.5L, 4cyl | 26 | 22/33 | \$2,000 | 7 | |
| A-S6, 3.6L, 6cyl | 22 | 18/28 | \$2,400 | 5 | |

ATS AWD

| | | | | | |
|------------------|----|-------|---------|---|---|
| A-S6, 2.0L, 4cyl | 23 | 20/29 | \$2,300 | 6 | T |
| A-S6, 3.6L, 6cyl | 21 | 18/26 | \$2,500 | 5 | |

CHEVROLET

Camaro

| | | | | | |
|------------------|----|-------|---------|---|---------|
| A-6, 3.6L, 6cyl | 22 | 19/30 | \$2,400 | 5 | |
| A-S6, 3.6L, 6cyl | 21 | 18/27 | \$2,500 | 5 | |
| M-6, 3.6L, 6cyl | 20 | 17/28 | \$2,600 | 5 | |
| A-S6, 6.2L, 8cyl | 18 | 15/24 | \$2,900 | 4 | |
| A-S6, 6.2L, 8cyl | 14 | 12/18 | \$4,000 | 2 | P S Tax |
| M-6, 6.2L, 8cyl | 19 | 16/24 | \$2,750 | 4 | |
| M-6, 6.2L, 8cyl | 16 | 14/19 | \$3,500 | 3 | P S Tax |
| M-6, 7.0L, 8cyl | 15 | 13/19 | \$3,750 | 2 | P Tax |

Sonic

| | | | | | |
|------------------|----|-------|---------|---|---|
| A-S6, 1.4L, 4cyl | 31 | 27/37 | \$1,700 | 8 | T |
| M-6, 1.4L, 4cyl | 33 | 29/40 | \$1,600 | 8 | T |
| A-S6, 1.8L, 4cyl | 28 | 25/35 | \$1,900 | 7 | |
| M-5, 1.8L, 4cyl | 30 | 26/35 | \$1,750 | 8 | |

Sonic RS

| | | | | | |
|------------------|----|-------|---------|---|---|
| A-S6, 1.4L, 4cyl | 28 | 25/33 | \$1,900 | 7 | T |
| M-6, 1.4L, 4cyl | 29 | 27/34 | \$1,800 | 8 | T |

Volt

| | | | | | |
|----------------|--|-------------|--|--|---------|
| AV, 1.4L, 4cyl | | See page 36 | | | PHEV SS |
|----------------|--|-------------|--|--|---------|

CHRYSLER

200 Convertible

| | | | | | |
|-----------------|----|-------|---------|---|-----|
| A-6, 2.4L, 4cyl | 22 | 18/29 | \$2,400 | 5 | |
| A-6, 3.6L, 6cyl | 22 | 19/29 | \$2,400 | 5 | Gas |
| | 16 | 14/21 | \$2,900 | 6 | E85 |

FORD

Fiesta ST FWD

| | | | | | |
|-----------------|----|-------|---------|---|---|
| M-6, 1.6L, 4cyl | 29 | 26/35 | \$1,800 | 7 | T |
|-----------------|----|-------|---------|---|---|

Focus Electric

| | | | | | |
|-------|-----|--------|-------|----|----|
| ▶ A-1 | 105 | 110/99 | \$600 | 10 | EV |
|-------|-----|--------|-------|----|----|

Focus FWD

| | | | | | |
|------------------|----|-------|---------|---|---|
| A-S6, 2.0L, 4cyl | 31 | 27/37 | \$1,700 | 8 | |
| AM-6, 2.0L, 4cyl | 31 | 27/37 | \$1,700 | 8 | |
| M-5, 2.0L, 4cyl | 30 | 26/36 | \$1,750 | 8 | |
| M-6, 2.0L, 4cyl | 26 | 23/32 | \$2,000 | 7 | T |

Focus FWD FFV

| | | | | | |
|------------------|----|-------|---------|---|-----|
| A-S6, 2.0L, 4cyl | 30 | 26/37 | \$1,750 | 8 | Gas |
| | 23 | 20/28 | \$2,000 | 8 | E85 |
| AM-6, 2.0L, 4cyl | 30 | 26/37 | \$1,750 | 8 | Gas |
| | 23 | 20/28 | \$2,000 | 8 | E85 |
| M-5, 2.0L, 4cyl | 30 | 26/36 | \$1,750 | 8 | Gas |
| | 22 | 19/26 | \$2,100 | 8 | E85 |

Focus SFE FWD FFV

| | | | | | |
|------------------|----|-------|---------|---|-----|
| AM-6, 2.0L, 4cyl | 33 | 28/40 | \$1,600 | 8 | Gas |
| | 23 | 20/28 | \$2,000 | 8 | E85 |

| Manufacturer Model Configuration (trans, eng size, cyl) | MPG | | Annual Fuel Cost | GHG Rating | Notes |
|---|------|----------|------------------|------------|----------|
| | Comb | City/Hwy | | | |
| HONDA | | | | | |
| Civic | | | | | |
| AV, 1.8L, 4cyl | 33 | 30/39 | \$1,600 | 8 | |
| AV-S7, 1.8L, 4cyl | 33 | 29/38 | \$1,600 | 8 | |
| M-5, 1.8L, 4cyl | 31 | 28/36 | \$1,700 | 8 | |
| M-6, 2.4L, 4cyl | 25 | 22/31 | \$2,250 | 6 | P |
| Civic HF | | | | | |
| AV, 1.8L, 4cyl | 35 | 31/41 | \$1,500 | 9 | |
| Civic Hybrid | | | | | |
| AV, 1.5L, 4cyl | 45 | 44/47 | \$1,150 | 10 | HEV SS |
| Civic Natural Gas | | | | | |
| A-5, 1.8L, 4cyl | 31 | 27/38 | \$950 | 9 | CNG |
| Insight | | | | | |
| AV, 1.3L, 4cyl | 42 | 41/44 | \$1,250 | 9 | HEV SS |
| AV-S7, 1.3L, 4cyl | 42 | 41/44 | \$1,250 | 9 | HEV SS |
| HYUNDAI | | | | | |
| Accent | | | | | |
| A-6, 1.6L, 4cyl | 31 | 27/37 | \$1,700 | 8 | |
| M-6, 1.6L, 4cyl | 31 | 27/38 | \$1,700 | 8 | |
| Veloster | | | | | |
| A-6, 1.6L, 4cyl | 27 | 24/31 | \$1,950 | 7 | T |
| AM-6, 1.6L, 4cyl | 31 | 28/36 | \$1,700 | 8 | |
| M-6, 1.6L, 4cyl | 30 | 26/35 | \$1,750 | 8 | |
| M-6, 1.6L, 4cyl | 28 | 24/33 | \$1,900 | 7 | T |
| INFINITI | | | | | |
| Q50 Hybrid | | | | | |
| A-S7, 3.5L, 6cyl | 31 | 29/36 | \$1,800 | 8 | P HEV SS |
| Q50 Hybrid AWD | | | | | |
| A-S7, 3.5L, 6cyl | 30 | 28/35 | \$1,900 | 8 | P HEV SS |
| Q50S Hybrid | | | | | |
| A-S7, 3.5L, 6cyl | 30 | 28/34 | \$1,900 | 8 | P HEV SS |
| Q50S Hybrid AWD | | | | | |
| A-S7, 3.5L, 6cyl | 28 | 27/31 | \$2,000 | 7 | P HEV SS |
| KIA | | | | | |
| Forte Koup | | | | | |
| A-6, 1.6L, 4cyl | 25 | 22/30 | \$2,100 | 6 | T |
| M-6, 1.6L, 4cyl | 25 | 22/29 | \$2,100 | 6 | T |
| A-6, 2.0L, 4cyl | 28 | 25/34 | \$1,900 | 7 | |
| M-6, 2.0L, 4cyl | 27 | 24/33 | \$1,950 | 7 | |
| Rio | | | | | |
| A-6, 1.6L, 4cyl | 31 | 27/37 | \$1,700 | 8 | |
| M-6, 1.6L, 4cyl | 31 | 27/37 | \$1,700 | 8 | |
| Rio Eco | | | | | |
| A-6, 1.6L, 4cyl | 31 | 28/37 | \$1,700 | 8 | SS |
| LEXUS | | | | | |
| CT 200h | | | | | |
| AV, 1.8L, 4cyl | 42 | 43/40 | \$1,250 | 9 | HEV SS |
| IS 250 | | | | | |
| A-S6, 2.5L, 6cyl | 24 | 21/30 | \$2,350 | 6 | P |
| IS 250 AWD | | | | | |
| A-S6, 2.5L, 6cyl | 23 | 20/27 | \$2,450 | 6 | P |
| IS 350 | | | | | |
| A-S8, 3.5L, 6cyl | 22 | 19/28 | \$2,550 | 5 | P |

| Manufacturer Model Configuration (trans, eng size, cyl) | MPG | | Annual Fuel Cost | GHG Rating | Notes |
|---|------|----------|------------------|------------|-----------|
| | Comb | City/Hwy | | | |
| IS 350 AWD | | | | | |
| A-S6, 3.5L, 6cyl | 21 | 19/26 | \$2,700 | 5 | P |
| MAZDA | | | | | |
| 2 | | | | | |
| A-4, 1.5L, 4cyl | 30 | 28/34 | \$1,750 | 8 | |
| M-5, 1.5L, 4cyl | 32 | 29/35 | \$1,650 | 8 | |
| 3 4-Door | | | | | |
| A-S6, 2.0L, 4cyl | 34 | 30/41 | \$1,550 | 8 | |
| M-6, 2.0L, 4cyl | 33 | 29/41 | \$1,600 | 8 | |
| A-S6, 2.5L, 4cyl | 32 | 28/39 | \$1,650 | 8 | i-ELOOP |
| A-S6, 2.5L, 4cyl | 32 | 28/39 | \$1,650 | 8 | |
| MERCEDES-BENZ | | | | | |
| C250 | | | | | |
| A-7, 1.8L, 4cyl | 25 | 22/31 | \$2,250 | 6 | P T |
| C300 4matic | | | | | |
| A-7, 3.5L, 6cyl | 22 | 19/28 | \$2,550 | 5 | P PZEV SS |
| A-7, 3.5L, 6cyl | 22 | 20/27 | \$2,550 | 5 | P SS |
| A-7, 3.5L, 6cyl | 22 | 19/26 | \$2,550 | 5 | Gas P SS |
| | 15 | 13/18 | \$3,100 | 6 | E85 |
| C350 | | | | | |
| A-7, 3.5L, 6cyl | 23 | 20/29 | \$2,450 | 6 | P SS |
| A-7, 3.5L, 6cyl | 23 | 20/29 | \$2,450 | 6 | Gas P SS |
| | 17 | 15/21 | \$2,750 | 6 | E85 |
| A-7, 3.5L, 6cyl | 24 | 20/29 | \$2,350 | 6 | P PZEV SS |
| C63 AMG | | | | | |
| A-7, 6.2L, 8cyl | 15 | 13/19 | \$3,750 | 2 | P Tax |
| CL550 4matic | | | | | |
| A-7, 4.7L, 8cyl | 18 | 15/24 | \$3,100 | 4 | P T |
| CL600 | | | | | |
| A-5, 5.5L, 12cyl | 14 | 12/18 | \$4,000 | 2 | P T Tax |
| CL63 AMG | | | | | |
| A-7, 5.5L, 8cyl | 18 | 15/22 | \$3,100 | 4 | P T SS |
| CL65 AMG | | | | | |
| A-5, 6.0L, 12cyl | 14 | 12/18 | \$4,000 | 2 | P T Tax |
| CLA250 | | | | | |
| AM-7, 2.0L, 4cyl | 30 | 26/38 | \$1,900 | 8 | P T SS |
| CLA250 4matic | | | | | |
| AM-7, 2.0L, 4cyl | 27 | 24/32 | \$2,100 | 7 | P T SS |
| CLA45 AMG 4matic | | | | | |
| AM-7, 2.0L, 4cyl | 26 | 23/31 | \$2,150 | 7 | P T SS |
| CLS550 | | | | | |
| A-7, 4.7L, 8cyl | 20 | 17/25 | \$2,800 | 5 | P T SS |
| CLS550 4matic | | | | | |
| A-7, 4.7L, 8cyl | 19 | 17/24 | \$2,950 | 4 | P T SS |
| CLS63 AMG | | | | | |
| A-7, 5.5L, 8cyl | 19 | 16/25 | \$2,950 | 4 | P T SS |
| CLS63 AMG 4matic | | | | | |
| A-7, 5.5L, 8cyl | 18 | 16/22 | \$3,100 | 4 | P T SS |
| CLS63 AMG S | | | | | |
| A-7, 5.5L, 8cyl | 19 | 16/25 | \$2,950 | 4 | P T SS |
| CLS63 AMG S 4matic | | | | | |
| A-7, 5.5L, 8cyl | 18 | 16/22 | \$3,100 | 4 | P T SS |

| Manufacturer Model Configuration (trans, eng size, cyl) | MPG | | Annual Fuel Cost | GHG Rating | Notes |
|---|------|----------|------------------|------------|-------|
| | Comb | City/Hwy | | | |

MINI

Cooper Countryman

| | | | | | |
|------------------|----|-------|---------|---|---|
| A-S6, 1.6L, 4cyl | 27 | 25/30 | \$2,100 | 7 | P |
| M-6, 1.6L, 4cyl | 31 | 28/35 | \$1,800 | 8 | P |

Cooper Paceman

| | | | | | |
|------------------|----|-------|---------|---|---|
| A-S6, 1.6L, 4cyl | 27 | 25/30 | \$2,100 | 7 | P |
| M-6, 1.6L, 4cyl | 31 | 28/35 | \$1,800 | 8 | P |

Cooper S Countryman

| | | | | | |
|------------------|----|-------|---------|---|----|
| A-S6, 1.6L, 4cyl | 28 | 25/32 | \$2,000 | 7 | PT |
| M-6, 1.6L, 4cyl | 29 | 26/32 | \$1,950 | 7 | PT |

Cooper S Countryman All4

| | | | | | |
|------------------|----|-------|---------|---|----|
| A-S6, 1.6L, 4cyl | 26 | 23/30 | \$2,150 | 7 | PT |
| M-6, 1.6L, 4cyl | 27 | 25/31 | \$2,100 | 7 | PT |

Cooper S Paceman

| | | | | | |
|------------------|----|-------|---------|---|----|
| A-S6, 1.6L, 4cyl | 28 | 25/32 | \$2,000 | 7 | PT |
| M-6, 1.6L, 4cyl | 29 | 26/32 | \$1,950 | 7 | PT |

Cooper S Paceman All4

| | | | | | |
|------------------|----|-------|---------|---|----|
| A-S6, 1.6L, 4cyl | 26 | 23/30 | \$2,150 | 7 | PT |
| M-6, 1.6L, 4cyl | 27 | 25/31 | \$2,100 | 7 | PT |

JCW Countryman All4

| | | | | | |
|------------------|----|-------|---------|---|----|
| A-S6, 1.6L, 4cyl | 26 | 23/30 | \$2,150 | 7 | PT |
| M-6, 1.6L, 4cyl | 27 | 25/31 | \$2,100 | 7 | PT |

JCW Paceman All4

| | | | | | |
|------------------|----|-------|---------|---|----|
| A-S6, 1.6L, 4cyl | 26 | 23/30 | \$2,150 | 7 | PT |
| M-6, 1.6L, 4cyl | 27 | 25/31 | \$2,100 | 7 | PT |

MITSUBISHI

Lancer

| | | | | | |
|-------------------|----|-------|---------|---|----|
| AM-6, 2.0L, 4cyl | 20 | 18/25 | \$2,800 | 5 | PT |
| AV-S6, 2.0L, 4cyl | 29 | 26/34 | \$1,800 | 7 | |
| M-5, 2.0L, 4cyl | 28 | 25/34 | \$1,900 | 7 | |
| AV-S6, 2.4L, 4cyl | 26 | 23/30 | \$2,000 | 7 | |
| M-5, 2.4L, 4cyl | 26 | 22/31 | \$2,000 | 7 | |

Lancer AWD

| | | | | | |
|-------------------|----|-------|---------|---|--|
| AV-S6, 2.4L, 4cyl | 25 | 22/29 | \$2,100 | 6 | |
|-------------------|----|-------|---------|---|--|

Lancer Evolution

| | | | | | |
|------------------|----|-------|---------|---|----|
| AM-6, 2.0L, 4cyl | 19 | 17/22 | \$2,950 | 4 | PT |
| M-5, 2.0L, 4cyl | 19 | 17/23 | \$2,950 | 4 | PT |

Mirage

| | | | | | |
|-----------------|----|-------|---------|---|--|
| AV, 1.2L, 3cyl | 40 | 37/44 | \$1,300 | 9 | |
| M-5, 1.2L, 3cyl | 37 | 34/42 | \$1,400 | 9 | |

NISSAN

Versa

| | | | | | |
|-----------------|----|-------|---------|---|--|
| A-4, 1.6L, 4cyl | 30 | 26/35 | \$1,750 | 8 | |
| AV, 1.6L, 4cyl | 35 | 31/40 | \$1,500 | 9 | |
| M-5, 1.6L, 4cyl | 30 | 27/36 | \$1,750 | 8 | |

ROLLS-ROYCE

Phantom Coupe

| | | | | | |
|-------------------|----|-------|---------|---|-------|
| A-S8, 6.7L, 12cyl | 14 | 11/19 | \$4,000 | 2 | P Tax |
|-------------------|----|-------|---------|---|-------|

Phantom Drophead Coupe

| | | | | | |
|-------------------|----|-------|---------|---|-------|
| A-S8, 6.7L, 12cyl | 14 | 11/19 | \$4,000 | 2 | P Tax |
|-------------------|----|-------|---------|---|-------|

SCION

tC

| | | | | | |
|------------------|----|-------|---------|---|--|
| A-S6, 2.5L, 4cyl | 26 | 23/31 | \$2,000 | 7 | |
| M-6, 2.5L, 4cyl | 26 | 23/31 | \$2,000 | 7 | |

| Manufacturer Model Configuration (trans, eng size, cyl) | MPG | | Annual Fuel Cost | GHG Rating | Notes |
|---|------|----------|------------------|------------|-------|
| | Comb | City/Hwy | | | |

SUBARU

Impreza AWD

| | | | | | |
|-----------------|----|-------|---------|---|----|
| AV, 2.0L, 4cyl | 30 | 27/36 | \$1,750 | 8 | |
| M-5, 2.0L, 4cyl | 28 | 25/34 | \$1,900 | 7 | |
| M-5, 2.5L, 4cyl | 21 | 19/25 | \$2,700 | 5 | PT |
| M-6, 2.5L, 4cyl | 19 | 17/23 | \$2,950 | 4 | PT |

TOYOTA

Prius c

| | | | | | |
|------------------|----|-------|---------|----|--------|
| ▶ AV, 1.5L, 4cyl | 50 | 53/46 | \$1,050 | 10 | HEV SS |
|------------------|----|-------|---------|----|--------|

Yaris

| | | | | | |
|-----------------|----|-------|---------|---|--|
| A-4, 1.5L, 4cyl | 32 | 30/36 | \$1,650 | 8 | |
| M-5, 1.5L, 4cyl | 33 | 30/37 | \$1,600 | 8 | |

VOLKSWAGEN

Beetle

| | | | | | |
|-------------------|----|-------|---------|---|----|
| A-S6, 1.8L, 4cyl | 28 | 25/33 | \$1,900 | 7 | T |
| M-5, 1.8L, 4cyl | 27 | 24/33 | \$1,950 | 7 | T |
| AM-S6, 2.0L, 4cyl | 32 | 28/40 | \$1,800 | 7 | DT |
| AM-S6, 2.0L, 4cyl | 26 | 24/30 | \$2,150 | 7 | PT |
| M-6, 2.0L, 4cyl | 30 | 27/39 | \$1,900 | 7 | DT |
| M-6, 2.0L, 4cyl | 26 | 23/31 | \$2,150 | 7 | PT |
| A-S6, 2.5L, 5cyl | 25 | 22/29 | \$2,100 | 6 | |
| M-5, 2.5L, 5cyl | 25 | 22/31 | \$2,100 | 6 | |

CC

| | | | | | |
|-------------------|----|-------|---------|---|----|
| AM-S6, 2.0L, 4cyl | 25 | 22/31 | \$2,250 | 6 | PT |
| M-6, 2.0L, 4cyl | 25 | 21/32 | \$2,250 | 6 | PT |

CC 4motion

| | | | | | |
|------------------|----|-------|---------|---|---|
| A-S6, 3.6L, 6cyl | 20 | 17/25 | \$2,800 | 5 | P |
|------------------|----|-------|---------|---|---|

Golf

| | | | | | |
|-------------------|----|-------|---------|---|----|
| AM-S6, 2.0L, 4cyl | 32 | 29/37 | \$1,800 | 7 | DT |
| M-6, 2.0L, 4cyl | 32 | 29/39 | \$1,800 | 7 | DT |
| A-S6, 2.5L, 5cyl | 26 | 23/30 | \$2,000 | 7 | |

GTI

| | | | | | |
|-------------------|----|-------|---------|---|----|
| AM-S6, 2.0L, 4cyl | 27 | 24/32 | \$2,100 | 7 | PT |
| M-6, 2.0L, 4cyl | 25 | 21/31 | \$2,250 | 6 | PT |

Jetta

| | | | | | |
|-------------------|----|-------|---------|---|----|
| A-S6, 1.8L, 4cyl | 29 | 25/36 | \$1,800 | 7 | T |
| M-5, 1.8L, 4cyl | 30 | 26/36 | \$1,750 | 8 | T |
| A-S6, 2.0L, 4cyl | 25 | 23/29 | \$2,100 | 6 | |
| AM-S6, 2.0L, 4cyl | 32 | 29/37 | \$1,800 | 7 | DT |
| AM-S6, 2.0L, 4cyl | 27 | 24/32 | \$2,100 | 7 | PT |
| M-5, 2.0L, 4cyl | 28 | 24/34 | \$1,900 | 7 | |
| M-6, 2.0L, 4cyl | 32 | 29/39 | \$1,800 | 7 | DT |
| M-6, 2.0L, 4cyl | 26 | 23/33 | \$2,150 | 7 | PT |

Jetta Hybrid

| | | | | | |
|-------------------|----|-------|---------|----|------------|
| AM-S7, 1.4L, 4cyl | 45 | 42/48 | \$1,250 | 10 | P T HEV SS |
|-------------------|----|-------|---------|----|------------|

VOLVO

S60 AWD

| | | | | | |
|------------------|----|-------|---------|---|---|
| A-S6, 2.5L, 5cyl | 23 | 20/29 | \$2,300 | 6 | T |
| A-S6, 3.0L, 6cyl | 21 | 18/25 | \$2,500 | 5 | T |

S60 FWD

| | | | | | |
|------------------|----|-------|---------|---|---|
| A-S6, 2.5L, 5cyl | 24 | 21/30 | \$2,200 | 6 | T |
|------------------|----|-------|---------|---|---|

MIDSIZE CARS

ACURA

RLX

| | | | | | |
|------------------|----|-------|---------|---|---|
| A-S6, 3.5L, 6cyl | 24 | 20/31 | \$2,350 | 6 | P |
|------------------|----|-------|---------|---|---|

RLX Hybrid

| | | | | | |
|------------------|----|-------|---------|---|----------|
| A-S7, 3.5L, 6cyl | 30 | 28/32 | \$1,900 | 8 | P HEV SS |
|------------------|----|-------|---------|---|----------|

| Manufacturer Model Configuration (trans, eng size, cyl) | MPG | | Annual Fuel Cost | GHG Rating | Notes |
|---|------|----------|------------------|------------|-------------|
| | Comb | City/Hwy | | | |
| TL 2WD | | | | | |
| A-S6, 3.5L, 6cyl | 23 | 20/29 | \$2,450 | 6 | P |
| TL 4WD | | | | | |
| A-S6, 3.7L, 6cyl | 21 | 18/26 | \$2,700 | 5 | P |
| M-6, 3.7L, 6cyl | 20 | 17/25 | \$2,800 | 5 | P |
| AUDI | | | | | |
| A6 | | | | | |
| AV-S8, 2.0L, 4cyl | 28 | 25/33 | \$2,000 | 7 | P T |
| A6 quattro | | | | | |
| A-S8, 2.0L, 4cyl | 23 | 20/29 | \$2,450 | 6 | P T |
| A-S8, 3.0L, 6cyl | 29 | 24/38 | \$2,000 | 7 | D T SS |
| A-S8, 3.0L, 6cyl | 22 | 18/27 | \$2,550 | 5 | P S |
| A7 quattro | | | | | |
| A-S8, 3.0L, 6cyl | 29 | 24/38 | \$2,000 | 7 | D T SS |
| A-S8, 3.0L, 6cyl | 21 | 18/28 | \$2,700 | 5 | P S SS |
| A8 | | | | | |
| A-S8, 3.0L, 6cyl | 21 | 18/28 | \$2,700 | 5 | P S SS |
| A-S8, 4.0L, 8cyl | 21 | 17/28 | \$2,700 | 5 | P T SS |
| RS 7 | | | | | |
| A-S8, 4.0L, 8cyl | 19 | 15/27 | \$2,950 | 4 | P T |
| S6 | | | | | |
| AM-S7, 4.0L, 8cyl | 20 | 17/27 | \$2,800 | 5 | P T |
| S7 | | | | | |
| AM-S7, 4.0L, 8cyl | 20 | 17/27 | \$2,800 | 5 | P T |
| S8 | | | | | |
| A-S8, 4.0L, 8cyl | 18 | 15/26 | \$3,100 | 4 | P T |
| BENTLEY | | | | | |
| Flying Spur | | | | | |
| A-S8, 6.0L, 12cyl | 14 | 12/20 | \$4,000 | 2 | Gas P T Tax |
| | 10 | 8/14 | \$4,650 | 2 | E85 |
| Mulsanne | | | | | |
| A-S8, 6.8L, 8cyl | 13 | 11/18 | \$4,350 | 1 | P T Tax |
| BMW | | | | | |
| 528i | | | | | |
| A-S8, 2.0L, 4cyl | 27 | 23/34 | \$2,100 | 7 | P T SS |
| 528i xDrive | | | | | |
| A-S8, 2.0L, 4cyl | 26 | 22/33 | \$2,150 | 7 | P T SS |
| 535d | | | | | |
| A-S8, 3.0L, 6cyl | 30 | 26/38 | \$1,900 | 7 | D T |
| 535d xDrive | | | | | |
| A-S8, 3.0L, 6cyl | 30 | 26/37 | \$1,900 | 7 | D T |
| 535i | | | | | |
| A-S8, 3.0L, 6cyl | 24 | 20/30 | \$2,350 | 6 | P T SS |
| M-6, 3.0L, 6cyl | 23 | 20/30 | \$2,450 | 6 | P T SS |
| 535i xDrive | | | | | |
| A-S8, 3.0L, 6cyl | 23 | 20/29 | \$2,450 | 6 | P T SS |
| 550i | | | | | |
| A-S8, 4.4L, 8cyl | 20 | 17/25 | \$2,800 | 5 | P T SS |
| 550i xDrive | | | | | |
| A-S8, 4.4L, 8cyl | 19 | 16/24 | \$2,950 | 4 | P T |
| ActiveHybrid 5 | | | | | |
| A-S8, 3.0L, 6cyl | 26 | 23/30 | \$2,150 | 7 | P T HEV SS |

| Manufacturer Model Configuration (trans, eng size, cyl) | MPG | | Annual Fuel Cost | GHG Rating | Notes |
|---|------|----------|------------------|------------|------------|
| | Comb | City/Hwy | | | |
| M5 | | | | | |
| AM-S7, 4.4L, 8cyl | 16 | 14/20 | \$3,500 | 3 | P T Tax SS |
| M-6, 4.4L, 8cyl | 17 | 15/22 | \$3,300 | 3 | P T Tax SS |
| BUICK | | | | | |
| LaCrosse | | | | | |
| A-S6, 3.6L, 6cyl | 21 | 18/28 | \$2,500 | 5 | |
| A-S6, 3.6L, 6cyl | 21 | 18/28 | \$2,500 | 5 | Gas |
| | 16 | 14/20 | \$2,900 | 6 | E85 |
| LaCrosse AWD | | | | | |
| A-S6, 3.6L, 6cyl | 20 | 17/26 | \$2,600 | 5 | Gas |
| | 14 | 12/18 | \$3,300 | 5 | E85 |
| LaCrosse eAssist | | | | | |
| A-S6, 2.4L, 4cyl | 29 | 25/36 | \$1,800 | 7 | HEV SS |
| Regal | | | | | |
| A-S6, 2.0L, 4cyl | 24 | 21/30 | \$2,200 | 6 | T |
| M-6, 2.0L, 4cyl | 24 | 20/31 | \$2,200 | 6 | T |
| A-S6, 2.4L, 4cyl | 23 | 19/31 | \$2,300 | 6 | |
| Regal AWD | | | | | |
| A-S6, 2.0L, 4cyl | 22 | 19/27 | \$2,400 | 5 | T |
| Regal eAssist | | | | | |
| A-S6, 2.4L, 4cyl | 29 | 25/36 | \$1,800 | 7 | HEV SS |
| CADILLAC | | | | | |
| CTS | | | | | |
| A-S6, 3.6L, 6cyl | 21 | 18/27 | \$2,500 | 5 | |
| A-S6, 6.2L, 8cyl | 14 | 12/18 | \$4,000 | 2 | P S Tax |
| M-6, 6.2L, 8cyl | 16 | 14/19 | \$3,500 | 3 | P S Tax |
| CTS AWD | | | | | |
| A-S6, 3.6L, 6cyl | 21 | 18/26 | \$2,500 | 5 | |
| CTS Sedan | | | | | |
| A-S6, 2.0L, 4cyl | 23 | 20/30 | \$2,300 | 6 | T |
| A-S8, 3.6L, 6cyl | 22 | 18/29 | \$2,400 | 5 | |
| A-S8, 3.6L, 6cyl | 18 | 16/24 | \$3,100 | 4 | P T |
| CTS Sedan AWD | | | | | |
| A-S6, 2.0L, 4cyl | 22 | 19/28 | \$2,400 | 5 | T |
| A-S6, 3.6L, 6cyl | 21 | 18/26 | \$2,500 | 5 | |
| CTS V | | | | | |
| A-S6, 6.2L, 8cyl | 14 | 12/18 | \$4,000 | 2 | P S Tax |
| M-6, 6.2L, 8cyl | 16 | 14/19 | \$3,500 | 3 | P S Tax |
| CHEVROLET | | | | | |
| Cruze | | | | | |
| A-S6, 1.4L, 4cyl | 30 | 26/38 | \$1,750 | 8 | T |
| M-6, 1.4L, 4cyl | 30 | 26/38 | \$1,750 | 8 | T |
| A-S6, 1.8L, 4cyl | 27 | 22/35 | \$1,950 | 7 | |
| M-6, 1.8L, 4cyl | 29 | 25/36 | \$1,800 | 7 | |
| A-S6, 2.0L, 4cyl | 33 | 27/46 | \$1,750 | 7 | D T |
| Cruze Eco | | | | | |
| A-6, 1.4L, 4cyl | 31 | 26/39 | \$1,700 | 8 | T |
| M-6, 1.4L, 4cyl | 33 | 28/42 | \$1,600 | 8 | T |
| Malibu | | | | | |
| A-S6, 2.0L, 4cyl | 24 | 21/30 | \$2,200 | 6 | T |
| A-S6, 2.5L, 4cyl | 29 | 25/36 | \$1,800 | 7 | SS |
| Malibu eAssist | | | | | |
| A-S6, 2.4L, 4cyl | 29 | 25/36 | \$1,800 | 7 | HEV SS |

| Manufacturer Model Configuration (trans, eng size, cyl) | MPG | | Annual Fuel Cost | GHG Rating | Notes |
|---|------|----------|------------------|------------|-------|
| | Comb | City/Hwy | | | |

Sonic 5

| | | | | | |
|------------------|----|-------|---------|---|---|
| A-S6, 1.4L, 4cyl | 31 | 27/37 | \$1,700 | 8 | T |
| M-6, 1.4L, 4cyl | 33 | 29/40 | \$1,600 | 8 | T |
| A-S6, 1.8L, 4cyl | 28 | 25/35 | \$1,900 | 7 | |
| M-5, 1.8L, 4cyl | 30 | 26/35 | \$1,750 | 8 | |

Sonic 5 RS

| | | | | | |
|------------------|----|-------|---------|---|---|
| A-S6, 1.4L, 4cyl | 28 | 25/33 | \$1,900 | 7 | T |
| M-6, 1.4L, 4cyl | 29 | 27/34 | \$1,800 | 8 | T |

CHRYSLER

200

| | | | | | |
|-----------------|----|-------|---------|---|-----|
| A-4, 2.4L, 4cyl | 24 | 21/30 | \$2,200 | 6 | |
| A-6, 2.4L, 4cyl | 24 | 20/31 | \$2,200 | 6 | |
| A-6, 3.6L, 6cyl | 22 | 19/29 | \$2,400 | 5 | Gas |
| | 16 | 14/21 | \$2,900 | 6 | E85 |

DODGE

Avenger

| | | | | | |
|-----------------|----|-------|---------|---|-----|
| A-4, 2.4L, 4cyl | 24 | 21/30 | \$2,200 | 6 | |
| A-6, 2.4L, 4cyl | 24 | 20/31 | \$2,200 | 6 | |
| A-6, 3.6L, 6cyl | 22 | 19/29 | \$2,400 | 5 | Gas |
| | 16 | 14/21 | \$2,900 | 6 | E85 |

Challenger

| | | | | | |
|-----------------|----|-------|---------|---|-----|
| A-5, 3.6L, 6cyl | 21 | 18/27 | \$2,550 | 5 | Mid |
| A-5, 5.7L, 8cyl | 18 | 15/25 | \$3,000 | 4 | Mid |
| M-6, 5.7L, 8cyl | 18 | 15/23 | \$3,100 | 4 | P |

Challenger SRT8

| | | | | | |
|-----------------|----|-------|---------|---|-------|
| A-5, 6.4L, 8cyl | 17 | 14/23 | \$3,300 | 3 | P Tax |
| M-6, 6.4L, 8cyl | 17 | 14/23 | \$3,300 | 3 | P Tax |

Dart

| | | | | | |
|------------------|----|-------|---------|---|-----|
| AM-6, 1.4L, 4cyl | 31 | 27/37 | \$1,800 | 8 | P T |
| A-6, 2.0L, 4cyl | 27 | 24/34 | \$1,950 | 7 | Gas |
| | 19 | 17/24 | \$2,450 | 7 | E85 |
| M-6, 2.0L, 4cyl | 29 | 25/36 | \$1,800 | 7 | |
| A-6, 2.4L, 4cyl | 27 | 23/35 | \$1,950 | 7 | |
| M-6, 2.4L, 4cyl | 27 | 22/35 | \$1,950 | 7 | |

Dart Aero

| | | | | | |
|------------------|----|-------|---------|---|-----|
| AM-6, 1.4L, 4cyl | 32 | 28/40 | \$1,750 | 8 | P T |
| M-6, 1.4L, 4cyl | 32 | 28/41 | \$1,750 | 8 | P T |

Dart GT

| | | | | | |
|-----------------|----|-------|---------|---|--|
| A-6, 2.4L, 4cyl | 26 | 22/31 | \$2,000 | 7 | |
| M-6, 2.4L, 4cyl | 27 | 23/33 | \$1,950 | 7 | |

FERRARI

FF

| | | | | | |
|-------------------|----|-------|---------|---|----------------|
| AM-7, 6.3L, 12cyl | 13 | 11/17 | \$4,350 | 1 | P Tax PT4WD SS |
| AM-7, 6.3L, 12cyl | 13 | 11/16 | \$4,350 | 1 | P Tax PT4WD |

FORD

C-MAX Energi Plug-in Hybrid

| | | | | | |
|----------------|-------------|--|--|--|---------|
| AV, 2.0L, 4cyl | See page 36 | | | | PHEV SS |
|----------------|-------------|--|--|--|---------|

Fusion AWD

| | | | | | |
|------------------|----|-------|---------|---|---|
| A-S6, 2.0L, 4cyl | 25 | 22/31 | \$2,100 | 6 | T |
|------------------|----|-------|---------|---|---|

Fusion Energi Plug-in Hybrid

| | | | | | |
|----------------|-------------|--|--|--|---------|
| AV, 2.0L, 4cyl | See page 36 | | | | PHEV SS |
|----------------|-------------|--|--|--|---------|

| Manufacturer Model Configuration (trans, eng size, cyl) | MPG | | Annual Fuel Cost | GHG Rating | Notes |
|---|------|----------|------------------|------------|-------|
| | Comb | City/Hwy | | | |

Fusion FWD

| | | | | | |
|------------------|----|-------|---------|---|------|
| A-S6, 1.5L, 4cyl | 29 | 25/37 | \$1,800 | 7 | T SS |
| A-S6, 1.5L, 4cyl | 28 | 23/36 | \$1,900 | 7 | T |
| M-6, 1.6L, 4cyl | 29 | 25/37 | \$1,800 | 7 | T |
| A-S6, 2.0L, 4cyl | 26 | 22/33 | \$2,000 | 7 | T |
| A-S6, 2.5L, 4cyl | 26 | 22/34 | \$2,000 | 7 | |

Fusion Hybrid FWD

| | | | | | |
|----------------|----|-------|---------|---|--------|
| AV, 2.0L, 4cyl | 42 | 44/41 | \$1,250 | 9 | HEV SS |
|----------------|----|-------|---------|---|--------|

HONDA

Accord

| | | | | | |
|-------------------|----|-------|---------|---|--|
| AV, 2.4L, 4cyl | 30 | 27/36 | \$1,750 | 8 | |
| AV-S7, 2.4L, 4cyl | 29 | 26/34 | \$1,800 | 7 | |
| M-6, 2.4L, 4cyl | 28 | 24/34 | \$1,900 | 7 | |
| A-6, 3.5L, 6cyl | 26 | 21/34 | \$2,000 | 7 | |
| A-S6, 3.5L, 6cyl | 25 | 21/32 | \$2,100 | 6 | |
| M-6, 3.5L, 6cyl | 22 | 18/28 | \$2,400 | 5 | |

Accord Hybrid

| | | | | | |
|----------------|----|-------|---------|----|--------|
| AV, 2.0L, 4cyl | 47 | 50/45 | \$1,100 | 10 | HEV SS |
|----------------|----|-------|---------|----|--------|

Accord Plug-in Hybrid

| | | | | | |
|----------------|-------------|--|--|--|---------|
| AV, 2.0L, 4cyl | See page 36 | | | | PHEV SS |
|----------------|-------------|--|--|--|---------|

HYUNDAI

Elantra

| | | | | | |
|-----------------|----|-------|---------|---|--|
| A-6, 1.8L, 4cyl | 32 | 28/38 | \$1,650 | 8 | |
| M-6, 1.8L, 4cyl | 31 | 27/37 | \$1,700 | 8 | |
| A-6, 2.0L, 4cyl | 28 | 24/35 | \$1,900 | 7 | |
| M-6, 2.0L, 4cyl | 28 | 24/34 | \$1,900 | 7 | |

Elantra Coupe

| | | | | | |
|-----------------|----|-------|---------|---|--|
| A-6, 2.0L, 4cyl | 28 | 24/34 | \$1,900 | 7 | |
|-----------------|----|-------|---------|---|--|

Elantra GT

| | | | | | |
|-----------------|----|-------|---------|---|--|
| A-6, 2.0L, 4cyl | 27 | 24/33 | \$1,950 | 7 | |
| M-6, 2.0L, 4cyl | 28 | 24/34 | \$1,900 | 7 | |

Elantra Limited

| | | | | | |
|-----------------|----|-------|---------|---|--|
| A-6, 1.8L, 4cyl | 31 | 27/37 | \$1,700 | 8 | |
|-----------------|----|-------|---------|---|--|

Sonata Hybrid

| | | | | | |
|------------------|----|-------|---------|---|--------|
| AM-6, 2.4L, 4cyl | 38 | 36/40 | \$1,400 | 9 | HEV SS |
|------------------|----|-------|---------|---|--------|

Sonata Hybrid Limited

| | | | | | |
|------------------|----|-------|---------|---|--------|
| AM-6, 2.4L, 4cyl | 37 | 36/40 | \$1,400 | 9 | HEV SS |
|------------------|----|-------|---------|---|--------|

INFINITI

Q50

| | | | | | |
|------------------|----|-------|---------|---|---|
| A-S7, 3.7L, 6cyl | 23 | 20/29 | \$2,450 | 6 | P |
|------------------|----|-------|---------|---|---|

Q50 AWD

| | | | | | |
|------------------|----|-------|---------|---|---|
| A-S7, 3.7L, 6cyl | 22 | 19/27 | \$2,550 | 5 | P |
|------------------|----|-------|---------|---|---|

Q50a

| | | | | | |
|------------------|----|-------|---------|---|---|
| A-S7, 3.7L, 6cyl | 23 | 20/30 | \$2,450 | 6 | P |
|------------------|----|-------|---------|---|---|

Q50a AWD

| | | | | | |
|------------------|----|-------|---------|---|---|
| A-S7, 3.7L, 6cyl | 22 | 19/27 | \$2,550 | 5 | P |
|------------------|----|-------|---------|---|---|

Q70

| | | | | | |
|------------------|----|-------|---------|---|---|
| A-S7, 3.7L, 6cyl | 21 | 18/26 | \$2,700 | 5 | P |
| A-S7, 5.6L, 8cyl | 19 | 16/24 | \$2,950 | 4 | P |

Q70 AWD

| | | | | | |
|------------------|----|-------|---------|---|---|
| A-S7, 3.7L, 6cyl | 20 | 17/24 | \$2,800 | 5 | P |
| A-S7, 5.6L, 8cyl | 18 | 16/23 | \$3,100 | 4 | P |

Q70 Hybrid

| | | | | | |
|------------------|----|-------|---------|---|----------|
| A-S7, 3.5L, 6cyl | 31 | 29/34 | \$1,800 | 8 | P HEV SS |
|------------------|----|-------|---------|---|----------|

| Manufacturer Model Configuration (trans, eng size, cyl) | MPG | | Annual Fuel Cost | GHG Rating | Notes |
|---|------|----------|------------------|------------|------------|
| | Comb | City/Hwy | | | |
| JAGUAR | | | | | |
| XF | | | | | |
| A-S8, 2.0L, 4cyl | 23 | 19/30 | \$2,450 | 6 | P T |
| A-S8, 5.0L, 8cyl | 18 | 15/23 | \$3,100 | 4 | P S SS |
| XF AWD | | | | | |
| A-S8, 3.0L, 6cyl | 19 | 16/26 | \$2,950 | 4 | P S SS |
| XF FFV | | | | | |
| A-S8, 3.0L, 6cyl | 21 | 17/28 | \$2,700 | 5 | Gas P S SS |
| | 15 | 13/19 | \$3,100 | 5 | E85 |
| A-S8, 5.0L, 8cyl | 18 | 15/23 | \$3,100 | 4 | Gas P S SS |
| | 13 | 11/17 | \$3,600 | 4 | E85 |
| KIA | | | | | |
| Forte | | | | | |
| A-6, 1.8L, 4cyl | 29 | 25/36 | \$1,800 | 7 | |
| M-6, 1.8L, 4cyl | 29 | 25/37 | \$1,800 | 7 | |
| A-6, 2.0L, 4cyl | 28 | 24/36 | \$1,900 | 7 | |
| M-6, 2.0L, 4cyl | 28 | 24/35 | \$1,900 | 7 | |
| Forte Eco | | | | | |
| A-6, 1.8L, 4cyl | 29 | 26/35 | \$1,800 | 7 | |
| Optima | | | | | |
| A-6, 2.0L, 4cyl | 24 | 20/31 | \$2,200 | 6 | T |
| A-6, 2.4L, 4cyl | 27 | 23/34 | \$1,950 | 7 | |
| Optima Hybrid | | | | | |
| AM-6, 2.4L, 4cyl | 38 | 36/40 | \$1,400 | 9 | HEV SS |
| Optima Hybrid EX | | | | | |
| AM-6, 2.4L, 4cyl | 37 | 35/39 | \$1,400 | 9 | HEV SS |
| LEXUS | | | | | |
| ES 300h | | | | | |
| AV-S6, 2.5L, 4cyl | 40 | 40/39 | \$1,300 | 9 | HEV SS |
| ES 350 | | | | | |
| A-S6, 3.5L, 6cyl | 24 | 21/31 | \$2,200 | 6 | |
| GS 350 | | | | | |
| A-S8, 3.5L, 6cyl | 23 | 19/29 | \$2,450 | 6 | P |
| GS 350 AWD | | | | | |
| A-S6, 3.5L, 6cyl | 21 | 19/26 | \$2,700 | 5 | P |
| GS 450h | | | | | |
| AV-S8, 3.5L, 6cyl | 31 | 29/34 | \$1,800 | 8 | P HEV SS |
| LS 460 | | | | | |
| A-S8, 4.6L, 8cyl | 19 | 16/24 | \$2,950 | 4 | P |
| LS 460 AWD | | | | | |
| A-S8, 4.6L, 8cyl | 18 | 16/23 | \$3,100 | 4 | P |
| LS 460 L | | | | | |
| A-S8, 4.6L, 8cyl | 19 | 16/24 | \$2,950 | 4 | P |
| LS 460 L AWD | | | | | |
| A-S8, 4.6L, 8cyl | 18 | 16/23 | \$3,100 | 4 | P |
| LS 600h L | | | | | |
| AV-S8, 5.0L, 8cyl | 20 | 19/23 | \$2,800 | 5 | P HEV SS |
| LINCOLN | | | | | |
| MKZ AWD | | | | | |
| A-S6, 2.0L, 4cyl | 25 | 22/31 | \$2,100 | 6 | T |
| A-S6, 3.7L, 6cyl | 21 | 18/26 | \$2,500 | 5 | |

| Manufacturer Model Configuration (trans, eng size, cyl) | MPG | | Annual Fuel Cost | GHG Rating | Notes |
|---|-----------------------------|----------|------------------|------------|-----------|
| | Comb | City/Hwy | | | |
| MKZ FWD | | | | | |
| A-S6, 2.0L, 4cyl | 26 | 22/33 | \$2,000 | 7 | T |
| A-S6, 3.7L, 6cyl | 22 | 19/28 | \$2,400 | 5 | |
| MKZ Hybrid FWD | | | | | |
| AV, 2.0L, 4cyl | 38 | 38/37 | \$1,400 | 9 | HEV SS |
| MASERATI | | | | | |
| Ghibli V6 | | | | | |
| A-8, 3.0L, 6cyl | 19 | 15/25 | \$2,950 | 4 | P T |
| Ghibli V6 AWD | | | | | |
| A-8, 3.0L, 6cyl | 18 | 15/25 | \$3,100 | 4 | P T |
| MAZDA | | | | | |
| 3 5-Door | | | | | |
| A-S6, 2.0L, 4cyl | 33 | 30/40 | \$1,600 | 8 | |
| M-6, 2.0L, 4cyl | 33 | 29/40 | \$1,600 | 8 | |
| A-S6, 2.5L, 4cyl | 32 | 28/38 | \$1,650 | 8 | i-ELOOP |
| A-S6, 2.5L, 4cyl | 31 | 27/37 | \$1,700 | 8 | |
| 6 | | | | | |
| A-S6, 2.5L, 4cyl | 32 | 28/40 | \$1,650 | 8 | i-ELOOP |
| A-S6, 2.5L, 4cyl | 30 | 26/38 | \$1,750 | 8 | |
| M-6, 2.5L, 4cyl | 29 | 25/37 | \$1,800 | 7 | |
| MERCEDES-BENZ | | | | | |
| B-Class Electric Drive | | | | | |
| A-1 | 84 | 85/83 | \$700 | 10 | EV |
| E250 Bluetec | | | | | |
| A-7, 2.1L, 4cyl | Not available. See page 31. | | | | D T SS |
| E250 Bluetec 4matic | | | | | |
| A-7, 2.1L, 4cyl | Not available. See page 31. | | | | D T SS |
| E350 | | | | | |
| A-7, 3.5L, 6cyl | 24 | 20/30 | \$2,350 | 6 | P PZEV SS |
| A-7, 3.5L, 6cyl | 23 | 20/29 | \$2,450 | 6 | P SS |
| A-7, 3.5L, 6cyl | 23 | 20/29 | \$2,450 | 6 | Gas P SS |
| | 18 | 15/22 | \$2,600 | 6 | E85 |
| E350 4matic | | | | | |
| A-7, 3.5L, 6cyl | 23 | 20/28 | \$2,450 | 6 | P SS |
| A-7, 3.5L, 6cyl | 23 | 20/28 | \$2,450 | 6 | Gas P SS |
| | 18 | 16/21 | \$2,600 | 6 | E85 |
| A-7, 3.5L, 6cyl | 22 | 20/27 | \$2,550 | 5 | P PZEV SS |
| E400 Hybrid | | | | | |
| A-7, 3.5L, 6cyl | 26 | 24/30 | \$2,150 | 7 | P HEV SS |
| E550 4matic | | | | | |
| A-7, 4.7L, 8cyl | 21 | 18/24 | \$2,700 | 5 | P T SS |
| E63 AMG | | | | | |
| A-7, 5.5L, 8cyl | 19 | 16/24 | \$2,950 | 4 | P T |
| E63 AMG 4matic | | | | | |
| A-7, 5.5L, 8cyl | 19 | 16/23 | \$2,950 | 4 | P T SS |
| E63 AMG S | | | | | |
| A-7, 5.5L, 8cyl | 19 | 16/24 | \$2,950 | 4 | P T |
| E63 AMG S 4matic | | | | | |
| A-7, 5.5L, 8cyl | 18 | 15/22 | \$3,100 | 4 | P T SS |
| NISSAN | | | | | |
| Altima | | | | | |
| AV, 2.5L, 4cyl | 31 | 27/38 | \$1,700 | 8 | |
| AV-S7, 3.5L, 6cyl | 25 | 22/31 | \$2,100 | 6 | |

| Manufacturer Model Configuration (trans, eng size, cyl) | MPG | | Annual Fuel Cost | GHG Rating | Notes |
|---|-----------------------------|----------|------------------|------------|---------|
| | Comb | City/Hwy | | | |
| Leaf | | | | | |
| ▶ A-1 | 114 | 126/101 | \$550 | 10 | EV |
| Maxima | | | | | |
| AV-S6, 3.5L, 6cyl | 22 | 19/26 | \$2,550 | 5 | P |
| Sentra | | | | | |
| AV, 1.8L, 4cyl | 33 | 30/39 | \$1,600 | 8 | |
| AV, 1.8L, 4cyl | 34 | 30/39 | \$1,550 | 8 | |
| M-6, 1.8L, 4cyl | 30 | 27/36 | \$1,750 | 8 | |
| Sentra FE | | | | | |
| AV, 1.8L, 4cyl | 34 | 30/40 | \$1,550 | 8 | |
| ROLLS-ROYCE | | | | | |
| Wraith | | | | | |
| A-S8, 6.6L, 12cyl | 15 | 13/21 | \$3,750 | 2 | P T Tax |
| SUBARU | | | | | |
| Legacy AWD | | | | | |
| AV, 2.5L, 4cyl | 27 | 24/32 | \$1,950 | 7 | |
| M-6, 2.5L, 4cyl | 24 | 21/29 | \$2,200 | 6 | |
| A-S5, 3.6L, 6cyl | 20 | 18/25 | \$2,600 | 5 | |
| TOYOTA | | | | | |
| Avalon | | | | | |
| A-S6, 3.5L, 6cyl | 24 | 21/31 | \$2,200 | 6 | 3 Mode |
| A-S6, 3.5L, 6cyl | 25 | 21/31 | \$2,100 | 6 | |
| Avalon Hybrid | | | | | |
| AV-S6, 2.5L, 4cyl | 40 | 40/39 | \$1,300 | 9 | HEV SS |
| Camry | | | | | |
| A-S6, 2.5L, 4cyl | 28 | 25/35 | \$1,900 | 7 | |
| A-S6, 3.5L, 6cyl | 25 | 21/31 | \$2,100 | 6 | |
| Camry Hybrid LE | | | | | |
| AV, 2.5L, 4cyl | 41 | 43/39 | \$1,300 | 9 | HEV SS |
| Camry Hybrid XLE/SE | | | | | |
| AV, 2.5L, 4cyl | 40 | 40/38 | \$1,300 | 9 | HEV SS |
| Corolla | | | | | |
| A-4, 1.8L, 4cyl | 31 | 27/36 | \$1,700 | 8 | |
| AV, 1.8L, 4cyl | 32 | 29/38 | \$1,650 | 8 | |
| AV-S7, 1.8L, 4cyl | 32 | 29/37 | \$1,650 | 8 | |
| M-6, 1.8L, 4cyl | 31 | 28/37 | \$1,700 | 8 | |
| Corolla LE Eco | | | | | |
| AV, 1.8L, 4cyl | 35 | 30/42 | \$1,500 | 9 | |
| AV, 1.8L, 4cyl | 34 | 30/40 | \$1,550 | 8 | 2 mode |
| Prius | | | | | |
| ▶ AV, 1.8L, 4cyl | 50 | 51/48 | \$1,050 | 10 | HEV SS |
| Prius Plug-in Hybrid | | | | | |
| AV, 1.8L, 4cyl | See page 36 | | | | PHEV SS |
| VOLKSWAGEN | | | | | |
| Passat | | | | | |
| A-S6, 1.8L, 4cyl | 28 | 24/34 | \$1,900 | 7 | T |
| M-5, 1.8L, 4cyl | 28 | 24/35 | \$1,900 | 7 | T |
| AM-S6, 2.0L, 4cyl | 34 | 30/40 | \$1,700 | 8 | D T |
| M-6, 2.0L, 4cyl | Not available. See page 31. | | | | D T |
| A-S6, 2.5L, 5cyl | 25 | 22/31 | \$2,100 | 6 | |
| M-5, 2.5L, 5cyl | 26 | 22/32 | \$2,000 | 7 | |
| AM-S6, 3.6L, 6cyl | 23 | 20/28 | \$2,450 | 6 | P |
| VOLVO | | | | | |
| S80 AWD | | | | | |
| A-S6, 3.0L, 6cyl | 21 | 18/25 | \$2,500 | 5 | T |

| Manufacturer Model Configuration (trans, eng size, cyl) | MPG | | Annual Fuel Cost | GHG Rating | Notes |
|---|------|----------|------------------|------------|------------|
| | Comb | City/Hwy | | | |
| S80 FWD | | | | | |
| A-S6, 3.2L, 6cyl | 23 | 20/29 | \$2,300 | 6 | |
| LARGE CARS | | | | | |
| AUDI | | | | | |
| A8 L | | | | | |
| A-S8, 3.0L, 6cyl | 28 | 24/36 | \$2,050 | 6 | D T SS |
| A-S8, 3.0L, 6cyl | 21 | 18/28 | \$2,700 | 5 | P S SS |
| A-S8, 4.0L, 8cyl | 19 | 16/26 | \$2,950 | 4 | P T SS |
| A-S8, 6.3L, 12cyl | 15 | 13/20 | \$3,750 | 2 | P Tax |
| BMW | | | | | |
| 328i xDrive Gran Turismo | | | | | |
| A-S8, 2.0L, 4cyl | 26 | 22/33 | \$2,150 | 7 | P T SS |
| 335i xDrive Gran Turismo | | | | | |
| A-S8, 3.0L, 6cyl | 24 | 20/30 | \$2,350 | 6 | P T SS |
| 535i Gran Turismo | | | | | |
| A-S8, 3.0L, 6cyl | 22 | 19/28 | \$2,550 | 5 | P T SS |
| 535i xDrive Gran Turismo | | | | | |
| A-S8, 3.0L, 6cyl | 21 | 18/26 | \$2,700 | 5 | P T SS |
| 550i Gran Turismo | | | | | |
| A-S8, 4.4L, 8cyl | 19 | 16/25 | \$2,950 | 4 | P T SS |
| 550i xDrive Gran Turismo | | | | | |
| A-S8, 4.4L, 8cyl | 19 | 16/24 | \$2,950 | 4 | P T SS |
| 740i | | | | | |
| A-S8, 3.0L, 6cyl | 22 | 19/29 | \$2,550 | 5 | P T SS |
| 740Li | | | | | |
| A-S8, 3.0L, 6cyl | 22 | 19/29 | \$2,550 | 5 | P T SS |
| 740Li xDrive | | | | | |
| A-S8, 3.0L, 6cyl | 22 | 19/28 | \$2,550 | 5 | P T SS |
| 750i | | | | | |
| A-S8, 4.4L, 8cyl | 20 | 17/25 | \$2,800 | 5 | P T SS |
| 750i xDrive | | | | | |
| A-S8, 4.4L, 8cyl | 19 | 16/24 | \$2,950 | 4 | P T SS |
| 750Li | | | | | |
| A-S8, 4.4L, 8cyl | 19 | 16/25 | \$2,950 | 4 | P T SS |
| 750Li xDrive | | | | | |
| A-S8, 4.4L, 8cyl | 19 | 16/24 | \$2,950 | 4 | P T SS |
| 760Li | | | | | |
| A-S8, 6.0L, 12cyl | 15 | 13/20 | \$3,750 | 2 | P T Tax |
| ActiveHybrid 7L | | | | | |
| A-S8, 3.0L, 6cyl | 25 | 22/30 | \$2,250 | 6 | P T HEV SS |
| Alpina B7 LWB | | | | | |
| A-S8, 4.4L, 8cyl | 19 | 16/25 | \$2,950 | 4 | P T SS |
| Alpina B7 LWB xDrive | | | | | |
| A-S8, 4.4L, 8cyl | 19 | 16/24 | \$2,950 | 4 | P T SS |
| Alpina B7 SWB | | | | | |
| A-S8, 4.4L, 8cyl | 19 | 16/25 | \$2,950 | 4 | P T SS |
| Alpina B7 SWB xDrive | | | | | |
| A-S8, 4.4L, 8cyl | 19 | 16/24 | \$2,950 | 4 | P T SS |
| X1 sDrive28i | | | | | |
| A-S8, 2.0L, 4cyl | 27 | 23/34 | \$2,100 | 7 | P T SS |
| X1 xDrive28i | | | | | |
| A-S8, 2.0L, 4cyl | 26 | 22/33 | \$2,150 | 7 | P T SS |

| Manufacturer Model Configuration (trans, eng size, cyl) | MPG | | Annual Fuel Cost | GHG Rating | Notes |
|---|------|----------|------------------|------------|-------|
| | Comb | City/Hwy | | | |

X1 xDrive35i

| | | | | | |
|------------------|----|-------|---------|---|-----|
| A-S6, 3.0L, 6cyl | 21 | 18/27 | \$2,700 | 5 | P T |
|------------------|----|-------|---------|---|-----|

CADILLAC

XTS

| | | | | | |
|------------------|----|-------|---------|---|--|
| A-S6, 3.6L, 6cyl | 21 | 18/28 | \$2,500 | 5 | |
|------------------|----|-------|---------|---|--|

XTS AWD

| | | | | | |
|------------------|----|-------|---------|---|-----|
| A-S6, 3.6L, 6cyl | 20 | 17/26 | \$2,600 | 5 | |
| A-S6, 3.6L, 6cyl | 19 | 16/24 | \$2,950 | 4 | P T |

CHEVROLET

Impala

| | | | | | |
|------------------|----|-------|---------|---|-----|
| A-S6, 2.5L, 4cyl | 25 | 21/31 | \$2,100 | 6 | |
| A-S6, 3.6L, 6cyl | 22 | 19/29 | \$2,400 | 5 | Gas |
| | 16 | 14/20 | \$2,900 | 6 | E85 |
| A-S6, 3.6L, 6cyl | 21 | 18/28 | \$2,500 | 5 | |

Impala eAssist

| | | | | | |
|------------------|----|-------|---------|---|--------|
| A-S6, 2.4L, 4cyl | 29 | 25/35 | \$1,800 | 7 | HEV SS |
|------------------|----|-------|---------|---|--------|

Impala Limited

| | | | | | |
|-----------------|----|-------|---------|---|-----|
| A-6, 3.6L, 6cyl | 22 | 18/30 | \$2,400 | 5 | Gas |
| | 16 | 13/22 | \$2,900 | 6 | E85 |

SS

| | | | | | |
|------------------|----|-------|---------|---|-----|
| A-S6, 6.2L, 8cyl | 17 | 14/21 | \$3,100 | 3 | Tax |
|------------------|----|-------|---------|---|-----|

CHRYSLER

300

| | | | | | |
|-----------------|----|-------|---------|---|-----|
| A-8, 3.6L, 6cyl | 23 | 19/31 | \$2,300 | 6 | Gas |
| | 17 | 14/23 | \$2,750 | 6 | E85 |
| A-8, 3.6L, 6cyl | 23 | 19/31 | \$2,300 | 6 | |
| A-5, 5.7L, 8cyl | 18 | 15/25 | \$3,000 | 4 | Mid |

300 AWD

| | | | | | |
|-----------------|----|-------|---------|---|-----|
| A-8, 3.6L, 6cyl | 21 | 18/27 | \$2,500 | 5 | Gas |
| | 16 | 14/20 | \$2,900 | 6 | E85 |
| A-8, 3.6L, 6cyl | 21 | 18/27 | \$2,500 | 5 | |
| A-5, 5.7L, 8cyl | 18 | 15/23 | \$3,000 | 4 | Mid |

300 SRT8

| | | | | | |
|-----------------|----|-------|---------|---|-------|
| A-5, 6.4L, 8cyl | 17 | 14/23 | \$3,300 | 3 | P Tax |
|-----------------|----|-------|---------|---|-------|

DODGE

Charger

| | | | | | |
|-----------------|----|-------|---------|---|-----|
| A-5, 3.6L, 6cyl | 21 | 18/27 | \$2,500 | 5 | Gas |
| | 15 | 13/19 | \$3,100 | 5 | E85 |
| A-5, 3.6L, 6cyl | 21 | 18/27 | \$2,500 | 5 | |
| A-8, 3.6L, 6cyl | 23 | 19/31 | \$2,300 | 6 | Gas |
| | 17 | 14/23 | \$2,750 | 6 | E85 |
| A-8, 3.6L, 6cyl | 23 | 19/31 | \$2,300 | 6 | |
| A-5, 5.7L, 8cyl | 18 | 15/25 | \$3,000 | 4 | Mid |

Charger AWD

| | | | | | |
|-----------------|----|-------|---------|---|-----|
| A-8, 3.6L, 6cyl | 21 | 18/27 | \$2,500 | 5 | Gas |
| | 16 | 14/20 | \$2,900 | 6 | E85 |
| A-8, 3.6L, 6cyl | 21 | 18/27 | \$2,500 | 5 | |
| A-5, 5.7L, 8cyl | 18 | 15/23 | \$3,000 | 4 | Mid |

Charger SRT8

| | | | | | |
|-----------------|----|-------|---------|---|-------|
| A-5, 6.4L, 8cyl | 17 | 14/23 | \$3,300 | 3 | P Tax |
|-----------------|----|-------|---------|---|-------|

| Manufacturer Model Configuration (trans, eng size, cyl) | MPG | | Annual Fuel Cost | GHG Rating | Notes |
|---|------|----------|------------------|------------|-------|
| | Comb | City/Hwy | | | |

FORD

C-MAX Hybrid FWD

| | | | | | |
|----------------|----|-------|---------|---|--------|
| AV, 2.0L, 4cyl | 40 | 42/37 | \$1,300 | 9 | HEV SS |
|----------------|----|-------|---------|---|--------|

Taurus AWD

| | | | | | |
|------------------|----|-------|---------|---|---|
| A-S6, 3.5L, 6cyl | 21 | 18/26 | \$2,500 | 5 | |
| A-S6, 3.5L, 6cyl | 20 | 17/25 | \$2,600 | 5 | T |

Taurus AWD FFV

| | | | | | |
|------------------|----|-------|---------|---|-----|
| A-S6, 3.5L, 6cyl | 21 | 18/26 | \$2,500 | 5 | Gas |
| | 15 | 13/19 | \$3,100 | 5 | E85 |

Taurus FWD

| | | | | | |
|------------------|----|-------|---------|---|---|
| A-S6, 2.0L, 4cyl | 26 | 22/32 | \$2,000 | 7 | T |
| A-S6, 3.5L, 6cyl | 23 | 19/29 | \$2,300 | 6 | |

Taurus FWD FFV

| | | | | | |
|------------------|----|-------|---------|---|-----|
| A-S6, 3.5L, 6cyl | 23 | 19/29 | \$2,300 | 6 | Gas |
| | 16 | 13/21 | \$2,900 | 6 | E85 |

HYUNDAI

Azera

| | | | | | |
|-----------------|----|-------|---------|---|--|
| A-6, 3.3L, 6cyl | 23 | 19/29 | \$2,300 | 6 | |
|-----------------|----|-------|---------|---|--|

Equus

| | | | | | |
|-----------------|----|-------|---------|---|---|
| A-8, 5.0L, 8cyl | 18 | 15/23 | \$3,100 | 4 | P |
|-----------------|----|-------|---------|---|---|

Genesis

| | | | | | |
|-----------------|----|-------|---------|---|--|
| A-8, 3.8L, 6cyl | 21 | 18/27 | \$2,500 | 5 | |
|-----------------|----|-------|---------|---|--|

Genesis R Spec

| | | | | | |
|-----------------|----|-------|---------|---|---|
| A-8, 5.0L, 8cyl | 18 | 15/23 | \$3,100 | 4 | P |
|-----------------|----|-------|---------|---|---|

Sonata

| | | | | | |
|-----------------|----|-------|---------|---|---|
| A-6, 2.0L, 4cyl | 25 | 21/32 | \$2,100 | 6 | T |
| A-6, 2.4L, 4cyl | 28 | 24/35 | \$1,900 | 7 | |

JAGUAR

XJ

| | | | | | |
|------------------|----|-------|---------|---|--------|
| A-S8, 5.0L, 8cyl | 18 | 15/23 | \$3,100 | 4 | P S SS |
|------------------|----|-------|---------|---|--------|

XJ AWD

| | | | | | |
|------------------|----|-------|---------|---|--------|
| A-S8, 3.0L, 6cyl | 19 | 16/24 | \$2,950 | 4 | P S SS |
|------------------|----|-------|---------|---|--------|

XJ FFV

| | | | | | |
|------------------|----|-------|---------|---|------------|
| A-S8, 3.0L, 6cyl | 21 | 18/27 | \$2,700 | 5 | Gas P S SS |
| | 14 | 12/19 | \$3,300 | 5 | E85 |
| A-S8, 5.0L, 8cyl | 18 | 15/23 | \$3,100 | 4 | Gas P S SS |
| | 13 | 11/17 | \$3,600 | 4 | E85 |

XJL

| | | | | | |
|------------------|----|-------|---------|---|--------|
| A-S8, 5.0L, 8cyl | 18 | 15/23 | \$3,100 | 4 | P S SS |
|------------------|----|-------|---------|---|--------|

XJL AWD

| | | | | | |
|------------------|----|-------|---------|---|--------|
| A-S8, 3.0L, 6cyl | 19 | 16/24 | \$2,950 | 4 | P S SS |
|------------------|----|-------|---------|---|--------|

XJL FFV

| | | | | | |
|------------------|----|-------|---------|---|------------|
| A-S8, 3.0L, 6cyl | 20 | 17/27 | \$2,800 | 5 | Gas P S SS |
| | 14 | 11/19 | \$3,300 | 5 | E85 |
| A-S8, 5.0L, 8cyl | 18 | 15/23 | \$3,100 | 4 | Gas P S SS |
| | 13 | 11/17 | \$3,600 | 4 | E85 |

| Manufacturer Model Configuration (trans, eng size, cyl) | MPG | | Annual Fuel Cost | GHG Rating | Notes |
|---|------|----------|------------------|------------|-------|
| | Comb | City/Hwy | | | |

KIA

Cadenza

| | | | | | |
|-----------------|----|-------|---------|---|--|
| A-6, 3.3L, 6cyl | 22 | 19/28 | \$2,400 | 5 | |
|-----------------|----|-------|---------|---|--|

Forte 5

| | | | | | |
|-----------------|----|-------|---------|---|---|
| A-6, 1.6L, 4cyl | 24 | 21/29 | \$2,200 | 6 | T |
| M-6, 1.6L, 4cyl | 24 | 21/29 | \$2,200 | 6 | T |
| A-6, 2.0L, 4cyl | 28 | 24/34 | \$1,900 | 7 | |
| M-6, 2.0L, 4cyl | 28 | 24/34 | \$1,900 | 7 | |

LINCOLN

MKS AWD

| | | | | | |
|------------------|----|-------|---------|---|---|
| A-S6, 3.5L, 6cyl | 20 | 17/25 | \$2,600 | 5 | T |
| A-S6, 3.7L, 6cyl | 21 | 18/26 | \$2,500 | 5 | |

MKS FWD

| | | | | | |
|------------------|----|-------|---------|---|--|
| A-S6, 3.7L, 6cyl | 22 | 19/28 | \$2,400 | 5 | |
|------------------|----|-------|---------|---|--|

MASERATI

Quattroporte GTS

| | | | | | |
|-----------------|----|-------|---------|---|---------|
| A-8, 3.8L, 8cyl | 16 | 13/22 | \$3,500 | 3 | P T Tax |
|-----------------|----|-------|---------|---|---------|

Quattroporte SQ4 V6

| | | | | | |
|-----------------|----|-------|---------|---|-----|
| A-8, 3.0L, 6cyl | 18 | 15/24 | \$3,100 | 4 | P T |
|-----------------|----|-------|---------|---|-----|

MERCEDES-BENZ

S550

| | | | | | |
|-----------------|----|-------|---------|---|--------|
| A-7, 4.7L, 8cyl | 20 | 17/25 | \$2,800 | 5 | P T SS |
|-----------------|----|-------|---------|---|--------|

S550 4matic

| | | | | | |
|-----------------|----|-------|---------|---|--------|
| A-7, 4.7L, 8cyl | 19 | 16/26 | \$2,950 | 4 | P T SS |
|-----------------|----|-------|---------|---|--------|

S63 AMG 4matic

| | | | | | |
|-----------------|----|-------|---------|---|--------|
| A-7, 5.5L, 8cyl | 18 | 15/23 | \$3,100 | 4 | P T SS |
|-----------------|----|-------|---------|---|--------|

PORSCHE

Panamera

| | | | | | |
|-------------------|----|-------|---------|---|------|
| AM-S7, 3.6L, 6cyl | 22 | 18/28 | \$2,550 | 5 | P SS |
|-------------------|----|-------|---------|---|------|

Panamera 4

| | | | | | |
|-------------------|----|-------|---------|---|------|
| AM-S7, 3.6L, 6cyl | 21 | 18/27 | \$2,700 | 5 | P SS |
|-------------------|----|-------|---------|---|------|

Panamera 4S

| | | | | | |
|-------------------|----|-------|---------|---|--------|
| AM-S7, 3.0L, 6cyl | 21 | 17/27 | \$2,700 | 5 | P T SS |
|-------------------|----|-------|---------|---|--------|

Panamera 4S Executive

| | | | | | |
|-------------------|----|-------|---------|---|--------|
| AM-S7, 3.0L, 6cyl | 20 | 17/26 | \$2,800 | 5 | P T SS |
|-------------------|----|-------|---------|---|--------|

Panamera GTS

| | | | | | |
|-------------------|----|-------|---------|---|------|
| AM-S7, 4.8L, 8cyl | 19 | 16/24 | \$2,950 | 4 | P SS |
|-------------------|----|-------|---------|---|------|

Panamera S

| | | | | | |
|-------------------|----|-------|---------|---|--------|
| AM-S7, 3.0L, 6cyl | 21 | 17/27 | \$2,700 | 5 | P T SS |
|-------------------|----|-------|---------|---|--------|

Panamera S E-Hybrid

| | | | | | |
|-------------------|--|-------------|--|--|-----------|
| AM-S8, 3.0L, 6cyl | | See page 36 | | | S PHEV SS |
|-------------------|--|-------------|--|--|-----------|

Panamera Turbo

| | | | | | |
|-------------------|----|-------|---------|---|--------|
| AM-S7, 4.8L, 8cyl | 18 | 15/24 | \$3,100 | 4 | P T SS |
|-------------------|----|-------|---------|---|--------|

Panamera Turbo Executive

| | | | | | |
|-------------------|----|-------|---------|---|--------|
| AM-S7, 4.8L, 8cyl | 18 | 15/24 | \$3,100 | 4 | P T SS |
|-------------------|----|-------|---------|---|--------|

Panamera Turbo S

| | | | | | |
|-------------------|----|-------|---------|---|--------|
| AM-S7, 4.8L, 8cyl | 18 | 15/24 | \$3,100 | 4 | P T SS |
|-------------------|----|-------|---------|---|--------|

Panamera Turbo S Executive

| | | | | | |
|-------------------|----|-------|---------|---|--------|
| AM-S7, 4.8L, 8cyl | 18 | 15/24 | \$3,100 | 4 | P T SS |
|-------------------|----|-------|---------|---|--------|

ROLLS-ROYCE

Ghost

| | | | | | |
|-------------------|----|-------|---------|---|---------|
| A-S8, 6.6L, 12cyl | 15 | 13/21 | \$3,750 | 2 | P T Tax |
|-------------------|----|-------|---------|---|---------|

| Manufacturer Model Configuration (trans, eng size, cyl) | MPG | | Annual Fuel Cost | GHG Rating | Notes |
|---|------|----------|------------------|------------|-------|
| | Comb | City/Hwy | | | |

Ghost EWB

| | | | | | |
|-------------------|----|-------|---------|---|---------|
| A-S8, 6.6L, 12cyl | 15 | 13/21 | \$3,750 | 2 | P T Tax |
|-------------------|----|-------|---------|---|---------|

Phantom

| | | | | | |
|-------------------|----|-------|---------|---|-------|
| A-S8, 6.7L, 12cyl | 14 | 11/19 | \$4,000 | 2 | P Tax |
|-------------------|----|-------|---------|---|-------|

Phantom EWB

| | | | | | |
|-------------------|----|-------|---------|---|-------|
| A-S8, 6.7L, 12cyl | 14 | 11/19 | \$4,000 | 2 | P Tax |
|-------------------|----|-------|---------|---|-------|

TESLA

Model S (60 kW-hr battery pack)

| | | | | | |
|-----|----|-------|-------|----|----|
| A-1 | 95 | 94/97 | \$650 | 10 | EV |
|-----|----|-------|-------|----|----|

Model S (85 kW-hr battery pack)

| | | | | | |
|-----|----|-------|-------|----|----|
| A-1 | 89 | 88/90 | \$700 | 10 | EV |
|-----|----|-------|-------|----|----|

Model S AWD (85 kW-hr battery pack)

| | | | | | |
|-----|----|-------|-------|----|----|
| A-1 | 89 | 86/94 | \$700 | 10 | EV |
|-----|----|-------|-------|----|----|

SMALL STATION WAGONS

ACURA

TSX Wagon

| | | | | | |
|------------------|----|-------|---------|---|---|
| A-S5, 2.4L, 4cyl | 25 | 22/30 | \$2,250 | 6 | P |
|------------------|----|-------|---------|---|---|

AUDI

allroad quattro

| | | | | | |
|------------------|----|-------|---------|---|---------|
| A-S8, 2.0L, 4cyl | 23 | 20/27 | \$2,450 | 6 | Gas P T |
| | 15 | 14/18 | \$3,100 | 5 | E85 |

BMW

328d xDrive Sports Wagon

| | | | | | |
|------------------|----|-------|---------|---|-----|
| A-S8, 2.0L, 4cyl | 35 | 31/43 | \$1,650 | 8 | D T |
|------------------|----|-------|---------|---|-----|

328i xDrive Sports Wagon

| | | | | | |
|------------------|----|-------|---------|---|--------|
| A-S8, 2.0L, 4cyl | 26 | 22/33 | \$2,150 | 7 | P T SS |
|------------------|----|-------|---------|---|--------|

CADILLAC

CTS Wagon

| | | | | | |
|------------------|----|-------|---------|---|---------|
| A-S6, 3.0L, 6cyl | 21 | 18/26 | \$2,500 | 5 | |
| A-S6, 3.6L, 6cyl | 21 | 18/26 | \$2,500 | 5 | |
| A-S6, 6.2L, 8cyl | 14 | 12/18 | \$4,000 | 2 | P S Tax |
| M-6, 6.2L, 8cyl | 16 | 14/19 | \$3,500 | 3 | P S Tax |

CTS Wagon AWD

| | | | | | |
|------------------|----|-------|---------|---|--|
| A-S6, 3.0L, 6cyl | 21 | 18/26 | \$2,500 | 5 | |
| A-S6, 3.6L, 6cyl | 21 | 18/26 | \$2,500 | 5 | |

FIAT

500 L

| | | | | | |
|-----------------|----|-------|---------|---|-----|
| A-6, 1.4L, 4cyl | 27 | 24/33 | \$2,100 | 7 | P T |
| M-6, 1.4L, 4cyl | 28 | 25/33 | \$2,000 | 7 | P T |

HONDA

Fit EV

| | | | | | |
|-----|-----|---------|-------|----|----|
| A-1 | 118 | 132/105 | \$500 | 10 | EV |
|-----|-----|---------|-------|----|----|

INFINITI

QX50

| | | | | | |
|------------------|----|-------|---------|---|---|
| A-S7, 3.7L, 6cyl | 20 | 17/25 | \$2,800 | 5 | P |
|------------------|----|-------|---------|---|---|

QX50 AWD

| | | | | | |
|------------------|----|-------|---------|---|---|
| A-S7, 3.7L, 6cyl | 20 | 17/24 | \$2,800 | 5 | P |
|------------------|----|-------|---------|---|---|

| Manufacturer Model Configuration (trans, eng size, cyl) | MPG | | Annual Fuel Cost | GHG Rating | Notes |
|---|------|----------|------------------|------------|-------|
| | Comb | City/Hwy | | | |

KIA

Soul

| | | | | | |
|-----------------|----|-------|---------|---|--|
| A-6, 1.6L, 4cyl | 26 | 24/30 | \$2,000 | 7 | |
| M-6, 1.6L, 4cyl | 26 | 24/30 | \$2,000 | 7 | |
| A-6, 2.0L, 4cyl | 26 | 23/31 | \$2,000 | 7 | |

Soul ECO dynamics

| | | | | | |
|-----------------|----|-------|---------|---|--|
| A-6, 2.0L, 4cyl | 27 | 24/31 | \$1,950 | 7 | |
|-----------------|----|-------|---------|---|--|

MITSUBISHI

Lancer Sportback

| | | | | | |
|-------------------|----|-------|---------|---|--|
| AV-S6, 2.0L, 4cyl | 27 | 24/32 | \$1,950 | 7 | |
| AV-S6, 2.4L, 4cyl | 25 | 22/29 | \$2,100 | 6 | |

NISSAN

Cube

| | | | | | |
|-----------------|----|-------|---------|---|--|
| AV, 1.8L, 4cyl | 28 | 27/31 | \$1,900 | 7 | |
| M-6, 1.8L, 4cyl | 27 | 25/30 | \$1,950 | 7 | |

Juke

| | | | | | |
|-------------------|----|-------|---------|---|-----|
| AV-S6, 1.6L, 4cyl | 29 | 27/32 | \$1,950 | 7 | P T |
| M-6, 1.6L, 4cyl | 27 | 25/31 | \$2,100 | 7 | P T |

Juke AWD

| | | | | | |
|-------------------|----|-------|---------|---|-----|
| AV-S6, 1.6L, 4cyl | 27 | 25/30 | \$2,100 | 7 | P T |
|-------------------|----|-------|---------|---|-----|

SCION

xB

| | | | | | |
|------------------|----|-------|---------|---|--|
| A-S4, 2.4L, 4cyl | 24 | 22/28 | \$2,200 | 6 | |
| M-5, 2.4L, 4cyl | 24 | 22/28 | \$2,200 | 6 | |

SUBARU

Impreza Wagon AWD

| | | | | | |
|-----------------|----|-------|---------|---|-----|
| AV, 2.0L, 4cyl | 30 | 27/36 | \$1,750 | 8 | |
| M-5, 2.0L, 4cyl | 28 | 25/33 | \$1,900 | 7 | |
| M-5, 2.5L, 4cyl | 21 | 19/25 | \$2,700 | 5 | P T |
| M-6, 2.5L, 4cyl | 19 | 17/23 | \$2,950 | 4 | P T |

VOLKSWAGEN

Jetta SportWagen

| | | | | | |
|-------------------|----|-------|---------|---|-----|
| AM-S6, 2.0L, 4cyl | 32 | 29/37 | \$1,800 | 7 | D T |
| M-6, 2.0L, 4cyl | 32 | 29/39 | \$1,800 | 7 | D T |
| A-S6, 2.5L, 5cyl | 26 | 23/30 | \$2,000 | 7 | |
| M-5, 2.5L, 5cyl | 26 | 23/33 | \$2,000 | 7 | |

MIDSIZE STATION WAGONS

MERCEDES-BENZ

E350 4matic (wagon)

| | | | | | |
|-----------------|----|-------|---------|---|------|
| A-7, 3.5L, 6cyl | 22 | 20/27 | \$2,550 | 5 | P SS |
|-----------------|----|-------|---------|---|------|

E63 AMG 4matic (wagon)

| | | | | | |
|-----------------|----|-------|---------|---|--------|
| A-7, 5.5L, 8cyl | 17 | 15/21 | \$3,300 | 3 | P T SS |
|-----------------|----|-------|---------|---|--------|

E63 AMG S 4matic (wagon)

| | | | | | |
|-----------------|----|-------|---------|---|--------|
| A-7, 5.5L, 8cyl | 18 | 15/21 | \$3,100 | 4 | P T SS |
|-----------------|----|-------|---------|---|--------|

TOYOTA

Prius v

| | | | | | |
|------------------|----|-------|---------|---|--------|
| ▶ AV, 1.8L, 4cyl | 42 | 44/40 | \$1,250 | 9 | HEV SS |
|------------------|----|-------|---------|---|--------|

| Manufacturer Model Configuration (trans, eng size, cyl) | MPG | | Annual Fuel Cost | GHG Rating | Notes |
|---|------|----------|------------------|------------|-------|
| | Comb | City/Hwy | | | |

SMALL PICKUP TRUCKS 2WD

NISSAN

Frontier 2WD

| | | | | | |
|-----------------|----|-------|---------|---|--|
| A-5, 2.5L, 4cyl | 19 | 17/23 | \$2,750 | 4 | |
| M-5, 2.5L, 4cyl | 21 | 19/23 | \$2,500 | 5 | |
| A-5, 4.0L, 6cyl | 18 | 16/22 | \$2,900 | 4 | |
| M-6, 4.0L, 6cyl | 19 | 16/22 | \$2,750 | 4 | |

TOYOTA

Tacoma 2WD

| | | | | | |
|-------------------|----|-------|---------|---|--|
| A-4, 2.7L, 4cyl | 21 | 19/24 | \$2,500 | 5 | |
| ▶ M-5, 2.7L, 4cyl | 23 | 21/25 | \$2,300 | 6 | |
| A-5, 4.0L, 6cyl | 19 | 17/21 | \$2,750 | 4 | |
| M-6, 4.0L, 6cyl | 18 | 16/21 | \$2,900 | 4 | |

SMALL PICKUP TRUCKS 4WD

NISSAN

Frontier 4WD

| | | | | | |
|-----------------|----|-------|---------|---|--|
| A-5, 4.0L, 6cyl | 17 | 15/21 | \$3,100 | 3 | |
| M-6, 4.0L, 6cyl | 18 | 16/21 | \$2,900 | 4 | |

TOYOTA

Tacoma 4WD

| | | | | | |
|-----------------|----|-------|---------|---|-------|
| A-4, 2.7L, 4cyl | 19 | 18/21 | \$2,750 | 4 | PT4WD |
| M-5, 2.7L, 4cyl | 19 | 18/21 | \$2,750 | 4 | PT4WD |
| A-5, 4.0L, 6cyl | 18 | 16/21 | \$2,900 | 4 | PT4WD |
| M-6, 4.0L, 6cyl | 17 | 16/19 | \$3,100 | 3 | PT4WD |

STANDARD PICKUP TRUCKS 2WD

CHEVROLET

Silverado C15 2WD

| | | | | | |
|-----------------|----|-------|---------|---|-----|
| A-6, 4.3L, 6cyl | 20 | 18/24 | \$2,600 | 5 | Gas |
| | 14 | 12/16 | \$3,300 | 4 | E85 |
| A-6, 5.3L, 8cyl | 19 | 16/23 | \$2,750 | 4 | Gas |
| | 14 | 12/17 | \$3,300 | 5 | E85 |

FORD

F150 Pickup 2WD

| | | | | | |
|------------------|----|-------|---------|---|---|
| A-6, 3.5L, 6cyl | 18 | 16/22 | \$2,900 | 4 | T |
| A-S6, 3.5L, 6cyl | 18 | 16/22 | \$2,900 | 4 | T |
| A-S6, 6.2L, 8cyl | 15 | 13/18 | \$3,500 | 2 | |

F150 Pickup 2WD FFV

| | | | | | |
|------------------|----|-------|---------|---|-----|
| A-6, 3.7L, 6cyl | 19 | 17/23 | \$2,750 | 4 | Gas |
| | 14 | 12/17 | \$3,300 | 5 | E85 |
| A-S6, 3.7L, 6cyl | 19 | 17/23 | \$2,750 | 4 | Gas |
| | 14 | 12/17 | \$3,300 | 5 | E85 |
| A-6, 5.0L, 8cyl | 17 | 15/21 | \$3,100 | 3 | Gas |
| | 13 | 11/15 | \$3,600 | 4 | E85 |
| A-S6, 5.0L, 8cyl | 17 | 15/21 | \$3,100 | 3 | Gas |
| | 13 | 11/15 | \$3,600 | 4 | E85 |

| Manufacturer Model Configuration (trans, eng size, cyl) | MPG | | Annual Fuel Cost | GHG Rating | Notes |
|---|------|----------|------------------|------------|-------|
| | Comb | City/Hwy | | | |

GMC

Sierra C15 2WD

| | | | | | |
|-----------------|----|-------|---------|---|-----|
| A-6, 4.3L, 6cyl | 20 | 18/24 | \$2,600 | 5 | Gas |
| | 14 | 12/16 | \$3,300 | 4 | E85 |
| A-6, 5.3L, 8cyl | 19 | 16/23 | \$2,750 | 4 | Gas |
| | 14 | 12/17 | \$3,300 | 5 | E85 |
| A-6, 6.2L, 8cyl | 17 | 15/21 | \$3,100 | 3 | |

NISSAN

Titan 2WD

| | | | | | |
|-----------------|----|-------|---------|---|-----|
| A-5, 5.6L, 8cyl | 15 | 13/18 | \$3,500 | 2 | |
| A-5, 5.6L, 8cyl | 15 | 13/18 | \$3,500 | 2 | Gas |
| | 11 | 9/13 | \$4,250 | 2 | E85 |

RAM

1500 2WD

| | | | | | |
|-----------------|----|-------|---------|---|-----|
| A-8, 3.0L, 6cyl | 23 | 20/28 | \$2,500 | 5 | D T |
| A-8, 3.6L, 6cyl | 20 | 17/25 | \$2,600 | 5 | Gas |
| | 14 | 12/17 | \$3,300 | 5 | E85 |
| A-8, 3.6L, 6cyl | 20 | 17/25 | \$2,600 | 5 | |
| A-6, 5.7L, 8cyl | 16 | 14/20 | \$3,400 | 3 | Mid |
| A-8, 5.7L, 8cyl | 17 | 15/22 | \$3,200 | 3 | Mid |

1500 HFE 2WD

| | | | | | |
|-----------------|----|-------|---------|---|----|
| A-8, 3.6L, 6cyl | 21 | 18/25 | \$2,500 | 5 | SS |
|-----------------|----|-------|---------|---|----|

ROUSH PERFORMANCE

F150 Pickup 2WD

| | | | | | |
|------------------|----|-------|---------|---|-----|
| A-S6, 5.0L, 8cyl | 13 | 12/15 | \$4,350 | 1 | P S |
| A-S6, 6.2L, 8cyl | 11 | 10/12 | \$5,100 | 1 | P S |

TOYOTA

Tundra 2WD

| | | | | | |
|------------------|----|-------|---------|---|--|
| A-S5, 4.0L, 6cyl | 17 | 16/20 | \$3,100 | 3 | |
| A-S6, 4.6L, 8cyl | 16 | 15/19 | \$3,300 | 3 | |
| A-S6, 5.7L, 8cyl | 15 | 13/18 | \$3,500 | 2 | |

STANDARD PICKUP TRUCKS 4WD

CHEVROLET

Silverado K15 4WD

| | | | | | |
|-----------------|----|-------|---------|---|-----|
| A-6, 4.3L, 6cyl | 19 | 17/22 | \$2,750 | 4 | Gas |
| | 13 | 12/15 | \$3,600 | 4 | E85 |
| A-6, 5.3L, 8cyl | 18 | 16/22 | \$2,900 | 4 | Gas |
| | 13 | 12/16 | \$3,600 | 4 | E85 |
| A-6, 6.2L, 8cyl | 17 | 14/20 | \$3,100 | 3 | |

FORD

F150 Pickup 4WD

| | | | | | |
|------------------|----|-------|---------|---|---------|
| A-6, 3.5L, 6cyl | 17 | 15/21 | \$3,100 | 3 | T PT4WD |
| A-S6, 3.5L, 6cyl | 17 | 15/21 | \$3,100 | 3 | T PT4WD |
| A-S6, 6.2L, 8cyl | 13 | 12/16 | \$4,050 | 1 | PT4WD |

| Manufacturer Model Configuration (trans, eng size, cyl) | MPG | | Annual Fuel Cost | GHG Rating | Notes |
|---|------|----------|------------------|------------|-------|
| | Comb | City/Hwy | | | |

F150 Pickup 4WD FFV

| | | | | | |
|------------------|----|-------|---------|---|-----------|
| A-6, 3.7L, 6cyl | 18 | 16/21 | \$2,900 | 4 | Gas PT4WD |
| | 13 | 11/15 | \$3,600 | 4 | E85 |
| A-S6, 3.7L, 6cyl | 18 | 16/21 | \$2,900 | 4 | Gas PT4WD |
| | 13 | 11/15 | \$3,600 | 4 | E85 |
| A-6, 5.0L, 8cyl | 16 | 14/19 | \$3,300 | 3 | Gas PT4WD |
| | 12 | 10/14 | \$3,850 | 3 | E85 |
| A-S6, 5.0L, 8cyl | 16 | 14/19 | \$3,300 | 3 | Gas PT4WD |
| | 12 | 10/14 | \$3,850 | 3 | E85 |

F150 Raptor Pickup 4WD

| | | | | | |
|------------------|----|-------|---------|---|-------|
| A-S6, 6.2L, 8cyl | 13 | 11/16 | \$4,050 | 1 | PT4WD |
|------------------|----|-------|---------|---|-------|

GMC

Sierra K15 4WD

| | | | | | |
|-----------------|----|-------|---------|---|-----|
| A-6, 4.3L, 6cyl | 19 | 17/22 | \$2,750 | 4 | Gas |
| | 13 | 12/15 | \$3,600 | 4 | E85 |
| A-6, 5.3L, 8cyl | 18 | 16/22 | \$2,900 | 4 | Gas |
| | 13 | 12/16 | \$3,600 | 4 | E85 |
| A-6, 6.2L, 8cyl | 17 | 14/20 | \$3,100 | 3 | |

HONDA

Ridgeline Truck 4WD

| | | | | | |
|-----------------|----|-------|---------|---|--|
| A-5, 3.5L, 6cyl | 17 | 15/21 | \$3,100 | 3 | |
|-----------------|----|-------|---------|---|--|

NISSAN

Titan 4WD

| | | | | | |
|-----------------|----|-------|---------|---|-----|
| A-5, 5.6L, 8cyl | 14 | 12/17 | \$3,750 | 2 | Gas |
| | 10 | 9/12 | \$4,650 | 2 | E85 |
| A-5, 5.6L, 8cyl | 14 | 12/17 | \$3,750 | 2 | |

RAM

1500 4WD

| | | | | | |
|-----------------|----|-------|---------|---|-----|
| A-8, 3.0L, 6cyl | 22 | 19/27 | \$2,600 | 4 | D T |
| A-8, 3.6L, 6cyl | 19 | 16/23 | \$2,750 | 4 | Gas |
| | 13 | 11/16 | \$3,600 | 4 | E85 |
| A-8, 3.6L, 6cyl | 19 | 16/23 | \$2,750 | 4 | |
| A-6, 5.7L, 8cyl | 15 | 13/19 | \$3,600 | 2 | Mid |
| A-8, 5.7L, 8cyl | 17 | 15/21 | \$3,200 | 3 | Mid |

ROUSH PERFORMANCE

F150 Pickup 4WD

| | | | | | |
|------------------|----|-------|---------|---|-----------|
| A-S6, 5.0L, 8cyl | 13 | 12/15 | \$4,350 | 1 | P S |
| A-S6, 6.2L, 8cyl | 11 | 10/12 | \$5,100 | 1 | P S PT4WD |

F150 Raptor Pickup 4WD

| | | | | | |
|------------------|----|-------|---------|---|-----------|
| A-S6, 6.2L, 8cyl | 11 | 10/12 | \$5,100 | 1 | P S PT4WD |
|------------------|----|-------|---------|---|-----------|

TOYOTA

Tundra 4WD

| | | | | | |
|------------------|----|-------|---------|---|-------|
| A-S6, 4.6L, 8cyl | 16 | 14/18 | \$3,300 | 3 | PT4WD |
| A-S6, 5.7L, 8cyl | 15 | 13/17 | \$3,500 | 2 | PT4WD |

Tundra 4WD FFV

| | | | | | |
|------------------|----|-------|---------|---|-----------|
| A-S6, 5.7L, 8cyl | 15 | 13/17 | \$3,500 | 2 | Gas PT4WD |
| | 11 | 9/12 | \$4,250 | 2 | E85 |

| Manufacturer Model Configuration (trans, eng size, cyl) | MPG | | Annual Fuel Cost | GHG Rating | Notes |
|---|------|----------|------------------|------------|-------|
| | Comb | City/Hwy | | | |

VANS, CARGO TYPE

CHEVROLET

Express 1500 2WD Cargo

| | | | | | |
|-------------------|----|-------|---------|---|-----|
| ▶ A-4, 4.3L, 6cyl | 16 | 14/19 | \$3,300 | 3 | |
| A-4, 5.3L, 8cyl | 15 | 13/18 | \$3,500 | 2 | Gas |
| | 11 | 10/13 | \$4,250 | 3 | E85 |

Express 1500 2WD Conversion Cargo

| | | | | | |
|-----------------|----|-------|---------|---|-----|
| A-4, 5.3L, 8cyl | 14 | 13/17 | \$3,750 | 2 | Gas |
| | 11 | 10/13 | \$4,250 | 2 | E85 |

Express 1500 AWD Cargo

| | | | | | |
|-----------------|----|-------|---------|---|-----|
| A-4, 5.3L, 8cyl | 14 | 13/17 | \$3,750 | 2 | Gas |
| | 11 | 10/12 | \$4,250 | 3 | E85 |

Express 1500 AWD Conversion Cargo

| | | | | | |
|-----------------|----|-------|---------|---|--------|
| A-4, 5.3L, 8cyl | 14 | 13/17 | \$3,750 | 2 | Gas SS |
| | 10 | 9/12 | \$4,650 | 2 | E85 |

Express 2500 2WD Conversion Cargo

| | | | | | |
|-----------------|----|-------|---------|---|-----|
| A-6, 6.0L, 8cyl | 12 | 10/15 | \$4,400 | 1 | Gas |
| | 9 | 7/11 | \$5,150 | 1 | E85 |

FORD

E150 Van FFV

| | | | | | |
|-----------------|----|-------|---------|---|-----|
| A-4, 4.6L, 8cyl | 15 | 13/16 | \$3,500 | 2 | Gas |
| | 11 | 10/12 | \$4,250 | 2 | E85 |
| A-4, 5.4L, 8cyl | 14 | 12/16 | \$3,750 | 2 | Gas |
| | 10 | 9/12 | \$4,650 | 2 | E85 |

E250 Van FFV

| | | | | | |
|-----------------|----|-------|---------|---|-----|
| A-4, 4.6L, 8cyl | 15 | 13/16 | \$3,500 | 2 | Gas |
| | 11 | 10/12 | \$4,250 | 2 | E85 |
| A-4, 5.4L, 8cyl | 14 | 12/16 | \$3,750 | 2 | Gas |
| | 10 | 9/12 | \$4,650 | 2 | E85 |

E350 Van

| | | | | | |
|------------------|----|-------|---------|---|--|
| A-5, 6.8L, 10cyl | 12 | 10/14 | \$4,400 | 1 | |
|------------------|----|-------|---------|---|--|

E350 Van FFV

| | | | | | |
|-----------------|----|-------|---------|---|-----|
| A-4, 5.4L, 8cyl | 13 | 12/16 | \$4,050 | 1 | Gas |
| | 10 | 9/12 | \$4,650 | 2 | E85 |

GMC

Savana 1500 AWD (cargo)

| | | | | | |
|-----------------|----|-------|---------|---|-----|
| A-4, 5.3L, 8cyl | 14 | 13/17 | \$3,750 | 2 | Gas |
| | 11 | 10/12 | \$4,250 | 3 | E85 |

Savana 1500 AWD Conversion (cargo)

| | | | | | |
|-----------------|----|-------|---------|---|-----|
| A-4, 5.3L, 8cyl | 14 | 13/17 | \$3,750 | 2 | Gas |
| | 10 | 9/12 | \$4,650 | 2 | E85 |

Savana 1500 2WD (cargo)

| | | | | | |
|-------------------|----|-------|---------|---|-----|
| ▶ A-4, 4.3L, 6cyl | 16 | 14/19 | \$3,300 | 3 | |
| A-4, 5.3L, 8cyl | 15 | 13/18 | \$3,500 | 2 | Gas |
| | 11 | 10/13 | \$4,250 | 3 | E85 |

| Manufacturer Model Configuration (trans, eng size, cyl) | MPG | | Annual Fuel Cost | GHG Rating | Notes |
|---|------|----------|------------------|------------|-------|
| | Comb | City/Hwy | | | |

Savana 1500 2WD Conversion (cargo)

| | | | | | |
|-----------------|----|-------|---------|---|--------|
| A-4, 5.3L, 8cyl | 14 | 13/17 | \$3,750 | 2 | Gas SS |
| | 11 | 10/13 | \$4,250 | 2 | E85 |

Savana 2500 2WD Conversion (cargo)

| | | | | | |
|-----------------|----|-------|---------|---|-----|
| A-6, 6.0L, 8cyl | 12 | 10/15 | \$4,400 | 1 | Gas |
| | 9 | 7/11 | \$5,150 | 1 | E85 |

VANS, PASSENGER TYPE

CHEVROLET

Express 1500 2WD Passenger

| | | | | | |
|-------------------|----|-------|---------|---|-----|
| ▶ A-4, 5.3L, 8cyl | 14 | 13/17 | \$3,750 | 2 | Gas |
| | 11 | 10/13 | \$4,250 | 2 | E85 |

Express 1500 AWD Passenger

| | | | | | |
|-------------------|----|-------|---------|---|--------|
| ▶ A-4, 5.3L, 8cyl | 14 | 13/17 | \$3,750 | 2 | Gas SS |
| | 10 | 9/12 | \$4,650 | 2 | E85 |

Express 2500 2WD Passenger

| | | | | | |
|-----------------|----|-------|---------|---|-----|
| A-6, 4.8L, 8cyl | 13 | 11/17 | \$4,050 | 1 | SS |
| A-6, 6.0L, 8cyl | 13 | 11/16 | \$4,050 | 1 | Gas |
| | 9 | 8/11 | \$5,150 | 1 | E85 |

Express 3500 2WD Passenger

| | | | | | |
|-----------------|----|-------|---------|---|-----|
| A-6, 4.8L, 8cyl | 13 | 11/17 | \$4,050 | 1 | SS |
| A-6, 6.0L, 8cyl | 12 | 11/16 | \$4,400 | 1 | Gas |
| | 9 | 8/11 | \$5,150 | 1 | E85 |

FORD

E150 Wagon FFV

| | | | | | |
|-------------------|----|-------|---------|---|-----|
| ▶ A-4, 4.6L, 8cyl | 14 | 13/16 | \$3,750 | 2 | Gas |
| | 10 | 9/12 | \$4,650 | 2 | E85 |
| A-4, 5.4L, 8cyl | 13 | 12/16 | \$4,050 | 1 | Gas |
| | 10 | 9/12 | \$4,650 | 2 | E85 |

E350 Wagon

| | | | | | |
|------------------|----|-------|---------|---|--|
| A-5, 6.8L, 10cyl | 11 | 10/13 | \$4,750 | 1 | |
|------------------|----|-------|---------|---|--|

E350 Wagon FFV

| | | | | | |
|-----------------|----|-------|---------|---|-----|
| A-4, 5.4L, 8cyl | 13 | 11/15 | \$4,050 | 1 | Gas |
| | 10 | 9/11 | \$4,650 | 2 | E85 |

GMC

Savana 1500 2WD (Passenger)

| | | | | | |
|-------------------|----|-------|---------|---|-----|
| ▶ A-4, 5.3L, 8cyl | 14 | 13/17 | \$3,750 | 2 | Gas |
| | 11 | 10/13 | \$4,250 | 2 | E85 |

Savana 1500 AWD (Passenger)

| | | | | | |
|-------------------|----|-------|---------|---|-----|
| ▶ A-4, 5.3L, 8cyl | 14 | 13/17 | \$3,750 | 2 | Gas |
| | 10 | 9/12 | \$4,650 | 2 | E85 |

Savana 2500 2WD (Passenger)

| | | | | | |
|-----------------|----|-------|---------|---|-----|
| A-6, 4.8L, 8cyl | 13 | 11/17 | \$4,050 | 1 | |
| A-6, 6.0L, 8cyl | 13 | 11/16 | \$4,050 | 1 | Gas |
| | 9 | 8/11 | \$5,150 | 1 | E85 |

| Manufacturer Model Configuration (trans, eng size, cyl) | MPG | | Annual Fuel Cost | GHG Rating | Notes |
|---|------|----------|------------------|------------|-------|
| | Comb | City/Hwy | | | |

Savana 3500 2WD (Passenger)

| | | | | | |
|-----------------|----|-------|---------|---|-----|
| A-6, 4.8L, 8cyl | 13 | 11/17 | \$4,050 | 1 | |
| A-6, 6.0L, 8cyl | 12 | 11/16 | \$4,400 | 1 | Gas |
| | 9 | 8/11 | \$5,150 | 1 | E85 |

SPECIAL PURPOSE VEHICLES 2WD

CADILLAC

XTS Hearse

| | | | | | |
|------------------|----|-------|---------|---|-----|
| A-S6, 3.6L, 6cyl | 17 | 15/21 | \$3,100 | 3 | Tax |
|------------------|----|-------|---------|---|-----|

XTS Limo

| | | | | | |
|------------------|----|-------|---------|---|-----|
| A-S6, 3.6L, 6cyl | 17 | 15/21 | \$3,100 | 3 | Tax |
|------------------|----|-------|---------|---|-----|

FORD

Transit Connect Van 2WD

| | | | | | |
|--------------------|----|-------|---------|---|---|
| ▶ A-S6, 1.6L, 4cyl | 25 | 22/30 | \$2,100 | 6 | T |
| A-S6, 2.5L, 4cyl | 24 | 21/29 | \$2,200 | 6 | |

Transit Connect Wagon FWD

| | | | | | |
|--------------------|----|-------|---------|---|---|
| ▶ A-S6, 1.6L, 4cyl | 25 | 22/29 | \$2,100 | 6 | T |
| A-S6, 2.5L, 4cyl | 23 | 20/28 | \$2,300 | 6 | |

Transit Connect Wagon LWB FWD

| | | | | | |
|------------------|----|-------|---------|---|--|
| A-S6, 2.5L, 4cyl | 23 | 20/28 | \$2,300 | 6 | |
|------------------|----|-------|---------|---|--|

LINCOLN

MKT Livery FWD

| | | | | | |
|------------------|----|-------|---------|---|---|
| A-S6, 2.0L, 4cyl | 23 | 20/28 | \$2,300 | 6 | T |
|------------------|----|-------|---------|---|---|

MOBILITY VENTURES LLC

MV-1

| | | | | | |
|-----------------|----|-------|---------|---|--|
| A-4, 4.6L, 8cyl | 15 | 13/18 | \$3,500 | 2 | |
|-----------------|----|-------|---------|---|--|

MV-1 CNG

| | | | | | |
|-----------------|----|-------|---------|---|-----|
| A-4, 4.6L, 8cyl | 13 | 12/16 | \$2,300 | 4 | CNG |
|-----------------|----|-------|---------|---|-----|

NISSAN

NV200 Cargo Van

| | | | | | |
|----------------|----|-------|---------|---|--|
| AV, 2.0L, 4cyl | 24 | 24/25 | \$2,200 | 6 | |
|----------------|----|-------|---------|---|--|

SPECIAL PURPOSE VEHICLES 4WD

LINCOLN

MKT Livery AWD

| | | | | | |
|-----------------|----|-------|---------|---|--|
| A-6, 3.7L, 6cyl | 19 | 17/24 | \$2,750 | 4 | |
|-----------------|----|-------|---------|---|--|

MINIVANS 2WD

CHRYSLER

Town and Country

| | | | | | |
|-----------------|----|-------|---------|---|-----|
| A-6, 3.6L, 6cyl | 20 | 17/25 | \$2,600 | 5 | |
| A-6, 3.6L, 6cyl | 20 | 17/25 | \$2,600 | 5 | Gas |
| | 14 | 12/18 | \$3,300 | 5 | E85 |

DODGE

Grand Caravan

| | | | | | |
|-----------------|----|-------|---------|---|-----|
| A-6, 3.6L, 6cyl | 20 | 17/25 | \$2,600 | 5 | |
| A-6, 3.6L, 6cyl | 20 | 17/25 | \$2,600 | 5 | Gas |
| | 14 | 12/18 | \$3,300 | 5 | E85 |

HONDA

Odyssey

| | | | | | |
|-----------------|----|-------|---------|---|--|
| A-6, 3.5L, 6cyl | 22 | 19/28 | \$2,400 | 5 | |
|-----------------|----|-------|---------|---|--|

| Manufacturer Model Configuration (trans, eng size, cyl) | MPG | | Annual Fuel Cost | GHG Rating | Notes |
|---|------|----------|------------------|------------|-------|
| | Comb | City/Hwy | | | |

KIA

Sedona

| | | | | | |
|-----------------|----|-------|---------|---|--|
| A-6, 3.5L, 6cyl | 20 | 17/24 | \$2,600 | 5 | |
|-----------------|----|-------|---------|---|--|

MAZDA

5

| | | | | | |
|--------------------|----|-------|---------|---|--|
| ▶ A-S5, 2.5L, 4cyl | 24 | 22/28 | \$2,200 | 6 | |
| ▶ M-6, 2.5L, 4cyl | 24 | 21/28 | \$2,200 | 6 | |

NISSAN

Quest

| | | | | | |
|----------------|----|-------|---------|---|--|
| AV, 3.5L, 6cyl | 21 | 19/25 | \$2,500 | 5 | |
|----------------|----|-------|---------|---|--|

RAM

C/V

| | | | | | |
|-----------------|----|-------|---------|---|-----|
| A-6, 3.6L, 6cyl | 21 | 18/26 | \$2,500 | 5 | |
| A-6, 3.6L, 6cyl | 21 | 18/26 | \$2,500 | 5 | Gas |
| | 15 | 13/18 | \$3,100 | 5 | E85 |

TOYOTA

Sienna 2WD

| | | | | | |
|------------------|----|-------|---------|---|--|
| A-S6, 3.5L, 6cyl | 21 | 18/25 | \$2,500 | 5 | |
|------------------|----|-------|---------|---|--|

VOLKSWAGEN

Routan

| | | | | | |
|-----------------|----|-------|---------|---|-----|
| A-6, 3.6L, 6cyl | 20 | 17/25 | \$2,600 | 5 | Gas |
| | 14 | 12/18 | \$3,300 | 5 | E85 |

MINIVANS 4WD

TOYOTA

Sienna AWD

| | | | | | |
|------------------|----|-------|---------|---|--|
| A-S6, 3.5L, 6cyl | 19 | 16/23 | \$2,750 | 4 | |
|------------------|----|-------|---------|---|--|

SMALL SPORT UTILITY VEHICLES 2WD

ACURA

MDX 2WD

| | | | | | |
|------------------|----|-------|---------|---|---|
| A-S6, 3.5L, 6cyl | 23 | 20/28 | \$2,450 | 6 | P |
|------------------|----|-------|---------|---|---|

RDX 2WD

| | | | | | |
|------------------|----|-------|---------|---|---|
| A-S6, 3.5L, 6cyl | 23 | 20/28 | \$2,450 | 6 | P |
|------------------|----|-------|---------|---|---|

BUICK

Encore

| | | | | | |
|------------------|----|-------|---------|---|---|
| A-S6, 1.4L, 4cyl | 28 | 25/33 | \$1,900 | 7 | T |
|------------------|----|-------|---------|---|---|

BYD

e6

| | | | | | |
|-----|----|-------|-------|----|----|
| A-1 | 63 | 61/65 | \$950 | 10 | EV |
|-----|----|-------|-------|----|----|

CHEVROLET

Captiva FWD

| | | | | | |
|-----------------|----|-------|---------|---|-----|
| A-6, 2.4L, 4cyl | 23 | 20/28 | \$2,300 | 6 | Gas |
| | 18 | 15/22 | \$2,600 | 6 | E85 |
| A-6, 3.0L, 6cyl | 19 | 17/24 | \$2,750 | 4 | Gas |
| | 14 | 12/17 | \$3,300 | 5 | E85 |

| Manufacturer Model Configuration (trans, eng size, cyl) | MPG | | Annual Fuel Cost | GHG Rating | Notes |
|---|------|----------|------------------|------------|-------|
| | Comb | City/Hwy | | | |
| Equinox FWD | | | | | |
| A-6, 2.4L, 4cyl | 26 | 22/32 | \$2,000 | 7 | Gas |
| | 18 | 15/22 | \$2,600 | 6 | E85 |
| A-6, 2.4L, 4cyl | 26 | 22/32 | \$2,000 | 7 | |
| A-6, 3.6L, 6cyl | 20 | 17/24 | \$2,600 | 5 | |
| A-6, 3.6L, 6cyl | 20 | 17/24 | \$2,600 | 5 | Gas |
| | 16 | 13/22 | \$2,900 | 6 | E85 |
| DODGE | | | | | |
| Journey FWD | | | | | |
| A-4, 2.4L, 4cyl | 21 | 19/26 | \$2,500 | 5 | |
| A-6, 3.6L, 6cyl | 19 | 17/25 | \$2,750 | 4 | Gas |
| | 14 | 12/18 | \$3,300 | 5 | E85 |
| FORD | | | | | |
| Edge FWD | | | | | |
| A-6, 2.0L, 4cyl | 24 | 21/30 | \$2,200 | 6 | T |
| A-S6, 3.5L, 6cyl | 22 | 19/27 | \$2,400 | 5 | |
| A-S6, 3.7L, 6cyl | 21 | 18/26 | \$2,500 | 5 | |
| Escape FWD | | | | | |
| A-S6, 1.6L, 4cyl | 26 | 23/32 | \$2,000 | 7 | T |
| A-S6, 2.0L, 4cyl | 25 | 22/30 | \$2,100 | 6 | T |
| A-S6, 2.5L, 4cyl | 25 | 22/31 | \$2,100 | 6 | |
| GMC | | | | | |
| Terrain FWD | | | | | |
| A-6, 2.4L, 4cyl | 26 | 22/32 | \$2,000 | 7 | Gas |
| | 18 | 15/22 | \$2,600 | 6 | E85 |
| A-6, 2.4L, 4cyl | 26 | 22/32 | \$2,000 | 7 | |
| A-6, 3.6L, 6cyl | 20 | 17/24 | \$2,600 | 5 | Gas |
| | 16 | 13/22 | \$2,900 | 6 | E85 |
| A-6, 3.6L, 6cyl | 20 | 17/24 | \$2,600 | 5 | |
| HONDA | | | | | |
| CR-V 2WD | | | | | |
| A-5, 2.4L, 4cyl | 26 | 23/31 | \$2,000 | 7 | |
| Crosstour 2WD | | | | | |
| A-5, 2.4L, 4cyl | 25 | 22/31 | \$2,100 | 6 | |
| A-S6, 3.5L, 6cyl | 23 | 20/30 | \$2,300 | 6 | |
| Pilot 2WD | | | | | |
| A-5, 3.5L, 6cyl | 21 | 18/25 | \$2,500 | 5 | |
| HYUNDAI | | | | | |
| Santa Fe 2WD | | | | | |
| A-6, 3.3L, 6cyl | 21 | 18/25 | \$2,500 | 5 | |
| Santa Fe Sport 2WD | | | | | |
| A-6, 2.0L, 4cyl | 22 | 19/27 | \$2,400 | 5 | T |
| A-6, 2.4L, 4cyl | 23 | 20/27 | \$2,300 | 6 | |
| Santa Fe Ultimate 2WD | | | | | |
| A-6, 3.3L, 6cyl | 20 | 17/23 | \$2,600 | 5 | |
| Tucson 2WD | | | | | |
| A-6, 2.0L, 4cyl | 25 | 23/29 | \$2,100 | 6 | |
| A-6, 2.4L, 4cyl | 24 | 21/28 | \$2,200 | 6 | |
| INFINITI | | | | | |
| QX60 FWD | | | | | |
| AV-S7, 3.5L, 6cyl | 22 | 20/26 | \$2,550 | 5 | P |

| Manufacturer Model Configuration (trans, eng size, cyl) | MPG | | Annual Fuel Cost | GHG Rating | Notes |
|---|------|----------|------------------|------------|-----------|
| | Comb | City/Hwy | | | |
| QX70 RWD | | | | | |
| A-S7, 3.7L, 6cyl | 19 | 17/24 | \$2,950 | 4 | P |
| JEEP | | | | | |
| Cherokee FWD | | | | | |
| A-9, 2.4L, 4cyl | 25 | 22/31 | \$2,100 | 6 | |
| A-9, 3.2L, 6cyl | 22 | 19/28 | \$2,400 | 5 | |
| Compass FWD | | | | | |
| A-6, 2.0L, 4cyl | 24 | 21/28 | \$2,200 | 6 | |
| AV, 2.0L, 4cyl | 24 | 22/27 | \$2,200 | 6 | |
| M-5, 2.0L, 4cyl | 26 | 23/30 | \$2,000 | 7 | |
| A-6, 2.4L, 4cyl | 24 | 21/28 | \$2,200 | 6 | |
| M-5, 2.4L, 4cyl | 25 | 23/28 | \$2,100 | 6 | |
| Patriot FWD | | | | | |
| A-6, 2.0L, 4cyl | 24 | 21/28 | \$2,200 | 6 | |
| AV, 2.0L, 4cyl | 24 | 22/27 | \$2,200 | 6 | |
| M-5, 2.0L, 4cyl | 26 | 23/30 | \$2,000 | 7 | |
| A-6, 2.4L, 4cyl | 24 | 21/28 | \$2,200 | 6 | |
| M-5, 2.4L, 4cyl | 25 | 23/28 | \$2,100 | 6 | |
| KIA | | | | | |
| Sorento 2WD | | | | | |
| A-6, 2.4L, 4cyl | 22 | 20/26 | \$2,400 | 5 | |
| M-6, 2.4L, 4cyl | 21 | 19/27 | \$2,500 | 5 | |
| A-6, 3.3L, 6cyl | 21 | 18/25 | \$2,500 | 5 | |
| Sportage 2WD | | | | | |
| A-6, 2.0L, 4cyl | 23 | 20/26 | \$2,300 | 6 | T |
| A-6, 2.4L, 4cyl | 24 | 21/28 | \$2,200 | 6 | |
| LEXUS | | | | | |
| RX 350 | | | | | |
| A-S6, 3.5L, 6cyl | 21 | 18/25 | \$2,500 | 5 | |
| RX 450h | | | | | |
| AV-S6, 3.5L, 6cyl | 30 | 32/28 | \$1,900 | 8 | P HEV SS |
| LINCOLN | | | | | |
| MKX FWD | | | | | |
| A-S6, 3.7L, 6cyl | 21 | 18/26 | \$2,500 | 5 | |
| MAZDA | | | | | |
| CX-5 2WD | | | | | |
| A-S6, 2.0L, 4cyl | 29 | 26/32 | \$1,800 | 7 | |
| M-6, 2.0L, 4cyl | 29 | 26/35 | \$1,800 | 7 | |
| A-S6, 2.5L, 4cyl | 27 | 25/32 | \$1,950 | 7 | |
| CX-9 2WD | | | | | |
| A-S6, 3.7L, 6cyl | 19 | 17/24 | \$2,750 | 4 | |
| MERCEDES-BENZ | | | | | |
| GLK350 | | | | | |
| A-7, 3.5L, 6cyl | 22 | 19/26 | \$2,550 | 5 | P PZEV SS |
| A-7, 3.5L, 6cyl | 21 | 19/25 | \$2,700 | 5 | P SS |
| MITSUBISHI | | | | | |
| Outlander 2WD | | | | | |
| AV-S6, 2.4L, 4cyl | 27 | 25/31 | \$1,950 | 7 | |
| Outlander Sport 2WD | | | | | |
| AV-S6, 2.0L, 4cyl | 27 | 24/31 | \$1,950 | 7 | |
| M-5, 2.0L, 4cyl | 26 | 24/30 | \$2,000 | 7 | |
| NISSAN | | | | | |
| Murano FWD | | | | | |
| AV, 3.5L, 6cyl | 20 | 18/24 | \$2,600 | 5 | |

| Manufacturer Model Configuration (trans, eng size, cyl) | MPG | | Annual Fuel Cost | GHG Rating | Notes |
|---|------|----------|------------------|------------|------------|
| | Comb | City/Hwy | | | |
| Pathfinder 2WD | | | | | |
| AV, 3.5L, 6cyl | 22 | 20/26 | \$2,400 | 5 | |
| Rogue FWD | | | | | |
| AV, 2.5L, 4cyl | 28 | 26/33 | \$1,900 | 7 | |
| Rogue Select FWD | | | | | |
| AV, 2.5L, 4cyl | 25 | 23/28 | \$2,100 | 6 | |
| Xterra 2WD | | | | | |
| A-5, 4.0L, 6cyl | 18 | 16/22 | \$2,900 | 4 | |
| TOYOTA | | | | | |
| FJ Cruiser 2WD | | | | | |
| A-5, 4.0L, 6cyl | 18 | 16/20 | \$2,900 | 4 | |
| Highlander 2WD | | | | | |
| A-S6, 2.7L, 4cyl | 22 | 20/25 | \$2,400 | 5 | |
| A-S6, 3.5L, 6cyl | 21 | 19/25 | \$2,500 | 5 | |
| RAV4 | | | | | |
| A-S6, 2.5L, 4cyl | 26 | 24/31 | \$2,000 | 7 | |
| RAV4 EV | | | | | |
| ▶ AV | 76 | 78/74 | \$800 | 10 | EV |
| Venza | | | | | |
| A-S6, 2.7L, 4cyl | 23 | 20/26 | \$2,300 | 6 | |
| A-S6, 3.5L, 6cyl | 22 | 19/26 | \$2,400 | 5 | |
| VOLKSWAGEN | | | | | |
| Tiguan | | | | | |
| A-S6, 2.0L, 4cyl | 23 | 21/26 | \$2,450 | 6 | P T |
| M-6, 2.0L, 4cyl | 21 | 18/26 | \$2,700 | 5 | P T |
| VOLVO | | | | | |
| XC60 FWD | | | | | |
| A-S6, 3.2L, 6cyl | 21 | 18/26 | \$2,500 | 5 | |
| XC70 FWD | | | | | |
| A-S6, 3.2L, 6cyl | 21 | 18/26 | \$2,500 | 5 | |
| SMALL SPORT UTILITY VEHICLES 4WD | | | | | |
| ACURA | | | | | |
| MDX 4WD | | | | | |
| A-S6, 3.5L, 6cyl | 21 | 18/27 | \$2,700 | 5 | P |
| RDX 4WD | | | | | |
| A-S6, 3.5L, 6cyl | 22 | 19/27 | \$2,550 | 5 | P |
| AUDI | | | | | |
| Q5 | | | | | |
| A-S8, 2.0L, 4cyl | 23 | 20/28 | \$2,450 | 6 | Gas P T |
| | 16 | 14/19 | \$2,900 | 6 | E85 |
| A-S8, 3.0L, 6cyl | 26 | 23/30 | \$2,200 | 6 | D T SS |
| A-S8, 3.0L, 6cyl | 21 | 18/26 | \$2,700 | 5 | P S |
| Q5 Hybrid | | | | | |
| A-S8, 2.0L, 4cyl | 26 | 24/30 | \$2,150 | 7 | P T HEV SS |
| SQ5 | | | | | |
| A-S8, 3.0L, 6cyl | 19 | 16/23 | \$2,950 | 4 | P S |
| BMW | | | | | |
| X3 xDrive28i | | | | | |
| A-S8, 2.0L, 4cyl | 24 | 21/28 | \$2,350 | 6 | P T SS |
| X3 xDrive35i | | | | | |
| A-S8, 3.0L, 6cyl | 21 | 19/26 | \$2,700 | 5 | P T SS |

| Manufacturer Model Configuration (trans, eng size, cyl) | MPG | | Annual Fuel Cost | GHG Rating | Notes |
|---|------|----------|------------------|------------|-------|
| | Comb | City/Hwy | | | |
| BUICK | | | | | |
| Encore AWD | | | | | |
| A-S6, 1.4L, 4cyl | 26 | 23/30 | \$2,000 | 7 | T |
| CHEVROLET | | | | | |
| Captiva AWD | | | | | |
| A-6, 3.0L, 6cyl | 18 | 16/22 | \$2,900 | 4 | Gas |
| | 13 | 11/16 | \$3,600 | 4 | E85 |
| Equinox AWD | | | | | |
| A-6, 2.4L, 4cyl | 23 | 20/29 | \$2,300 | 6 | Gas |
| | 17 | 14/20 | \$2,750 | 6 | E85 |
| A-6, 2.4L, 4cyl | 23 | 20/29 | \$2,300 | 6 | |
| A-6, 3.6L, 6cyl | 19 | 16/23 | \$2,750 | 4 | Gas |
| | 14 | 12/17 | \$3,300 | 5 | E85 |
| A-6, 3.6L, 6cyl | 19 | 16/23 | \$2,750 | 4 | |
| DODGE | | | | | |
| Journey AWD | | | | | |
| A-6, 3.6L, 6cyl | 19 | 16/24 | \$2,750 | 4 | |
| FORD | | | | | |
| Edge AWD | | | | | |
| A-S6, 3.5L, 6cyl | 21 | 18/25 | \$2,500 | 5 | |
| A-S6, 3.7L, 6cyl | 19 | 17/23 | \$2,750 | 4 | |
| Escape AWD | | | | | |
| A-S6, 1.6L, 4cyl | 25 | 22/30 | \$2,100 | 6 | T |
| A-S6, 2.0L, 4cyl | 24 | 21/28 | \$2,200 | 6 | T |
| GMC | | | | | |
| Terrain AWD | | | | | |
| A-6, 2.4L, 4cyl | 23 | 20/29 | \$2,300 | 6 | Gas |
| | 17 | 14/20 | \$2,750 | 6 | E85 |
| A-6, 2.4L, 4cyl | 23 | 20/29 | \$2,300 | 6 | |
| A-6, 3.6L, 6cyl | 19 | 16/23 | \$2,750 | 4 | |
| A-6, 3.6L, 6cyl | 19 | 16/23 | \$2,750 | 4 | Gas |
| | 14 | 12/17 | \$3,300 | 5 | E85 |
| HONDA | | | | | |
| CR-V 4WD | | | | | |
| A-5, 2.4L, 4cyl | 25 | 22/30 | \$2,100 | 6 | |
| Crosstour 4WD | | | | | |
| A-S6, 3.5L, 6cyl | 22 | 19/28 | \$2,400 | 5 | |
| Pilot 4WD | | | | | |
| A-5, 3.5L, 6cyl | 20 | 17/24 | \$2,600 | 5 | |
| HYUNDAI | | | | | |
| Santa Fe 4WD | | | | | |
| A-6, 3.3L, 6cyl | 20 | 18/24 | \$2,600 | 5 | |
| Santa Fe Sport 4WD | | | | | |
| A-6, 2.0L, 4cyl | 21 | 18/24 | \$2,500 | 5 | T |
| A-6, 2.4L, 4cyl | 21 | 19/25 | \$2,500 | 5 | |
| Santa Fe Ultimate 4WD | | | | | |
| A-6, 3.3L, 6cyl | 19 | 17/22 | \$2,750 | 4 | |
| Tucson 4WD | | | | | |
| A-6, 2.0L, 4cyl | 23 | 21/25 | \$2,300 | 6 | |
| A-6, 2.4L, 4cyl | 22 | 20/25 | \$2,400 | 5 | |

| Manufacturer Model Configuration (trans, eng size, cyl) | MPG | | Annual Fuel Cost | GHG Rating | Notes |
|---|------|----------|------------------|------------|-------|
| | Comb | City/Hwy | | | |

INFINITI

QX60 AWD

| | | | | | |
|-------------------|----|-------|---------|---|---|
| AV-S7, 3.5L, 6cyl | 21 | 19/25 | \$2,700 | 5 | P |
|-------------------|----|-------|---------|---|---|

QX70 AWD

| | | | | | |
|------------------|----|-------|---------|---|---|
| A-S7, 3.7L, 6cyl | 18 | 16/22 | \$3,100 | 4 | P |
| A-S7, 5.0L, 8cyl | 16 | 14/20 | \$3,500 | 3 | P |

JEEP

Cherokee 4WD

| | | | | | |
|-----------------|----|-------|---------|---|--|
| A-9, 2.4L, 4cyl | 24 | 21/28 | \$2,200 | 6 | |
| A-9, 3.2L, 6cyl | 22 | 19/27 | \$2,400 | 5 | |

Cherokee 4WD Active Drive II

| | | | | | |
|-----------------|----|-------|---------|---|--|
| A-9, 2.4L, 4cyl | 23 | 21/27 | \$2,300 | 6 | |
| A-9, 3.2L, 6cyl | 21 | 19/26 | \$2,500 | 5 | |

Cherokee Trailhawk 4WD

| | | | | | |
|-----------------|----|-------|---------|---|--|
| A-9, 2.4L, 4cyl | 22 | 19/25 | \$2,400 | 5 | |
| A-9, 3.2L, 6cyl | 20 | 18/25 | \$2,600 | 5 | |

Compass 4WD

| | | | | | |
|-----------------|----|-------|---------|---|--|
| A-6, 2.4L, 4cyl | 23 | 21/27 | \$2,300 | 6 | |
| AV, 2.4L, 4cyl | 21 | 20/23 | \$2,500 | 5 | |
| M-5, 2.4L, 4cyl | 25 | 23/28 | \$2,100 | 6 | |

Patriot 4WD

| | | | | | |
|-----------------|----|-------|---------|---|--|
| A-6, 2.4L, 4cyl | 23 | 21/27 | \$2,300 | 6 | |
| AV, 2.4L, 4cyl | 21 | 20/23 | \$2,500 | 5 | |
| M-5, 2.4L, 4cyl | 25 | 23/28 | \$2,100 | 6 | |

Wrangler 4WD

| | | | | | |
|-----------------|----|-------|---------|---|--|
| A-5, 3.6L, 6cyl | 18 | 17/21 | \$2,900 | 4 | |
| M-6, 3.6L, 6cyl | 18 | 17/21 | \$2,900 | 4 | |

Wrangler Unlimited 4WD

| | | | | | |
|-----------------|----|-------|---------|---|--|
| A-5, 3.6L, 6cyl | 18 | 16/20 | \$2,900 | 4 | |
| M-6, 3.6L, 6cyl | 18 | 16/21 | \$2,900 | 4 | |

KIA

Sorento 4WD

| | | | | | |
|-----------------|----|-------|---------|---|--|
| A-6, 2.4L, 4cyl | 21 | 19/24 | \$2,500 | 5 | |
| A-6, 3.3L, 6cyl | 20 | 18/24 | \$2,600 | 5 | |

Sportage 4WD

| | | | | | |
|-----------------|----|-------|---------|---|---|
| A-6, 2.0L, 4cyl | 21 | 19/24 | \$2,500 | 5 | T |
| A-6, 2.4L, 4cyl | 22 | 19/26 | \$2,400 | 5 | |

LAND ROVER

LR2

| | | | | | |
|------------------|----|-------|---------|---|-----|
| A-S6, 2.0L, 4cyl | 20 | 17/24 | \$2,800 | 5 | P T |
|------------------|----|-------|---------|---|-----|

Range Rover Evoque

| | | | | | |
|------------------|----|-------|---------|---|-----|
| A-S9, 2.0L, 4cyl | 24 | 21/30 | \$2,350 | 6 | P T |
|------------------|----|-------|---------|---|-----|

LEXUS

RX 350 AWD

| | | | | | |
|------------------|----|-------|---------|---|--|
| A-S6, 3.5L, 6cyl | 20 | 18/24 | \$2,600 | 5 | |
| A-S8, 3.5L, 6cyl | 21 | 18/26 | \$2,500 | 5 | |

RX 450h AWD

| | | | | | |
|-------------------|----|-------|---------|---|----------|
| AV-S6, 3.5L, 6cyl | 29 | 30/28 | \$1,950 | 7 | P HEV SS |
|-------------------|----|-------|---------|---|----------|

LINCOLN

MKT AWD

| | | | | | |
|------------------|----|-------|---------|---|---|
| A-S6, 3.5L, 6cyl | 18 | 16/23 | \$2,900 | 4 | T |
|------------------|----|-------|---------|---|---|

MX6 AWD

| | | | | | |
|------------------|----|-------|---------|---|--|
| A-S6, 3.7L, 6cyl | 19 | 17/23 | \$2,750 | 4 | |
|------------------|----|-------|---------|---|--|

| Manufacturer Model Configuration (trans, eng size, cyl) | MPG | | Annual Fuel Cost | GHG Rating | Notes |
|---|------|----------|------------------|------------|-------|
| | Comb | City/Hwy | | | |

MAZDA

CX-5 4WD

| | | | | | |
|------------------|----|-------|---------|---|--|
| A-S6, 2.0L, 4cyl | 28 | 25/31 | \$1,900 | 7 | |
| A-S6, 2.5L, 4cyl | 26 | 24/30 | \$2,000 | 7 | |

CX-9 4WD

| | | | | | |
|------------------|----|-------|---------|---|--|
| A-S6, 3.7L, 6cyl | 18 | 16/22 | \$2,900 | 4 | |
|------------------|----|-------|---------|---|--|

MERCEDES-BENZ

GLK250 Bluetec 4matic

| | | | | | |
|-----------------|----|-------|---------|---|--------|
| A-7, 2.1L, 4cyl | 28 | 24/33 | \$2,050 | 6 | D T SS |
|-----------------|----|-------|---------|---|--------|

GLK350 4matic

| | | | | | |
|-----------------|----|-------|---------|---|-----------|
| A-7, 3.5L, 6cyl | 21 | 19/25 | \$2,700 | 5 | P PZEV SS |
| A-7, 3.5L, 6cyl | 21 | 18/25 | \$2,700 | 5 | P SS |

MITSUBISHI

Outlander 4WD

| | | | | | |
|-------------------|----|-------|---------|---|---|
| AV-S6, 2.4L, 4cyl | 26 | 24/29 | \$2,000 | 7 | |
| A-S6, 3.0L, 6cyl | 23 | 20/28 | \$2,450 | 6 | P |

Outlander Sport 4WD

| | | | | | |
|-------------------|----|-------|---------|---|--|
| AV-S6, 2.0L, 4cyl | 26 | 24/29 | \$2,000 | 7 | |
|-------------------|----|-------|---------|---|--|

NISSAN

Murano AWD

| | | | | | |
|----------------|----|-------|---------|---|--|
| AV, 3.5L, 6cyl | 20 | 18/23 | \$2,600 | 5 | |
|----------------|----|-------|---------|---|--|

Murano CrossCabriolet

| | | | | | |
|----------------|----|-------|---------|---|---|
| AV, 3.5L, 6cyl | 19 | 17/22 | \$2,950 | 4 | P |
|----------------|----|-------|---------|---|---|

Pathfinder 4WD

| | | | | | |
|----------------|----|-------|---------|---|--|
| AV, 3.5L, 6cyl | 21 | 19/25 | \$2,500 | 5 | |
|----------------|----|-------|---------|---|--|

Rogue AWD

| | | | | | |
|----------------|----|-------|---------|---|--|
| AV, 2.5L, 4cyl | 28 | 25/32 | \$1,900 | 7 | |
|----------------|----|-------|---------|---|--|

Rogue Select AWD

| | | | | | |
|----------------|----|-------|---------|---|--|
| AV, 2.5L, 4cyl | 24 | 22/27 | \$2,200 | 6 | |
|----------------|----|-------|---------|---|--|

Xterra 4WD

| | | | | | |
|-----------------|----|-------|---------|---|--|
| A-5, 4.0L, 6cyl | 17 | 15/20 | \$3,100 | 3 | |
| M-6, 4.0L, 6cyl | 17 | 16/20 | \$3,100 | 3 | |

SUBARU

Forester AWD

| | | | | | |
|-----------------|----|-------|---------|---|-----|
| AV, 2.0L, 4cyl | 25 | 23/28 | \$2,250 | 6 | P T |
| AV, 2.5L, 4cyl | 27 | 24/32 | \$1,950 | 7 | |
| M-6, 2.5L, 4cyl | 24 | 22/29 | \$2,200 | 6 | |

Outback AWD

| | | | | | |
|------------------|----|-------|---------|---|--|
| AV, 2.5L, 4cyl | 26 | 24/30 | \$2,000 | 7 | |
| M-6, 2.5L, 4cyl | 24 | 22/29 | \$2,200 | 6 | |
| A-S5, 3.6L, 6cyl | 20 | 17/25 | \$2,600 | 5 | |

Tribeca AWD

| | | | | | |
|------------------|----|-------|---------|---|--|
| A-S5, 3.6L, 6cyl | 18 | 16/21 | \$2,900 | 4 | |
|------------------|----|-------|---------|---|--|

XV Crosstrek AWD

| | | | | | |
|-----------------|----|-------|---------|---|--|
| AV, 2.0L, 4cyl | 28 | 25/33 | \$1,900 | 7 | |
| M-5, 2.0L, 4cyl | 26 | 23/30 | \$2,000 | 7 | |

XV Crosstrek Hybrid AWD

| | | | | | |
|------------------|----|-------|---------|---|--------|
| ▶ AV, 2.0L, 4cyl | 31 | 29/33 | \$1,700 | 8 | HEV SS |
|------------------|----|-------|---------|---|--------|

TOYOTA

FJ Cruiser 4WD

| | | | | | |
|-----------------|----|-------|---------|---|-------|
| A-5, 4.0L, 6cyl | 18 | 17/20 | \$2,900 | 4 | PT4WD |
| M-6, 4.0L, 6cyl | 16 | 15/18 | \$3,300 | 3 | |

RAV4 AWD

| | | | | | |
|------------------|----|-------|---------|---|--|
| A-S6, 2.5L, 4cyl | 25 | 22/29 | \$2,100 | 6 | |
|------------------|----|-------|---------|---|--|

| Manufacturer Model Configuration (trans, eng size, cyl) | MPG | | Annual Fuel Cost | GHG Rating | Notes |
|---|------|----------|------------------|------------|-------|
| | Comb | City/Hwy | | | |

RAV4 Limited AWD

| | | | | | |
|------------------|----|-------|---------|---|--|
| A-S6, 2.5L, 4cyl | 25 | 22/29 | \$2,100 | 6 | |
|------------------|----|-------|---------|---|--|

Venza 4WD

| | | | | | |
|------------------|----|-------|---------|---|--|
| A-S6, 2.7L, 4cyl | 22 | 20/26 | \$2,400 | 5 | |
| A-S6, 3.5L, 6cyl | 21 | 18/25 | \$2,500 | 5 | |

VOLKSWAGEN

Tiguan 4motion

| | | | | | |
|------------------|----|-------|---------|---|-----|
| A-S6, 2.0L, 4cyl | 23 | 20/26 | \$2,450 | 6 | P T |
|------------------|----|-------|---------|---|-----|

VOLVO

XC60 AWD

| | | | | | |
|------------------|----|-------|---------|---|---|
| A-S6, 3.0L, 6cyl | 20 | 17/24 | \$2,600 | 5 | T |
| A-S6, 3.2L, 6cyl | 20 | 18/25 | \$2,600 | 5 | |

XC70 AWD

| | | | | | |
|------------------|----|-------|---------|---|---|
| A-S6, 3.0L, 6cyl | 20 | 17/24 | \$2,600 | 5 | T |
| A-S6, 3.2L, 6cyl | 21 | 18/25 | \$2,500 | 5 | |

STANDARD SPORT UTILITY VEHICLES 2WD

BUICK

Enclave FWD

| | | | | | |
|-----------------|----|-------|---------|---|--|
| A-6, 3.6L, 6cyl | 19 | 17/24 | \$2,750 | 4 | |
|-----------------|----|-------|---------|---|--|

CADILLAC

Escalade 2WD

| | | | | | |
|-----------------|----|-------|---------|---|-----|
| A-6, 6.2L, 8cyl | 16 | 14/18 | \$3,300 | 3 | Gas |
| | 12 | 10/15 | \$3,850 | 3 | E85 |

Escalade ESV 2WD

| | | | | | |
|-----------------|----|-------|---------|---|-----|
| A-6, 6.2L, 8cyl | 16 | 14/18 | \$3,300 | 3 | Gas |
| | 12 | 10/15 | \$3,850 | 3 | E85 |

SRX 2WD

| | | | | | |
|------------------|----|-------|---------|---|--|
| A-S6, 3.6L, 6cyl | 19 | 17/24 | \$2,750 | 4 | |
|------------------|----|-------|---------|---|--|

CHEVROLET

Suburban C10 2WD

| | | | | | |
|-----------------|----|-------|---------|---|-----|
| A-6, 5.3L, 8cyl | 17 | 15/21 | \$3,100 | 3 | Gas |
| | 13 | 11/16 | \$3,600 | 4 | E85 |

Tahoe C10 2WD

| | | | | | |
|-----------------|----|-------|---------|---|-----|
| A-6, 5.3L, 8cyl | 17 | 15/21 | \$3,100 | 3 | Gas |
| | 13 | 11/16 | \$3,600 | 4 | E85 |

Traverse FWD

| | | | | | |
|-----------------|----|-------|---------|---|--|
| A-6, 3.6L, 6cyl | 19 | 17/24 | \$2,750 | 4 | |
|-----------------|----|-------|---------|---|--|

DODGE

Durango RWD

| | | | | | |
|-----------------|----|-------|---------|---|-----|
| A-8, 3.6L, 6cyl | 20 | 18/25 | \$2,600 | 5 | Gas |
| | 15 | 13/19 | \$3,100 | 5 | E85 |
| A-8, 5.7L, 8cyl | 17 | 14/23 | \$3,200 | 3 | Mid |

FORD

Expedition 2WD FFV

| | | | | | |
|-----------------|----|-------|---------|---|-----|
| A-6, 5.4L, 8cyl | 16 | 14/20 | \$3,300 | 3 | Gas |
| | 12 | 10/14 | \$3,850 | 3 | E85 |

| Manufacturer Model Configuration (trans, eng size, cyl) | MPG | | Annual Fuel Cost | GHG Rating | Notes |
|---|------|----------|------------------|------------|-------|
| | Comb | City/Hwy | | | |

Explorer 2WD FFV

| | | | | | |
|------------------|----|-------|---------|---|-----|
| A-S6, 3.5L, 6cyl | 20 | 17/24 | \$2,600 | 5 | Gas |
| | 15 | 13/18 | \$3,100 | 5 | E85 |

Explorer FWD

| | | | | | |
|------------------|----|-------|---------|---|---|
| A-6, 2.0L, 4cyl | 23 | 20/28 | \$2,300 | 6 | T |
| A-S6, 3.5L, 6cyl | 20 | 17/24 | \$2,600 | 5 | |

Flex FWD

| | | | | | |
|------------------|----|-------|---------|---|--|
| A-S6, 3.5L, 6cyl | 20 | 18/25 | \$2,600 | 5 | |
|------------------|----|-------|---------|---|--|

GMC

Acadia FWD

| | | | | | |
|-----------------|----|-------|---------|---|--|
| A-6, 3.6L, 6cyl | 19 | 17/24 | \$2,750 | 4 | |
|-----------------|----|-------|---------|---|--|

Yukon C10 2WD

| | | | | | |
|-----------------|----|-------|---------|---|-----|
| A-6, 5.3L, 8cyl | 17 | 15/21 | \$3,100 | 3 | Gas |
| | 13 | 11/16 | \$3,600 | 4 | E85 |
| A-6, 6.2L, 8cyl | 16 | 14/18 | \$3,300 | 3 | Gas |
| | 12 | 10/15 | \$3,850 | 3 | E85 |

Yukon XL C10 2WD

| | | | | | |
|-----------------|----|-------|---------|---|-----|
| A-6, 5.3L, 8cyl | 17 | 15/21 | \$3,100 | 3 | Gas |
| | 13 | 11/16 | \$3,600 | 4 | E85 |
| A-6, 6.2L, 8cyl | 16 | 14/18 | \$3,300 | 3 | Gas |
| | 12 | 10/15 | \$3,850 | 3 | E85 |

INFINITI

QX60 Hybrid FWD

| | | | | | |
|-------------------|----|-------|---------|---|----------|
| AV-S7, 2.5L, 4cyl | 26 | 26/28 | \$2,000 | 7 | S HEV SS |
|-------------------|----|-------|---------|---|----------|

QX80 2WD

| | | | | | |
|------------------|----|-------|---------|---|---|
| A-S7, 5.6L, 8cyl | 16 | 14/20 | \$3,500 | 3 | P |
|------------------|----|-------|---------|---|---|

JEEP

Grand Cherokee 2WD

| | | | | | |
|-----------------|----|-------|---------|---|-----|
| A-8, 3.0L, 6cyl | 25 | 22/30 | \$2,300 | 5 | D T |
| A-8, 3.6L, 6cyl | 20 | 17/25 | \$2,600 | 5 | Gas |
| | 16 | 14/19 | \$2,900 | 5 | E85 |
| A-8, 5.7L, 8cyl | 17 | 14/22 | \$3,200 | 3 | Mid |

LINCOLN

MKT FWD

| | | | | | |
|------------------|----|-------|---------|---|--|
| A-S6, 3.7L, 6cyl | 20 | 17/25 | \$2,600 | 5 | |
|------------------|----|-------|---------|---|--|

Navigator 2WD FFV

| | | | | | |
|-----------------|----|-------|---------|---|-----|
| A-6, 5.4L, 8cyl | 16 | 14/20 | \$3,300 | 3 | Gas |
| | 12 | 10/14 | \$3,850 | 3 | E85 |

MERCEDES-BENZ

ML350

| | | | | | |
|-----------------|----|-------|---------|---|---|
| A-7, 3.5L, 6cyl | 20 | 18/24 | \$2,800 | 5 | P |
|-----------------|----|-------|---------|---|---|

NISSAN

Armada 2WD

| | | | | | |
|-----------------|----|-------|---------|---|-----|
| A-5, 5.6L, 8cyl | 15 | 13/19 | \$3,500 | 2 | |
| A-5, 5.6L, 8cyl | 15 | 12/19 | \$3,500 | 2 | Gas |
| | 11 | 9/13 | \$4,250 | 2 | E85 |

Pathfinder Hybrid 2WD

| | | | | | |
|----------------|----|-------|---------|---|----------|
| AV, 2.5L, 4cyl | 26 | 25/28 | \$2,000 | 7 | S HEV SS |
|----------------|----|-------|---------|---|----------|

| Manufacturer Model Configuration (trans, eng size, cyl) | MPG | | Annual Fuel Cost | GHG Rating | Notes |
|---|------|----------|------------------|------------|-------|
| | Comb | City/Hwy | | | |

TOYOTA

4Runner 2WD

| | | | | | |
|------------------|----|-------|---------|---|--|
| A-S5, 4.0L, 6cyl | 19 | 17/22 | \$2,750 | 4 | |
|------------------|----|-------|---------|---|--|

Sequoia 2WD

| | | | | | |
|------------------|----|-------|---------|---|--|
| A-S6, 5.7L, 8cyl | 15 | 13/17 | \$3,500 | 2 | |
|------------------|----|-------|---------|---|--|

VOLVO

XC90 FWD

| | | | | | |
|------------------|----|-------|---------|---|--|
| A-S6, 3.2L, 6cyl | 19 | 16/25 | \$2,750 | 4 | |
|------------------|----|-------|---------|---|--|

STANDARD SPORT UTILITY VEHICLES 4WD

AUDI

Q7

| | | | | | |
|------------------|----|-------|---------|---|-----|
| A-S8, 3.0L, 6cyl | 22 | 19/27 | \$2,600 | 4 | D T |
| A-S8, 3.0L, 6cyl | 18 | 16/22 | \$3,100 | 4 | P S |

BMW

X5 sDrive35i

| | | | | | |
|------------------|----|-------|---------|---|--------|
| A-S8, 3.0L, 6cyl | 22 | 19/27 | \$2,550 | 5 | P T SS |
|------------------|----|-------|---------|---|--------|

X5 xDrive35d

| | | | | | |
|------------------|----|-------|---------|---|--------|
| A-S8, 3.0L, 6cyl | 26 | 23/31 | \$2,200 | 6 | D T SS |
|------------------|----|-------|---------|---|--------|

X5 xDrive35i

| | | | | | |
|------------------|----|-------|---------|---|--------|
| A-S8, 3.0L, 6cyl | 21 | 18/27 | \$2,700 | 5 | P T SS |
|------------------|----|-------|---------|---|--------|

X5 xDrive50i

| | | | | | |
|------------------|----|-------|---------|---|--------|
| A-S8, 4.4L, 8cyl | 17 | 14/22 | \$3,300 | 3 | P T SS |
|------------------|----|-------|---------|---|--------|

X6 M

| | | | | | |
|------------------|----|-------|---------|---|-----|
| A-S6, 4.4L, 8cyl | 15 | 13/17 | \$3,750 | 2 | P T |
|------------------|----|-------|---------|---|-----|

X6 xDrive35i

| | | | | | |
|------------------|----|-------|---------|---|-----|
| A-S8, 3.0L, 6cyl | 20 | 17/24 | \$2,800 | 5 | P T |
|------------------|----|-------|---------|---|-----|

X6 xDrive50i

| | | | | | |
|------------------|----|-------|---------|---|-----|
| A-S8, 4.4L, 8cyl | 17 | 14/21 | \$3,300 | 3 | P T |
|------------------|----|-------|---------|---|-----|

BUICK

Enclave AWD

| | | | | | |
|-----------------|----|-------|---------|---|--|
| A-6, 3.6L, 6cyl | 18 | 16/22 | \$2,900 | 4 | |
|-----------------|----|-------|---------|---|--|

CADILLAC

Escalade AWD

| | | | | | |
|-----------------|----|-------|---------|---|-----|
| A-6, 6.2L, 8cyl | 15 | 13/18 | \$3,500 | 2 | Gas |
| | 12 | 10/14 | \$3,850 | 3 | E85 |

Escalade ESV AWD

| | | | | | |
|-----------------|----|-------|---------|---|-----|
| A-6, 6.2L, 8cyl | 14 | 13/18 | \$3,750 | 2 | Gas |
| | 10 | 9/13 | \$4,650 | 2 | E85 |

SRX AWD

| | | | | | |
|------------------|----|-------|---------|---|--|
| A-S6, 3.6L, 6cyl | 18 | 16/23 | \$2,900 | 4 | |
|------------------|----|-------|---------|---|--|

CHEVROLET

Suburban K10 4WD

| | | | | | |
|-----------------|----|-------|---------|---|-----|
| A-6, 5.3L, 8cyl | 17 | 15/21 | \$3,100 | 3 | Gas |
| | 13 | 11/16 | \$3,600 | 4 | E85 |

Tahoe K10 4WD

| | | | | | |
|-----------------|----|-------|---------|---|-----|
| A-6, 5.3L, 8cyl | 17 | 15/21 | \$3,100 | 3 | Gas |
| | 13 | 11/16 | \$3,600 | 4 | E85 |

Traverse AWD

| | | | | | |
|-----------------|----|-------|---------|---|--|
| A-6, 3.6L, 6cyl | 19 | 16/23 | \$2,750 | 4 | |
|-----------------|----|-------|---------|---|--|

| Manufacturer Model Configuration (trans, eng size, cyl) | MPG | | Annual Fuel Cost | GHG Rating | Notes |
|---|------|----------|------------------|------------|-------|
| | Comb | City/Hwy | | | |

DODGE

Durango AWD

| | | | | | |
|-----------------|----|-------|---------|---|-----|
| A-8, 3.6L, 6cyl | 19 | 17/24 | \$2,750 | 4 | Gas |
| | 15 | 13/18 | \$3,100 | 5 | E85 |
| A-8, 5.7L, 8cyl | 16 | 14/22 | \$3,400 | 3 | Mid |

FORD

Expedition 4WD FFV

| | | | | | |
|-----------------|----|-------|---------|---|-----------|
| A-6, 5.4L, 8cyl | 15 | 13/18 | \$3,500 | 2 | Gas PT4WD |
| | 11 | 9/13 | \$4,250 | 2 | E85 |

Explorer AWD

| | | | | | |
|------------------|----|-------|---------|---|---|
| A-S6, 3.5L, 6cyl | 19 | 17/23 | \$2,750 | 4 | |
| A-S6, 3.5L, 6cyl | 18 | 16/22 | \$2,900 | 4 | T |

Explorer AWD FFV

| | | | | | |
|------------------|----|-------|---------|---|-----|
| A-S6, 3.5L, 6cyl | 19 | 17/23 | \$2,750 | 4 | Gas |
| | 14 | 12/17 | \$3,300 | 5 | E85 |

Flex AWD

| | | | | | |
|------------------|----|-------|---------|---|---|
| A-S6, 3.5L, 6cyl | 19 | 17/23 | \$2,750 | 4 | |
| A-S6, 3.5L, 6cyl | 18 | 16/23 | \$2,900 | 4 | T |

GMC

Acadia AWD

| | | | | | |
|-----------------|----|-------|---------|---|--|
| A-6, 3.6L, 6cyl | 18 | 16/23 | \$2,900 | 4 | |
|-----------------|----|-------|---------|---|--|

Yukon Denali K10 AWD

| | | | | | |
|-----------------|----|-------|---------|---|-----|
| A-6, 6.2L, 8cyl | 15 | 13/18 | \$3,500 | 2 | Gas |
| | 12 | 10/14 | \$3,850 | 3 | E85 |

Yukon K10 4WD

| | | | | | |
|-----------------|----|-------|---------|---|-----|
| A-6, 5.3L, 8cyl | 17 | 15/21 | \$3,100 | 3 | Gas |
| | 13 | 11/16 | \$3,600 | 4 | E85 |

Yukon XL K10 4WD

| | | | | | |
|-----------------|----|-------|---------|---|-----|
| A-6, 5.3L, 8cyl | 17 | 15/21 | \$3,100 | 3 | Gas |
| | 13 | 11/16 | \$3,600 | 4 | E85 |

Yukon XL K10 AWD

| | | | | | |
|-----------------|----|-------|---------|---|-----|
| A-6, 6.2L, 8cyl | 14 | 13/18 | \$3,750 | 2 | Gas |
| | 10 | 9/13 | \$4,650 | 2 | E85 |

INFINITI

QX60 Hybrid AWD

| | | | | | |
|-------------------|----|-------|---------|---|----------|
| AV-S7, 2.5L, 4cyl | 26 | 25/28 | \$2,000 | 7 | S HEV SS |
|-------------------|----|-------|---------|---|----------|

QX80 4WD

| | | | | | |
|------------------|----|-------|---------|---|---|
| A-S7, 5.6L, 8cyl | 16 | 14/20 | \$3,500 | 3 | P |
|------------------|----|-------|---------|---|---|

JEEP

Grand Cherokee 4WD

| | | | | | |
|-----------------|----|-------|---------|---|-----|
| A-8, 3.0L, 6cyl | 24 | 21/28 | \$2,400 | 4 | D T |
| A-8, 3.6L, 6cyl | 19 | 17/24 | \$2,750 | 4 | Gas |
| | 15 | 13/18 | \$3,100 | 5 | E85 |
| A-8, 5.7L, 8cyl | 16 | 14/20 | \$3,400 | 3 | Mid |

Grand Cherokee SRT8

| | | | | | |
|-----------------|----|-------|---------|---|---|
| A-8, 6.4L, 8cyl | 15 | 13/19 | \$3,750 | 2 | P |
|-----------------|----|-------|---------|---|---|

| Manufacturer Model Configuration (trans, eng size, cyl) | MPG | | Annual Fuel Cost | GHG Rating | Notes |
|---|------|----------|------------------|------------|-------|
| | Comb | City/Hwy | | | |

LAND ROVER

LR4

| | | | | | |
|------------------|----|-------|---------|---|--------|
| A-S8, 3.0L, 6cyl | 16 | 14/19 | \$3,500 | 3 | P S SS |
|------------------|----|-------|---------|---|--------|

Range Rover

| | | | | | |
|------------------|----|-------|---------|---|--------|
| A-S8, 3.0L, 6cyl | 19 | 17/23 | \$2,950 | 4 | P S SS |
| A-S8, 5.0L, 8cyl | 15 | 13/19 | \$3,750 | 2 | P S SS |

Range Rover FFV

| | | | | | |
|------------------|----|-------|---------|---|------------|
| A-S8, 3.0L, 6cyl | 19 | 17/23 | \$2,950 | 4 | Gas P S SS |
| | 14 | 12/16 | \$3,300 | 4 | E85 |
| A-S8, 5.0L, 8cyl | 16 | 14/19 | \$3,500 | 3 | Gas P S SS |
| | 11 | 9/14 | \$4,250 | 3 | E85 |

Range Rover L FFV

| | | | | | |
|------------------|----|-------|---------|---|------------|
| A-S8, 3.0L, 6cyl | 19 | 17/23 | \$2,950 | 4 | Gas P S SS |
| | 14 | 12/16 | \$3,300 | 4 | E85 |
| A-S8, 5.0L, 8cyl | 16 | 14/19 | \$3,500 | 3 | Gas P S SS |
| | 11 | 9/14 | \$4,250 | 3 | E85 |

Range Rover Sport

| | | | | | |
|------------------|----|-------|---------|---|--------|
| A-S8, 3.0L, 6cyl | 19 | 17/23 | \$2,950 | 4 | P S SS |
| A-S8, 5.0L, 8cyl | 16 | 14/19 | \$3,500 | 3 | P S SS |

Range Rover Sport FFV

| | | | | | |
|------------------|----|-------|---------|---|------------|
| A-S8, 3.0L, 6cyl | 19 | 17/23 | \$2,950 | 4 | Gas P S SS |
| | 14 | 12/16 | \$3,300 | 4 | E85 |
| A-S8, 5.0L, 8cyl | 16 | 14/19 | \$3,500 | 3 | Gas P S SS |
| | 11 | 10/14 | \$4,250 | 3 | E85 |

LEXUS

GX 460

| | | | | | |
|------------------|----|-------|---------|---|---|
| A-S6, 4.6L, 8cyl | 17 | 15/20 | \$3,300 | 3 | P |
|------------------|----|-------|---------|---|---|

LX 570

| | | | | | |
|------------------|----|-------|---------|---|---|
| A-S6, 5.7L, 8cyl | 14 | 12/17 | \$4,000 | 2 | P |
|------------------|----|-------|---------|---|---|

LINCOLN

Navigator 4WD FFV

| | | | | | |
|-----------------|----|-------|---------|---|-----------|
| A-6, 5.4L, 8cyl | 15 | 13/18 | \$3,500 | 2 | Gas PT4WD |
| | 11 | 9/13 | \$4,250 | 2 | E85 |

MERCEDES-BENZ

G550

| | | | | | |
|-----------------|----|-------|---------|---|---|
| A-7, 5.5L, 8cyl | 13 | 12/15 | \$4,350 | 1 | P |
|-----------------|----|-------|---------|---|---|

G63 AMG

| | | | | | |
|-----------------|----|-------|---------|---|-----|
| A-7, 5.5L, 8cyl | 13 | 12/14 | \$4,350 | 1 | P T |
|-----------------|----|-------|---------|---|-----|

GL350 Bluetec 4matic

| | | | | | |
|-----------------|-----------------------------|--|--|--|-----|
| A-7, 3.0L, 6cyl | Not available. See page 31. | | | | D T |
|-----------------|-----------------------------|--|--|--|-----|

GL450 4matic

| | | | | | |
|-----------------|----|-------|---------|---|-----|
| A-7, 4.7L, 8cyl | 16 | 14/19 | \$3,500 | 3 | P T |
|-----------------|----|-------|---------|---|-----|

GL550 4matic

| | | | | | |
|-----------------|----|-------|---------|---|-----|
| A-7, 4.7L, 8cyl | 15 | 13/18 | \$3,750 | 2 | P T |
|-----------------|----|-------|---------|---|-----|

GL63 AMG

| | | | | | |
|-----------------|----|-------|---------|---|-----|
| A-7, 5.5L, 8cyl | 14 | 13/17 | \$4,000 | 2 | P T |
|-----------------|----|-------|---------|---|-----|

| Manufacturer Model Configuration (trans, eng size, cyl) | MPG | | Annual Fuel Cost | GHG Rating | Notes |
|---|------|----------|------------------|------------|-------|
| | Comb | City/Hwy | | | |

ML350 4matic

| | | | | | |
|-----------------|----|-------|---------|---|-------|
| A-7, 3.5L, 6cyl | 19 | 17/22 | \$2,950 | 4 | P |
| A-7, 3.5L, 6cyl | 19 | 17/22 | \$2,950 | 4 | Gas P |
| | 15 | 13/17 | \$3,100 | 5 | E85 |

ML350 Bluetec 4matic

| | | | | | |
|-----------------|-----------------------------|--|--|--|-----|
| A-7, 3.0L, 6cyl | Not available. See page 31. | | | | D T |
|-----------------|-----------------------------|--|--|--|-----|

ML550 4matic

| | | | | | |
|-----------------|----|-------|---------|---|-----|
| A-7, 4.7L, 8cyl | 16 | 14/19 | \$3,500 | 3 | P T |
|-----------------|----|-------|---------|---|-----|

ML63 AMG

| | | | | | |
|-----------------|----|-------|---------|---|-----|
| A-7, 5.5L, 8cyl | 15 | 13/17 | \$3,750 | 2 | P T |
|-----------------|----|-------|---------|---|-----|

NISSAN

Armada 4WD

| | | | | | |
|-----------------|----|-------|---------|---|-----|
| A-5, 5.6L, 8cyl | 14 | 12/18 | \$3,750 | 2 | Gas |
| | 11 | 9/13 | \$4,250 | 2 | E85 |
| A-5, 5.6L, 8cyl | 14 | 12/18 | \$3,750 | 2 | |

Pathfinder Hybrid 4WD

| | | | | | |
|----------------|----|-------|---------|---|----------|
| AV, 2.5L, 4cyl | 26 | 25/27 | \$2,000 | 7 | S HEV SS |
|----------------|----|-------|---------|---|----------|

PORSCHE

Cayenne

| | | | | | |
|------------------|----|-------|---------|---|------|
| A-S8, 3.6L, 6cyl | 19 | 17/23 | \$2,950 | 5 | P SS |
| M-6, 3.6L, 6cyl | 17 | 15/22 | \$3,300 | 3 | P |

Cayenne Diesel

| | | | | | |
|------------------|----|-------|---------|---|-----|
| A-S8, 3.0L, 6cyl | 23 | 20/29 | \$2,500 | 5 | D T |
|------------------|----|-------|---------|---|-----|

Cayenne GTS

| | | | | | |
|-----------------|----|-------|---------|---|---|
| A-8, 4.8L, 8cyl | 16 | 14/20 | \$3,500 | 3 | P |
|-----------------|----|-------|---------|---|---|

Cayenne S

| | | | | | |
|-----------------|----|-------|---------|---|---|
| A-8, 4.8L, 8cyl | 18 | 15/22 | \$3,100 | 4 | P |
|-----------------|----|-------|---------|---|---|

Cayenne S Hybrid

| | | | | | |
|-----------------|----|-------|---------|---|------------|
| A-8, 3.0L, 6cyl | 21 | 20/24 | \$2,700 | 5 | P S HEV SS |
|-----------------|----|-------|---------|---|------------|

Cayenne Turbo

| | | | | | |
|-----------------|----|-------|---------|---|-----|
| A-8, 4.8L, 8cyl | 17 | 14/21 | \$3,300 | 3 | P T |
|-----------------|----|-------|---------|---|-----|

Cayenne Turbo S

| | | | | | |
|-----------------|----|-------|---------|---|--------|
| A-8, 4.8L, 8cyl | 15 | 13/20 | \$3,750 | 3 | P T SS |
|-----------------|----|-------|---------|---|--------|

TOYOTA

4Runner 4WD

| | | | | | |
|------------------|----|-------|---------|---|-------|
| A-S5, 4.0L, 6cyl | 18 | 17/21 | \$2,900 | 4 | PT4WD |
| A-S5, 4.0L, 6cyl | 18 | 17/21 | \$2,900 | 4 | |

Highlander AWD

| | | | | | |
|------------------|----|-------|---------|---|--|
| A-S6, 3.5L, 6cyl | 20 | 18/24 | \$2,600 | 5 | |
|------------------|----|-------|---------|---|--|

Highlander Hybrid 4WD

| | | | | | |
|---------------------|----|-------|---------|---|--------|
| ▶ AV-S6, 3.5L, 6cyl | 28 | 27/28 | \$1,900 | 7 | HEV SS |
|---------------------|----|-------|---------|---|--------|

Highlander Hybrid 4WD LE Plus

| | | | | | |
|---------------------|----|-------|---------|---|--------|
| ▶ AV-S6, 3.5L, 6cyl | 28 | 28/28 | \$1,900 | 7 | HEV SS |
|---------------------|----|-------|---------|---|--------|

Land Cruiser Wagon 4WD

| | | | | | |
|------------------|----|-------|---------|---|--|
| A-S6, 5.7L, 8cyl | 15 | 13/18 | \$3,500 | 2 | |
|------------------|----|-------|---------|---|--|

Sequoia 4WD

| | | | | | |
|------------------|----|-------|---------|---|-------|
| A-S6, 5.7L, 8cyl | 14 | 13/17 | \$3,750 | 2 | PT4WD |
|------------------|----|-------|---------|---|-------|

Sequoia 4WD FFV

| | | | | | |
|------------------|----|-------|---------|---|-----------|
| A-S6, 5.7L, 8cyl | 14 | 13/17 | \$3,750 | 2 | Gas PT4WD |
| | 10 | 9/12 | \$4,650 | 2 | E85 |

| Manufacturer Model Configuration (trans, eng size, cyl) | MPG | | Annual Fuel Cost | GHG Rating | Notes |
|---|------|----------|------------------|------------|------------|
| | Comb | City/Hwy | | | |
| VOLKSWAGEN | | | | | |
| Touareg | | | | | |
| A-S8, 3.0L, 6cyl | 23 | 20/29 | \$2,500 | 5 | D T |
| A-S8, 3.6L, 6cyl | 19 | 16/23 | \$2,950 | 4 | P |
| Touareg Hybrid | | | | | |
| A-S8, 3.0L, 6cyl | 21 | 20/24 | \$2,700 | 5 | P S HEV SS |
| VOLVO | | | | | |
| XC90 AWD | | | | | |
| A-S6, 3.2L, 6cyl | 18 | 16/23 | \$2,900 | 4 | |

DIESEL VEHICLES

Diesel-powered vehicles typically get 30-35% more miles per gallon than comparable vehicles powered by gasoline. Diesel engines are inherently more energy-efficient, and diesel fuel contains 10% more energy per gallon than gasoline. In addition, new advances in diesel engine technology have improved performance, reduced engine noise and fuel odor, and decreased emissions of harmful air pollutants. Ultra-low sulfur diesel fuels also help reduce emissions from these vehicles.

Annual fuel costs below are estimated assuming 15,000 miles of travel each year (55% city and 45% highway) and a diesel fuel cost of \$3.85 per gallon.

| Manufacturer Model Configuration (trans, eng size, cyl) | MPG | | Annual Fuel Cost | GHG Rating | Notes | Manufacturer Model Configuration (trans, eng size, cyl) | MPG | | Annual Fuel Cost | GHG Rating | Notes |
|---|------|-------------------------|------------------|------------|--------|---|------|----------|------------------|------------|--------|
| | Comb | City/Hwy | | | | | Comb | City/Hwy | | | |
| SUBCOMPACT CARS | | | | | | LARGE CARS | | | | | |
| VOLKSWAGEN | | | | | | AUDI | | | | | |
| Beetle Convertible | | | | | | A8 L | | | | | |
| AM-S6, 2.0L, 4cyl | 31 | 27/38 | \$1,850 | 7 | D T | A-S8, 3.0L, 6cyl | 28 | 24/36 | \$2,050 | 6 | D T SS |
| M-6, 2.0L, 4cyl | 30 | 27/39 | \$1,900 | 7 | D T | | | | | | |
| COMPACT CARS | | | | | | SMALL STATION WAGONS | | | | | |
| BMW | | | | | | BMW | | | | | |
| 328d | | | | | | 328d xDrive Sports Wagon | | | | | |
| A-S8, 2.0L, 4cyl | 37 | 32/45 | \$1,550 | 8 | D T | A-S8, 2.0L, 4cyl | 35 | 31/43 | \$1,650 | 8 | D T |
| 328d xDrive | | | | | | VOLKSWAGEN | | | | | |
| A-S8, 2.0L, 4cyl | 35 | 31/43 | \$1,650 | 8 | D T | Jetta SportWagen | | | | | |
| VOLKSWAGEN | | | | | | AM-S6, 2.0L, 4cyl | | | | | |
| Beetle | | | | | | M-6, 2.0L, 4cyl | | | | | |
| AM-S6, 2.0L, 4cyl | 32 | 28/40 | \$1,800 | 7 | D T | AM-S6, 2.0L, 4cyl | 32 | 29/37 | \$1,800 | 7 | D T |
| M-6, 2.0L, 4cyl | 30 | 27/39 | \$1,900 | 7 | D T | M-6, 2.0L, 4cyl | 32 | 29/39 | \$1,800 | 7 | D T |
| Golf | | | | | | STANDARD PICKUP TRUCKS 2WD | | | | | |
| AM-S6, 2.0L, 4cyl | 32 | 29/37 | \$1,800 | 7 | D T | RAM | | | | | |
| M-6, 2.0L, 4cyl | 32 | 29/39 | \$1,800 | 7 | D T | 1500 2WD | | | | | |
| Jetta | | | | | | A-8, 3.0L, 6cyl | | | | | |
| AM-S6, 2.0L, 4cyl | 32 | 29/37 | \$1,800 | 7 | D T | A-8, 3.0L, 6cyl | 23 | 20/28 | \$2,500 | 5 | D T |
| M-6, 2.0L, 4cyl | 32 | 29/39 | \$1,800 | 7 | D T | STANDARD PICKUP TRUCKS 4WD | | | | | |
| MIDSIZE CARS | | | | | | RAM | | | | | |
| AUDI | | | | | | 1500 4WD | | | | | |
| A6 quattro | | | | | | A-8, 3.0L, 6cyl | | | | | |
| A-S8, 3.0L, 6cyl | 29 | 24/38 | \$2,000 | 7 | D T SS | A-8, 3.0L, 6cyl | 22 | 19/27 | \$2,600 | 4 | D T |
| A7 quattro | | | | | | SMALL SPORT UTILITY VEHICLES 4WD | | | | | |
| A-S8, 3.0L, 6cyl | 29 | 24/38 | \$2,000 | 7 | D T SS | AUDI | | | | | |
| BMW | | | | | | Q5 | | | | | |
| 535d | | | | | | A-S8, 3.0L, 6cyl | | | | | |
| A-S8, 3.0L, 6cyl | 30 | 26/38 | \$1,900 | 7 | D T | A-S8, 3.0L, 6cyl | 26 | 23/30 | \$2,200 | 6 | D T SS |
| 535d xDrive | | | | | | MERCEDES-BENZ | | | | | |
| A-S8, 3.0L, 6cyl | 30 | 26/37 | \$1,900 | 7 | D T | GLK250 Bluetec 4matic | | | | | |
| CHEVROLET | | | | | | A-7, 2.1L, 4cyl | | | | | |
| Cruze | | | | | | 28 24/33 \$2,050 6 D T SS | | | | | |
| A-S6, 2.0L, 4cyl | 33 | 27/46 | \$1,750 | 7 | D T | STANDARD SPORT UTILITY VEHICLES 2WD | | | | | |
| MERCEDES-BENZ | | | | | | JEEP | | | | | |
| E250 Bluetec | | | | | | Grand Cherokee 2WD | | | | | |
| A-7, 2.1L, 4cyl | | * Currently unavailable | | | D T SS | A-8, 3.0L, 6cyl | 25 | 22/30 | \$2,300 | 5 | D T |
| E250 Bluetec 4matic | | | | | | STANDARD SPORT UTILITY VEHICLES 2WD | | | | | |
| A-7, 2.1L, 4cyl | | * Currently unavailable | | | D T SS | JEEP | | | | | |
| VOLKSWAGEN | | | | | | Grand Cherokee 2WD | | | | | |
| Passat | | | | | | A-8, 3.0L, 6cyl | | | | | |
| AM-S6, 2.0L, 4cyl | 34 | 30/40 | \$1,700 | 8 | D T | A-8, 3.0L, 6cyl | 25 | 22/30 | \$2,300 | 5 | D T |
| M-6, 2.0L, 4cyl | | * Currently unavailable | | | D T | STANDARD SPORT UTILITY VEHICLES 2WD | | | | | |

* Data not available. For additional information, please visit <http://www.fueleconomy.gov/feg/VW.shtml> <https://www.fueleconomy.gov/feg/mercedesPending.shtml>.

| Manufacturer Model Configuration (trans, eng size, cyl) | MPG | | Annual Fuel Cost | GHG Rating | Notes |
|--|-------------------------|----------|------------------------|---------------|--------|
| | Comb | City/Hwy | | | |
| STANDARD SPORT UTILITY VEHICLES 4WD | | | | | |
| AUDI | | | | | |
| Q7 | | | | | |
| A-S8, 3.0L, 6cyl | 22 | 19/27 | \$2,600 | 4 | D T |
| BMW | | | | | |
| X5 xDrive35d | | | | | |
| A-S8, 3.0L, 6cyl | 26 | 23/31 | \$2,200 | 6 | D T SS |
| JEEP | | | | | |
| Grand Cherokee 4WD | | | | | |
| A-8, 3.0L, 6cyl | 24 | 21/28 | \$2,400 | 5 | D T |
| MERCEDES-BENZ | | | | | |
| GL350 Bluetec 4matic | | | | | |
| A-7, 3.0L, 6cyl | * Currently unavailable | | | | D T |
| ML350 Bluetec 4matic | | | | | |
| A-7, 3.0L, 6cyl | * Currently unavailable | | | | D T |
| PORSCHE | | | | | |
| Cayenne Diesel | | | | | |
| A-S8, 3.0L, 6cyl | 23 | 20/29 | \$2,500 | 5 | D T |
| VOLKSWAGEN | | | | | |
| Touareg | | | | | |
| A-S8, 3.0L, 6cyl | 23 | 20/29 | \$2,500 | 5 | D T |

COMPRESSED NATURAL GAS VEHICLES

Compressed natural gas (CNG) vehicles produce fewer smog-forming and greenhouse gas pollutants and reduce our dependence on petroleum. CNG fuel is normally dispensed in "equivalent gallons," where one gasoline gallon equivalent is equal to 121.5 standard cubic feet of natural gas.

| | Transmission Type/Speeds | Engine Size/ Cylinders | MPGe Comb/City/Hwy | Annual Fuel cost | Driving Range (miles) |
|-------------------------------------|--------------------------|------------------------|--------------------|------------------|-----------------------|
| COMPACT CARS | | | | | |
| HONDA | | | | | |
| Civic Natural Gas | A-5 | 1.8L, 4cyl | 31/27/38 | \$950 | 192 |
| SPECIAL PURPOSE VEHICLES 2WD | | | | | |
| MOBILITY VENTURES LLC | | | | | |
| MV-1 CNG | A-4 | 4.6L, 8cyl | 13/12/16 | \$2,300 | 219 |

FUEL CELL VEHICLES

Fuel cell vehicles (FCVs) may not reach the mass market for a decade or more, but a limited number will be available for sale or lease in 2013-14 to demonstration fleets in areas with a readily accessible hydrogen supply. FCVs are propelled by electric motors powered by fuel cells, which produce electricity from the chemical energy of hydrogen. Fuel cell technology is more efficient than internal combustion engines and environmentally cleaner—the only by-product of a hydrogen fuel cell is water. However, several challenges must be overcome before FCVs are mass-marketed and sold at local dealerships. For more information about FCVs, visit www.fueleconomy.gov and the Fuel Cell Technologies Program website at www.eere.energy.gov/hydrogenandfuelcells/.

| | Fuel Cell Type | Motor Type & Power | Battery Type & Rating | Fuel Type | Miles Per Kilogram Comb/City/Hwy | Driving Range (miles) |
|---------------------|----------------|---------------------------------------|-----------------------|-----------|--|-----------------------|
| MIDSIZE CARS | | | | | | |
| HONDA | | | | | | |
| FCX Clarity | PEM* | 100 kW DC Permanent Magnet, brushless | 288V Li-Ion | Hydrogen | MPGe 60 / 59 / 61 MPK† 59 / 58 / 60 | 231 |

Note: The 2014 FCX Clarity will be available for lease to customers in Southern California—limited availability.

* Proton Exchange Membrane

† Miles per kilogram

ELECTRIC VEHICLES

Electric vehicles (EVs), also called "battery electric vehicles," are propelled by one or more electric motors powered by rechargeable battery packs. EVs are energy-efficient and reduce our dependence on petroleum since electricity is produced from domestic resources. They emit no tailpipe pollutants, although the power plant producing the electricity may emit pollution.

Electric motors have several performance benefits. They are quiet, have instant torque for quick acceleration, and require less maintenance than internal combustion engines.

Current EVs have a shorter driving range than gasoline or hybrid vehicles, and their range is more sensitive to driving style, driving

conditions, and accessory use. Fully recharging the battery pack can take several hours—though a "quick charge" to 80% capacity may take as little as 30 minutes—and options for charging the vehicle away from home may be limited. EVs are also more expensive than comparable conventional vehicles and hybrids due to the cost of the large battery packs. Still, manufacturers are working hard to improve the driving range and reduce the cost of these vehicles, and public charging stations are becoming more common.

A federal income tax credit of up to \$7,500 is currently available to consumers purchasing a qualifying EV. Visit www.fueleconomy.gov for additional information on EVs, including tax incentives.

| Model | Motor | Battery Type | Fuel Economy (comb/city/hwy) | | Range* (miles) | Charge Time (hrs @ 240V) | GHG Rating | Annual Fuel Cost |
|-------------------------------------|--|--------------|------------------------------|------------|----------------|--------------------------|------------|------------------|
| | | | MPGe | kWH/100 mi | | | | |
| TWO SEATER CARS | | | | | | | | |
| SMART | | | | | | | | |
| fortwo electric drive convertible | 55 kW DCPM† | Li-Ion | 107/122/93 | 32/28/36 | 68 | 6 | 10 | \$600 |
| fortwo electric drive coupe | 55 kW DCPM† | Li-Ion | 107/122/93 | 32/28/36 | 68 | 6 | 10 | \$600 |
| MINICOMPACT CARS | | | | | | | | |
| FIAT | | | | | | | | |
| 500e | 82 kW ACIPM‡ | Li-Ion | 116/122/108 | 29/28/31 | 87 | 4 | 10 | \$500 |
| SUBCOMPACT CARS | | | | | | | | |
| BMW | | | | | | | | |
| i3 BEV | 125 kW AC Induction‡ | Li-Ion | 124/137/111 | 27/25/30 | 81 | 4 | 10 | \$500 |
| CHEVROLET | | | | | | | | |
| Spark EV | 104 kW AC Induction‡ | Li-Ion | 119/128/109 | 28/26/31 | 82 | 7 | 10 | \$500 |
| MITSUBISHI | | | | | | | | |
| i-MiEV | 49 kW DCPM† | Li-Ion | 112/126/99 | 30/27/34 | 62 | 7 | 10 | \$550 |
| COMPACT CARS | | | | | | | | |
| FORD | | | | | | | | |
| Focus Electric | 107 kW AC PMSM§ | Li-Ion | 105/110/99 | 32/31/34 | 76 | 3.6 | 10 | \$600 |
| MIDSIZE CARS | | | | | | | | |
| MERCEDES-BENZ | | | | | | | | |
| B-Class Electric Drive | 132 kW AC Induction‡ | Li-Ion | 84/85/83 | 40/40/41 | 87 | 3.5 | 10 | \$700 |
| NISSAN | | | | | | | | |
| Leaf | 80 kW DCPM† | Li-Ion | 114/126/101 | 30/27/33 | 84 | 8 | 10 | \$550 |
| LARGE CARS | | | | | | | | |
| TESLA | | | | | | | | |
| Model S (60 kW-hr battery pack) | 225 kW AC Induction (60 kW-hr battery pack)‡ | Li-Ion | 95/94/97 | 35/36/35 | 208 | 10 | 10 | \$650 |
| Model S (85 kW-hr battery pack) | 270 kW AC Induction (85 kW-hr battery pack)‡ | Li-Ion | 89/88/90 | 38/38/37 | 265 | 12 | 10 | \$700 |
| Model S AWD (85 kW-hr battery pack) | 180 and 350 kW AC Induction (85 kW-hr battery pack)‡ | Li-Ion | 89/86/94 | 38/39/36 | 242 | 12 | 10 | \$700 |

| Model | Motor | Battery Type | Fuel Economy (comb/city/hwy) | | Range* (miles) | Charge Time (hrs @ 240V) | GHG Rating | Annual Fuel Cost |
|---|----------------------|--------------|------------------------------|------------|----------------|--------------------------|------------|------------------|
| | | | MPGe | kWH/100 mi | | | | |
| SMALL STATION WAGONS | | | | | | | | |
| HONDA | | | | | | | | |
| Fit EV | 92 kW DCPM† | Li-Ion | 118/132/105 | 29/26/32 | 82 | 4 | 10 | \$500 |
| SMALL SPORT UTILITY VEHICLES 2WD | | | | | | | | |
| BYD | | | | | | | | |
| e6 | 75 kW AC PMSM§ | Li-Ion | 63/61/65 | 54/55/52 | 127 | 6 | 10 | \$950 |
| TOYOTA | | | | | | | | |
| RAV4 EV | 115 kW AC Induction‡ | Li-Ion | 76/78/74 | 44/43/46 | 103 | 6 | 10 | \$800 |

* Range for combined city/highway driving (55% city and 45% highway)

† Direct current permanent magnet brushless motor

‡ Alternating current induction motor

§ Permanent magnet synchronous motor

PLUG-IN HYBRID ELECTRIC VEHICLES

Plug-in hybrid electric vehicles (PHEVs) are hybrids with high-capacity batteries that can be charged by plugging them into an electrical outlet or charging station. PHEVs can store enough electricity from the power grid to significantly reduce their petroleum consumption under typical driving conditions.

There are two basic PHEV configurations:

- **Series PHEVs, also called Extended Range Electric Vehicles (EREVs).** The electric motor of these vehicles is the only power source that turns the wheels; the gasoline engine only generates electricity. Series PHEVs can run solely on electricity until the battery needs to be recharged. The gasoline engine will then generate the electricity needed to power the electric motor. For short trips, these vehicles may not use any gasoline.
- **Parallel or Blended PHEVs.** Both the engine and electric motor are mechanically connected to the wheels, and both may propel the vehicle. The vehicle may operate using both electricity and gasoline at the same time, using electricity only, or using gasoline only.

PHEVs also have different battery capacities, allowing some to travel farther on electricity than others. PHEV fuel economy, like that of EVs and regular hybrids, can be sensitive to driving style, driving conditions, and accessory use. When operating in pure electric mode, PHEVs emit no tailpipe pollutants, although the power plant producing the electricity may emit pollution.

Charging a PHEV's battery typically takes several hours, but a "quick charge" to 80% capacity may take 30 minutes or less. However, PHEVs don't have to be plugged in to be driven. They can be fueled solely with gasoline, like a conventional hybrid, but they will not achieve maximum range or fuel economy without charging.

PHEVs use less petroleum and cost less to fuel than conventional hybrids, but they are more expensive to purchase.

A federal income tax credit of up to \$7,500 is currently available to consumers purchasing a qualifying PHEV. Visit www.fueleconomy.gov for additional information on PHEVs, including tax incentives.

| Manufacturer Model Eng. Size/No. Cyl. Elec. Motor | Fuel | Fuel Economy Combined MPGe | Range (miles) | Total Range* (miles) | Charge Time (hrs @ 240) | GHG Rating | Annual Fuel Cost |
|---|------------------------|-----------------------------------|------------------|----------------------------|----------------------------------|---------------|------------------------|
| | | Comb / City / Hwy MPG | | | | | |
| TWO SEATER CARS | | | | | | | |
| MCLAREN AUTOMOTIVE | | | | | | | |
| P1 | | | | | | | |
| 3.8L, 8cyl, 132kW | Electricity + Gasoline | 18 MPGe ([25kWh +4.8 gal]/100 mi) | 19 | 300 | 3 | 4 | \$3,150 |
| | Premium Gasoline | 17 / 16 / 20 | 284 | | | | |
| SUBCOMPACT CARS | | | | | | | |
| BMW | | | | | | | |
| i3 REX | | | | | | | |
| 0.6L, 2cyl, 125kW | Electricity | 117 MPGe (29kWh/100 mi) | 72 | 150 | 4 | 10 | \$700 |
| | Premium Gasoline | 39 / 41 / 37 | 74 | | | | |
| i8 | | | | | | | |
| 1.5L, 3cyl, 96kW | Electricity + Gasoline | 76 MPGe ([43kWh +0.1 gal]/100 mi) | 15 | 330 | 2 | 10 | \$1,550 |
| | Premium Gasoline | 28 / 28 / 29 | 311 | | | | |
| CADILLAC | | | | | | | |
| ELR | | | | | | | |
| 1.4L, 4cyl, 126 kW | Electricity | 82 MPGe (41kWh/100 mi) | 37 | 340 | 5 | 10 | \$1,050 |
| | Premium Gasoline | 33 / 31 / 35 | 307 | | | | |
| COMPACT CARS | | | | | | | |
| CHEVROLET | | | | | | | |
| Volt | | | | | | | |
| 1.4L, 4cyl, 111 kW 3 phase AC | Electricity | 98 MPGe (35kWh/100 mi) | 38 | 380 | 4 | 10 | \$900 |
| | Premium Gasoline | 37 / 35 / 40 | 344 | | | | |
| MIDSIZE CARS | | | | | | | |
| FORD | | | | | | | |
| C-MAX Energi Plug-in Hybrid | | | | | | | |
| 2.0L, 4cyl, 68 kW DCPM‡ | Electricity + Gasoline | 88 MPGe ([37kWh +0 gal]/100 mi) | 20 | 550 | 2.5 | 10 | \$1,050 |
| | Gasoline | 38 / 40 / 36 | 532 | | | | |
| Fusion Energi Plug-in Hybrid | | | | | | | |
| 2.0L, 4cyl, 68 kW DCPM‡ | Electricity + Gasoline | 88 MPGe ([37kWh +0 gal]/100 mi) | 20 | 550 | 2.5 | 10 | \$1,050 |
| | Gasoline | 38 / 40 / 36 | 532 | | | | |
| HONDA | | | | | | | |
| Accord Plug-in Hybrid | | | | | | | |
| 2.0L, 4cyl, 124 kW DCPM‡ | Electricity + Gasoline | 115 MPGe ([29kWh +0 gal]/100 mi)§ | 13§ | 570 | 0.67 | 10 | \$950 |
| | Gasoline | 46 / 47 / 46 | 561 | | | | |
| TOYOTA | | | | | | | |
| Prius Plug-in Hybrid | | | | | | | |
| 1.8L, 4cyl, 18 kW AC | Electricity + Gasoline | 95 MPGe ([29kWh +0.2 gal]/100 mi) | 11 | 540 | 1.5 | 10 | \$950 |
| | Gasoline | 50 / 51 / 49 | 530 | | | | |

| Manufacturer Model Eng. Size/No. Cyl, Elec. Motor | Fuel | Fuel Economy | Range (miles) | Total Range* (miles) | Charge Time (hrs @ 240) | GHG Rating | Annual Fuel Cost |
|---|------------------------|-----------------------------------|------------------|----------------------------|----------------------------------|---------------|------------------------|
| | | Combined MPGe | | | | | |
| LARGE CARS | | | | | | | |
| PORSCHE | | | | | | | |
| Panamera S E-Hybrid | | | | | | | |
| 3.0L, 6cyl, 70 kW | Electricity + Gasoline | 50 MPGe ([52kWh +0.5 gal]/100 mi) | 16 | 540 | 3 | 9 | \$1,850 |
| | Premium Gasoline | 25 / 23 / 29 | NA | | | | |

* Total range is rounded to the nearest 10 miles.

† Only available in selected areas of the U.S.

‡ Direct current permanent magnet brushless motor.

§ This vehicle did not use any gasoline for the first 13 miles in EPA tests. However, depending on how you drive the vehicle, you may use both gasoline and electricity during the first 13 miles following a full charge.

HYBRID-ELECTRIC VEHICLES

It's no coincidence that some of the most fuel-efficient vehicles for the 2014 model year are hybrid-electric vehicles (HEVs). Hybrids combine the best features of the internal combustion engine with an electric motor and can significantly improve fuel economy without sacrificing performance or driving range. HEVs may also be configured to provide increased performance rather than fuel economy.

HEVs are primarily propelled by an internal combustion engine, just like conventional vehicles. However, they also convert energy normally wasted during coasting and braking into electricity, which is stored in a battery until needed by the electric motor. The electric motor assists the engine when accelerating or hill climbing and at low speeds where internal combustion engines are least efficient. Unlike all-electric vehicles, HEVs do not need to be plugged into an external source of electricity to be recharged; conventional gasoline and regenerative braking provide all the energy the vehicle needs.

Annual fuel cost is estimated assuming 15,000 miles of travel each year (55% city and 45% highway) and a fuel cost of \$3.50 per gallon for regular unleaded gasoline or \$3.75 for premium gasoline.

| Manufacturer Model Configuration (trans, eng size, cyl) | MPG | | Annual Fuel Cost | GHG Rating | Battery Type | Manufacturer Model Configuration (trans, eng size, cyl) | MPG | | Annual Fuel Cost | GHG Rating | Battery Type |
|---|------|----------|------------------|------------|-----------------|---|------|----------|------------------|------------|--------------|
| | Comb | City/Hwy | | | | | Comb | City/Hwy | | | |
| TWO SEATER CARS | | | | | | MIDSIZE CARS | | | | | |
| FERRARI | | | | | | ACURA | | | | | |
| LaFerrari Hybrid | | | | | | RLX Hybrid | | | | | |
| AM-7, 6.3L, 12cyl | 14 | 12/16 | \$4,000 | 2 | Two 480V Li-Ion | A-S7, 3.5L, 6cyl | 30 | 28/32 | \$1,900 | 8 | 260V Li-Ion |
| HONDA | | | | | | BMW | | | | | |
| CR-Z | | | | | | ActiveHybrid 5 | | | | | |
| AV-S7, 1.5L, 4cyl | 37 | 36/39 | \$1,400 | 9 | 144V Li-Ion | A-S8, 3.0L, 6cyl | 26 | 23/30 | \$2,150 | 7 | 374V Li-Ion |
| M-6, 1.5L, 4cyl | 34 | 31/38 | \$1,550 | 8 | 144V Li-Ion | BUICK | | | | | |
| COMPACT CARS | | | | | | LaCrosse eAssist | | | | | |
| ACURA | | | | | | A-S6, 2.4L, 4cyl 29 25/36 \$1,800 7 115V Li-Ion | | | | | |
| ILX Hybrid | | | | | | Regal eAssist | | | | | |
| AV-S7, 1.5L, 4cyl | 38 | 39/38 | \$1,500 | 9 | 144V Li-Ion | A-S6, 2.4L, 4cyl | 29 | 25/36 | \$1,800 | 7 | 115V Li-Ion |
| BMW | | | | | | CHEVROLET | | | | | |
| ActiveHybrid 3 | | | | | | Malibu eAssist | | | | | |
| A-S8, 3.0L, 6cyl | 28 | 25/33 | \$2,000 | 7 | 374V Li-Ion | A-S6, 2.4L, 4cyl | 29 | 25/36 | \$1,800 | 7 | 115V Li-Ion |
| HONDA | | | | | | FORD | | | | | |
| Civic Hybrid | | | | | | Fusion Hybrid FWD | | | | | |
| AV, 1.5L, 4cyl | 45 | 44/47 | \$1,150 | 10 | 144V Li-Ion | AV, 2.0L, 4cyl | 42 | 44/41 | \$1,250 | 9 | 280V Li-Ion |
| Insight | | | | | | HONDA | | | | | |
| AV-S7, 1.3L, 4cyl | 42 | 41/44 | \$1,250 | 9 | 101V Ni-MH | Accord Hybrid | | | | | |
| AV, 1.3L, 4cyl | 42 | 41/44 | \$1,250 | 9 | 101V Ni-MH | AV, 2.0L, 4cyl | 47 | 50/45 | \$1,100 | 10 | 259V Li-Ion |
| INFINITI | | | | | | HYUNDAI | | | | | |
| Q50 Hybrid | | | | | | Sonata Hybrid | | | | | |
| A-S7, 3.5L, 6cyl | 31 | 29/36 | \$1,800 | 8 | 346V Li-Ion | AM-6, 2.4L, 4cyl | 38 | 36/40 | \$1,400 | 9 | 270V Li-Ion |
| Q50 Hybrid AWD | | | | | | Sonata Hybrid Limited | | | | | |
| A-S7, 3.5L, 6cyl | 30 | 28/35 | \$1,900 | 8 | 346V Li-Ion | AM-6, 2.4L, 4cyl | 37 | 36/40 | \$1,400 | 9 | 270V Li-Ion |
| Q50S Hybrid | | | | | | INFINITI | | | | | |
| A-S7, 3.5L, 6cyl | 30 | 28/34 | \$1,900 | 8 | 346V Li-Ion | Q70 Hybrid | | | | | |
| Q50S Hybrid AWD | | | | | | A-S7, 3.5L, 6cyl 31 29/34 \$1,800 8 346V Li-Ion | | | | | |
| A-S7, 3.5L, 6cyl | 28 | 27/31 | \$2,000 | 7 | 346V Li-Ion | KIA | | | | | |
| LEXUS | | | | | | Optima Hybrid | | | | | |
| CT 200h | | | | | | AM-6, 2.4L, 4cyl 38 36/40 \$1,400 9 270V Li-Ion | | | | | |
| AV, 1.8L, 4cyl | 42 | 43/40 | \$1,250 | 9 | 202V Ni-MH | Optima Hybrid EX | | | | | |
| TOYOTA | | | | | | AM-6, 2.4L, 4cyl 37 35/39 \$1,400 9 270V Li-Ion | | | | | |
| Prius c | | | | | | LEXUS | | | | | |
| AV, 1.5L, 4cyl | 50 | 53/46 | \$1,050 | 10 | 144V Ni-MH | ES 300h | | | | | |
| VOLKSWAGEN | | | | | | AV-S6, 2.5L, 4cyl 40 40/39 \$1,300 9 245V Ni-MH | | | | | |
| Jetta Hybrid | | | | | | GS 450h | | | | | |
| AM-S7, 1.4L, 4cyl | 45 | 42/48 | \$1,250 | 10 | 220V Li-Ion | AV-S8, 3.5L, 6cyl | 31 | 29/34 | \$1,800 | 8 | 288V Ni-MH |
| | | | | | | LS 600h L | | | | | |
| | | | | | | AV-S8, 5.0L, 8cyl 20 19/23 \$2,800 5 288V Ni-MH | | | | | |

| Manufacturer Model Configuration (trans, eng size, cyl) | MPG | | Annual Fuel Cost | GHG Rating | Battery Type |
|---|------|----------|------------------|------------|--------------|
| | Comb | City/Hwy | | | |
| LINCOLN | | | | | |
| MKZ Hybrid FWD | | | | | |
| AV, 2.0L, 4cyl | 38 | 38/37 | \$1,400 | 9 | 280V Li-Ion |
| MERCEDES-BENZ | | | | | |
| E400 Hybrid | | | | | |
| A-7, 3.5L, 6cyl | 26 | 24/30 | \$2,150 | 7 | 126V Li-Ion |
| TOYOTA | | | | | |
| Avalon Hybrid | | | | | |
| AV-S6, 2.5L, 4cyl | 40 | 40/39 | \$1,300 | 9 | 245V Ni-MH |
| Camry Hybrid LE | | | | | |
| AV, 2.5L, 4cyl | 41 | 43/39 | \$1,300 | 9 | 245V Ni-MH |
| Camry Hybrid XLE/SE | | | | | |
| AV, 2.5L, 4cyl | 40 | 40/38 | \$1,300 | 9 | 245V Ni-MH |
| Prius | | | | | |
| AV, 1.8L, 4cyl | 50 | 51/48 | \$1,050 | 10 | 202V Ni-MH |

LARGE CARS

| | | | | | |
|-------------------------|----|-------|---------|---|-------------|
| BMW | | | | | |
| ActiveHybrid 7L | | | | | |
| A-S8, 3.0L, 6cyl | 25 | 22/30 | \$2,250 | 6 | 374V Li-Ion |
| CHEVROLET | | | | | |
| Impala eAssist | | | | | |
| A-S6, 2.4L, 4cyl | 29 | 25/35 | \$1,800 | 7 | 115V Li-Ion |
| FORD | | | | | |
| C-MAX Hybrid FWD | | | | | |
| AV, 2.0L, 4cyl | 40 | 42/37 | \$1,300 | 9 | 280V Li-Ion |

MIDSIZE STATION WAGONS

| | | | | | |
|----------------|----|-------|---------|---|------------|
| TOYOTA | | | | | |
| Prius v | | | | | |
| AV, 1.8L, 4cyl | 42 | 44/40 | \$1,250 | 9 | 202V Ni-MH |

SMALL SPORT UTILITY VEHICLES 2WD

| | | | | | |
|-------------------|----|-------|---------|---|------------|
| LEXUS | | | | | |
| RX 450h | | | | | |
| AV-S6, 3.5L, 6cyl | 30 | 32/28 | \$1,900 | 8 | 288V Ni-MH |

SMALL SPORT UTILITY VEHICLES 4WD

| | | | | | |
|--------------------------------|----|-------|---------|---|-------------|
| AUDI | | | | | |
| Q5 Hybrid | | | | | |
| A-S8, 2.0L, 4cyl | 26 | 24/30 | \$2,150 | 7 | 266V Li-Ion |
| LEXUS | | | | | |
| RX 450h AWD | | | | | |
| AV-S6, 3.5L, 6cyl | 29 | 30/28 | \$1,950 | 7 | 288V Ni-MH |
| SUBARU | | | | | |
| XV Crosstrek Hybrid AWD | | | | | |
| AV, 2.0L, 4cyl | 31 | 29/33 | \$1,700 | 8 | 101V Ni-MH |

STANDARD SPORT UTILITY VEHICLES 2WD

| | | | | | |
|------------------------------|----|-------|---------|---|-------------|
| INFINITI | | | | | |
| QX60 Hybrid FWD | | | | | |
| AV-S7, 2.5L, 4cyl | 26 | 26/28 | \$2,000 | 7 | 144V Li-Ion |
| NISSAN | | | | | |
| Pathfinder Hybrid 2WD | | | | | |
| AV, 2.5L, 4cyl | 26 | 25/28 | \$2,000 | 7 | 144V Li-Ion |

STANDARD SPORT UTILITY VEHICLES 4WD

| | | | | | |
|--------------------------------------|----|-------|---------|---|-------------|
| INFINITI | | | | | |
| QX60 Hybrid AWD | | | | | |
| AV-S7, 2.5L, 4cyl | 26 | 25/28 | \$2,000 | 7 | 144V Li-Ion |
| NISSAN | | | | | |
| Pathfinder Hybrid 4WD | | | | | |
| AV, 2.5L, 4cyl | 26 | 25/27 | \$2,000 | 7 | 144V Li-Ion |
| PORSCHE | | | | | |
| Cayenne S Hybrid | | | | | |
| A-8, 3.0L, 6cyl | 21 | 20/24 | \$2,700 | 5 | 288V Ni-MH |
| TOYOTA | | | | | |
| Highlander Hybrid 4WD | | | | | |
| AV-S6, 3.5L, 6cyl | 28 | 27/28 | \$1,900 | 7 | 288V Ni-MH |
| Highlander Hybrid 4WD LE Plus | | | | | |
| AV-S6, 3.5L, 6cyl | 28 | 28/28 | \$1,900 | 7 | 288V Ni-MH |
| VOLKSWAGEN | | | | | |
| Touareg Hybrid | | | | | |
| A-S8, 3.0L, 6cyl | 21 | 20/24 | \$2,700 | 5 | 288V Ni-MH |

ETHANOL FLEXIBLE FUEL VEHICLES

Ethanol flexible fuel vehicles (FFVs) are designed by the original manufacturer to operate on gasoline, E85, or any mixture of the two fuels. Annual fuel cost is estimated assuming 15,000 miles of travel each year (55% city and 45% highway) and an average fuel cost of \$3.10 per gallon for E85, \$3.50 per gallon for regular unleaded gasoline, and \$3.75 per gallon for premium unleaded gasoline. The price of ethanol is highly variable from region to region; it is typically lower in the Midwestern United States and higher in other areas. Therefore, actual consumer experience may differ significantly from the annual fuel cost estimate presented here.

Fuel economy and driving range values are shown for both gasoline and E85. When operating your FFV on mixtures of gasoline and E85, such as when alternating between using these fuels, your driving range and fuel economy values will be somewhere between those listed for the two fuels, depending on the actual percentage of gasoline and E85 in the tank.

| Manufacturer Model Configuration (trans, eng size, cyl) | MPG | | Annual Fuel Cost | GHG Rating | Fuel | Range (miles) | Manufacturer Model Configuration (trans, eng size, cyl) | MPG | | Annual Fuel Cost | GHG Rating | Fuel | Range (miles) |
|---|------|----------|------------------|------------|------|---------------|---|-------|----------|------------------|------------|------|---------------|
| | Comb | City/Hwy | | | | | | Comb | City/Hwy | | | | |
| SUBCOMPACT CARS | | | | | | | FORD | | | | | | |
| AUDI | | | | | | | Focus FWD FFV | | | | | | |
| A5 Cabriolet quattro | | | | | | | AM-6, 2.0L, 4cyl | | | | | | |
| A-S8, 2.0L, 4cyl | 24 | 20/29 | \$2,350 | 6 | P | 406 | 30 | 26/37 | \$1,750 | 8 | Gas | 372 | |
| | 16 | 14/20 | \$2,900 | 6 | E85 | 270 | 23 | 20/28 | \$2,000 | 8 | E85 | 285 | |
| A5 quattro | | | | | | | A-S6, 2.0L, 4cyl | | | | | | |
| A-S8, 2.0L, 4cyl | 24 | 20/29 | \$2,350 | 6 | P | 406 | 30 | 26/37 | \$1,750 | 8 | Gas | 372 | |
| | 16 | 14/20 | \$2,900 | 6 | E85 | 270 | 23 | 20/28 | \$2,000 | 8 | E85 | 285 | |
| BENTLEY | | | | | | | M-5, 2.0L, 4cyl | | | | | | |
| Continental GT Speed Convertible | | | | | | | AM-6, 2.0L, 4cyl | | | | | | |
| A-S8, 6.0L, 12cyl | 15 | 12/20 | \$3,750 | 2 | P | 357 | 33 | 28/40 | \$1,600 | 8 | Gas | 409 | |
| | 11 | 9/15 | \$4,250 | 2 | E85 | 262 | 23 | 20/28 | \$2,000 | 8 | E85 | 285 | |
| Continental GTC | | | | | | | MERCEDES-BENZ | | | | | | |
| A5 quattro | | | | | | | C300 4matic | | | | | | |
| A-S8, 6.0L, 12cyl | 15 | 12/20 | \$3,750 | 2 | P | 357 | A-7, 3.5L, 6cyl | | | | | | |
| | 11 | 9/15 | \$4,250 | 2 | E85 | 262 | 22 | 19/26 | \$2,550 | 5 | P | 380 | |
| MERCEDES-BENZ | | | | | | | 15 | | | | | | |
| E350 4matic Coupe | | | | | | | 15 | | | | | | |
| A-7, 3.5L, 6cyl | 23 | 20/28 | \$2,450 | 6 | P | 400 | 15 | | | | | | |
| | 17 | 15/21 | \$2,750 | 6 | E85 | 300 | 15 | | | | | | |
| E350 Convertible | | | | | | | C350 | | | | | | |
| A-7, 3.5L, 6cyl | 23 | 20/28 | \$2,450 | 6 | P | 400 | A-7, 3.5L, 6cyl | | | | | | |
| | 17 | 14/21 | \$2,750 | 6 | E85 | 300 | 23 | 20/29 | \$2,450 | 6 | P | 400 | |
| E350 Coupe | | | | | | | 17 | | | | | | |
| A-7, 3.5L, 6cyl | 23 | 20/29 | \$2,450 | 6 | P | 400 | 17 | | | | | | |
| | 18 | 15/22 | \$2,600 | 6 | E85 | 310 | 17 | | | | | | |
| COMPACT CARS | | | | | | | MIDSIZE CARS | | | | | | |
| AUDI | | | | | | | BENTLEY | | | | | | |
| A4 quattro | | | | | | | Flying Spur | | | | | | |
| A-S8, 2.0L, 4cyl | 24 | 20/29 | \$2,350 | 6 | P | 406 | A-S8, 6.0L, 12cyl | | | | | | |
| | 16 | 14/20 | \$2,900 | 6 | E85 | 270 | 14 | 12/20 | \$4,000 | 2 | P | 333 | |
| BENTLEY | | | | | | | 10 | | | | | | |
| Continental GT | | | | | | | BUICK | | | | | | |
| A-S8, 6.0L, 12cyl | 15 | 12/21 | \$3,750 | 2 | P | 357 | LaCrosse | | | | | | |
| | 11 | 9/15 | \$4,250 | 2 | E85 | 262 | A-S6, 3.6L, 6cyl | | | | | | |
| CHRYSLER | | | | | | | 21 | | | | | | |
| 200 Convertible | | | | | | | 16 | | | | | | |
| A-6, 3.6L, 6cyl | 22 | 19/29 | \$2,400 | 5 | Gas | 370 | 16 | | | | | | |
| | 16 | 14/21 | \$2,900 | 6 | E85 | 275 | 16 | | | | | | |
| Dart | | | | | | | 27 | | | | | | |
| A-6, 2.0L, 4cyl | 27 | 24/34 | \$1,950 | 7 | Gas | 383 | 19 | | | | | | |
| | 19 | 17/24 | \$2,450 | 7 | E85 | 270 | 19 | | | | | | |

| Manufacturer Model Configuration (trans, eng size, cyl) | MPG | | Annual Fuel Cost | GHG Rating | Fuel | Range (miles) |
|---|------|----------|------------------|------------|------|---------------|
| | Comb | City/Hwy | | | | |
| JAGUAR | | | | | | |
| XF FFV | | | | | | |
| A-S8, 3.0L, 6cyl | 21 | 17/28 | \$2,700 | 5 | P | 378 |
| | 15 | 13/19 | \$3,100 | 5 | E85 | 270 |
| A-S8, 5.0L, 8cyl | 18 | 15/23 | \$3,100 | 4 | P | 324 |
| | 13 | 11/17 | \$3,600 | 4 | E85 | 234 |

MERCEDES-BENZ

E350

| | | | | | | |
|-----------------|----|-------|---------|---|-----|-----|
| A-7, 3.5L, 6cyl | 23 | 20/29 | \$2,450 | 6 | P | 490 |
| | 18 | 15/22 | \$2,600 | 6 | E85 | 380 |

E350 4matic

| | | | | | | |
|-----------------|----|-------|---------|---|-----|-----|
| A-7, 3.5L, 6cyl | 23 | 20/28 | \$2,450 | 6 | P | 490 |
| | 18 | 16/21 | \$2,600 | 6 | E85 | 380 |

LARGE CARS

CHEVROLET

Impala

| | | | | | | |
|------------------|----|-------|---------|---|-----|-----|
| A-S6, 3.6L, 6cyl | 22 | 19/29 | \$2,400 | 5 | Gas | 410 |
| | 16 | 14/20 | \$2,900 | 6 | E85 | 300 |

Impala Limited

| | | | | | | |
|-----------------|----|-------|---------|---|-----|-----|
| A-6, 3.6L, 6cyl | 22 | 18/30 | \$2,400 | 5 | Gas | 390 |
| | 16 | 13/22 | \$2,900 | 6 | E85 | 280 |

CHRYSLER

300

| | | | | | | |
|-----------------|----|-------|---------|---|-----|-----|
| A-8, 3.6L, 6cyl | 23 | 19/31 | \$2,300 | 6 | Gas | 439 |
| | 17 | 14/23 | \$2,750 | 6 | E85 | 325 |

300 AWD

| | | | | | | |
|-----------------|----|-------|---------|---|-----|-----|
| A-8, 3.6L, 6cyl | 21 | 18/27 | \$2,500 | 5 | Gas | 401 |
| | 16 | 14/20 | \$2,900 | 6 | E85 | 306 |

DODGE

Charger

| | | | | | | |
|-----------------|----|-------|---------|---|-----|-----|
| A-5, 3.6L, 6cyl | 21 | 18/27 | \$2,500 | 5 | Gas | 401 |
| | 15 | 13/19 | \$3,100 | 5 | E85 | 287 |

| | | | | | | |
|-----------------|----|-------|---------|---|-----|-----|
| A-8, 3.6L, 6cyl | 23 | 19/31 | \$2,300 | 6 | Gas | 439 |
| | 17 | 14/23 | \$2,750 | 6 | E85 | 325 |

Charger AWD

| | | | | | | |
|-----------------|----|-------|---------|---|-----|-----|
| A-8, 3.6L, 6cyl | 21 | 18/27 | \$2,500 | 5 | Gas | 401 |
| | 16 | 14/20 | \$2,900 | 6 | E85 | 306 |

FORD

Taurus AWD FFV

| | | | | | | |
|------------------|----|-------|---------|---|-----|-----|
| A-S6, 3.5L, 6cyl | 21 | 18/26 | \$2,500 | 5 | Gas | 399 |
| | 15 | 13/19 | \$3,100 | 5 | E85 | 285 |

Taurus FWD FFV

| | | | | | | |
|------------------|----|-------|---------|---|-----|-----|
| A-S6, 3.5L, 6cyl | 23 | 19/29 | \$2,300 | 6 | Gas | 437 |
| | 16 | 13/21 | \$2,900 | 6 | E85 | 304 |

JAGUAR

XJ FFV

| | | | | | | |
|------------------|----|-------|---------|---|-----|-----|
| A-S8, 3.0L, 6cyl | 21 | 18/27 | \$2,700 | 5 | P | 443 |
| | 14 | 12/19 | \$3,300 | 5 | E85 | 295 |

| | | | | | | |
|------------------|----|-------|---------|---|-----|-----|
| A-S8, 5.0L, 8cyl | 18 | 15/23 | \$3,100 | 4 | P | 380 |
| | 13 | 11/17 | \$3,600 | 4 | E85 | 274 |

XJL FFV

| | | | | | | |
|------------------|----|-------|---------|---|-----|-----|
| A-S8, 3.0L, 6cyl | 20 | 17/27 | \$2,800 | 5 | P | 443 |
| | 14 | 11/19 | \$3,300 | 5 | E85 | 295 |

| | | | | | | |
|------------------|----|-------|---------|---|-----|-----|
| A-S8, 5.0L, 8cyl | 18 | 15/23 | \$3,100 | 4 | P | 380 |
| | 13 | 11/17 | \$3,600 | 4 | E85 | 274 |

| Manufacturer Model Configuration (trans, eng size, cyl) | MPG | | Annual Fuel Cost | GHG Rating | Fuel | Range (miles) |
|---|------|----------|------------------|------------|------|---------------|
| | Comb | City/Hwy | | | | |

SMALL STATION WAGONS

AUDI

allroad quattro

| | | | | | | |
|------------------|----|-------|---------|---|-----|-----|
| A-S8, 2.0L, 4cyl | 23 | 20/27 | \$2,450 | 6 | P | 389 |
| | 15 | 14/18 | \$3,100 | 5 | E85 | 254 |

STANDARD PICKUP TRUCKS 2WD

CHEVROLET

Silverado C15 2WD

| | | | | | | |
|-----------------|----|-------|---------|---|-----|---------|
| A-6, 4.3L, 6cyl | 20 | 18/24 | \$2,600 | 5 | Gas | 520/680 |
| | 14 | 12/16 | \$3,300 | 4 | E85 | 360/480 |

| | | | | | | |
|-----------------|----|-------|---------|---|-----|---------|
| A-6, 5.3L, 8cyl | 19 | 16/23 | \$2,750 | 4 | Gas | 490/650 |
| | 14 | 12/17 | \$3,300 | 5 | E85 | 360/480 |

| | | | | | | |
|-----------------|----|----|----|----|-----|----|
| A-6, 6.2L, 8cyl | NA | NA | NA | NA | Gas | NA |
| | NA | NA | NA | NA | E85 | NA |

FORD

F150 Pickup 2WD FFV

| | | | | | | |
|------------------|----|-------|---------|---|-----|---------|
| A-S6, 3.7L, 6cyl | 19 | 17/23 | \$2,750 | 4 | Gas | 494/684 |
| | 14 | 12/17 | \$3,300 | 5 | E85 | 364/504 |

| | | | | | | |
|-----------------|----|-------|---------|---|-----|---------|
| A-6, 3.7L, 6cyl | 19 | 17/23 | \$2,750 | 4 | Gas | 494/684 |
| | 14 | 12/17 | \$3,300 | 5 | E85 | 364/504 |

| | | | | | | |
|------------------|----|-------|---------|---|-----|---------|
| A-S6, 5.0L, 8cyl | 17 | 15/21 | \$3,100 | 3 | Gas | 442/612 |
| | 13 | 11/15 | \$3,600 | 4 | E85 | 338/468 |

| | | | | | | |
|-----------------|----|-------|---------|---|-----|---------|
| A-6, 5.0L, 8cyl | 17 | 15/21 | \$3,100 | 3 | Gas | 442/612 |
| | 13 | 11/15 | \$3,600 | 4 | E85 | 338/468 |

GMC

Sierra C15 2WD

| | | | | | | |
|-----------------|----|-------|---------|---|-----|---------|
| A-6, 4.3L, 6cyl | 20 | 18/24 | \$2,600 | 5 | Gas | 520/680 |
| | 14 | 12/16 | \$3,300 | 4 | E85 | 360/480 |

| | | | | | | |
|-----------------|----|-------|---------|---|-----|---------|
| A-6, 5.3L, 8cyl | 19 | 16/23 | \$2,750 | 4 | Gas | 490/650 |
| | 14 | 12/17 | \$3,300 | 5 | E85 | 360/480 |

| | | | | | | |
|-----------------|----|----|----|----|-----|----|
| A-6, 6.2L, 8cyl | NA | NA | NA | NA | Gas | NA |
| | NA | NA | NA | NA | E85 | NA |

NISSAN

Titan 2WD

| | | | | | | |
|-----------------|----|-------|---------|---|-----|-----|
| A-5, 5.6L, 8cyl | 15 | 13/18 | \$3,500 | 2 | Gas | 420 |
| | 11 | 9/13 | \$4,250 | 2 | E85 | 310 |

RAM

1500 2WD

| | | | | | | |
|-----------------|----|-------|---------|---|-----|---------|
| A-8, 3.6L, 6cyl | 20 | 17/25 | \$2,600 | 5 | Gas | 520/640 |
| | 14 | 12/17 | \$3,300 | 5 | E85 | 364/448 |

STANDARD PICKUP TRUCKS 4WD

CHEVROLET

Silverado K15 4WD

| | | | | | | |
|-----------------|----|-------|---------|---|-----|---------|
| A-6, 4.3L, 6cyl | 19 | 17/22 | \$2,750 | 4 | Gas | 490/650 |
| | 13 | 12/15 | \$3,600 | 4 | E85 | 340/440 |

| | | | | | | |
|-----------------|----|-------|---------|---|-----|---------|
| A-6, 5.3L, 8cyl | 18 | 16/22 | \$2,900 | 4 | Gas | 470/610 |
| | 13 | 12/16 | \$3,600 | 4 | E85 | 340/440 |

| | | | | | | |
|-----------------|----|----|----|----|-----|----|
| A-6, 6.2L, 8cyl | NA | NA | NA | NA | Gas | NA |
| | NA | NA | NA | NA | E85 | NA |

| Manufacturer Model Configuration (trans, eng size, cyl) | MPG | | Annual Fuel Cost | GHG Rating | Fuel | Range (miles) |
|---|------|----------|------------------|------------|------|---------------|
| | Comb | City/Hwy | | | | |

FORD

F150 Pickup 4WD FFV

| | | | | | | |
|------------------|----|-------|---------|---|-----|---------|
| A-S6, 3.7L, 6cyl | 18 | 16/21 | \$2,900 | 4 | Gas | 468/648 |
| | 13 | 11/15 | \$3,600 | 4 | E85 | 338/468 |
| A-6, 3.7L, 6cyl | 18 | 16/21 | \$2,900 | 4 | Gas | 468/648 |
| | 13 | 11/15 | \$3,600 | 4 | E85 | 338/468 |
| A-S6, 5.0L, 8cyl | 16 | 14/19 | \$3,300 | 3 | Gas | 416/576 |
| | 12 | 10/14 | \$3,900 | 3 | E85 | 312/432 |
| A-6, 5.0L, 8cyl | 16 | 14/19 | \$3,300 | 3 | Gas | 416/576 |
| | 12 | 10/14 | \$3,900 | 3 | E85 | 312/432 |

GMC

Sierra K15 4WD

| | | | | | | |
|-----------------|----|-------|---------|----|-----|---------|
| A-6, 4.3L, 6cyl | 19 | 17/22 | \$2,750 | 4 | Gas | 490/650 |
| | 13 | 12/15 | \$3,600 | 4 | E85 | 340/440 |
| A-6, 5.3L, 8cyl | 18 | 16/22 | \$2,900 | 4 | Gas | 470/610 |
| | 13 | 12/16 | \$3,600 | 4 | E85 | 340/440 |
| A-6, 6.2L, 8cyl | NA | NA | NA | NA | Gas | NA |
| | NA | NA | NA | NA | E85 | NA |

NISSAN

Titan 4WD

| | | | | | | |
|-----------------|----|-------|---------|---|-----|-----|
| A-5, 5.6L, 8cyl | 14 | 12/17 | \$3,750 | 2 | Gas | 390 |
| | 10 | 9/12 | \$4,650 | 2 | E85 | 280 |

RAM

1500 4WD

| | | | | | | |
|-----------------|----|-------|---------|---|-----|---------|
| A-8, 3.6L, 6cyl | 19 | 16/23 | \$2,750 | 4 | Gas | 494/608 |
| | 13 | 11/16 | \$3,600 | 4 | E85 | 338/416 |

TOYOTA

Tundra 4WD FFV

| | | | | | | |
|------------------|----|-------|---------|---|-----|-----|
| A-S6, 5.7L, 8cyl | 15 | 13/17 | \$3,500 | 2 | Gas | 396 |
| | 11 | 9/12 | \$4,250 | 2 | E85 | 290 |

VANS, CARGO TYPE

CHEVROLET

Express 1500 2WD Cargo

| | | | | | | |
|-----------------|----|-------|---------|---|-----|-----|
| A-4, 5.3L, 8cyl | 15 | 13/18 | \$3,500 | 2 | Gas | 470 |
| | 11 | 10/13 | \$4,250 | 3 | E85 | 340 |

Express 1500 2WD Conversion Cargo

| | | | | | | |
|-----------------|----|-------|---------|---|-----|-----|
| A-4, 5.3L, 8cyl | 14 | 13/17 | \$3,750 | 2 | Gas | 430 |
| | 11 | 10/13 | \$4,250 | 2 | E85 | 340 |

Express 1500 AWD Cargo

| | | | | | | |
|-----------------|----|-------|---------|---|-----|-----|
| A-4, 5.3L, 8cyl | 14 | 13/17 | \$3,750 | 2 | Gas | 430 |
| | 11 | 10/12 | \$4,250 | 3 | E85 | 340 |

Express 1500 AWD Conversion Cargo

| | | | | | | |
|-----------------|----|-------|---------|---|-----|-----|
| A-4, 5.3L, 8cyl | 14 | 13/17 | \$3,750 | 2 | Gas | 430 |
| | 10 | 9/12 | \$4,650 | 2 | E85 | 310 |

Express 2500 2WD Conversion Cargo

| | | | | | | |
|-----------------|----|-------|---------|---|-----|-----|
| A-6, 6.0L, 8cyl | 12 | 10/15 | \$4,400 | 1 | Gas | 370 |
| | 9 | 7/11 | \$5,150 | 1 | E85 | 280 |

FORD

E150 Van FFV

| | | | | | | |
|-----------------|----|-------|---------|---|-----|-----|
| A-4, 4.6L, 8cyl | 15 | 13/16 | \$3,500 | 2 | Gas | 498 |
| | 11 | 10/12 | \$4,250 | 2 | E85 | 365 |
| A-4, 5.4L, 8cyl | 14 | 12/16 | \$3,750 | 2 | Gas | 465 |
| | 10 | 9/12 | \$4,650 | 2 | E85 | 332 |

| Manufacturer Model Configuration (trans, eng size, cyl) | MPG | | Annual Fuel Cost | GHG Rating | Fuel | Range (miles) |
|---|------|----------|------------------|------------|------|---------------|
| | Comb | City/Hwy | | | | |

E250 Van FFV

| | | | | | | |
|-----------------|----|-------|---------|---|-----|-----|
| A-4, 4.6L, 8cyl | 15 | 13/16 | \$3,500 | 2 | Gas | 498 |
| | 11 | 10/12 | \$4,250 | 2 | E85 | 365 |
| A-4, 5.4L, 8cyl | 14 | 12/16 | \$3,750 | 2 | Gas | 465 |
| | 10 | 9/12 | \$4,650 | 2 | E85 | 332 |

E350 Van FFV

| | | | | | | |
|-----------------|----|-------|---------|---|-----|-----|
| A-4, 5.4L, 8cyl | 13 | 12/16 | \$4,050 | 1 | Gas | 432 |
| | 10 | 9/12 | \$4,650 | 2 | E85 | 332 |

GMC

Savana 1500 AWD (cargo)

| | | | | | | |
|-----------------|----|-------|---------|---|-----|-----|
| A-4, 5.3L, 8cyl | 14 | 13/17 | \$3,750 | 2 | Gas | 430 |
| | 11 | 10/12 | \$4,250 | 3 | E85 | 340 |

Savana 1500 AWD Conversion (cargo)

| | | | | | | |
|-----------------|----|-------|---------|---|-----|-----|
| A-4, 5.3L, 8cyl | 14 | 13/17 | \$3,750 | 2 | Gas | 430 |
| | 10 | 9/12 | \$4,650 | 2 | E85 | 310 |

Savana 1500 2WD (cargo)

| | | | | | | |
|-----------------|----|-------|---------|---|-----|-----|
| A-4, 5.3L, 8cyl | 15 | 13/18 | \$3,500 | 2 | Gas | 470 |
| | 11 | 10/13 | \$4,250 | 3 | E85 | 340 |

Savana 1500 2WD Conversion (cargo)

| | | | | | | |
|-----------------|----|-------|---------|---|-----|-----|
| A-4, 5.3L, 8cyl | 14 | 13/17 | \$3,750 | 2 | Gas | 430 |
| | 11 | 10/13 | \$4,250 | 2 | E85 | 340 |

Savana 2500 2WD Conversion (cargo)

| | | | | | | |
|-----------------|----|-------|---------|---|-----|-----|
| A-6, 6.0L, 8cyl | 12 | 10/15 | \$4,400 | 1 | Gas | 370 |
| | 9 | 7/11 | \$5,150 | 1 | E85 | 280 |

VANS, PASSENGER TYPE

CHEVROLET

Express 1500 2WD Passenger

| | | | | | | |
|-----------------|----|-------|---------|---|-----|-----|
| A-4, 5.3L, 8cyl | 14 | 13/17 | \$3,750 | 2 | Gas | 430 |
| | 11 | 10/13 | \$4,250 | 2 | E85 | 340 |

Express 1500 AWD Passenger

| | | | | | | |
|-----------------|----|-------|---------|---|-----|-----|
| A-4, 5.3L, 8cyl | 14 | 13/17 | \$3,750 | 2 | Gas | 430 |
| | 10 | 9/12 | \$4,650 | 2 | E85 | 310 |

Express 2500 2WD Passenger

| | | | | | | |
|-----------------|----|-------|---------|---|-----|-----|
| A-6, 6.0L, 8cyl | 13 | 11/16 | \$4,050 | 1 | Gas | 400 |
| | 9 | 8/11 | \$5,150 | 1 | E85 | 280 |

Express 3500 2WD Passenger

| | | | | | | |
|-----------------|----|-------|---------|---|-----|-----|
| A-6, 6.0L, 8cyl | 12 | 11/16 | \$4,400 | 1 | Gas | 370 |
| | 9 | 8/11 | \$5,150 | 1 | E85 | 280 |

FORD

E150 Wagon FFV

| | | | | | | |
|-----------------|----|-------|---------|---|-----|-----|
| A-4, 4.6L, 8cyl | 14 | 13/16 | \$3,750 | 2 | Gas | 465 |
| | 10 | 9/12 | \$4,650 | 2 | E85 | 332 |
| A-4, 5.4L, 8cyl | 13 | 12/16 | \$4,050 | 1 | Gas | 432 |
| | 10 | 9/12 | \$4,650 | 2 | E85 | 332 |

E350 Wagon FFV

| | | | | | | |
|-----------------|----|-------|---------|---|-----|-----|
| A-4, 5.4L, 8cyl | 13 | 11/15 | \$4,050 | 1 | Gas | 432 |
| | 10 | 9/11 | \$4,650 | 2 | E85 | 332 |

GMC

Savana 1500 2WD (Passenger)

| | | | | | | |
|-----------------|----|-------|---------|---|-----|-----|
| A-4, 5.3L, 8cyl | 14 | 13/17 | \$3,750 | 2 | Gas | 430 |
| | 11 | 10/13 | \$4,250 | 2 | E85 | 340 |

Savana 1500 AWD (Passenger)

| | | | | | | |
|-----------------|----|-------|---------|---|-----|-----|
| A-4, 5.3L, 8cyl | 14 | 13/17 | \$3,750 | 2 | Gas | 430 |
| | 10 | 9/12 | \$4,650 | 2 | E85 | 310 |

| Manufacturer Model Configuration (trans, eng size, cyl) | MPG | | Annual Fuel Cost | GHG Rating | Fuel | Range (miles) |
|---|------|----------|------------------|------------|------|---------------|
| | Comb | City/Hwy | | | | |
| Savana 2500 2WD (Passenger) | | | | | | |
| A-6, 6.0L, 8cyl | 13 | 11/16 | \$4,050 | 1 | Gas | 400 |
| | 9 | 8/11 | \$5,150 | 1 | E85 | 280 |

| | | | | | | |
|------------------------------------|----|-------|---------|---|-----|-----|
| Savana 3500 2WD (Passenger) | | | | | | |
| A-6, 6.0L, 8cyl | 12 | 11/16 | \$4,400 | 1 | Gas | 370 |
| | 9 | 8/11 | \$5,150 | 1 | E85 | 280 |

MINIVANS 2WD

CHRYSLER

Town and Country

| | | | | | | |
|-----------------|----|-------|---------|---|-----|-----|
| A-6, 3.6L, 6cyl | 20 | 17/25 | \$2,600 | 5 | Gas | 400 |
| | 14 | 12/18 | \$3,300 | 5 | E85 | 280 |

DODGE

Grand Caravan

| | | | | | | |
|-----------------|----|-------|---------|---|-----|-----|
| A-6, 3.6L, 6cyl | 20 | 17/25 | \$2,600 | 5 | Gas | 400 |
| | 14 | 12/18 | \$3,300 | 5 | E85 | 280 |

RAM

C/V

| | | | | | | |
|-----------------|----|-------|---------|---|-----|-----|
| A-6, 3.6L, 6cyl | 21 | 18/26 | \$2,500 | 5 | Gas | 420 |
| | 15 | 13/18 | \$3,100 | 5 | E85 | 300 |

VOLKSWAGEN

Routan

| | | | | | | |
|-----------------|----|-------|---------|---|-----|-----|
| A-6, 3.6L, 6cyl | 20 | 17/25 | \$2,600 | 5 | Gas | 400 |
| | 14 | 12/18 | \$3,300 | 5 | E85 | 280 |

SMALL SPORT UTILITY VEHICLES 2WD

CHEVROLET

Captiva FWD

| | | | | | | |
|-----------------|----|-------|---------|---|-----|-----|
| A-6, 2.4L, 4cyl | 23 | 20/28 | \$2,300 | 6 | Gas | 380 |
| | 18 | 15/22 | \$2,600 | 6 | E85 | 300 |
| A-6, 3.0L, 6cyl | 19 | 17/24 | \$2,750 | 4 | Gas | 370 |
| | 14 | 12/17 | \$3,300 | 5 | E85 | 270 |

Equinox FWD

| | | | | | | |
|-----------------|----|-------|---------|---|-----|-----|
| A-6, 2.4L, 4cyl | 26 | 22/32 | \$2,000 | 7 | Gas | 490 |
| | 18 | 15/22 | \$2,600 | 6 | E85 | 340 |
| A-6, 3.6L, 6cyl | 20 | 17/24 | \$2,600 | 5 | Gas | 420 |
| | 16 | 13/22 | \$2,900 | 6 | E85 | 330 |

DODGE

Journey FWD

| | | | | | | |
|-----------------|----|-------|---------|---|-----|-----|
| A-6, 3.6L, 6cyl | 19 | 17/25 | \$2,750 | 4 | Gas | 390 |
| | 14 | 12/18 | \$3,300 | 5 | E85 | 287 |

GMC

Terrain FWD

| | | | | | | |
|-----------------|----|-------|---------|---|-----|-----|
| A-6, 2.4L, 4cyl | 26 | 22/32 | \$2,000 | 7 | Gas | 490 |
| | 18 | 15/22 | \$2,600 | 6 | E85 | 340 |
| A-6, 3.6L, 6cyl | 20 | 17/24 | \$2,600 | 5 | Gas | 420 |
| | 16 | 13/22 | \$2,900 | 6 | E85 | 330 |

SMALL SPORT UTILITY VEHICLES 4WD

AUDI

Q5

| | | | | | | |
|------------------|----|-------|---------|---|-----|-----|
| A-S8, 2.0L, 4cyl | 23 | 20/28 | \$2,450 | 6 | P | 455 |
| | 16 | 14/19 | \$2,900 | 6 | E85 | 317 |

| Manufacturer Model Configuration (trans, eng size, cyl) | MPG | | Annual Fuel Cost | GHG Rating | Fuel | Range (miles) |
|---|------|----------|------------------|------------|------|---------------|
| | Comb | City/Hwy | | | | |
| CHEVROLET | | | | | | |
| Captiva AWD | | | | | | |
| A-6, 3.0L, 6cyl | 18 | 16/22 | \$2,900 | 4 | Gas | 300 |
| | 13 | 11/16 | \$3,600 | 4 | E85 | 220 |

Equinox AWD

| | | | | | | |
|-----------------|----|-------|---------|---|-----|-----|
| A-6, 2.4L, 4cyl | 23 | 20/29 | \$2,300 | 6 | Gas | 430 |
| | 17 | 14/20 | \$2,750 | 6 | E85 | 320 |
| A-6, 3.6L, 6cyl | 19 | 16/23 | \$2,750 | 4 | Gas | 400 |
| | 14 | 12/17 | \$3,300 | 5 | E85 | 290 |

GMC

Terrain AWD

| | | | | | | |
|-----------------|----|-------|---------|---|-----|-----|
| A-6, 2.4L, 4cyl | 23 | 20/29 | \$2,300 | 6 | Gas | 430 |
| | 17 | 14/20 | \$2,750 | 6 | E85 | 320 |
| A-6, 3.6L, 6cyl | 19 | 16/23 | \$2,750 | 4 | Gas | 400 |
| | 14 | 12/17 | \$3,300 | 5 | E85 | 290 |

STANDARD SPORT UTILITY VEHICLES 2WD

CADILLAC

Escalade 2WD

| | | | | | | |
|-----------------|----|-------|---------|---|-----|-----|
| A-6, 6.2L, 8cyl | 16 | 14/18 | \$3,300 | 3 | Gas | 410 |
| | 12 | 10/15 | \$3,900 | 3 | E85 | 310 |

Escalade ESV 2WD

| | | | | | | |
|-----------------|----|-------|---------|---|-----|-----|
| A-6, 6.2L, 8cyl | 16 | 14/18 | \$3,300 | 3 | Gas | 510 |
| | 12 | 10/15 | \$3,900 | 3 | E85 | 380 |

CHEVROLET

Suburban C10 2WD

| | | | | | | |
|-----------------|----|-------|---------|---|-----|-----|
| A-6, 5.3L, 8cyl | 17 | 15/21 | \$3,100 | 3 | Gas | 540 |
| | 13 | 11/16 | \$3,600 | 4 | E85 | 410 |

Tahoe C10 2WD

| | | | | | | |
|-----------------|----|-------|---------|---|-----|-----|
| A-6, 5.3L, 8cyl | 17 | 15/21 | \$3,100 | 3 | Gas | 430 |
| | 13 | 11/16 | \$3,600 | 4 | E85 | 330 |

DODGE

Durango RWD

| | | | | | | |
|-----------------|----|-------|---------|---|-----|-----|
| A-8, 3.6L, 6cyl | 20 | 18/25 | \$2,600 | 5 | Gas | 494 |
| | 15 | 13/19 | \$3,100 | 5 | E85 | 370 |

FORD

Expedition 2WD FFV

| | | | | | | |
|-----------------|----|-------|---------|---|-----|---------|
| A-6, 5.4L, 8cyl | 16 | 14/20 | \$3,300 | 3 | Gas | 448/536 |
| | 12 | 10/14 | \$3,900 | 3 | E85 | 336/402 |

Explorer 2WD FFV

| | | | | | | |
|------------------|----|-------|---------|---|-----|-----|
| A-S6, 3.5L, 6cyl | 20 | 17/24 | \$2,600 | 5 | Gas | 372 |
| | 15 | 13/18 | \$3,100 | 5 | E85 | 279 |

GMC

Yukon C10 2WD

| | | | | | | |
|-----------------|----|-------|---------|---|-----|-----|
| A-6, 5.3L, 8cyl | 17 | 15/21 | \$3,100 | 3 | Gas | 430 |
| | 13 | 11/16 | \$3,600 | 4 | E85 | 330 |
| A-6, 6.2L, 8cyl | 16 | 14/18 | \$3,300 | 3 | Gas | 410 |
| | 12 | 10/15 | \$3,900 | 3 | E85 | 310 |

Yukon XL C10 2WD

| | | | | | | |
|-----------------|----|-------|---------|---|-----|-----|
| A-6, 5.3L, 8cyl | 17 | 15/21 | \$3,100 | 3 | Gas | 540 |
| | 13 | 11/16 | \$3,600 | 4 | E85 | 410 |
| A-6, 6.2L, 8cyl | 16 | 14/18 | \$3,300 | 3 | Gas | 510 |
| | 12 | 10/15 | \$3,900 | 3 | E85 | 380 |

| Manufacturer Model Configuration (trans, eng size, cyl) | MPG | | Annual Fuel Cost | GHG Rating | Fuel | Range (miles) |
|---|------|----------|------------------|------------|------|---------------|
| | Comb | City/Hwy | | | | |

JEEP

Grand Cherokee 2WD

| | | | | | | |
|-----------------|----|-------|---------|---|-----|-----|
| A-8, 3.6L, 6cyl | 20 | 17/25 | \$2,600 | 5 | Gas | 469 |
| | 16 | 14/19 | \$2,900 | 5 | E85 | 395 |

LINCOLN

Navigator 2WD FFV

| | | | | | | |
|-----------------|----|-------|---------|---|-----|---------|
| A-6, 5.4L, 8cyl | 16 | 14/20 | \$3,300 | 3 | Gas | 448/536 |
| | 12 | 10/14 | \$3,900 | 3 | E85 | 336/402 |

NISSAN

Armada 2WD

| | | | | | | |
|-----------------|----|-------|---------|---|-----|-----|
| A-5, 5.6L, 8cyl | 15 | 12/19 | \$3,500 | 2 | Gas | 420 |
| | 11 | 9/13 | \$4,250 | 2 | E85 | 310 |

STANDARD SPORT UTILITY VEHICLES 4WD

CADILLAC

Escalade AWD

| | | | | | | |
|-----------------|----|-------|---------|---|-----|-----|
| A-6, 6.2L, 8cyl | 15 | 13/18 | \$3,500 | 2 | Gas | 380 |
| | 12 | 10/14 | \$3,900 | 3 | E85 | 310 |

Escalade ESV AWD

| | | | | | | |
|-----------------|----|-------|---------|---|-----|-----|
| A-6, 6.2L, 8cyl | 14 | 13/18 | \$3,750 | 2 | Gas | 450 |
| | 10 | 9/13 | \$4,650 | 2 | E85 | 320 |

CHEVROLET

Suburban K10 4WD

| | | | | | | |
|-----------------|----|-------|---------|---|-----|-----|
| A-6, 5.3L, 8cyl | 17 | 15/21 | \$3,100 | 3 | Gas | 540 |
| | 13 | 11/16 | \$3,600 | 4 | E85 | 410 |

Tahoe K10 4WD

| | | | | | | |
|-----------------|----|-------|---------|---|-----|-----|
| A-6, 5.3L, 8cyl | 17 | 15/21 | \$3,100 | 3 | Gas | 430 |
| | 13 | 11/16 | \$3,600 | 4 | E85 | 330 |

DODGE

Durango AWD

| | | | | | | |
|-----------------|----|-------|---------|---|-----|-----|
| A-8, 3.6L, 6cyl | 19 | 17/24 | \$2,750 | 4 | Gas | 469 |
| | 15 | 13/18 | \$3,100 | 5 | E85 | 370 |

FORD

Expedition 4WD FFV

| | | | | | | |
|-----------------|----|-------|---------|---|-----|---------|
| A-6, 5.4L, 8cyl | 15 | 13/18 | \$3,500 | 2 | Gas | 420/502 |
| | 11 | 9/13 | \$4,250 | 2 | E85 | 308/368 |

Explorer AWD FFV

| | | | | | | |
|------------------|----|-------|---------|---|-----|-----|
| A-S6, 3.5L, 6cyl | 19 | 17/23 | \$2,750 | 4 | Gas | 353 |
| | 14 | 12/17 | \$3,300 | 5 | E85 | 260 |

GMC

Yukon Denali K10 AWD

| | | | | | | |
|-----------------|----|-------|---------|---|-----|-----|
| A-6, 6.2L, 8cyl | 15 | 13/18 | \$3,500 | 2 | Gas | 380 |
| | 12 | 10/14 | \$3,900 | 3 | E85 | 310 |

Yukon K10 4WD

| | | | | | | |
|-----------------|----|-------|---------|---|-----|-----|
| A-6, 5.3L, 8cyl | 17 | 15/21 | \$3,100 | 3 | Gas | 430 |
| | 13 | 11/16 | \$3,600 | 4 | E85 | 330 |

Yukon XL K10 4WD

| | | | | | | |
|-----------------|----|-------|---------|---|-----|-----|
| A-6, 5.3L, 8cyl | 17 | 15/21 | \$3,100 | 3 | Gas | 540 |
| | 13 | 11/16 | \$3,600 | 4 | E85 | 410 |

Yukon XL K10 AWD

| | | | | | | |
|-----------------|----|-------|---------|---|-----|-----|
| A-6, 6.2L, 8cyl | 14 | 13/18 | \$3,750 | 2 | Gas | 450 |
| | 10 | 9/13 | \$4,650 | 2 | E85 | 320 |

| Manufacturer Model Configuration (trans, eng size, cyl) | MPG | | Annual Fuel Cost | GHG Rating | Fuel | Range (miles) |
|---|------|----------|------------------|------------|------|---------------|
| | Comb | City/Hwy | | | | |

JEEP

Grand Cherokee 4WD

| | | | | | | |
|-----------------|----|-------|---------|---|-----|-----|
| A-8, 3.6L, 6cyl | 19 | 17/24 | \$2,750 | 4 | Gas | 469 |
| | 15 | 13/18 | \$3,100 | 5 | E85 | 370 |

LAND ROVER

Range Rover FFV

| | | | | | | |
|------------------|----|-------|---------|---|-----|-----|
| A-S8, 3.0L, 6cyl | 19 | 17/23 | \$2,950 | 4 | P | 526 |
| | 14 | 12/16 | \$3,300 | 4 | E85 | 388 |

A-S8, 5.0L, 8cyl

| | | | | | | |
|------------------|----|-------|---------|---|-----|-----|
| A-S8, 5.0L, 8cyl | 16 | 14/19 | \$3,500 | 3 | P | 443 |
| | 11 | 9/14 | \$4,250 | 3 | E85 | 305 |

Range Rover L FFV

| | | | | | | |
|------------------|----|-------|---------|---|-----|-----|
| A-S8, 3.0L, 6cyl | 19 | 17/23 | \$2,950 | 4 | P | 526 |
| | 14 | 12/16 | \$3,300 | 4 | E85 | 388 |

A-S8, 5.0L, 8cyl

| | | | | | | |
|------------------|----|-------|---------|---|-----|-----|
| A-S8, 5.0L, 8cyl | 16 | 14/19 | \$3,500 | 3 | P | 443 |
| | 11 | 9/14 | \$4,250 | 3 | E85 | 305 |

Range Rover Sport FFV

| | | | | | | |
|------------------|----|-------|---------|---|-----|-----|
| A-S8, 3.0L, 6cyl | 19 | 17/23 | \$2,950 | 4 | P | 526 |
| | 14 | 12/16 | \$3,300 | 4 | E85 | 388 |

A-S8, 5.0L, 8cyl

| | | | | | | |
|------------------|----|-------|---------|---|-----|-----|
| A-S8, 5.0L, 8cyl | 16 | 14/19 | \$3,500 | 3 | P | 443 |
| | 11 | 10/14 | \$4,250 | 3 | E85 | 305 |

LINCOLN

Navigator 4WD FFV

| | | | | | | |
|-----------------|----|-------|---------|---|-----|---------|
| A-6, 5.4L, 8cyl | 15 | 13/18 | \$3,500 | 2 | Gas | 420/502 |
| | 11 | 9/13 | \$4,250 | 2 | E85 | 308/368 |

MERCEDES-BENZ

ML350 4matic

| | | | | | | |
|-----------------|----|-------|---------|---|-----|-----|
| A-7, 3.5L, 6cyl | 19 | 17/22 | \$2,950 | 4 | P | 470 |
| | 15 | 13/17 | \$3,100 | 5 | E85 | 370 |

NISSAN

Armada 4WD

| | | | | | | |
|-----------------|----|-------|---------|---|-----|-----|
| A-5, 5.6L, 8cyl | 14 | 12/18 | \$3,750 | 2 | Gas | 390 |
| | 11 | 9/13 | \$4,250 | 2 | E85 | 310 |

TOYOTA

Sequoia 4WD FFV

| | | | | | | |
|------------------|----|-------|---------|---|-----|-----|
| A-S6, 5.7L, 8cyl | 14 | 13/17 | \$3,750 | 2 | Gas | 370 |
| | 10 | 9/12 | \$4,650 | 2 | E85 | 264 |

| | Interior Volume (cu.ft.) | | | |
|----------------------------------|--------------------------|--------|--------|----------|
| | Passenger / Cargo | | | |
| | 2dr | 4dr | Hatch | Pg |
| ACURA | | | | |
| ILX | | 89/12 | | 10 |
| ILX Hybrid | | 89/12 | | 10,38 |
| MDX 2WD | | | | 23 |
| MDX 4WD | | | | 25 |
| RDX 2WD | | | | 23 |
| RDX 4WD | | | | 25 |
| RLX | | 102/15 | | 13 |
| RLX Hybrid | | 102/15 | | 13,38 |
| TL 2WD | | 98/13 | | 14 |
| TL 4WD | | 98/13 | | 14 |
| TSX | | 95/14 | | 10 |
| TSX Wagon | | 94/31 | | 19 |
| ASTON MARTIN | | | | |
| DB9 | | 78/5 | | 8 |
| Rapide S | | 83/14 | | 8 |
| V8 Vantage | | | | 6 |
| V8 Vantage S | | | | 6 |
| Vanquish | | 78/5 | | 8 |
| AUDI | | | | |
| A4 | | 91/12 | | 10 |
| A4 quattro | | 91/12 | | 10,40 |
| A5 Cabriolet | | 81/10 | | 8 |
| A5 Cabriolet quattro | | 81/10 | | 8,40 |
| A5 quattro | | 84/12 | | 9,40 |
| A6 | | 98/16 | | 14 |
| A6 quattro | | 98/16 | | 14,31 |
| A7 quattro | | | 94/25 | 14,31 |
| A8 | | 100/15 | | 14 |
| A8 L | | 107/15 | | 17,31 |
| allroad quattro | | 90/28 | | 19,41 |
| Q5 | | | | 25,31,43 |
| Q5 Hybrid | | | | 25,39 |
| Q7 | | | | 28,32 |
| R8 | | | | 6 |
| R8 Spyder | | | | 6 |
| RS 5 | | 84/13 | | 9 |
| RS 5 Cabriolet | | 81/10 | | 9 |
| RS 7 | | | 94/25 | 14 |
| S4 | | 90/13 | | 10 |
| S5 | | 84/13 | | 9 |
| S5 Cabriolet | | 81/10 | | 9 |
| S6 | | 98/16 | | 14 |
| S7 | | | 94/25 | 14 |
| S8 | | 100/15 | | 14 |
| SQ5 | | | | 25 |
| TT Coupe quattro | | 74/13 | | 9 |
| TT Roadster quattro | | | | 6 |
| BENTLEY | | | | |
| Continental GT | | 89/11 | | 10,40 |
| Continental GT Speed Convertible | | 86/7 | | 9,40 |
| Continental GTC | | 86/7 | | 9,40 |
| Flying Spur | | 102/13 | | 14,40 |
| Mulsanne | | 101/11 | | 14 |
| BMW | | | | |
| 228i | | 88/11 | | 9 |
| 320i | | 96/13 | | 11 |
| 320i xDrive | | 96/13 | | 11 |
| 328d | | 96/13 | | 11,31 |
| 328d xDrive | | 96/13 | | 11,31 |
| 328d xDrive Sports Wagon | | 97/28 | | 5,19,31 |
| 328i | | 96/13 | | 11 |
| 328i xDrive | | 96/13 | | 11 |
| 328i xDrive Gran Turismo | | | 102/25 | 17 |
| 328i xDrive Sports Wagon | | 97/28 | | 19 |
| 335i | | 96/13 | | 11 |

| | Interior Volume (cu.ft.) | | | |
|--------------------------|--------------------------|--------|--------|--------|
| | Passenger / Cargo | | | |
| | 2dr | 4dr | Hatch | Pg |
| 335i xDrive | | 96/13 | | 11 |
| 335i xDrive Gran Turismo | | | 102/25 | 17 |
| 428i Convertible | | 88/10 | | 9 |
| 428i Coupe | | 92/12 | | 11 |
| 428i xDrive Convertible | | 88/10 | | 9 |
| 428i xDrive Coupe | | 92/12 | | 11 |
| 435i Convertible | | 88/10 | | 9 |
| 435i Coupe | | 92/12 | | 11 |
| 435i xDrive Coupe | | 92/12 | | 11 |
| 528i | | 102/14 | | 14 |
| 528i xDrive | | 102/14 | | 14 |
| 535d | | 102/14 | | 14,31 |
| 535d xDrive | | 102/14 | | 14,31 |
| 535i | | 102/14 | | 14 |
| 535i Gran Turismo | | 112/10 | | 17 |
| 535i xDrive | | 102/14 | | 14 |
| 535i xDrive Gran Turismo | | 112/10 | | 17 |
| 550i | | 102/14 | | 14 |
| 550i Gran Turismo | | 112/10 | | 17 |
| 550i xDrive | | 102/14 | | 14 |
| 550i xDrive Gran Turismo | | 112/10 | | 17 |
| 640i Convertible | | 88/11 | | 9 |
| 640i Coupe | | 87/13 | | 9 |
| 640i Gran Coupe | | | 97/12 | 11 |
| 640i xDrive Convertible | | 88/11 | | 9 |
| 640i xDrive Coupe | | 87/13 | | 9 |
| 640i xDrive Gran Coupe | | 97/12 | | 11 |
| 650i Convertible | | 88/11 | | 9 |
| 650i Coupe | | 87/13 | | 9 |
| 650i Gran Coupe | | 97/12 | | 11 |
| 650i xDrive Convertible | | 88/11 | | 9 |
| 650i xDrive Coupe | | 87/13 | | 9 |
| 650i xDrive Gran Coupe | | 97/12 | | 11 |
| 740i | | 107/14 | | 17 |
| 740Li | | 115/14 | | 17 |
| 740Li xDrive | | 115/14 | | 17 |
| 750i | | 107/14 | | 17 |
| 750i xDrive | | 107/14 | | 17 |
| 750Li | | 115/14 | | 17 |
| 750Li xDrive | | 115/14 | | 17 |
| 760Li | | 115/14 | | 17 |
| ActiveHybrid 3 | | 96/10 | | 11,38 |
| ActiveHybrid 5 | | 102/10 | | 14,38 |
| ActiveHybrid 7L | | 115/10 | | 17,39 |
| Alpina B7 LWB | | 115/14 | | 17 |
| Alpina B7 LWB xDrive | | 115/14 | | 17 |
| Alpina B7 SWB | | 107/14 | | 17 |
| Alpina B7 SWB xDrive | | 107/14 | | 17 |
| i3 BEV | | 84/15 | | 5,9,34 |
| i3 REX | | 84/15 | | 9,36 |
| i8 | | 81/5 | | 9,36 |
| M235i | | 88/11 | | 9 |
| M5 | | 102/14 | | 14 |
| M6 Convertible | | 88/11 | | 9 |
| M6 Coupe | | 87/13 | | 9 |
| M6 Gran Coupe | | 97/12 | | 11 |
| X1 sDrive28i | | | 98/25 | 17 |
| X1 xDrive28i | | | 98/25 | 17 |
| X1 xDrive35i | | | 98/25 | 18 |
| X3 xDrive28i | | | | 25 |
| X3 xDrive35i | | | | 25 |
| X5 sDrive35i | | | | 28 |
| X5 xDrive35d | | | | 28,32 |
| X5 xDrive35i | | | | 28 |
| X5 xDrive50i | | | | 28 |

| | Interior Volume (cu.ft.) | | | |
|-----------------------------------|--------------------------|--------|-------|---------|
| | Passenger / Cargo | | | |
| | 2dr | 4dr | Hatch | Pg |
| X6 M | | | | 28 |
| X6 xDrive35i | | | | 28 |
| X6 xDrive50i | | | | 28 |
| Z4 sDrive28i | | | | 6 |
| Z4 sDrive35i | | | | 6 |
| Z4 sDrive35is | | | | 6 |
| BUGATTI | | | | |
| Veyron | | | | 6 |
| BUICK | | | | |
| Enclave AWD | | | | 28 |
| Enclave FWD | | | | 27 |
| Encore | | | | 23 |
| Encore AWD | | | | 25 |
| LaCrosse | | 100/16 | | 14,40 |
| LaCrosse AWD | | 100/16 | | 14,40 |
| LaCrosse eAssist | | 100/16 | | 14,38 |
| Regal | | 98/13 | | 14 |
| Regal AWD | | 98/13 | | 14 |
| Regal eAssist | | 98/13 | | 14,38 |
| Verano | | 91/14 | | 11 |
| BYD | | | | |
| e6 | | | | 23,35 |
| CADILLAC | | | | |
| ATS | | 91/10 | | 11 |
| ATS AWD | | 91/10 | | 11 |
| CTS | | 99/15 | 99/15 | 14 |
| CTS AWD | | | 97/14 | 14 |
| CTS Sedan | | | 97/13 | 14 |
| CTS Sedan AWD | | | 97/13 | 14 |
| CTS V | | 100/16 | | 14 |
| CTS Wagon | | 97/29 | | 19 |
| CTS Wagon AWD | | 97/29 | | 19 |
| ELR | | 83/11 | | 9,36 |
| Escalade 2WD | | | | 27,43 |
| Escalade AWD | | | | 28,44 |
| Escalade ESV 2WD | | | | 27,43 |
| Escalade ESV AWD | | | | 28,44 |
| SRX 2WD | | 101/30 | | 27 |
| SRX AWD | | | | 28 |
| XTS | | 104/18 | | 18 |
| XTS AWD | | 104/18 | | 18 |
| XTS Hearse | | | | 23 |
| XTS Limo | | 104/18 | | 23 |
| CHEVROLET | | | | |
| Camaro | | 93/11 | | 11 |
| Captiva AWD | | | | 25,43 |
| Captiva FWD | | 94/10 | | 23,43 |
| Corvette | | | | 6 |
| Cruze | | 94/16 | | 14,31 |
| Cruze Eco | | 94/16 | | 14 |
| Equinox AWD | | | | 25,43 |
| Equinox FWD | | 100/28 | | 24,43 |
| Express 1500 2WD Cargo | | | | 5,22,42 |
| Express 1500 2WD Conversion Cargo | | | | 22,42 |
| Express 1500 2WD Passenger | | | | 5,22,42 |
| Express 1500 AWD Cargo | | | | 22,42 |
| Express 1500 AWD Conversion Cargo | | | | 22,42 |
| Express 1500 AWD Passenger | | | | 5,22,42 |
| Express 2500 2WD Conversion Cargo | | | | 22,42 |
| Express 2500 2WD Passenger | | | | 22,42 |
| Express 3500 2WD Passenger | | | | 22,42 |
| Impala | | 105/19 | | 18,41 |
| Impala eAssist | | 105/19 | | 18,39 |
| Impala Limited | | 105/19 | | 18,41 |
| Malibu | | 100/16 | | 14 |
| Malibu eAssist | | 100/16 | | 14,38 |
| Silverado C15 2WD | | | | 20,41 |

Interior Volume (cu.ft.)

Passenger / Cargo

| | Passenger / Cargo | | | Pg |
|-----------------------------|-------------------|--------|-------|---------|
| | 2dr | 4dr | Hatch | |
| Silverado K15 4WD | | | | 21,41 |
| Sonic | | 91/12 | | 11 |
| Sonic 5 | | 91/19 | | 15 |
| Sonic 5 RS | | 91/19 | | 15 |
| Sonic RS | | 91/12 | | 11 |
| Spark | | 86/11 | | 9 |
| Spark EV | | 86/11 | | 9,34 |
| SS | | 112/17 | | 18 |
| Suburban C10 2WD | | | | 27,43 |
| Suburban K10 4WD | | | | 28,44 |
| Tahoe C10 2WD | | | | 27,43 |
| Tahoe K10 4WD | | | | 28,44 |
| Traverse AWD | | | | 28 |
| Traverse FWD | | | | 27 |
| Volt | | 90/18 | | 11,36 |
| CHRYSLER | | | | |
| 200 | | 100/14 | | 15,40 |
| 200 Convertible | 88/13 | | | 11,40 |
| 300 | | 106/16 | | 18,41 |
| 300 AWD | | 106/16 | | 18,41 |
| 300 SRT8 | | 106/16 | | 18 |
| Town and Country | | | | 23,43 |
| DODGE | | | | |
| Avenger | | 100/13 | | 15,40 |
| Challenger | 94/16 | | | 15 |
| Challenger SRT8 | 94/16 | | | 15 |
| Charger | | 105/16 | | 18,41 |
| Charger AWD | | 105/16 | | 18,41 |
| Charger SRT8 | | 105/16 | | 18 |
| Dart | | 97/13 | | 15,40 |
| Dart Aero | | 97/13 | | 15 |
| Dart GT | | 97/13 | | 15 |
| Durango AWD | | | | 28,44 |
| Durango RWD | | | | 27,43 |
| Grand Caravan | | | | 23,43 |
| Journey AWD | | | | 25 |
| Journey FWD | | | | 24,43 |
| FERRARI | | | | |
| 458 Italia | | | | 6 |
| 458 Speciale | | | | 6 |
| 458 Spider | | | | 6 |
| California | 75/7 | | | 8 |
| F12 | | | | 6 |
| FF | | 90/22 | | 15 |
| LaFerrari Hybrid | | | | 6,38 |
| FIAT | | | | |
| 500 | | 76/7 | | 8 |
| 500 Abarth | | 76/7 | | 8 |
| 500 L | | 100/21 | | 19 |
| 500e | | 72/7 | | 5,8,34 |
| FORD | | | | |
| C-MAX Energi Plug-in Hybrid | | 100/19 | | 15,36 |
| C-MAX Hybrid FWD | | 100/24 | | 5,18,39 |
| E150 Van FFV | | | | 22,42 |
| E150 Wagon FFV | | | | 5,22,42 |
| E250 Van FFV | | | | 22,42 |
| E350 Van | | | | 22 |
| E350 Van FFV | | | | 22,42 |
| E350 Wagon | | | | 22 |
| E350 Wagon FFV | | | | 22,42 |
| Edge AWD | | | | 25 |
| Edge FWD | | | | 24 |
| Escape AWD | | | | 25 |
| Escape FWD | | | | 24 |
| Expedition 2WD FFV | | | | 27,43 |
| Expedition 4WD FFV | | | | 28,44 |

Interior Volume (cu.ft.)

Passenger / Cargo

| | Passenger / Cargo | | | Pg |
|------------------------------------|-------------------|--------|--------|---------|
| | 2dr | 4dr | Hatch | |
| Explorer 2WD FFV | | | | 27,43 |
| Explorer AWD | | | | 28 |
| Explorer AWD FFV | | | | 28,44 |
| Explorer FWD | | | | 27 |
| F150 Pickup 2WD | | | | 20 |
| F150 Pickup 2WD FFV | | | | 20,41 |
| F150 Pickup 4WD | | | | 21 |
| F150 Pickup 4WD FFV | | | | 21,42 |
| F150 Raptor Pickup 4WD | | | | 21 |
| Fiesta FWD | | 85/12 | 85/15 | 9 |
| Fiesta SFE FWD | | 85/12 | 85/15 | 5,9 |
| Fiesta ST FWD | | | 85/15 | 11 |
| Flex AWD | | | | 28 |
| Flex FWD | | | | 27 |
| Focus Electric | | | 90/14 | 5,11,34 |
| Focus FWD | | 90/13 | 90/23 | 11 |
| Focus FWD FFV | | 90/13 | 90/23 | 11,40 |
| Focus SFE FWD FFV | | 90/13 | 90/23 | 11,40 |
| Fusion AWD | | | 100/16 | 15 |
| Fusion Energi Plug-in Hybrid | | | 103/8 | 15,36 |
| Fusion FWD | | | 100/16 | 15 |
| Fusion Hybrid FWD | | | 101/16 | 15,38 |
| Mustang | | 83/13 | | 9 |
| Mustang Convertible | | 81/9 | | 9 |
| Taurus AWD | | | 102/20 | 18 |
| Taurus AWD FFV | | | 102/20 | 18,41 |
| Taurus FWD | | | 102/20 | 18 |
| Taurus FWD FFV | | | 102/20 | 18,41 |
| Transit Connect Van 2WD | | | | 5,23 |
| Transit Connect Wagon FWD | | | | 5,23 |
| Transit Connect Wagon LWB FWD | | | | 23 |
| GMC | | | | |
| Acadia AWD | | | | 28 |
| Acadia FWD | | | | 27 |
| Savana 1500 AWD (cargo) | | | | 22,42 |
| Savana 1500 AWD Conversion (cargo) | | | | 22,42 |
| Savana 1500 2WD (cargo) | | | | 5,22,42 |
| Savana 1500 2WD (Passenger) | | | | 5,22,42 |
| Savana 1500 2WD Conversion (cargo) | | | | 22,42 |
| Savana 1500 AWD (Passenger) | | | | 5,22,42 |
| Savana 2500 2WD (Passenger) | | | | 22,43 |
| Savana 2500 2WD Conversion (cargo) | | | | 22,42 |
| Savana 3500 2WD (Passenger) | | | | 23,43 |
| Sierra C15 2WD | | | | 21,41 |
| Sierra K15 4WD | | | | 21,42 |
| Terrain AWD | | | | 25,43 |
| Terrain FWD | | | 100/28 | 24,43 |
| Yukon C10 2WD | | | | 27,43 |
| Yukon Denali K10 AWD | | | | 28,44 |
| Yukon K10 4WD | | | | 28,44 |
| Yukon XL C10 2WD | | | | 27,43 |
| Yukon XL K10 4WD | | | | 28,44 |
| Yukon XL K10 AWD | | | | 28,44 |
| HONDA | | | | |
| Accord | 92/14 | 103/16 | | 15 |
| Accord Hybrid | 92/14 | 103/16 | | 15,38 |
| Accord Plug-in Hybrid | | 103/9 | | 15,36 |
| Civic | 83/12 | 95/12 | | 12 |
| Civic HF | | 95/12 | | 12 |
| Civic Hybrid | | 95/11 | | 12,38 |
| Civic Natural Gas | | 95/6 | | 12,33 |
| CR-V 2WD | | | | 24 |
| CR-V 4WD | | | | 25 |
| CR-Z | | | | 5,6,38 |
| Crosstour 2WD | | | | 24 |
| Crosstour 4WD | | | | 25 |

Interior Volume (cu.ft.)

Passenger / Cargo

| | Passenger / Cargo | | | Pg |
|-------------------------|-------------------|--------|-------|---------|
| | 2dr | 4dr | Hatch | |
| FCX Clarity | | | | 33 |
| Fit EV | | 91/21 | | 5,19,35 |
| Insight | | 85/16 | | 12,38 |
| Odyssey | | | | 23 |
| Pilot 2WD | | | | 24 |
| Pilot 4WD | | | | 25 |
| Ridgeline Truck 4WD | | | | 21 |
| HYUNDAI | | | | |
| Accent | | 90/14 | 90/19 | 12 |
| Azera | | 106/16 | | 18 |
| Elantra | | 96/15 | | 15 |
| Elantra Coupe | 95/15 | | | 15 |
| Elantra GT | | | 96/23 | 15 |
| Elantra Limited | | 96/15 | | 15 |
| Equus | | 111/16 | | 18 |
| Genesis | | 109/16 | | 18 |
| Genesis Coupe | 89/10 | | | 9 |
| Genesis R Spec | | 109/16 | | 18 |
| Santa Fe 2WD | | | | 24 |
| Santa Fe 4WD | | | | 25 |
| Santa Fe Sport 2WD | | | | 24 |
| Santa Fe Sport 4WD | | | | 25 |
| Santa Fe Ultimate 2WD | | | | 24 |
| Santa Fe Ultimate 4WD | | | | 25 |
| Sonata | | 104/16 | | 18 |
| Sonata Hybrid | | 104/12 | | 15,38 |
| Sonata Hybrid Limited | | 104/12 | | 15,38 |
| Tucson 2WD | | | | 24 |
| Tucson 4WD | | | | 25 |
| Veloster | | 90/16 | | 12 |
| INFINITI | | | | |
| Q50 | | 100/14 | | 15 |
| Q50 AWD | | 100/14 | | 15 |
| Q50 Hybrid | | 100/9 | | 12,38 |
| Q50 Hybrid AWD | | 100/9 | | 12,38 |
| Q50a | | 102/14 | | 15 |
| Q50a AWD | | 102/14 | | 15 |
| Q50S Hybrid | | 100/9 | | 12,38 |
| Q50S Hybrid AWD | | 100/9 | | 12,38 |
| Q60 AWD Coupe | 85/7 | | | 9 |
| Q60 Convertible | 78/10 | | | 9 |
| Q60 Coupe | 85/7 | | | 9 |
| Q70 | | 104/15 | | 15 |
| Q70 AWD | | 104/15 | | 15 |
| Q70 Hybrid | | 104/11 | | 15,38 |
| QX50 | | 92/19 | | 19 |
| QX50 AWD | | 92/19 | | 19 |
| QX60 AWD | | | | 26 |
| QX60 FWD | | | | 24 |
| QX60 Hybrid AWD | | | | 28,39 |
| QX60 Hybrid FWD | | | | 27,39 |
| QX70 AWD | | | | 26 |
| QX70 RWD | | | | 24 |
| QX80 2WD | | | | 27 |
| QX80 4WD | | | | 28 |
| JAGUAR | | | | |
| F-Type Convertible | 64/8 | | | 6 |
| F-Type S Convertible | 64/8 | | | 6 |
| F-Type V8 S Convertible | 64/8 | | | 6 |
| XF | | 95/18 | | 16 |
| XF AWD | | 95/18 | | 16 |
| XF FFV | | 95/18 | | 16,41 |
| XJ | | 102/18 | | 18 |
| XJ AWD | | 102/18 | | 18 |
| XJ FFV | | 102/18 | | 18,41 |

| Interior Volume (cu.ft.) | | | | |
|--------------------------|-------|--------|-------|-------|
| Passenger / Cargo | | | | |
| | 2dr | 4dr | Hatch | Pg |
| XJL | | 109/18 | | 18 |
| XJL AWD | | 109/18 | | 18 |
| XJL FFV | | 109/18 | | 18,41 |
| XK | 74/10 | | | 8 |
| XK Convertible | 74/10 | | | 8 |

JEEP

| | | | | |
|------------------------------|--|--|----------|----|
| Cherokee 4WD | | | | 26 |
| Cherokee 4WD Active Drive II | | | | 26 |
| Cherokee FWD | | | | 24 |
| Cherokee Trailhawk 4WD | | | | 26 |
| Compass 4WD | | | | 26 |
| Compass FWD | | | | 24 |
| Grand Cherokee 2WD | | | 27,31,44 | |
| Grand Cherokee 4WD | | | 28,32,44 | |
| Grand Cherokee SRT8 | | | | 28 |
| Patriot 4WD | | | | 26 |
| Patriot FWD | | | | 24 |
| Wrangler 4WD | | | | 26 |
| Wrangler Unlimited 4WD | | | | 26 |

KIA

| | | | | |
|-------------------|-------|--------|-------|-------|
| Cadenza | | 106/15 | | 19 |
| Forte | | 96/14 | | 16 |
| Forte 5 | | | 98/23 | 19 |
| Forte Eco | | 96/14 | | 16 |
| Forte Koup | 92/13 | | | 12 |
| Optima | | 102/15 | | 16 |
| Optima Hybrid | | 102/11 | | 16,38 |
| Optima Hybrid EX | | 102/11 | | 16,38 |
| Rio | 88/14 | | 89/15 | 12 |
| Rio Eco | 88/14 | | 89/15 | 12 |
| Sedona | | | | 23 |
| Sorento 2WD | | | | 24 |
| Sorento 4WD | | | | 26 |
| Soul | | 101/24 | | 20 |
| Soul ECO dynamics | | 101/24 | | 20 |
| Sportage 2WD | | | | 24 |
| Sportage 4WD | | | | 26 |

LAMBORGHINI

| | | | | |
|------------------------|--|--|--|---|
| Aventador Coupe | | | | 6 |
| Aventador Roadster | | | | 7 |
| Aventador Veneno Coupe | | | | 7 |
| Gallardo Coupe | | | | 7 |
| Gallardo Spyder | | | | 7 |

LAND ROVER

| | | | | |
|-----------------------|--|--|--|-------|
| LR2 | | | | 26 |
| LR4 | | | | 29 |
| Range Rover | | | | 29 |
| Range Rover Evoque | | | | 26 |
| Range Rover FFV | | | | 29,44 |
| Range Rover L FFV | | | | 29,44 |
| Range Rover Sport | | | | 29 |
| Range Rover Sport FFV | | | | 29,44 |

LEXUS

| | | | | |
|------------|-------|--------|--|-------|
| CT 200h | | 86/14 | | 12,38 |
| ES 300h | | 100/12 | | 16,38 |
| ES 350 | | 100/15 | | 16 |
| GS 350 | | 99/14 | | 16 |
| GS 350 AWD | | 99/14 | | 16 |
| GS 450h | | 99/13 | | 16,38 |
| GX 460 | | | | 29 |
| IS 250 | | 90/11 | | 12 |
| IS 250 AWD | | 90/11 | | 12 |
| IS 250 C | 77/11 | | | 9 |
| IS 350 | | 90/11 | | 12 |
| IS 350 AWD | | 90/11 | | 12 |
| IS 350 C | 77/11 | | | 10 |
| IS F | | 88/11 | | 10 |

| Interior Volume (cu.ft.) | | | | |
|--------------------------|-----|--------|-------|-------|
| Passenger / Cargo | | | | |
| | 2dr | 4dr | Hatch | Pg |
| LS 460 | | 103/14 | | 16 |
| LS 460 AWD | | 103/14 | | 16 |
| LS 460 L | | 102/14 | | 16 |
| LS 460 L AWD | | 102/14 | | 16 |
| LS 600h L | | 102/10 | | 16,38 |
| LX 570 | | | | 29 |
| RX 350 | | | | 24 |
| RX 350 AWD | | | | 26 |
| RX 450h | | | | 24,39 |
| RX 450h AWD | | | | 26,39 |

LINCOLN

| | | | | |
|-------------------|--|--------|--|-------|
| MKS AWD | | 105/18 | | 19 |
| MKS FWD | | 105/18 | | 19 |
| MKT AWD | | | | 26 |
| MKT FWD | | | | 27 |
| MKT Livery AWD | | | | 23 |
| MKT Livery FWD | | | | 23 |
| MKX AWD | | | | 26 |
| MKX FWD | | | | 24 |
| MKZ AWD | | 99/16 | | 16 |
| MKZ FWD | | 99/16 | | 16 |
| MKZ Hybrid FWD | | 99/12 | | 16,39 |
| Navigator 2WD FFV | | | | 27,44 |
| Navigator 4WD FFV | | | | 29,44 |

LOTUS

| | | | | |
|-------|------|------|--|---|
| Evora | 48/2 | 48/2 | | 8 |
|-------|------|------|--|---|

MASERATI

| | | | | |
|-------------------------|------|--------|--|----|
| Ghibli V6 | | 108/10 | | 16 |
| Ghibli V6 AWD | | 108/10 | | 16 |
| GranTurismo | 86/6 | | | 10 |
| GranTurismo Convertible | 85/5 | | | 10 |
| Quattroporte GTS | | 114/19 | | 19 |
| Quattroporte SQ4 V6 | | 114/19 | | 19 |

MAZDA

| | | | | |
|----------|--|--------|-------|------|
| 2 | | | 87/13 | 12 |
| 3 4-Door | | 96/12 | | 12 |
| 3 5-Door | | | 96/22 | 16 |
| 5 | | | | 5,23 |
| 6 | | 100/15 | | 16 |
| CX-5 2WD | | | | 24 |
| CX-5 4WD | | | | 26 |
| CX-9 2WD | | | | 24 |
| CX-9 4WD | | | | 26 |
| MX-5 | | | | 7 |

MCLAREN AUTOMOTIVE

| | | | | |
|----------------|--|--|--|------|
| MP4-12C Coupe | | | | 7 |
| MP4-12C Spider | | | | 7 |
| P1 | | | | 7,36 |

MERCEDES-BENZ

| | | | | |
|------------------------|-------|-------|--|-------|
| B-Class Electric Drive | | 90/22 | | 16,34 |
| C250 | | 88/12 | | 12 |
| C250 Coupe | 81/12 | | | 10 |
| C300 4matic | | 88/12 | | 12,40 |
| C350 | | 88/12 | | 12,40 |
| C350 4matic Coupe | 81/12 | | | 10 |
| C350 Coupe | 81/12 | | | 10 |
| C63 AMG | | 88/12 | | 12 |
| C63 AMG Coupe | | 81/12 | | 10 |
| CL550 4matic | 91/14 | | | 12 |
| CL600 | 91/14 | | | 12 |
| CL63 AMG | 91/14 | | | 12 |
| CL65 AMG | 91/14 | | | 12 |
| CLA250 | | 88/13 | | 12 |
| CLA250 4matic | | 88/13 | | 12 |
| CLA45 AMG 4matic | 88/13 | | | 12 |

| Interior Volume (cu.ft.) | | | | |
|--------------------------|-------|--------|-------|-------|
| Passenger / Cargo | | | | |
| | 2dr | 4dr | Hatch | Pg |
| CLS550 | | 92/11 | | 12 |
| CLS550 4matic | | 92/11 | | 12 |
| CLS63 AMG | | 92/11 | | 12 |
| CLS63 AMG 4matic | | 92/11 | | 12 |
| CLS63 AMG S | | 92/11 | | 12 |
| CLS63 AMG S 4matic | | 92/11 | | 12 |
| E250 Bluetec | | 98/13 | | 16,31 |
| E250 Bluetec 4matic | | 98/13 | | 16,31 |
| E350 | | 98/13 | | 16,41 |
| E350 4matic | | 98/13 | | 16,41 |
| E350 4matic (wagon) | | 100/36 | | 20 |
| E350 4matic Coupe | 81/11 | | | 10,40 |
| E350 Convertible | 80/6 | | | 10,40 |
| E350 Coupe | 81/11 | | | 10,40 |
| E400 Hybrid | | 98/13 | | 16,39 |
| E550 4matic | | 98/13 | | 16 |
| E550 Convertible | 80/6 | | | 10 |
| E550 Coupe | 81/11 | | | 10 |
| E63 AMG | | 98/13 | | 16 |
| E63 AMG 4matic | | 98/13 | | 16 |
| E63 AMG 4matic (wagon) | | 100/36 | | 20 |
| E63 AMG S | | 98/13 | | 16 |
| E63 AMG S 4matic | | 98/13 | | 16 |
| E63 AMG S 4matic (wagon) | | 100/36 | | 20 |

| | | | | |
|----------------------------|--|--------|--|-------|
| G550 | | | | 29 |
| G63 AMG | | | | 29 |
| GL350 Bluetec 4matic | | | | 29,32 |
| GL450 4matic | | | | 29 |
| GL550 4matic | | | | 29 |
| GL63 AMG | | | | 29 |
| GLK250 Bluetec 4matic | | | | 26,31 |
| GLK350 | | | | 24 |
| GLK350 4matic | | | | 26 |
| ML350 | | | | 27 |
| ML350 4matic | | | | 29,44 |
| ML350 Bluetec 4matic | | | | 29,32 |
| ML550 4matic | | | | 29 |
| ML63 AMG | | | | 29 |
| S550 | | 112/12 | | 19 |
| S550 4matic | | 112/12 | | 19 |
| S63 AMG 4matic | | 112/12 | | 19 |
| SL550 | | | | 7 |
| SL63 AMG | | | | 7 |
| SL65 AMG | | | | 7 |
| SLK250 | | | | 7 |
| SLK350 | | | | 7 |
| SLK55 AMG | | | | 7 |
| SLS AMG Black Series Coupe | | | | 7 |
| SLS AMG Coupe | | | | 7 |
| SLS AMG GT Coupe | | | | 7 |
| SLS AMG GT Roadster | | | | 7 |
| SLS AMG Roadster | | | | 7 |

MINI

| | | | | |
|----------------------|------|-------|--|----|
| Cooper (3-doors) | | 80/9 | | 10 |
| Cooper Clubman | | 80/9 | | 10 |
| Cooper Clubvan | | | | 7 |
| Cooper Convertible | 72/6 | | | 8 |
| Cooper Countryman | | 87/16 | | 13 |
| Cooper Coupe | | | | 7 |
| Cooper Paceman | | 87/14 | | 13 |
| Cooper Roadster | | | | 7 |
| Cooper S (3-doors) | | 80/9 | | 10 |
| Cooper S Clubman | | 80/9 | | 10 |
| Cooper S Convertible | 72/6 | | | 8 |
| Cooper S Countryman | | 87/16 | | 13 |

| Interior Volume (cu.ft.) | | | |
|-------------------------------|------|-------|----|
| Passenger / Cargo | | | |
| 2dr | 4dr | Hatch | Pg |
| Cooper S Countryman All4 | | 87/16 | 13 |
| Cooper S Coupe | | | 7 |
| Cooper S Paceman | | 87/14 | 13 |
| Cooper S Paceman All4 | | 87/14 | 13 |
| Cooper S Roadster | | | 7 |
| JCW Countryman All4 | | 87/16 | 13 |
| JCW Paceman All4 | | 87/14 | 13 |
| John Cooper Works Clubman | | 80/9 | 10 |
| John Cooper Works Convertible | 72/6 | | 8 |
| John Cooper Works Coupe | | | 7 |
| John Cooper Works Roadster | | | 7 |

MINI

| | | | |
|---------------------|--------|-------|-------|
| i-MiEV | | 85/13 | 10,34 |
| Lancer | 93/12 | | 13 |
| Lancer AWD | 93/12 | | 13 |
| Lancer Evolution | 93/7 | | 13 |
| Lancer Sportback | 95/14 | | 20 |
| Mirage | 86/17 | 86/17 | 13 |
| Outlander 2WD | 128/10 | | 24 |
| Outlander 4WD | 128/10 | | 26 |
| Outlander Sport 2WD | 97/22 | | 24 |
| Outlander Sport 4WD | 97/22 | | 26 |

MOBILITY VENTURES LLC

| | | | |
|----------|--|--|-------|
| MV-1 | | | 23 |
| MV-1 CNG | | | 23,33 |

NISSAN

| | | | |
|-----------------------|--------|-------|---------|
| 370Z | 52/7 | | 7 |
| 370Z Roadster | 52/4 | | 7 |
| Altima | 102/15 | | 16 |
| Armada 2WD | | | 27,44 |
| Armada 4WD | | | 29,44 |
| Cube | 98/11 | | 20 |
| Frontier 2WD | | | 20 |
| Frontier 4WD | | | 20 |
| GT-R | 79/9 | | 10 |
| Juke | 87/10 | | 20 |
| Juke AWD | 87/10 | | 20 |
| Leaf | | 92/24 | 5,17,34 |
| Maxima | 96/14 | | 17 |
| Murano AWD | | | 26 |
| Murano CrossCabriolet | | | 26 |
| Murano FWD | | | 24 |
| NV200 Cargo Van | | | 23 |
| Pathfinder 2WD | | | 25 |
| Pathfinder 4WD | | | 26 |
| Pathfinder Hybrid 2WD | | | 27,39 |
| Pathfinder Hybrid 4WD | | | 29,39 |
| Quest | | | 23 |
| Rogue AWD | | | 26 |
| Rogue FWD | | | 25 |
| Rogue Select AWD | | | 26 |
| Rogue Select FWD | | | 25 |
| Sentra | 96/15 | | 17 |
| Sentra FE | 96/15 | | 17 |
| Titan 2WD | | | 21,41 |
| Titan 4WD | | | 21,42 |
| Versa | 90/15 | 94/19 | 13 |
| Xterra 2WD | | | 25 |
| Xterra 4WD | | | 26 |

PAGANI

| | | | |
|--------------|--|--|---|
| Huayra Coupe | | | 7 |
|--------------|--|--|---|

PORSCHE

| | | | |
|-------------------------|------|--|---|
| 911 Carrera | 70/5 | | 8 |
| 911 Carrera 4 | 70/5 | | 8 |
| 911 Carrera 4 Cabriolet | 68/5 | | 8 |
| 911 Carrera 4S | 70/5 | | 8 |

| Interior Volume (cu.ft.) | | | |
|--------------------------|------|-------|----|
| Passenger / Cargo | | | |
| 2dr | 4dr | Hatch | Pg |
| 911 Carrera 4S Cabriolet | 68/5 | | 8 |
| 911 Carrera Cabriolet | 68/5 | | 8 |
| 911 Carrera S | 70/5 | | 8 |
| 911 Carrera S Cabriolet | 68/5 | | 8 |
| 911 GT3 | | | 7 |
| 911 Targa 4 | 70/5 | | 8 |
| 911 Targa 4S | 70/5 | | 8 |
| 911 Turbo | 70/5 | | 8 |
| 911 Turbo Cabriolet | 68/5 | | 8 |
| 911 Turbo S | 70/5 | | 8 |
| 911 Turbo S Cabriolet | 70/5 | | 8 |

| | | | |
|----------------------------|--------|--|-------|
| Boxster | | | 7 |
| Boxster S | | | 7 |
| Cayenne | | | 29 |
| Cayenne Diesel | | | 29,32 |
| Cayenne GTS | | | 29 |
| Cayenne S | | | 29 |
| Cayenne S Hybrid | | | 29,39 |
| Cayenne Turbo | | | 29 |
| Cayenne Turbo S | | | 29 |
| Cayman | | | 7 |
| Cayman S | | | 7 |
| Panamera | 108/16 | | 19 |
| Panamera 4 | 108/16 | | 19 |
| Panamera 4S | 108/16 | | 19 |
| Panamera 4S Executive | 108/16 | | 19 |
| Panamera GTS | 108/16 | | 19 |
| Panamera S | 108/16 | | 19 |
| Panamera S E-Hybrid | 108/16 | | 19,37 |
| Panamera Turbo | 108/16 | | 19 |
| Panamera Turbo Executive | 108/16 | | 19 |
| Panamera Turbo S | 108/16 | | 19 |
| Panamera Turbo S Executive | 108/16 | | 19 |

RAM

| | | | |
|--------------|--|--|------------|
| 1500 2WD | | | 5,21,31,41 |
| 1500 4WD | | | 21,31,42 |
| 1500 HFE 2WD | | | 21 |
| C/V | | | 23,43 |

ROLLS-ROYCE

| | | | |
|------------------------|--------|--|----|
| Ghost | 111/14 | | 19 |
| Ghost EWB | 117/14 | | 19 |
| Phantom | 113/14 | | 19 |
| Phantom Coupe | 96/13 | | 13 |
| Phantom Drophead Coupe | 97/11 | | 13 |
| Phantom EWB | 125/14 | | 19 |
| Wraith | 99/13 | | 17 |

ROUSH PERFORMANCE

| | | | |
|------------------------|-------|--|----|
| F150 Pickup 2WD | | | 21 |
| F150 Pickup 4WD | | | 21 |
| F150 Raptor Pickup 4WD | | | 21 |
| Stage 3 Mustang | 83/13 | | 10 |

SCION

| | | | |
|------|------|--------|-----|
| FR-S | 77/7 | | 8 |
| iQ | | 74/4 | 5,8 |
| tC | | 90/15 | 13 |
| xB | | 101/22 | 20 |
| xD | | 84/11 | 10 |

SMART

| | | | |
|-----------------------------------|--|--|--------|
| fortwo cabriolet | | | 7 |
| fortwo coupe | | | 7 |
| fortwo electric drive convertible | | | 5,7,34 |
| fortwo electric drive coupe | | | 5,7,34 |

| Interior Volume (cu.ft.) | | | |
|--------------------------|--------|-------|---------|
| Passenger / Cargo | | | |
| 2dr | 4dr | Hatch | Pg |
| SRT | | | |
| Viper | | | 7 |
| SUBARU | | | |
| BRZ | 77/7 | | 8 |
| Forester AWD | | | 26 |
| Impreza AWD | 96/12 | | 13 |
| Impreza Wagon AWD | 98/23 | | 20 |
| Legacy AWD | 103/15 | | 17 |
| Outback AWD | | | 26 |
| Tribeca AWD | | | 26 |
| XV Crosstrek AWD | | | 26 |
| XV Crosstrek Hybrid AWD | | | 5,26,39 |

TESLA

| | | | |
|-------------------------------------|-------|--|---------|
| Model S (60 kW-hr battery pack) | 94/26 | | 5,19,34 |
| Model S (85 kW-hr battery pack) | 94/26 | | 19,34 |
| Model S AWD (85 kW-hr battery pack) | 94/26 | | 19,34 |

TOYOTA

| | | | |
|-------------------------------|--------|-------|---------|
| 4Runner 2WD | | | 28 |
| 4Runner 4WD | | | 29 |
| Avalon | 104/16 | | 17 |
| Avalon Hybrid | 104/14 | | 17,39 |
| Camry | 103/15 | | 17 |
| Camry Hybrid LE | 103/13 | | 17,39 |
| Camry Hybrid XLE/SE | 103/13 | | 17,39 |
| Corolla | 98/13 | | 17 |
| Corolla LE Eco | 98/13 | | 17 |
| FJ Cruiser 2WD | | | 25 |
| FJ Cruiser 4WD | | | 26 |
| Highlander 2WD | | | 25 |
| Highlander AWD | | | 29 |
| Highlander Hybrid 4WD | | | 5,29,39 |
| Highlander Hybrid 4WD LE Plus | | | 5,29,39 |
| Land Cruiser Wagon 4WD | | | 29 |
| Prius | | 94/22 | 5,17,39 |
| Prius c | | 87/17 | 5,13,38 |
| Prius Plug-in Hybrid | | 94/22 | 17,36 |
| Prius v | 97/34 | | 5,20,39 |
| RAV4 | | | 25 |
| RAV4 AWD | | | 26 |
| RAV4 EV | | | 5,25,35 |
| RAV4 Limited AWD | | | 27 |
| Sequoia 2WD | | | 28 |
| Sequoia 4WD | | | 29 |
| Sequoia 4WD FFV | | | 29,44 |
| Sienna 2WD | | | 23 |
| Sienna AWD | | | 23 |
| Tacoma 2WD | | | 5,20 |
| Tacoma 4WD | | | 20 |
| Tundra 2WD | | | 21 |
| Tundra 4WD | | | 21 |
| Tundra 4WD FFV | | | 21,42 |
| Venza | | | 25 |
| Venza 4WD | | | 27 |
| Yaris | | 85/15 | 13 |

Interior Volume (cu.ft.)

Passenger / Cargo

| | 2dr | 4dr | Hatch | Pg |
|--------------------|------------|------------|--------------|-----------|
| VOLKSWAGEN | | | | |
| Beetle | | | 85/15 | 13,31 |
| Beetle Convertible | 81/7 | | | 10,31 |
| CC | 94/13 | | | 13 |
| CC 4motion | 94/13 | | | 13 |
| Eos | 77/11 | | | 10 |
| Golf | | | 94/15 | 13,31 |
| GTI | | | 94/15 | 13 |
| Jetta | 94/16 | | | 13,31 |
| Jetta Hybrid | 94/16 | | | 13,38 |
| Jetta SportWagen | 92/33 | | | 20,31 |
| Passat | 102/16 | | | 17,31 |
| Routan | | | | 23,43 |
| Tiguan | | | | 25 |
| Tiguan 4motion | | | | 27 |
| Touareg | | | | 30,32 |
| Touareg Hybrid | | | | 30,39 |
| VOLVO | | | | |
| S60 AWD | 92/14 | | | 13 |
| S60 FWD | 92/14 | | | 13 |
| S80 AWD | 98/15 | | | 17 |
| S80 FWD | 98/15 | | | 17 |
| XC60 AWD | | | | 27 |
| XC60 FWD | 99/34 | | | 25 |
| XC70 AWD | | | | 27 |
| XC70 FWD | 98/37 | | | 25 |
| XC90 AWD | | | | 30 |
| XC90 FWD | | | | 28 |

GETTING TO KNOW THE NEW FUEL ECONOMY AND ENVIRONMENT LABEL

EPA recently redesigned the Fuel Economy and Environment labels that must be affixed to new vehicles starting with the 2013 model year. The example below shows a sample label for a gasoline vehicle. Slightly different designs are used for flexible-fuel vehicles, electric vehicles, and plug-in hybrids. For more in-depth descriptions of label information for all vehicle types, visit www.fueleconomy.gov

The diagram shows a sample EPA Fuel Economy and Environment label for a Gasoline Vehicle. The label is divided into several sections:

- Fuel Economy:** Shows 27 MPG combined city/hwy, 24 MPG city, and 32 MPG highway. It also states 3.7 gallons per 100 miles. A note indicates that mid-sized cars range from 13 to 58 MPGe, with the best vehicle rates 121 MPGe.
- Annual Fuel Cost:** Shows \$1,950 based on 15,000 miles per year at \$3.50 per gallon for regular unleaded and \$3.75 for premium.
- Fuel Economy & Greenhouse Gas Rating:** Shows a rating of 7 on a scale of 1 (worst) to 10 (best).
- Smog Rating:** Shows a rating of 5 on a scale of 1 (worst) to 10 (best).
- Annual Mileage, Fuel Cost, and Other Assumptions:** A note explains that actual results will vary for many reasons, including driving conditions and how you drive and maintain your vehicle. The average new vehicle gets 23 MPG and costs \$11,500 to fuel over 5 years. Cost estimates are based on 15,000 miles per year at \$3.50 per gallon. MPGe is miles per gasoline gallon equivalent. Vehicle emissions are a significant cause of climate change and smog.
- QR Code:** A QR code is provided to link to official information on fueleconomy.gov (requires scanner app).

Callout boxes provide additional context for various parts of the label:

- Fuel economy for city, highway, and combined city/highway driving (55% city and 45% highway) in miles per gallon:** Points to the 27, 24, and 32 MPG values.
- Combined city/highway fuel economy range for vehicles in same EPA vehicle class and fuel economy for most efficient vehicle overall for model year:** Points to the 27 MPG combined value.
- Technology and fuel type, such as gasoline, diesel, flexible fuel (gasoline-ethanol [E85]), plug-in hybrid (electricity-gasoline), and electric vehicle:** Points to the 'Gasoline Vehicle' label.
- Fuel consumption in gallons per 100 miles in combined city/highway driving:** Points to the 3.7 gallons per 100 miles value.
- Annual fuel cost based on 15,000 miles per year at \$3.50 per gallon for regular unleaded and \$3.75 for premium:** Points to the \$1,950 annual fuel cost.
- Annual mileage, fuel cost, and other assumptions used to calculate estimates on the sticker:** Points to the bottom section of the label.
- Compares fuel economy and tailpipe greenhouse gas emissions to those of other vehicles of the same model year on a scale of 1 (worst) to 10 (best). Upstream emissions estimates are available at fueleconomy.gov.** Points to the Fuel Economy & Greenhouse Gas Rating.
- Compares tailpipe emissions of smog-producing pollutants to those of other vehicles of the same model year on a scale of 1 (worst) to 10 (best).** Points to the Smog Rating.
- Fuel cost savings or extra expenditure compared to an "average" new vehicle of the same model year (23 mpg for model year 2014):** Points to the 'You save \$1,750 in fuel costs over 5 years compared to the average new vehicle.' text.
- QR Code. Scan the code with your smart phone to link to official information on fueleconomy.gov (requires scanner app).** Points to the QR code.