



INSTITUTE of
Museum and Library
SERVICES



State Library Administrative Agencies Survey Fiscal Year 2020 Data File Documentation



October 2021



State Library Administrative Agencies Survey Fiscal Year 2020

Data File Documentation and
Data User's Guide

October 2021

Marisa Pelczar

Lisa M. Frehill

Institute of Museum and Library Services

Taylor Lewis

Elizabeth Robbins

RTI International (Research Triangle Institute)

Institute of Museum and Library Services

Crosby Kemper

Director

About the Institute of Museum and Library Services

The Institute of Museum and Library Services (IMLS) is the primary source of federal support for the nation's 123,000 libraries and 35,000 museums and related organizations. Our mission is to inspire libraries and museums to advance innovation, lifelong learning, and cultural and civic engagement. Our grant making, policy development, and research help libraries and museums deliver valuable services that make it possible for communities and individuals to thrive. To learn more, visit www.imls.gov and follow us on [Facebook](#) and [Twitter](#).

As part of its mission, IMLS conducts policy research, analysis, and data collection to extend and improve the nation's museum, library, and information services. IMLS research activities are conducted in ongoing collaboration with state library administrative agencies; national, state, and regional library and museum organizations; and other relevant agencies and organizations. IMLS research activities are designed to provide consistent, reliable, complete, and accurate indicators of the status and trends in library and museum services and to report timely, useful, and high-quality data to Congress, the states, other policymakers, practitioners, data users, and the general public.

Contact Information

Institute of Museum and Library Services
955 L'Enfant Plaza North, SW, Suite 4000
Washington, DC 20036-5802
202-653-IMLS (4657)
<https://www.imls.gov>

This publication is available online: <https://www.imls.gov/research-evaluation/data-collection/state-library-administrative-agency-survey>. IMLS will provide an audio recording of this publication upon request.

For questions or comments, contact research@imls.gov.

Suggested Citation

Pelczar, M., Frehill, L. M., Lewis, T., & Robbins, E. (2021). *Data File Documentation: State Library Administrative Agency Survey: Fiscal Year 2020*. Washington, DC: Institute of Museum and Library Services.

Unless specifically noted, all information contained herein is in the public domain and may be used and reprinted without special permission. Citation of this source is required.

Cover Photo

The Santa Ana Public Library provides its users access to over 274,000 library materials including DVDs, CDs, audiobooks, over 50 online databases, over 1,000 eResources including eBooks, eAudiobooks, digital magazines and video streaming, over 80 public computers across the City of Santa Ana, California, and access to free after-school tutoring, homework help and special programs and events. (Photo Courtesy of Santa Ana Public Library)

Contents

I.	Introduction	1
	Background.....	1
	Purpose of Survey.....	1
II.	User’s Guide to SLAA Data.....	3
	Survey Methodology	3
	 Survey Universe.....	3
	 Web-Based Data Collection Tool and Questionnaire.....	3
	 Reporting Period	4
	Survey Response Rate	4
	 Unit Response	4
	 Item Response	4
	Data Collection and Processing.....	4
	 Data Collection.....	4
	 Data Processing.....	5
	 Edit Checks During Data Collection.....	5
	 Post-Edit Processing	6
	 Imputation	6
	 Other Variables Added During Post-Edit Processing.....	7
	 Metadata Warehouse	8
	 Nonsampling Error	8
	 Disclosure Limitation	8
	Using the Data.....	8
	 SLAA Public Use Data File.....	8
	 Comparisons of FY 2020 Data to Prior-Year Data.....	9
	 Changes to FY 2020 Data Collection	9
	Appendix A—Record Layout of the SLAA Data File.....	A-1
	Appendix B—Legislative Authorization.....	B-1
	Appendix C—SLAA Survey Questionnaire and Instructions, FY 2020	C-1
	Appendix D—Consolidation of Other Federal Revenue (FIOTH) Variables	D-1
	Appendix E—Frequencies of Categorical Variables, Descriptive Statistics for Continuous Variables, and Imputation Flag Frequencies on the SLAA Data File.....	E-1
	Appendix F—SLAA Administrative Structure Groups, FY 2020.....	F-1
	Appendix G—Decision Tree: Assignment of SLAAs to Administrative Groups.....	G-1

I. Introduction

The **State Library Administrative Agencies (SLAA) Survey** is a voluntary survey conducted biennially by the Institute of Museum and Library Services (IMLS). The SLAA Survey collects data on SLAAs in the 50 states and the District of Columbia. IMLS collects these data under the mandate in the **Museum and Library Services Act of 2018** (PL 115-410), as stated in Section 210.¹ The survey is a cooperative effort of the Chief Officers of State Library Agencies (COSLA); RTI International (RTI), the data collection agent; and IMLS.

The fiscal year (FY) 2020 survey is the 22nd in the series. The survey was put on a biennial administration schedule beginning with the FY 2010 survey; before then, it was administered annually.²

This user's guide provides detailed information on the SLAA data set pertaining to FY 2020. The data files include all SLAAs in the 50 states and the District of Columbia. The reporting unit for the survey is the SLAA. Each data file includes a total of 385 variables. Data files are available in SAS (.sas7bdat), comma-separated (.csv), and SPSS (.sav) formats. The data file record layout in Appendix A displays the layout of the data files and includes all of the variables contained therein.

Background

An SLAA is the official agency in a state with adequate authority under state law to administer state plans for libraries in accordance with the provisions of the Library Services and Technology Act (LSTA) (20 U.S.C. § 9121) of 2018. In addition to their critical role in assessing, planning, and coordinating library services and resources, SLAAs may provide important reference and information services to the state government, administer the state library or serve as the state archives, operate libraries for the blind and print disabled, and/or support the State Center for the Book. In some states, the SLAA also may function as a public library at large, providing library services to the general public.

Purpose of Survey

The purpose of the SLAA Survey is to provide state and federal policymakers and other interested users with information about SLAAs. The data collected are useful to chief officers of SLAAs; policymakers in the executive and legislative branches of federal and state governments; government and library administrators at the federal, state, and local levels; decision makers who use this survey to obtain information about services and fiscal practices; the American Library Association and its members or customers; library and public policy researchers; and the public, journalists, and others. The data collected on services provided by SLAAs to public, academic, school, and special libraries, as well as library cooperatives—when combined with the data

¹ The President's budget request for IMLS administrative costs includes funds for the Public Libraries Survey and the SLAA Survey.

² Through the FY 2010 survey administration, the SLAA Survey was known as the State Library Agency (StLA) Survey.

collected by the IMLS Public Libraries Survey and the National Center for Education Statistics surveys of academic and school libraries—provide a picture of library services that is comprehensive and nationwide in scope.

The legislative authorization to perform this data collection appears in Appendix B. IMLS library research activities are conducted in ongoing collaboration with SLAAs and other relevant agencies and organizations to extend and improve the nation's library and information services.

II. User's Guide to SLAA Data

Survey Methodology

Survey Universe

The survey universe comprises the SLAAs in the 50 states and the District of Columbia (51 total). There was no sampling: the SLAA is a census.

The respondents for the SLAA FY 2020 Survey were employed at each of the states' SLAAs. Chief officers of each SLAA assigned one or more respondents to provide data for the survey. Data were entered by the respondents and certified by the chief officers.

Web-Based Data Collection Tool and Questionnaire

The SLAA FY 2020 Survey data were collected in English over the Internet via a web-based reporting system. The web application included a user's guide and tutorial that explained its features and operation, the survey questionnaire, and a data edit check tool designed to alert respondents to anomalies or inconsistencies in their data entries. The web application was designed to minimize respondent burden, to improve data quality and timeliness, and to ensure that minimal edit follow-up would be required with state agencies to resolve data problems.

The FY 2020 survey collected data on items organized in 13 parts:

- A. SLAA Identification
- B. Governance
- C. Allied Operations, State Resource or Reference/Information Service Center, and State Center for the Book
- D. Services to Libraries and Library Cooperatives
- E. Public Service Hours, Outlets, and User Groups
- F. Collections
- G. Library Service Transactions
- H. Library Development Transactions
- I. Staff
- J. Revenue
- K. Expenditures
- L. LSTA State Program Expenditures
- M. Electronic Services and Information

Data items and definitions are provided in the survey questionnaire and the instructions for completing survey items. Additional information on the questionnaire is provided in Appendix C.

Reporting Period

The SLAA FY 2020 Survey requested that respondents report data for their respective state's 2020 fiscal year, except for the items in Part B (Governance) and Part I (Staff), for which respondents were requested to report data as of October 1, 2020. The 2020 fiscal year for most states was July 1, 2019, to June 30, 2020. Five SLAAs had fiscal years with other start and end dates:

- New York: April 1, 2019–March 31, 2020
- Texas: September 1, 2019–August 31, 2020
- Alabama, District of Columbia, and Michigan: October 1, 2019–September 30, 2020

Survey Response Rate

Unit Response

The SLAA FY 2020 Survey achieved a 100 percent unit response rate; all 51 SLAAs provided data.

Item Response

Item response rates were calculated by dividing the total number of SLAAs reporting data for an item by the total number of SLAAs in the survey universe to which that item was presented.³

With the exception of two items (GOVDOC and LIBVISITS), all items had item response rates of 100 percent. The item response rate for GOVDOC was 94 percent, and the item response rate for LIBVISITS was 96 percent.

Data Collection and Processing

Data Collection

The SLAA FY 2020 Survey was opened for data entry to SLAAs using the web-based tool beginning on January 11, 2021. The data collection was closed on March 19, 2021. RTI was the data processing agent for the survey and administered the web application, provided technical support to respondents, performed edit and nonresponse follow-up, and produced the data files and tabulations.

To reduce respondent burden, the survey was transmitted with prior-year data pre-entered for the state agency name and address (including Part A, A-10 through A-40) based on FY 2018 SLAA Survey data and for the chief officer (Part A, A-130 through A-170) and survey respondent (Part A, A-180 through A-220) based on contact files from stakeholder identification. The survey

³ The SLAA Survey instrument contains a limited number of “logical skips” in which items are not presented due to the response to an earlier item. For example, some items are lists containing an “Other” option; if the “Other” option is not selected, respondents are not given an opportunity to enter further information. Values missing in the data files for this reason are so identified. The frequencies and percentages given in Appendix E, however, effectively report these logical skips as valid, non-missing values.

instructions directed respondents to review the pre-entered data and to update any information that had changed since the FY 2018 survey administration. The system also displayed prior-year responses in a non-editable, display-only field for reference for the following: Part E, E-101 through E-080; Part F, F-010 through F-050; Part J, J-070 through J-150; and all of parts G, H, I, K, and L.⁴ All other data cells were left blank for respondents to complete. All items required a response except those that followed a logical skip pattern. The system would not allow the respondent to submit and “lock” data unless the respondent answered or provided a justification as to why an answer was not available.

Data Processing

To ensure accuracy, data were checked and edited as necessary during and after collection. In addition, missing values were imputed (see details below).

Data elements collected about the state officer and the respondent (names and contact information included in Part A of the questionnaire) and other data elements associated with administrative data collection processes were removed from the final public data file.

Edit Checks During Data Collection

The web-based data collection tool alerted respondents to potential errors in the data during the data entry process through interactive edit check warnings. The respondent was required to address these warnings through an edit check report, which could be viewed on-screen or printed. The edit check tool enabled the respondent to submit an edited data file to RTI that typically required minimal follow-up to resolve data problems. The edit check tool included three types of edits:

- Relational edit checks (data consistency checks between related data elements). For example, an edit message was generated if the SLAA was designated as a federal depository library, but the respondent did not enter data for the item on the type of federal depository library.
- Out-of-range edit checks (comparisons of data reported for an item to the “plausible range” of numeric values). For example, an edit message was generated if the respondent entered a value less than 0.5 for annual circulation transactions per annual library visit.
- Blank/zero/invalid edit checks (checks of reported data against acceptable values). For example, an edit message was generated if the respondent entered a value of 0 for the data element on the number of book/serial volumes.

Respondents were required to address all edit check warnings in the web-based data collection tool prior to submitting (or “locking”) their data.

⁴ Data fields that stored a numeric value generally included a read-only display of the value entered for FY 2018, but text fields and radio buttons did not. To assist with data collection and entry, respondents could print their last survey pre-populated with their FY 2018 responses.

Post-Edit Processing

After respondents locked their data, RTI performed additional edit checks or post-lock processing on the data (e.g., a comparison of the sum of the reported detail to a reported total). In previous survey administrations, if an SLAA's data failed any post-edit tests, RTI delivered an edit report to the respondent for further data editing and cleaning. Respondents were asked to correct the data or to verify the data as correct. RTI analysts incorporated the edited data into the data file. This year, only two issues needed to be addressed:

- South Dakota: reported “Other Agency” for LARGERAG and then filled “Department of Education” into OTHAGSP. LARGERAG was recoded to “Department of Education” and OTHAGSP was set to “LOGICAL SKIP.”
- District of Columbia: follow-up correspondence confirmed that, like the other 50 SLAAs, the DC SLAA does collect public library statistics. The value of “N - Not Provided” originally assigned for COLLBSTA was changed to “D - Directly.”

In addition, responses to the seven FIOThnA items regarding sources of federal revenue and the associated FIOThnB dollar amount variables were consolidated and coded into new variables. The following four yes/no indicator variables were constructed to cover the most frequent FIOTh responses: FIOTh_IMLSCARES, FIOTh_IMLSOTH, FIOTh_NEH, and FIOTh_NHPRC. Any remaining responses were captured in reformulated FIOTh1A–FIOTh3A variables. More detail on the assignment of FIOTh variables is provided in Appendix D.

Finally, minor changes were made to correct obvious typographical errors and to harmonize text variables.

Imputation

Imputation was performed for two numerical variables that had missing values, as shown in Table 1. In some cases, the states involved also had missing values in FY 2018. Values are marked in Table 1 as being “Imputed” or “Reported.” Growth rate imputation of missing values was used in alignment with prior SLAA surveys. Values for FY 2018 were multiplied by variable-specific growth factors calculated as the mean of the FY 2020/FY 2018 ratios over all states for which both FY 2018 and FY 2020 values were present.

Table 1. Growth Factors and Imputed Values of Numerical Variables

Variable	Growth Factor	Imputed Value [FY 2018 value]
GOVDOC	0.940	CT = 4,101,436 [4,362,343] (Imputed) OH = 1,701,327 [1,809,555] (Imputed)
LIBVISITS	0.522	CA = 129,170 [247,409] (Imputed) IL = 36,645 [70,188] (Imputed) UT = 4,253 [8,147] (Reported)

Two associated imputation flag variables, GOVDOC_F and LIBVISITS_F, were added to the data set. Each takes the value “GR18” (growth factor) for states with imputed values based on reported values in FY 2018, “GI18” for those for which the value was imputed using the growth model applied to data imputed in FY 2018, and “R” for data as reported by the respondent.

Other Variables Added During Post-Edit Processing

Three additional variables were added to the data files to aid users in performing common analyses, including those that are presented in the FY 2020 statistical tables, which report per capita metrics as well as data for four groups of SLAAs based on location within their jurisdictions' government.

Region: The variable named OBEREGION is made up of the U.S. Bureau of Economic Analysis's regions as shown in Table 2.

Table 2. Bureau of Economic Analysis Region Codes

Code	Region
01	New England (CT ME MA NH RI VT)
02	Mid-East (DE DC MD NJ NY PA)
03	Great Lakes (IL IN MI OH WI)
04	Plains (IA KS MN MO NE ND SD)
05	Southeast (AL AR FL GA KY LA MS NC SC TN VA WV)
06	Southwest (AZ NM OK TX)
07	Rocky Mountains (CO ID MT UT WY)
08	Far West (AK CA HI NV OR WA)

State Population: The variable named POPU_ST is the resident population derived from the 2020 decennial census.⁵

Administrative Structure Groups: The variable named ADMINGROUP was developed based on Bertot and White's 2014 study of state library agencies' governance, operations, and organization, with some slight modifications.⁶ Two of the six categories described by Bertot and White were the same (i.e., “Department of Education” and “Other Department”), but the other four were recombined into two categories for this variable, as follows:

- A. Rather than being divided into two separate categories, the two SLAAs within the legislative branch and SLAAs in independent agencies were combined into a category labeled “*Independent Agency/Legislative Branch*” because Bertot and White found that

⁵ U.S. Census Bureau. (2021, April). “Table 2. Resident Population for the 50 States, the District of Columbia, and Puerto Rico: 2020 Census.” Retrieved from <https://www2.census.gov/programs-surveys/decennial/2020/data/apportionment/apportionment-2020-table02.xlsx>.

⁶ Bertot, J. C., & White, K. D. (2014). *State Library Agency Organizations: Roles, Structures, and Services*. Information Policy and Access Center. Retrieved from <https://ipac.umd.edu/wp-content/uploads/2020/02/20140701-slaorganizations.pdf>.

independent agencies were more likely to have the ability to advocate directly with legislative staff, much like SLAAs housed within the legislative branch itself.

- B. Because departments of state and departments of administration tend to serve largely the same function, providing basic administrative services such as capital procurement and personnel management, Bertot and White's two separate categories were combined into one, labeled "*Department of State/Administration.*"

The structure of administrative groups is described in Appendix F, and the assignment of SLAAs to administrative locations based on the responses to the four variables (BRANCH, INDAGY, LARGERAG, and OTHAGSP) is summarized in the table and figure in Appendix G.

Metadata Warehouse

Information received from states during the edit check warning process and the post-edit process was archived to create a metadata warehouse. IMLS and RTI reviewed these metadata to select information that may be useful to analysts.

Nonsampling Error

Because all units in the universe were surveyed, these data are not subject to sampling error. However, the SLAA data are subject to nonsampling error, such as measurement and processing errors. Every effort has been made to mitigate such errors. The editing efforts described above are designed to decrease the number of errors due to inaccurate responses or processing problems. Imputation lessens the effect of nonresponse. Extensive quality control checks were performed, iteratively, by both RTI and IMLS.

Disclosure Limitation

The SLAA public data files contain no personally identifiable information (PII),⁷ but they do contain potentially sensitive information in the form of salary and benefits expenditures for those SLAAs with few employees. However, only the District of Columbia (6 full-time equivalent [FTE] staff) and Hawaii (4 FTE staff) have fewer than 10 FTE staff. IMLS policy does not require that associated expenditures be suppressed or altered to protect confidentiality.⁸

Using the Data

SLAA Public Use Data File

IMLS provides one public use data file for this survey (slaa2020). The data file is provided in multiple formats: SAS (.sas7bdat), comma-delimited (.csv), and SPSS (.sav). The SLAA FY 2020

⁷ As noted earlier, personal information about the state officer and respondent gathered during the data collection phase were removed from the public data files.

⁸ IMLS policy requires suppression of salary and benefits data for entities with two or fewer staff.

public use data file consists of 51 records (observations), one for each SLAA. The data file has 385 variables, including imputation flags.

Comparisons of FY 2020 Data to Prior-Year Data

Missing data were imputed beginning with the FY 1999 survey. Data users should take into consideration that items that include imputations are not strictly comparable to data from surveys prior to FY 1999.

State comparisons should be made with caution because states vary in their fiscal year reporting periods and may vary in their interpretation of the survey items. Also, the District of Columbia, although not a state, is included in the survey.

Changes to FY 2020 Data Collection

Between the FY 2018 and FY 2020 data collection cycles, several items were added to the survey instrument to address the impact of the COVID-19 coronavirus pandemic. The COVID-19-related variables will be released in a separate supplemental file with accompanying documentation. Aside from those additions, no changes were implemented to the remainder of the survey items between the FY 2018 and FY 2020 SLAA data collections.

For FY 2020, the web data collection system also included a new feature that automatically calculated totals for most of the fields that are sums of other fields. The total values were displayed on-screen to assist with data entry and saved as variable values in back-end data. Respondents did not have to manually calculate the values and enter them.

Appendices

Appendix A—Record Layout of the SLAA Data File

In FY 2020, variables were added specific to the COVID-19 coronavirus pandemic. Those variables will appear in a COVID-19-specific data set and documentation.

Variable Name	Position	Survey Part	Data Item	Data Type	Field Length	SAS Format	Description
Part A: State Library Administrative Agency Identification							
STLANAME	1	A	A-010	C	100		SLAA Name
Physical location address							
PHYSADDR	2	A	A-020	C	50		Street
PHYSCITY	3	A	A-030	C	50		City
PHYS_ST	4	A	A-040	C	2		State
PHYSZIP	5	A	A-050	C	5		Zip
PHYSZIP4	6	A	A-060	C	4	MISSING	Zip+4
Mailing address							
MAILADDR	7	A	A-070	C	100		Street
MAILCITY	8	A	A-080	C	50		City
MAIL_ST	9	A	A-090	C	2		State
MAILZIP	10	A	A-100	C	5		Zip
MAILZIP4	11	A	A-110	C	4	MISSING	Zip+4
WEBADDR	12	A	A-120	C	100		World Wide Web address
Reporting Period							
FYSTART	13	A	A-230	N	8	MMDDYY	Fiscal year starting date
FYEND	14	A	A-240	N	8	MMDDYY	Fiscal year ending date, in following format: month/day/year (e.g., 06/30/2020)

Data Type: N = numeric; C = character.

† Not applicable because element is a calculated variable.

Variable Name	Position	Survey Part	Data Item	Data Type	Field Length	SAS Format	Description
Part A: State Library Administrative Agency Identification (continued)							
Calculated Variables							
ADMINGROUP	15	†	†	C	40		Administrative Structure Group
POPU_ST	16	†	†	N	8		2020 Census population data by state as of April 2020. (Source: U.S. Census Bureau, 2021)
OBEREGION	17	†	†	C	12	OBEREG	Bureau of Economic Analysis Region Code 01—New England 02—Mid-East 03—Great Lakes 04—Plains 05—Southeast 06—Southwest 07—Rocky Mountains 08—Far West
RSTATUS	18	†	†	C	12	RSTATUS	Reporting Status 1—Respondent, with no imputed data 2—Respondent, with both reported and imputed data
Part B: Governance							
Location in state government as of October 1, 2019, whom the agency reports to, and selection methods							
BRANCH	19	B	B-010	C	1	BRANCH	Branch of government L—Legislative branch E—Executive branch
INDAGY	20	B	B-020	C	1	INDAGY	SLAA is independent agency in the Executive branch reporting to: G—Governor B—Board/commission P—Logical Skip

Data Type: N = numeric; C = character.
 † Not applicable because element is a calculated variable.

Variable Name	Position	Survey Part	Data Item	Data Type	Field Length	SAS Format	Description
Part B: Governance (continued)							
Board/commission selection method(s):							
APPBYGOV	21	B	B-030	C	1	NPY	Appointed by governor Y—Yes N—No P—Logical Skip
APPBYOTH	22	B	B-040	C	1	NPY	Appointed by other official Y—Yes N—No P—Logical Skip
LARGERAG	23	B	B-050	C	1	LARGERAG	Part of larger agency in Executive branch: E—Department of Education C—Department of Cultural Resources S—Department of State O—Other Agency P—Logical Skip
OTHAGSP	24	B	B-060	C	100	SKIP	Other agency, specified P—Logical Skip
PLA_BRCO	25	B	B-070	C	1	NPY	SLAA that is part of larger agency in the Executive branch has board or commission Y—Yes N—No P—Logical Skip
PLA_GOV	26	B	B-080	C	1	NPY	Appointed by governor Y—Yes N—No P—Logical Skip
PLD_OTH	27	B	B-090	C	1	NPY	Appointed by other official Y—Yes N—No P—Logical Skip

Data Type: N = numeric; C = character.

† Not applicable because element is a calculated variable.

Variable Name	Position	Survey Part	Data Item	Data Type	Field Length	SAS Format	Description
Part C: Allied Operations							
Allied operations combined with the SLAA (Y—Yes; N—No)							
STARCHIV	28	C	C-010	C	1	YN	State archives
STLEGREF	29	C	C-020	C	1	YN	Primary state legislative research organization
STHSTMUS	30	C	C-030	C	1	YN	State history museum/art gallery
STRECMNG	31	C	C-040	C	1	YN	State records management service
OTHALLOP	32	C	C-050	C	1	YN	Other allied operation
OTHALLSP	33	C	C-060	C	100	SKIP	Other allied operation, specified P—Logical Skip
STLACONT	34	C	C-070	C	1	YN	SLAA contracts with local public or academic library
STLAHOST	35	C	C-080	C	1	YN	SLAA hosts/provides funding to State Center
Part D: Services to Libraries							
Services provided directly or by contract by SLAA to types of libraries or library cooperatives: D = directly; C = contract; N = not provided							
Accreditation of libraries							
ACCRLIBA	36	D	D_SV-010a	C	1	CDN	Public
ACCRLIBB	37	D	D_SV-010b	C	1	CDN	Academic
ACCRLIBC	38	D	D_SV-010c	C	1	CDN	School
ACCRLIBD	39	D	D_SV-010d	C	1	CDN	Special
ACCRLIBE	40	D	D_SV-010e	C	1	CDN	Library cooperatives
Administration of state aid							
STAIDSVA	41	D	D_SV-020a	C	1	CDN	Public
STAIDSVB	42	D	D_SV-020b	C	1	CDN	Academic
STAIDSVC	43	D	D_SV-020c	C	1	CDN	School
STAIDSVD	44	D	D_SV-020d	C	1	CDN	Special
STAIDSVE	45	D	D_SV-020e	C	1	CDN	Library cooperatives

Data Type: N = numeric; C = character.

† Not applicable because element is a calculated variable.

Variable Name	Position	Survey Part	Data Item	Data Type	Field Length	SAS Format	Description
Part D: Services to Libraries (continued)							
Services provided directly or by contract by SLAA to types of libraries or library cooperatives: D = directly; C = contract; N = not provided							
Certification of librarians							
CERTLIBA	46	D	D_SV-030a	C	1	CDN	Public
CERTLIBB	47	D	D_SV-030b	C	1	CDN	Academic
CERTLIBC	48	D	D_SV-030c	C	1	CDN	School
CERTLIBD	49	D	D_SV-030d	C	1	CDN	Special
CERTLIBE	50	D	D_SV-030e	C	1	CDN	Library cooperatives
Collection of library statistics							
COLLBSTA	51	D	D_SV-040a	C	1	CDN	Public
COLLBSTB	52	D	D_SV-040b	C	1	CDN	Academic
COLLBSTC	53	D	D_SV-040c	C	1	CDN	School
COLLBSTD	54	D	D_SV-040d	C	1	CDN	Special
COLLBSTE	55	D	D_SV-040e	C	1	CDN	Library cooperatives
Consulting services							
CNSLTSVA	56	D	D_SV-050a	C	1	CDN	Public
CNSLTSVB	57	D	D_SV-050b	C	1	CDN	Academic
CNSLTSVC	58	D	D_SV-050c	C	1	CDN	School
CNSLTSVD	59	D	D_SV-050d	C	1	CDN	Special
CNSLTSVE	60	D	D_SV-050e	C	1	CDN	Library cooperatives
Library legislation preparation/review							
LIBLEGA	61	D	D_SV-060a	C	1	CDN	Public
LIBLEGB	62	D	D_SV-060b	C	1	CDN	Academic
LIBLEGC	63	D	D_SV-060c	C	1	CDN	School
LIBLEGD	64	D	D_SV-060d	C	1	CDN	Special
LIBLEGE	65	D	D_SV-060e	C	1	CDN	Library cooperatives

Data Type: N = numeric; C = character.

† Not applicable because element is a calculated variable.

Variable Name	Position	Survey Part	Data Item	Data Type	Field Length	SAS Format	Description
Part D: Services to Libraries (continued)							
Services provided directly or by contract by SLAA to types of libraries or library cooperatives: D = directly; C = contract; N = not provided							
State standards/guidelines							
STSTANDA	66	D	D_SV-070a	C	1	CDN	Public
STSTANDB	67	D	D_SV-070b	C	1	CDN	Academic
STSTANDC	68	D	D_SV-070c	C	1	CDN	School
STSTANDD	69	D	D_SV-070d	C	1	CDN	Special
STSTANDE	70	D	D_SV-070e	C	1	CDN	Library cooperatives
Administration of library system support							
ADMLIBSYSA	71	D	D_SV-080a	C	1	CDN	Public
ADMLIBSYSB	72	D	D_SV-080b	C	1	CDN	Academic
ADMLIBSYSC	73	D	D_SV-080c	C	1	CDN	School
ADMLIBSYSD	74	D	D_SV-080d	C	1	CDN	Special
ADMLIBSYSE	75	D	D_SV-080e	C	1	CDN	Library cooperatives
LSTA state program grants							
LSTASTGRA	76	D	D_SV-090a	C	1	CDN	LSTA state prog grants—public
LSTASTGRB	77	D	D_SV-090b	C	1	CDN	LSTA state prog grants—academic
LSTASTGRC	78	D	D_SV-090c	C	1	CDN	LSTA state prog grants—school
LSTASTGRD	79	D	D_SV-090d	C	1	CDN	LSTA state prog grants—special
LSTASTGRE	80	D	D_SV-090e	C	1	CDN	LSTA state prog grants—library cooperatives
LSTA statewide services							
LSTASTSVA	81	D	D_SV-100a	C	1	CDN	LSTA statewide serv—public
LSTASTSVB	82	D	D_SV-100b	C	1	CDN	LSTA statewide serv—academic
LSTASTSVC	83	D	D_SV-100c	C	1	CDN	LSTA statewide serv—school
LSTASTSVD	84	D	D_SV-100d	C	1	CDN	LSTA statewide serv—special
LSTASTSVE	85	D	D_SV-100e	C	1	CDN	LSTA statewide serv—library cooperatives

Data Type: N = numeric; C = character.

† Not applicable because element is a calculated variable.

Variable Name	Position	Survey Part	Data Item	Data Type	Field Length	SAS Format	Description
Part D: Services to Libraries (continued)							
Services provided directly or by contract by SLAA to types of libraries or library cooperatives: D = directly; C = contract; N = not provided							
Follow-up: Type of Consulting services							
CNSLTSV_1_CON	86	D	D_SV-050.1.1	C	1	YNDK	Construction
CNSLTSV_1_DEV	87	D	D_SV-050.1.2	C	1	YNDK	Development
CNSLTSV_1_CED	88	D	D_SV-050.1.3	C	1	YNDK	Continuing education
CNSLTSV_1_TC	89	D	D_SV-050.1.4	C	1	YNDK	Technology/Connectivity
CNSLTSV_1_MC	90	D	D_SV-050.1.5	C	1	YNDK	Marketing/Communications
CNSLTSV_1_ER	91	D	D_SV-050.1.6	C	1	YNDK	E-Rate
CNSLTSV_1_AL	92	D	D_SV-050.1.7	C	1	YNDK	Adult literacy
CNSLTSV_1_YS	93	D	D_SV-050.1.8	C	1	YNDK	Youth services
CNSLTSV_1_OTH	94	D	D_SV-050.1.9	C	2	YNDK	Other
CNSLTSV_1_OTH_DES	95	D	D_SV-050.1.10	C	200	SKIP	Other describe
Cooperative purchasing of library materials							
COOPPURA	96	D	D_OA-010a	C	1	CDN	Public
COOPPURB	97	D	D_OA-010b	C	1	CDN	Academic
COOPPURC	98	D	D_OA-010c	C	1	CDN	School
COOPPURD	99	D	D_OA-010d	C	1	CDN	Special
COOPPURE	100	D	D_OA-010e	C	1	CDN	Library cooperatives
Interlibrary loan referral services							
ILLREFA	101	D	D_OA-020a	C	1	CDN	Public
ILLREFB	102	D	D_OA-020b	C	1	CDN	Academic
ILLREFC	103	D	D_OA-020c	C	1	CDN	School
ILLREFD	104	D	D_OA-020d	C	1	CDN	Special
ILLREFE	105	D	D_OA-020e	C	1	CDN	Library cooperatives

Data Type: N = numeric; C = character.

† Not applicable because element is a calculated variable.

Variable Name	Position	Survey Part	Data Item	Data Type	Field Length	SAS Format	Description
Part D: Services to Libraries (continued)							
Services provided directly or by contract by SLAA to types of libraries or library cooperatives: D = directly; C = contract; N = not provided							
Reference referral services							
REFREFA	106	D	D_OA-030a	C	1	CDN	Public
REFREFB	107	D	D_OA-030b	C	1	CDN	Academic
REFREFC	108	D	D_OA-030c	C	1	CDN	School
REFREFD	109	D	D_OA-030d	C	1	CDN	Special
REFREFE	110	D	D_OA-030e	C	1	CDN	Library cooperatives
Statewide coordinated digital program or services							
SWDIGPRA	111	D	D_CI-010a	C	1	CDN	Public
SWDIGPRB	112	D	D_CI-010b	C	1	CDN	Academic
SWDIGPRC	113	D	D_CI-010c	C	1	CDN	School
SWDIGPRD	114	D	D_CI-010d	C	1	CDN	Special
SWDIGPRE	115	D	D_CI-010e	C	1	CDN	Library cooperatives
Statewide public relations/library promotion campaigns							
STWIDPRA	116	D	D_CI-020a	C	1	CDN	Public
STWIDPRB	117	D	D_CI-020b	C	1	CDN	Academic
STWIDPRC	118	D	D_CI-020c	C	1	CDN	School
STWIDPRD	119	D	D_CI-020d	C	1	CDN	Special
STWIDPRE	120	D	D_CI-020e	C	1	CDN	Library cooperatives
Statewide virtual reference service							
SWVRS A	121	D	D_CI-030a	C	1	CDN	Public
SWVRS B	122	D	D_CI-030b	C	1	CDN	Academic
SWVRS C	123	D	D_CI-030c	C	1	CDN	School
SWVRS D	124	D	D_CI-030d	C	1	CDN	Special
SWVRS E	125	D	D_CI-030e	C	1	CDN	Library cooperatives

Data Type: N = numeric; C = character.

† Not applicable because element is a calculated variable.

Variable Name	Position	Survey Part	Data Item	Data Type	Field Length	SAS Format	Description
Part D: Services to Libraries (continued)							
Services provided directly or by contract by SLAA to types of libraries or library cooperatives: D = directly; C = contract; N = not provided							
Universal service program							
UNIVSERA	126	D	D_CI-040a	C	1	CDN	Public
UNIVSERB	127	D	D_CI-040b	C	1	CDN	Academic
UNIVSERC	128	D	D_CI-040c	C	1	CDN	School
UNIVSERD	129	D	D_CI-040d	C	1	CDN	Special
UNIVSERE	130	D	D_CI-040e	C	1	CDN	Library cooperatives
Statewide resource planning							
STRESSHA	131	D	D_CI-050a	C	1	CDN	Public
STRESSHB	132	D	D_CI-050b	C	1	CDN	Academic
STRESSHC	133	D	D_CI-050c	C	1	CDN	School
STRESSHD	134	D	D_CI-050d	C	1	CDN	Special
STRESSHE	135	D	D_CI-050e	C	1	CDN	Library cooperatives
Involvement in acquisition of other federal program funds							
ACQFEDPGA	136	D	D_CI-060a	C	1	CDN	Public
ACQFEDPGB	137	D	D_CI-060b	C	1	CDN	Academic
ACQFEDPGC	138	D	D_CI-060c	C	1	CDN	School
ACQFEDPGD	139	D	D_CI-060d	C	1	CDN	Special
ACQFEDPGE	140	D	D_CI-060e	C	1	CDN	Library cooperatives

Data Type: N = numeric; C = character.

† Not applicable because element is a calculated variable.

Variable Name	Position	Survey Part	Data Item	Data Type	Field Length	SAS Format	Description
Part D: Services to Libraries (continued)							
Services provided directly or by contract by SLAA to types of libraries or library cooperatives: D = directly; C = contract; N = not provided							
Follow-up: Involvement in acquisition of other federal program funds—Source of funds							
ACQFEDPG_1_ED	141	D	D_CI-060.1.1	C	1	NPY	Department of Education
ACQFEDPG_1_AG	142	D	D_CI-060.1.2	C	1	NPY	Department of Agriculture
ACQFEDPG_1_CC	143	D	D_CI-060.1.3	C	1	NPY	Federal Communication Commission/Universal Service Administrative Company
ACQFEDPG_1_LAB	144	D	D_CI-060.1.4	C	1	NPY	Department of Labor
ACQFEDPG_1_OTH	145	D	D_CI-060.1.5	C	2	YNDK	Other
ACQFEDPG_1_OTH_DESC	146	D	D_CI-060.1.6	C	200	SKIP	Other describe (write-in)
Continuing education programs							
CNTEDPRA	147	D	D_PA-010a	C	1	CDN	Public
CNTEDPRB	148	D	D_PA-010b	C	1	CDN	Academic
CNTEDPRC	149	D	D_PA-010c	C	1	CDN	School
CNTEDPRD	150	D	D_PA-010d	C	1	CDN	Special
CNTEDPRE	151	D	D_PA-010e	C	1	CDN	Library cooperatives
Library planning/evaluation/research							
LIBPLANA	152	D	D_PA-020a	C	1	CDN	Public
LIBPLANB	153	D	D_PA-020b	C	1	CDN	Academic
LIBPLANC	154	D	D_PA-020c	C	1	CDN	School
LIBPLAND	155	D	D_PA-020d	C	1	CDN	Special
LIBPLANE	156	D	D_PA-020e	C	1	CDN	Library cooperatives

Data Type: N = numeric; C = character.

† Not applicable because element is a calculated variable.

Variable Name	Position	Survey Part	Data Item	Data Type	Field Length	SAS Format	Description
Part D: Services to Libraries (continued)							
Services provided directly or by contract by SLAA to types of libraries or library cooperatives: D = directly; C = contract; N = not provided							
Literacy program support							
LITPRSVA	157	D	D_PA-030a	C	1	CDN	Public
LITPRSVB	158	D	D_PA-030b	C	1	CDN	Academic
LITPR SVC	159	D	D_PA-030c	C	1	CDN	School
LITPR SVD	160	D	D_PA-030d	C	1	CDN	Special
LITPR SVE	161	D	D_PA-030e	C	1	CDN	Library cooperatives
Preservation/conservation services							
PRESERVA	162	D	D_PA-040a	C	1	CDN	Public
PRESERVB	163	D	D_PA-040b	C	1	CDN	Academic
PRESERVC	164	D	D_PA-040c	C	1	CDN	School
PRESERVD	165	D	D_PA-040d	C	1	CDN	Special
PRESERVE	166	D	D_PA-040e	C	1	CDN	Library cooperatives
Summer reading program support							
SUMREADA	167	D	D_PA-050a	C	1	CDN	Public
SUMREADB	168	D	D_PA-050b	C	1	CDN	Academic
SUMREADC	169	D	D_PA-050c	C	1	CDN	School
SUMREADD	170	D	D_PA-050d	C	1	CDN	Special
SUMREADE	171	D	D_PA-050e	C	1	CDN	Library cooperatives
Statewide reading programs							
STREADPRA	172	D	D_PA-060a	C	1	CDN	Public
STREADPRB	173	D	D_PA-060b	C	1	CDN	Academic
STREADPRC	174	D	D_PA-060c	C	1	CDN	School
STREADPRD	175	D	D_PA-060d	C	1	CDN	Special
STREADPRE	176	D	D_PA-060e	C	1	CDN	Library cooperatives

Data Type: N = numeric; C = character.

† Not applicable because element is a calculated variable.

Variable Name	Position	Survey Part	Data Item	Data Type	Field Length	SAS Format	Description
Part D: Services to Libraries (continued)							
Services provided directly or by contract by SLAA to types of libraries or library cooperatives: D = directly; C = contract; N = not provided							
Follow-up: Type of Literacy programs supported							
LITPRSV_1_LA	177	D	D_PA-030.1.1	C	1	YNDK	Language
LITPRSV_1_NM	178	D	D_PA-030.1.2	C	2	YNDK	Numerical
LITPRSV_1_IN	179	D	D_PA-030.1.3	C	1	YNDK	Information
LITPRSV_1_DG	180	D	D_PA-030.1.4	C	1	YNDK	Digital
LITPRSV_1_FN	181	D	D_PA-030.1.5	C	1	YNDK	Financial
LITPRSV_1_HL	182	D	D_PA-030.1.6	C	1	YNDK	Health
LITPRSV_1_FM	183	D	D_PA-030.1.7	C	2	YNDK	Family
Follow-up: Type of Statewide reading programs							
STREADPR_1_EC	184	D	D_PA-060.1.1	C	1	YNDK	Early childhood
STREADPR_1_MC	185	D	D_PA-060.1.2	C	1	YNDK	Middle childhood
STREADPR_1_YA	186	D	D_PA-060.1.3	C	1	YNDK	Young adults
STREADPR_1_AD	187	D	D_PA-060.1.4	C	1	YNDK	Adults
STREADPR_1_OA	188	D	D_PA-060.1.5	C	2	YNDK	Older adults

Data Type: N = numeric; C = character.

† Not applicable because element is a calculated variable.

Variable Name	Position	Survey Part	Data Item	Data Type	Field Length	SAS Format	Description
Part E: Public Service							
TOTHR	189	E	E-010	N	8		Total hours open per typical week (all SLAA outlets, regardless of whom they serve)
Total hours that main or central SLAA is open per typical week to serve the general public and/or state government employees							
TOTHRSC	190	E	E-020	N	8		Total hours/week (main or central outlet)
MON2FRCE	191	E	E-030	N	8		Monday-Friday after 5:00 p.m. (main or central outlet)
SATSUNCE	192	E	E-040	N	8		Saturday and Sunday (main or central outlet)
Total number of SLAA outlets, by type							
MAINOUT	193	E	E-050a	N	8		Main or central outlet
OTHEROUT	194	E	E-060a	N	8		Other outlets, exclude bookmobiles
BKMOBILE	195	E	E-070a	N	8		Bookmobiles
TOTALOUT	196	E	E-080a	N	8		Total outlets
Number of SLAA outlets that serve specific user groups, in whole or in part, by type of user group and outlet:							
Outlets serving blind/physical handicapped individuals							
BPHOUTA	197	E	E-090a	N	8		Main or central outlet
BPHOUTB	198	E	E-090b	N	8		Other outlets (excluding bookmobiles)
BPHOUTC	199	E	E-090c	N	8		Bookmobiles
BPHOUTD	200	E	E-090d	N	8		Total outlets
Outlets serving residents of state correctional institutions							
COROUTA	201	E	E-100a	N	8		Main or central outlet
COROUTB	202	E	E-100b	N	8		Other outlets (excluding bookmobiles)
COROUTC	203	E	E-100c	N	8		Bookmobiles
COROUTD	204	E	E-100d	N	8		Total outlets
Outlets serving residents of other state institutions							
OTSTOUTA	205	E	E-110a	N	8		Main or central outlet
OTSTOUTB	206	E	E-110b	N	8		Other outlets (excluding bookmobiles)
OTSTOUTC	207	E	E-110c	N	8		Bookmobiles
OTSTOUTD	208	E	E-110d	N	8		Total outlets

Data Type: N = numeric; C = character.

† Not applicable because element is a calculated variable.

Variable Name	Position	Survey Part	Data Item	Data Type	Field Length	SAS Format	Description
Part E: Public Service (continued)							
Outlets serving state government employees (executive, legislative, or judicial)							
GVEMOUTA	209	E	E-120a	N	8		Main or central outlet
GVEMOUTB	210	E	E-120b	N	8		Other outlets (excluding bookmobiles)
GVEMOUTC	211	E	E-120c	N	8		Bookmobiles
GVEMOUTD	212	E	E-120d	N	8		Total outlets
Outlets serving general public							
GPOUTA	213	E	E-130a	N	8		Main or central outlet
GPOUTB	214	E	E-130b	N	8		Other outlets (excluding bookmobiles)
GPOUTC	215	E	E-130c	N	8		Bookmobiles
GPOUTD	216	E	E-130d	N	8		Total outlets
Part F: Collections							
Total number of volumes or physical units in all SLAA outlets that serve the general public and/or state government employees, in selected formats							
BKSERVOL	217	F	F-010	N	8		Book and serial volumes (exclude microfilm) (exclude collections of Braille books owned by the National Library Service for the Blind and Physically Handicapped, Library of Congress)
AUDIO	218	F	F-020	N	8		Audio materials (exclude collections of talking books owned by the National Library Service for the Blind and Physically Handicapped, Library of Congress)
VIDEO	219	F	F-030	N	8		Video materials
SUBSCRIP	220	F	F-040	N	8		Current serial subscriptions (titles, not individual issues) (include print subscriptions only) (exclude microfilm, electronic, and digital subscriptions)
GOVDOC	221	F	F-050	N	8		Government documents (include only government documents, in all formats, not accessible through the library catalog and not reported elsewhere)
GOVDOC_F	222	†	†	C	4	IMPUTED	Imputation flag for GOVDOC G18—Imputed, growth using FY18 imputed data R—as reported

Data Type: N = numeric; C = character.

† Not applicable because element is a calculated variable.

Variable Name	Position	Survey Part	Data Item	Data Type	Field Length	SAS Format	Description
Part F: Collections (continued)							
SLAA depository library designation (Y—Yes; N—No)							
STDEPLIB	223	F	F-060	C	1	YN	State depository library
FDDEPLIB	224	F	F-070	C	1	YN	Federal depository library
REGIONAL	225	F	F-080	C	1	YN	Regional (federal depository library)
SELECTIV	226	F	F-090	C	1	YN	Selective (federal depository library)
Part G: Library Service Transactions							
Total annual service transactions in all SLAA outlets that serve the general public and/or state government employees, by type of transaction							
CIRC	227	G	G-010	N	8		Circulation
PROVTO	228	G	G-020	N	8		Interlibrary loan/document delivery: Provided to other libraries
RECFROM	229	G	G-030	N	8		Interlibrary loan/document delivery: Received from other libraries and document delivery services
REFTRANS	230	G	G-040	N	8		Reference transactions
LIBVISITS	231	G	G-050	N	8		Library visits
LIBVISITS_F	232	†	†	C	4	IMPUTED	Imputation flag for LIBVISITS GI18—Imputed, growth using FY18 imputed data GR18—Imputed, growth using FY18 reported data R—as reported
Part H: Library Development Transactions							
Total annual development transactions of the SLAA, by type of transaction LSTA and State grants							
GRANTAW	233	H	H-010	N	8		Grants awarded
EVENTS	234	H	H-020	N	8		Number of events
AEVENTS	235	H	H-030	N	8		Total attendance

Data Type: N = numeric; C = character.
 † Not applicable because element is a calculated variable.

Variable Name	Position	Survey Part	Data Item	Data Type	Field Length	SAS Format	Description
Part I: Staff							
Total number of SLAA staff in FTEs (full-time equivalents) on the payroll as of October 1, 2019, by type of service. Includes unfilled by budgeted positions. The field length of 8 includes 2 decimals, with an explicit decimal point.							
MADMIN	236	I	I-010a	N	8		Administration - ALA-MLS
NADMIN	237	I	I-010b	N	8		Administration - Non ALA-MLS & Non MLS
OADMIN	238	I	I-010c	N	8		Administration - Other (Professional and Non-Professional) staff
ADMIN	239	I	I-010d	N	8		Administration - Total staff
MLIBDEV	240	I	I-020a	N	8		Library development - ALA-MLS
NLIBDEV	241	I	I-020b	N	8		Library development - Non ALA-MLS & Non MLS
OLIBDEV	242	I	I-020c	N	8		Library development - Other (Professional and Non-Professional) staff
LIBDEV	243	I	I-020d	N	8		Library development - Total staff
MLIBSERV	244	I	I-030a	N	8		Library services - ALA-MLS
NLIBSERV	245	I	I-030b	N	8		Library services - Non ALA-MLS & Non MLS
OLIBSERV	246	I	I-030c	N	8		Library services - Other (Professional and Non-Professional) staff
LIBSERV	247	I	I-030d	N	8		Library services - Total staff
MOTHSERV	248	I	I-040a	N	8		Other services - ALA-MLS
NOTHSERV	249	I	I-040b	N	8		Other services - Non ALA-MLS & Non MLS
OOTHSERV	250	I	I-040c	N	8		Other services - Other (Professional and Non-Professional) staff
OTHSERV	251	I	I-040d	N	8		Other services - Total staff
MTOTSTAF	252	I	I-050a	N	8		Total Staff - ALA-MLS
NTOTSTAF	253	I	I-050b	N	8		Total Staff Non ALA-MLS & Non MLS
OTOTSTAF	254	I	I-050c	N	8		Total Staff - Other (Professional and Non-Professional) staff
TOTSTAF	255	I	I-050d	N	8		Total Staff

Data Type: N = numeric; C = character.

† Not applicable because element is a calculated variable.

Variable Name	Position	Survey Part	Data Item	Data Type	Field Length	SAS Format	Description
Part J: Revenue							
ASF_PUB	256	J	J-010	C	1	YN	All public library state funds administered by the SLAA: Y-Yes; N- No
SLAA administers any state funds to the following types of libraries (Y–Yes; N–No)							
ASF_AC	257	J	J-020	C	1	YN	Academic libraries
ASF_SCH	258	J	J-030	C	1	YN	School library media centers
ASF_SP	259	J	J-040	C	1	YN	Special libraries
ASF_LC	260	J	J-050	C	1	YN	Library cooperatives
Total SLAA revenue, by source and type (includes revenue for allied operations if it is part of SLAA budget)—Federal revenue, by type:							
LSTAINC	261	J	J-070	N	8		Federal revenue—LSTA State Program revenue
FIOTH	262	J	J-080	N	8		Federal revenue—Other
FIOTH_IMLSCARES	263	J	J-080.1a- J-080.7a	C	500	NPY	IMLS CARES Act Funds
AMT_IMLSCARES	264	J	J-080.1b- J-080.7b	N	8		Amount – IMLS CARES Act Funds
FIOTH_IMLSOTH	265	J	J-080.1a- J-080.7a	C	500	NPY	IMLS Other grants
AMT_IMLSOTH	266	J	J-080.1b- J-080.7b	N	8		Amount – IMLS Other grants
FIOTH_NEH	267	J	J-080.1a- J-080.7a	C	500	NPY	NEH Funds
AMT_NEH	268	J	J-080.1b- J-080.7b	N	8		Amount – NEH Funds
FIOTH_NHPRC	269	J	J-080.1a- J-080.7a	C	500	NPY	National Historical Publications & Records Commission (NHPRC)
AMT_NHPRC	270	J	J-080.1b- J-080.7b	N	8		Amount – NHPRC Funds
FIOTH1A	271	J	J-080.1a- J-080.7a	C	500	SKIP	Specify program title—Program 1

Data Type: N = numeric; C = character.

† Not applicable because element is a calculated variable

Variable Name	Position	Survey Part	Data Item	Data Type	Field Length	SAS Format	Description
Part J: Revenue (continued)							
Total SLAA revenue, by source and type (includes revenue for allied operations if it is part of SLAA budget)—Federal revenue, by type:							
AMT_FIOTH1A	272	J	J-080.1b- J-080.7b	N	8		Specify program amount—Program 1
FIOTH2A	273	J	J-080.1a- J-080.7a	C	500	SKIP	Specify program title—Program 2
AMT_FIOTH2A	274	J	J-080.1b- J-080.7b	N	8		Specify program amount—Program 2
FIOTH3A	275	J	J-080.1a- J-080.7a	C	500	SKIP	Specify program title—Program 3
AMT_FIOTH3A	276	J	J-080.1b- J-080.7b	N	8		Specify program amount—Program 3
TOTAL_FI	277	J	J-090	N	8		Federal revenue—Total
State and other revenue—State revenue, by type:							
SISTLAOP	278	J	J-100	N	8		State revenue—SLAA operation
SIIDLIB	279	J	J-110	N	8		State aid to libraries
SIOther	280	J	J-120	N	8		Other state revenue
TOTAL_SI	281	J	J-130	N	8		Total state revenue
OTHINCM	282	J	J-140	N	8		Other revenue
TOTINCM	283	J	J-150	N	8		Total revenue

Data Type: N = numeric; C = character.

† Not applicable because element is a calculated variable.

Variable Name	Position	Survey Part	Data Item	Data Type	Field Length	SAS Format	Description
Part K: Expenditures							
Total SLAA expenditures, by type and source (incl. expenditures for allied operations if expenditures are from the SLAA budget)							
Source of Operating expenditures—Salaries and wages							
OEXPSALA	284	K	K_A0-010a	N	8		Federal
OEXPSALB	285	K	K_A0-010b	N	8		State
OEXPSALC	286	K	K_A0-010c	N	8		Other
OEXPSALD	287	K	K_A0-010d	N	8		Total
Source of Operating expenditures—Employee benefits							
OEXPBENA	288	K	K_A0-020a	N	8		Federal
OEXPBENB	289	K	K_A0-020b	N	8		State
OEXPBENC	290	K	K_A0-020c	N	8		Other
OEXPBEND	291	K	K_A0-020d	N	8		Total
Source of Operating expenditures—Total staff expenditures							
TOTOXSTA	292	K	K_A0-030a	N	8		Federal
TOTOXSTB	293	K	K_A0-030b	N	8		State
TOTOXSTC	294	K	K_A0-030c	N	8		Other
TOTOXSTD	295	K	K_A0-030d	N	8		Total
Source of Operating expenditures—Collection expenditures							
OEXPCOLA	296	K	K_A0-040a	N	8		Federal
OEXPCOLB	297	K	K_A0-040b	N	8		State
OEXPCOLC	298	K	K_A0-040c	N	8		Other
OEXPCOLD	299	K	K_A0-040d	N	8		Total
Source of Operating expenditures—Other operating expenditures							
OEXPOTHA	300	K	K_A0-050a	N	8		Federal
OEXPOTHB	301	K	K_A0-050b	N	8		State
OEXPOTHC	302	K	K_A0-050c	N	8		Other
OEXPOTHD	303	K	K_A0-050d	N	8		Total

Data Type: N = numeric; C = character.

† Not applicable because element is a calculated variable.

Variable Name	Position	Survey Part	Data Item	Data Type	Field Length	SAS Format	Description
Part K: Expenditures (continued)							
Source of Operating expenditures—Total operating expenditures							
TOTOPEXA	304	K	K_AO-060a	N	8		Federal
TOTOPEXB	305	K	K_AO-060b	N	8		State
TOTOPEXC	306	K	K_AO-060c	N	8		Other
TOTOPEXD	307	K	K_AO-060d	N	8		Total
Source of Other expenditures for SLAA and allied operations only—Capital outlay							
CAPITALA	308	K	K_OE-010a	N	8		Federal
CAPITALB	309	K	K_OE-010b	N	8		State
CAPITALC	310	K	K_OE-010c	N	8		Other
CAPITALD	311	K	K_OE-010d	N	8		Total
Source of Other expenditures for SLAA and allied operations only—Other expenditures							
OTHEXPA	312	K	K_OE-020a	N	8		Federal
OTHEXPB	313	K	K_OE-020b	N	8		State
OTHEXPC	314	K	K_OE-020c	N	8		Other
OTHEXPD	315	K	K_OE-020d	N	8		Total
Source of Financial assistance to libraries and library cooperatives—Individual public libraries							
AIDIPLA	316	K	K_FA-010a	N	8		Federal
AIDIPLB	317	K	K_FA-010b	N	8		State
AIDIPLC	318	K	K_FA-010c	N	8		Other
AIDIPLD	319	K	K_FA-010d	N	8		Total
Source of Financial assistance to libraries and library cooperatives expenditures—Library cooperatives serving public libraries only							
AIDPLSA	320	K	K_FA-020a	N	8		Federal
AIDPLSB	321	K	K_FA-020b	N	8		State
AIDPLSC	322	K	K_FA-020c	N	8		Other
AIDPLSD	323	K	K_FA-020d	N	8		Total

Data Type: N = numeric; C = character.

† Not applicable because element is a calculated variable.

Variable Name	Position	Survey Part	Data Item	Data Type	Field Length	SAS Format	Description
Part K: Expenditures (continued)							
Source of Financial assistance to libraries and library cooperatives expenditures—Other individual libraries							
AIDOILA	324	K	K_FA-030a	N	8		Federal
AIDOILB	325	K	K_FA-030b	N	8		State
AIDOILC	326	K	K_FA-030c	N	8		Other
AIDOILD	327	K	K_FA-030d	N	8		Total
Source of Financial assistance to libraries and library cooperatives expenditures—Library cooperatives serving more than one type of library							
AIDMLSA	328	K	K_FA-040a	N	8		Federal
AIDMLSB	329	K	K_FA-040b	N	8		State
AIDMLSC	330	K	K_FA-040c	N	8		Other
AIDMLSD	331	K	K_FA-040d	N	8		Total
Source of Financial assistance to libraries and library cooperatives expenditures—Single agency or library providing statewide service							
AIDSALA	332	K	K_FA-050a	N	8		Federal
AIDSALB	333	K	K_FA-050b	N	8		State
AIDSALC	334	K	K_FA-050c	N	8		Other
AIDSALD	335	K	K_FA-050d	N	8		Total
Source of Financial assistance to libraries and library cooperatives expenditures—Library construction							
AIDLCA	336	K	K_FA-060a	N	8		Federal
AIDLCB	337	K	K_FA-060b	N	8		State
AIDLCC	338	K	K_FA-060c	N	8		Other
AIDLCD	339	K	K_FA-060d	N	8		Total
Source of Financial assistance to libraries and library cooperatives expenditures—Other assistance							
AIDOTHA	340	K	K_FA-070a	N	8		Federal
AIDOTHB	341	K	K_FA-070b	N	8		State
AIDOTHC	342	K	K_FA-070c	N	8		Other
AIDOTHD	343	K	K_FA-070d	N	8		Total

Data Type: N = numeric; C = character.

† Not applicable because element is a calculated variable.

Variable Name	Position	Survey Part	Data Item	Data Type	Field Length	SAS Format	Description
Part K: Expenditures (continued)							
Source of Financial assistance to libraries and library cooperatives expenditures—Total financial assistance							
TOTAIDA	344	K	K_FA-080a	N	8		Federal
TOTAIDB	345	K	K_FA-080b	N	8		State
TOTAIDC	346	K	K_FA-080c	N	8		Other
TOTAIDD	347	K	K_FA-080d	N	8		Total
Source of Total expenditures							
TOTEXPA	348	K	K_TE-010a	N	8		Federal
TOTEXPB	349	K	K_TE-010b	N	8		State
TOTEXPC	350	K	K_TE-010c	N	8		Other
TOTEXPD	351	K	K_TE-010d	N	8		Total
Part L: LSTA State Program Expenditures							
LSTA State Program expenditures, by type							
SWEXPT	352	L	L-010	N	8		Statewide services
GREXPT	353	L	L-020	N	8		Grants
ADMEXPT	354	L	L-030	N	8		LSTA administration
TOTEXPT	355	L	L-040	N	8		Total LSTA Expenditures
Part M: Electronic Services and Information							
Electronic network functions funded or facilitated at state level by SLAA (Y—Yes; N—No)							
ELECPLAN	356	M	M-010	C	1	YN	Electronic network planning or monitoring
ELECOPER	357	M	M-020	C	1	YN	Electronic network operation
ELECBIBL	358	M	M-030	C	1	YN	Bibliographic databases
ELECTEXT	359	M	M-040	C	1	YN	Full text or data files

Data Type: N = numeric; C = character.

† Not applicable because element is a calculated variable.

Variable Name	Position	Survey Part	Data Item	Data Type	Field Length	SAS Format	Description
Part M: Electronic Services and Information (continued)							
Digitization or digital programs or services funded or facilitated by the SLAA in the following instances: (Y=Yes; N=No)							
DIG_STLA	360	M	M-050	C	1	YN	Digitization or digital program or services—For the SLAA
DIG_AG	361	M	M-060	C	1	YN	Via grants or contracts to other state agencies
DIG_LIB	362	M	M-070	C	1	YN	Via grants or contracts to other libraries or library cooperatives
Library access to the Internet funded or facilitated by the SLAA in the following ways: (Y=Yes; N=No)—Training or consulting to facilitate access							
NETTRSTF	363	M	M-080	C	1	YN	Library staff (state and local)
NETTRCUS	364	M	M-090	C	1	YN	State library end-users
NETSUB	365	M	M-100	C	1	YN	Direct funding
NETEQUIP	366	M	M-110	C	1	YN	Providing equipment
NETMOUNT	367	M	M-120	C	1	YN	Providing access to directories, databases, online catalogs via the Internet
NETGOPH	368	M	M-130	C	1	YN	Managing a website, file server, bulletin boards, or electronic mailing lists
Internet workstations available to the general public							
PAGIW_LO	369	M	M-140	N	8		Library-owned public-access graphical Internet workstations (includes computers leased by the SLAA)
PAIW_OTH	370	M	M-150	N	8		All other public-access Internet workstations (includes non-library computers placed in the library by other agencies or groups) (includes non-graphical workstations)
SLAA expenditures for statewide database licensing, by source							
SWDBLICA	371	M	M-160a	N	8		Federal
SWDBLICB	372	M	M-160b	N	8		State
SWDBLICC	373	M	M-160c	N	8		Other
SWDBLICD	374	M	M-160d	N	8		Total

Data Type: N = numeric; C = character.

† Not applicable because element is a calculated variable.

Variable Name	Position	Survey Part	Data Item	Data Type	Field Length	SAS Format	Description
Part M: Electronic Services and Information (continued)							
Statewide database licenses paid for by expenditures reported in items 371-374 include access for the following: (Y—Yes; N—No)							
PUBSWDBL	375	M	M-170	C	1	YN	Public libraries
ACSWDBL	376	M	M-180	C	1	YN	Academic libraries
SCHSWDBL	377	M	M-190	C	1	YN	School libraries
SPCSWDBL	378	M	M-200	C	1	YN	Special libraries
LCSWDBL	379	M	M-210	C	1	YN	Library cooperatives
OTHSWDBL	380	M	M-220	C	1	YN	Other state agencies
REMOTEC	381	M	M-230	C	1	YN	Remote users
SLAA facilitates or subsidizes electronic access to the bibliographic records or holdings of other libraries in the state via: (Y—Yes; N—No)							
ACCWBCAT	382	M	M-240	C	1	YN	Access to holdings of other libraries in the state—Web-based union catalog
ACCOTH	383	M	M-250	C	1	YN	Access to holdings of other libraries in the state—Other
OTHACCSP	384	M	M-260	C	100	SKIP	Other type of electronic access, specified
E-rate discount program: (Y—Yes; N—No)							
ERATEAPP	385	M	M-270	C	1	YN	SLAA is applicant for e-rate discount program

Data Type: N = numeric; C = character.

† Not applicable because element is a calculated variable.

Appendix B—Legislative Authorization

IMLS collects these data as authorized by its congressional mandate, the Museum and Library Services Act of 2018, as stated in 20 U.S.C. § 9108 (Policy research, data collection, analysis and modeling, evaluation, and dissemination):

(a) In general

The Director shall regularly support and conduct, as appropriate, policy research, data collection, analysis and modeling, evaluation, and dissemination of information to extend and improve the Nation's museum, library, and information services.

(b) Objectives

The objectives of the policy research, data collection, analysis and modeling, evaluation, and dissemination of information carried out under this section include the following:

- (1) To enhance and expand the capacity of museums, libraries, and information services to anticipate, respond to, and meet the evolving needs of communities and the public, including by identifying trends and developments that may impact the need for and delivery of services.
- (2) To provide information and data on the role, value, and impact of museum, library, and information resources, including the identification of trends and potential gaps in the availability and use of museum and library services by their communities and the public.
- (3) To measure the effectiveness of museums, libraries, and information services throughout the United States, including the impact of Federal programs authorized under this Act.
- (4) To identify indicators and outcomes that can be used to create enhancements to the efficiency and efficacy of museum, library, and information services.
- (5) To promote advancement and growth in museum, library, and information services through sharing of best practices and effective strategies in order to better serve the people of the United States.
- (6) To facilitate planning for, and building of, institutional capacity in order to improve—
(A) museum, library, and information services at the national, State, local, and regional levels; and
(B) international communications and cooperative networks.
- (7) To support and enhance collaborative professional networks and consortia that use shared, meaningful, and actionable data analysis and modeling to advance museum, library, and information services and address community needs.

(c) Authority to contract and enter into other arrangements

The Director is authorized to enter into grants, contracts, cooperative agreements, and other arrangements with Federal agencies, public and private organizations, and other entities with expertise the Director determines appropriate, to further the objectives described in subsection (b) and to carry out the responsibilities under subsection (f).

(d) Consultation and Public Engagement

In carrying out subsection (a) and in furtherance of the objectives described in subsection (b), the Director—

- (1) shall conduct ongoing collaboration (as determined appropriate by the Director) and consult with—
 - (A) State library administrative agencies; and
 - (B) National, State, tribal, and regional museum and library organizations; and
- (2) may also collaborate or consult with—
 - (A) cooperative networks of geographic- or discipline-based museums and libraries; and
 - (B) other applicable agencies, organizations (including international organizations), entities (including entities with expertise in the fields of data collection, analysis and modeling, and evaluation), and community stakeholders.

(e) Assistance to museums and libraries

The Director shall provide technical support and assistance (and other resources, to the extent practicable) to ensure consistency in data reporting and help the museum and library fields with meeting the objectives of this section.

(f) Dissemination

- (1) In general—
- (2) Each year, the Director shall widely disseminate, as appropriate to further the objectives described in subsection (b)—
 - (A) the results, data, reports, findings, studies, surveys, and other information obtained under this section;
 - (B) the means and approaches by which the objectives described in subsection (b) were accomplished; and
 - (C) information regarding the manner and extent to which collaboration and consultation were conducted, as required by subsection (d).

(3) Formats to be used—

The information described in paragraph (1) shall be shared in formats that facilitate access and ease of use and are searchable.

(g) Authorization of appropriations

(1) In general

There are authorized to be appropriated to carry out this section \$3,500,000 for each of the fiscal years 2020 through 2025.

(2) Availability of funds

Sums appropriated under paragraph (1) for any fiscal year shall remain available for obligation until expended.

Appendix C—SLAA Survey Questionnaire and Instructions, FY 2020

The State Library Administrative Agencies Survey (SLAA) FY 2020 data collection tool is approved by the Office of Management and Budget (OMB) under the OMB package number 3137-0072. This OMB number will expire on October 31, 2023.

State Library Administrative Agency Survey, FY 2020 Survey Instrument

Part A: State Library Administrative Agency Identification

A-010 SLAA Name _____

Physical location address:

A-020 Street _____

A-030 City _____

A-040 State _____ A-050 ZIP _____ A-060 ZIP+4 _____

Mailing Address:

A-070 Street _____

A-080 City _____

A-040 State _____ A-100 ZIP _____ A-100 ZIP+4 _____

A-120 Web address http:// _____

Chief Officer of State Library Administrative Agency:

A-130 Name _____

A-140 Title _____

A-150 Telephone _____

A-160 Fax _____

A-170 Email address _____

A-180 Name _____

A-190 Title _____

A-200 Telephone _____

A-210 Fax _____

A-220 (021) Email address _____

Reporting Period, Report data for State fiscal year 2019-2020 (except parts B&I)

A-230 FY Starting date (mm/dd/yyyy) _____

A-240 FY Ending date (mm/dd/yyyy) _____

Part B: Governance

1. What is the SLAA's location in State government as of October 1, 2020? Specify either the legislative or executive branch. If the SLAA is located in the Executive branch, specify whether the SLAA is an independent agency or part of a larger agency.

Branch of government:

B-010 Legislative branch – Skip to question 2.

Executive branch – Provide information in A or B, as appropriate:

A. Independent agency (i.e., not part of a cabinet-level agency) – Specify to whom the Agency reports:

B-020 Governor – Skip to question 2.

Board/commission – Specify selection method:

B-030 Appointed by Governor

B-040 Appointed by other official

B. Part of larger agency – Specify:

B-050 Department of education

Department of cultural resources

Department of state

Other agency

Specify:

B-060 _____

If you specified B-050 above, does your SLAA have a board or commission?

B-070 Yes — Specify the Board/commission selection method

B-080 Appointed by Governor

B-090 Appointed by other official

No

Part C: Allied Operations, State Resource or Reference/Information Service Center, and State Center for the Book

2. Are any of the following allied operations combined with the SLAA? Select applicable items. Specify Yes or No for each item. Do not report Library for the Blind and Physically Handicapped or State Center for the Book, or a contract with another library or other entity to provide a service on behalf of the SLAA.

C-010 Yes No State archives

C-020 Yes No Primary State legislative research organization

C-030 Yes No State history museum/art gallery

C-040 Yes No State records management service

C-050 Yes No Other allied operation

Specify C-060 _____

3. Does the SLAA contract with a local public library or academic library to serve as a State resource center or reference/information service center? Specify Yes or No.

C-070 Yes No

4. Does the SLAA host or provide any funding to a State Center for the Book? Specify Yes or No.

C-080 Yes No

Part D: Services to Libraries and Library Cooperatives

5. Which of the following services are provided directly or by contract by the SLAA to libraries or library cooperatives? Specify Directly, Contract, or Not Provided for each service, for each type of library and library cooperatives.

Note: A Library Cooperative may serve single-type or multi-type libraries. Services provided directly by the SLAA are those provided without any intermediary by the SLAA to libraries or library cooperatives. Services provided by contract by the SLAA are those provided by a third party or intermediary under legal contract to the SLAA.

Survey Item	Types of Services	Type of Library				
		Public (a)	Academic (b)	School (c)	Special (d)	Library Cooperatives (e)
Services to Libraries and Library Cooperatives						
D_SV-010	Accreditation of libraries					
D_SV-020	Administration of State aid					
D_SV-030	Certification of librarian					
D_SV-040	Collection of library statistics					
D_SV-050	Consulting services					
D_SV-060	Library legislation preparation/review					
D_SV-070	State standards/guidelines					
D_SV-080	Administration of library system support					
D_SV-090	LSTA State program grants					
D_SV-100	LSTA statewide services					
D_SV-110	Any Coronavirus (COVID-19) pandemic related services (e.g., aid or grants, policy or closure advice, or pandemic response) to libraries or library cooperatives					
D_SV-110.1	Specify service(s) _____	Write in (250 characters max)				

- D_SV-102 Were one or more services to libraries and library cooperatives reduced or suspended at any time due to the Coronavirus (COVID-19) pandemic?**
 Yes No

Follow-up Questions

- D_SV-050.1 Which of the following consulting services do you provide? Please answer each of the questions below by selecting one of the choices provided.**

Survey Item	Consulting Service			
D_SV-050.1.1	Construction	<input type="radio"/> yes	<input type="radio"/> no	<input type="radio"/> don't know
D_SV-050.1.2	Library management/organizational development	<input type="radio"/> yes	<input type="radio"/> no	<input type="radio"/> don't know
D_SV-050.1.3	Continuing Education	<input type="radio"/> yes	<input type="radio"/> no	<input type="radio"/> don't know
D_SV-050.1.4	Technology/Connectivity	<input type="radio"/> yes	<input type="radio"/> no	<input type="radio"/> don't know
D_SV-050.1.5	Marketing/Communications	<input type="radio"/> yes	<input type="radio"/> no	<input type="radio"/> don't know
D_SV-050.1.6	E-Rate	<input type="radio"/> yes	<input type="radio"/> no	<input type="radio"/> don't know
D_SV-050.1.7	Adult literacy	<input type="radio"/> yes	<input type="radio"/> no	<input type="radio"/> don't know
D_SV-050.1.8	Youth services	<input type="radio"/> yes	<input type="radio"/> no	<input type="radio"/> don't know
D_SV-050.1.9	D_SV-050.1.10 Other: _____	Write in (250 characters max)		

Survey Item	Types of Services	Type of Library				
		Public (a)	Academic (b)	School (c)	Special (d)	Library Cooperatives (e)
Operational Assistance						
D_OA-010	Cooperative purchasing of library materials					
D_OA-020	Interlibrary loan referral services					
D_OA-030	Reference referral services					
D_OA-040	Any Coronavirus (COVID-19) pandemic related operations assistance					
D_OA-040.1	Specify service(s) _____	Write in (250 characters max)				

D_OA-050 Were one or more operational assistance services reduced or suspended at any time due to the Coronavirus (COVID-19) pandemic?
 Yes No

Survey Item	Types of Services	Type of Library				
		Public (a)	Academic (b)	School (c)	Special (d)	Library Cooperatives (e)
Coordination/Integration						
D_CI-010	Statewide coordinated digital program or service					
D_CI-020	Statewide public relations/library promotion campaigns					
D_CI-030	Statewide virtual reference service					
D_CI-040	Universal Service Program (review and approval of technology plans)					
D_CI-050	Statewide resource sharing					
D_CI-060	Involvement in the acquisition of other federal program funds					
D_CI-070	Any Coronavirus (COVID-19) pandemic related coordination services					
D_CI-070.1	Specify service(s) _____	Write in (250 characters max)				

D_CI-080 Were one or more coordination/integration services reduced or suspended at any time due to the Coronavirus (COVID-19) pandemic?
 Yes No

Follow-up Questions

D_CI-060.1 From which federal agencies other than IMLS do you apply for funding? Please answer each of the questions below by selecting one of the choices provided.

Survey Item	Federal Agency			
D_CI-060.1.1	Department of Education	<input type="radio"/> yes	<input type="radio"/> no	<input type="radio"/> don't know
D_CI-060.1.2	Department of Agriculture	<input type="radio"/> yes	<input type="radio"/> no	<input type="radio"/> don't know
D_CI-060.1.3	Federal Communication Commission/Universal Service Administrative Company	<input type="radio"/> yes	<input type="radio"/> no	<input type="radio"/> don't know
D_CI-060.1.4	Department of Labor	<input type="radio"/> yes	<input type="radio"/> no	<input type="radio"/> don't know
D_CI-060.1.5	D_CI-060.1.6 Other _____	Write in (250 characters max)		

Survey Item	Types of Services	Type of Library				
		Public (a)	Academic (b)	School (c)	Special (d)	Library Cooperatives (e)
Program Assistance						
D_PA-010	Continuing education programs					
D_PA-020	Library planning/evaluation/research					
D_PA-030	Literacy programs					
D_PA-040	Preservation/conservation services					
D_PA-050	Summer reading programs					
D_PA-060	Statewide reading programs					
D_PA-070	Any Coronavirus (COVID-19) pandemic related program assistance					
D_PA-070.1	Specify service(s) _____	Write in (250 characters max)				

D_PA-080 Were one or more program assistance services reduced or suspended at any time due to the Coronavirus (COVID-19) pandemic?

Yes No

Follow-up Questions

D_PA-030.1 Which of the following types of literacy programs do you support? Please answer each of the questions below by selecting one of the choices provided.

Survey Item	Type of Literacy Programs			
D_PA-030.1.1	Language literacy	<input type="radio"/> yes	<input type="radio"/> no	<input type="radio"/> don't know
D_PA-030.1.2	Numerical literacy	<input type="radio"/> yes	<input type="radio"/> no	<input type="radio"/> don't know
D_PA-030.1.3	Information literacy	<input type="radio"/> yes	<input type="radio"/> no	<input type="radio"/> don't know
D_PA-030.1.4	Digital literacy	<input type="radio"/> yes	<input type="radio"/> no	<input type="radio"/> don't know
D_PA-030.1.5	Financial literacy	<input type="radio"/> yes	<input type="radio"/> no	<input type="radio"/> don't know
D_PA-030.1.6	Health literacy	<input type="radio"/> yes	<input type="radio"/> no	<input type="radio"/> don't know
D_PA-030.1.7	Family/Intergenerational literacy	<input type="radio"/> yes	<input type="radio"/> no	<input type="radio"/> don't know

D_PA-060.1 Do you support the following statewide reading programs for target populations listed below? Please mark those that apply.

Survey Item	Type of Literacy Programs			
D_PA-060.1.1	Early Childhood/Preschool (0-5 years old)	<input type="radio"/> yes	<input type="radio"/> no	<input type="radio"/> don't know
D_PA-060.1.2	Middle Childhood (6-12 years old)	<input type="radio"/> yes	<input type="radio"/> no	<input type="radio"/> don't know
D_PA-060.1.3	Young Adults/High School (13-18 years old)	<input type="radio"/> yes	<input type="radio"/> no	<input type="radio"/> don't know
D_PA-060.1.4	Adults (19-65 years old)	<input type="radio"/> yes	<input type="radio"/> no	<input type="radio"/> don't know
D_PA-060.1.5	Older Adults (65+ years old)	<input type="radio"/> yes	<input type="radio"/> no	<input type="radio"/> don't know

D_PA-090 Did the SLAA engage in partnerships with any government agencies or departments outside your SLAA to provide services due to the Coronavirus (COVID-19) pandemic? Y/N

Note: Include partnerships between your SLAA and other government agencies or departments that provided library or non-library related services. These may be special partnerships or initiatives that are outside of the normal scope for your SLAA. Examples could include partnering with a health department to provide health or COVID specific outreach and materials, partnering with a labor department on unemployment forms or information, or coordinating with election boards on voter registration, outreach, or materials.

Yes No

If Yes: Describe how the SLAA partnered with other government agencies or departments to provide services due to the Coronavirus (COVID-19) pandemic?

D_PA-090.1 _____ (Write in, 250 characters max)

Part E: Public Service Hours, Outlets, and User Groups

6. Enter the total hours open in a typical week for ALL SLAA outlets, regardless of whom they serve. Do not report an allied operations outlet as an SLAA outlet. Example: If the SLAA has a main outlet with no bookmobile or other outlets and is open for public service 40 hours in a typical week, report 40 hours. If the SLAA has a main outlet, a bookmobile, and two other outlets open 40, 20, 35, and 35 hours respectively, in a typical week, report 130 hours (40+20+35+35=130 hours per typical week).

Survey Item	Hours	Number
E-010	Total hours/weeks (all SLAA outlets, regardless of whom they serve)	

E-011 Did any SLAA outlets physically close entirely due to the Coronavirus (COVID-19) pandemic?

Yes No

Note: An outlet is considered physically closed when the public cannot access any library buildings or bookmobiles, regardless of staff access. A building can be physically closed but still offer virtual, Wi-Fi, or “curbside” services outside the building.

E-011.1 If yes, for how many days were SLAA outlets closed (when they typically would have been open) due to the Coronavirus (COVID-19) pandemic?

E-011.2 If yes, did SLAA staff continue to provide services to the public during any portion of the period when the building was physically closed to the public?

Yes No

Note: Services to the public can include activities such as: answering calls, emails, or texts with answers to information requests from the public; hosting virtual programming or recorded content; offering ‘curbside’, delivery (mail or drop-off), or drive-thru circulation of physical materials; managing IT services to ensure external Wi-Fi access; and providing other types of online and electronic services.

E-012 Did any SLAA outlets reduce hours, but not close entirely, due to the Coronavirus (COVID-19) pandemic?

Yes No

Note: Please consider any hours when the building was physically closed but typically would have been open. “Physically closed” is when the public cannot access any library buildings or bookmobiles, regardless of staff access. A building can be physically closed but still offer virtual, Wi-Fi, or “curbside” services outside the building.

E-012.1 If E-012 is yes: For how many days did SLAA outlets have reduced hours (when they typically would have been open) due to the Coronavirus (COVID-19) pandemic?

E-013 If E-011 or E-012 = yes: During a typical week when SLAA outlets had reduced hours or were closed due to the Coronavirus (COVID-19) pandemic, how many total hours were SLAA outlets open?

7. Enter the total hours that the main or central SLAA outlet is open in a typical week to serve the general public or State government employees, by the following categories. Only one outlet may be designated as the main or central outlet.

Survey Item	Hours	Number
E-020	Total hours/week (main or central outlet)	
E-030	Monday-Friday after 5:00 p.m. (main or central outlet)	
E-040	Saturday and Sunday (main or central outlet)	

8. Enter the total number of SLAA outlets by type, regardless of whom they serve. Only one outlet may be designated as the main or central outlet. Do not report an allied operations outlet as an SLAA outlet.

Survey Item	Outlet	Total # (a)	How many of these outlets closed to the public due to the Coronavirus (COVID-19) pandemic? (b)	How many of these outlets implemented limited public occupancy practices for in-person services due to the Coronavirus (COVID-19) pandemic? (c)
E-050	Main or central outlet			
E-060	Other outlets, excluding bookmobiles			
E-070	Bookmobiles			
E-080	TOTAL Outlets			

Note: An outlet is considered physically closed when the public cannot access any library buildings or bookmobiles, regardless of staff access. A building can be physically closed but still offer virtual, Wi-Fi, or “curbside” services outside the building. Please count any outlet that was ever physically closed during the Coronavirus (COVID-19) pandemic. An outlet could have been both physically closed *and* had a limited occupancy practice at different times during the Coronavirus (COVID-19) pandemic.

Limited public occupancy practices can include reduced open hours, limits on the number of public members inside the physical building, appointment only on-site library use, visitor time limits, closed stacks or meeting rooms, etc. Please count any outlet that ever had a limited public occupancy practice for in-person services due to the Coronavirus (COVID-19) pandemic. An outlet could have been both physically closed *and* had a limited public occupancy practice at different times during the pandemic.

9. Enter the number of SLAA outlets that serve the following user groups, in whole or in part, by type of outlet.

Survey Item	User Groups	Main or Central outlet (a)	Other outlets, excluding bookmobiles (b)	Bookmobiles (c)	TOTAL OUTLETS (d)	How many total outlets serving this group closed due to the Coronavirus (COVID-19) pandemic? (e)	How many total outlets serving this group implemented limited occupancy policies due to the Coronavirus (COVID-19) pandemic? (f)
E-090	Blind/physically handicapped individuals						
E-100	Residents of State correctional institutions						
E-110	Residents of other State institutions						
E-120	State government employees (executive, legislative, or judicial)						
E-130	General public						

Note: An outlet is considered physically closed when the public cannot access any library buildings or bookmobiles, regardless of staff access. A building can be physically closed but still offer virtual, Wi-Fi, or “curbside” services outside the building. Please count any outlet that was ever physically closed during the Coronavirus (COVID-19) pandemic. An outlet could have been both physically closed *and* had a limited occupancy practice at different times during the Coronavirus (COVID-19) pandemic.

Limited public occupancy practices can include reduced open hours, limits on the number of public members inside the physical building, appointment only on-site library use, visitor time limits, closed stacks or meeting rooms, etc. Please count any outlet that ever had a limited public occupancy practice for in-person services due to the Coronavirus (COVID-19) pandemic. An outlet could have been both physically closed *and* had a limited public occupancy practice at different times during the Coronavirus (COVID-19) pandemic.

Part F: Collections

10. Enter the total number of volumes or physical units in the following selected formats in all SLAA outlets (main or central, bookmobiles, and other outlets) that serve the general public and/or State government employees.

Survey Item	Selected Formats	Number
F-010	Book and serial volumes (exclude microforms) (exclude collections of braille books owned by the National Library Service for the Blind and Physically Handicapped, Library of Congress)	
F-020	Audio materials (exclude collections of talking books owned by the National Library Service for the Blind and Physically Handicapped, Library of Congress)	
F-030	Video materials	
F-040	Current serial subscriptions (titles, not individual issues) (include print subscriptions only) (exclude microform, electronic, and digital subscriptions)	
F-050	Government documents (include only government documents not accessible through the library catalog and not reported elsewhere)	

11. Is the SLAA designated as a Federal or State depository library for government documents? Specify Yes or No for each item.

F-060 Yes No State depository library

F-070 Yes No Federal depository library — Specify Yes or No for each item:

F-080 Yes No Regional

F-090 Yes No Selective

Part G: Library Service Transactions

12. Enter ANNUAL totals for the following types of service transactions in all SLAA outlets (main or central, bookmobiles, and other outlets) that serve the general public and/or State government employees.

Survey Item	Service Transactions	Number	Was this service impacted by the Coronavirus (COVID-19) pandemic?
G-010	Circulation (Exclude items checked out to another library)		G-010.1 <input type="checkbox"/> Yes <input type="checkbox"/> No
	Interlibrary loan/document delivery:		
G-020	Provided to other libraries		G-020.1 <input type="checkbox"/> Yes <input type="checkbox"/> No
G-030	Received from other libraries and document delivery services		G-030.1 <input type="checkbox"/> Yes <input type="checkbox"/> No
G-040	Reference transactions		G-040.1 <input type="checkbox"/> Yes <input type="checkbox"/> No
G-050	Library visits		G-050.1 <input type="checkbox"/> Yes <input type="checkbox"/> No

Note: IMLS will compare this data to data from the previous cycle to identify the impact of the Coronavirus (COVID-19) on service transactions.

Part H: Library Development Transactions

13. Enter ANNUAL totals for the following types of library development transactions of the SLAA.

Survey Item	Library Development Transactions	Number	Was the total number impacted by the Coronavirus (COVID-19) pandemic?
H-010	LSTA and State grants: Grants awarded		H-010.1 <input type="checkbox"/> Yes <input type="checkbox"/> No
H-020	Continuing education programs: Number of events		H-020.1 <input type="checkbox"/> Yes <input type="checkbox"/> No
H-030	Total attendance at events		H-030.1 <input type="checkbox"/> Yes <input type="checkbox"/> No

H-040 Did the SLAA provide any Coronavirus (COVID-19) pandemic related library development (e.g., virtual services, COVID-19 related professional development training, meetings with library leaders, resources/tool kits, re-opening guidance)?
 Yes No

Part I: Staff

14. Enter total number of SLAA staff in FTEs (full-time equivalents) (to two decimal places), by type of service. Report all staff on the payroll as of October 1, 2020, and unfilled but budgeted positions.

Note: Forty hours per week is the measure of full-time employment for this survey. FTEs (full-time equivalents) of employees in any category may be computed by taking the number of hours worked per week by all employees in that category and dividing it by 40. Report staff based on the SLAA organization chart. A given position (e.g., State Data Coordinator) may be part of administration in one agency, library development in another, and library services in another agency. If an employee provides more than one service, allocate the FTE among appropriate categories.

Survey Item	Type of Service	ALA MLS Librarian (a)	Non ALA-MLS Librarians and Non MLS Librarians (b)	Other Professional and Non-Professional Staff (c)	Total Staff (d)	Prior Year Total
I-010	Administration					
I-020	Library development					
I-030	Library services					
I-040	Other services					
I-050	TOTAL STAFF					

Did your SLAA have to implement any of these staffing changes due to the Coronavirus (COVID-19) pandemic in FY2020? (This question only refers to paid staff.)

- I-060 Yes No Change in telework options
- I-070 Yes No Furloughs/layoffs
- I-080 Yes No Reduced staff hours
- I-090 Yes No Emergency leave options (state or federal)
- I-100 Yes No Staff re-assignment to another agency

Note: Include reassignments to other government agencies (e.g., to process unemployment claims), as well as other activities such as the use of SLAA staff to distribute materials. Volunteering during work hours would count but volunteering off hours would not.

Part J: Revenue

15. Are all public library State funds administered by the SLAA? Specify Yes or No.

Note: Answer this question based on State funds distributed to individual public libraries and library cooperatives serving public libraries only in State fiscal year 2020. If no State funds are reported in Part K in items K_FA-010(b) or K_FA-020(b), the answer should be No.

J-010 Yes No

16. Does the SLAA administer any State funds for the following types of libraries? Specify Yes or No.

Note: Answer this question based on State funds distributed to libraries and library cooperatives in State fiscal year 2020. If no State funds are reported in Part K in items K_FA-010(b) to K_FA-050(b) or K_FA-070(b), the answer should be No.

J-020 Yes No Academic libraries

J-030 Yes No School library media centers

J-040 Yes No Special libraries

J-050 Yes No Library cooperatives

17. Enter total SLAA revenue, by source and type of revenue. Exclude carryover funds. Include revenue for allied operations only if it is part of SLAA budget. Include all funds distributed to libraries and library cooperatives if the funds are administered by the SLAA. Specify other sources of federal revenue and the amount of funding received for each of the other sources.

Survey Item	Federal Revenue	Amount
J-070	LSTA (Library Services and Technology Act) Grants to States Programs (Report the funds drawn down from the federal government from the LSTA Grants to States Program during State fiscal year 2020, whether drawn from one or more federal fiscal year allotments. Do not include IMLS Discretionary funds such as National Leadership Grants, Laura Bush 21st Century Librarian Program, or Sparks! Ignition – report these grants in item J-080 (Other Federal revenue).	
J-080	Other Federal revenue: (Report revenue in this item if the SLAA received federal revenue other than LSTA Grants to States funds (e.g., CARES ACT funding from IMLS, CARES Act funding from other federal sources, National Endowment for the Humanities grants, National Historical Publications and Records Commission grants, LSTA National Leadership Grants, Laura Bush 21st Century Librarian grants, etc.). If your State acts as the fiscal agent for a multi-State grant, report only the funds designated for your State.)	
J-080.1 – J-080.10	Specify program(s), title(s), and funding amount for each source of revenue if other federal revenue is reported in item J-080. Program and Title: _____	
J-090	TOTAL FEDERAL REVENUE	

Survey Item	State and Other Revenue	Amount
J-100	SLAA operation	
J-110	State aid to libraries	
J-120	Other State revenue	
J-130	TOTAL STATE REVENUE	
J-140	Other revenue	
J-150	TOTAL REVENUE	

Did SLAA receive any revenue related to the Coronavirus (COVID-19) pandemic (do NOT include funding related to the LSTA Grants to States CARES Act funding)? If, yes, please list below.

Survey Item	Federal, State and Other Revenue	Amount
J-200	Specify program(s), title(s), and funding amount for each source of the Coronavirus (COVID-19) pandemic related revenue. Program and Title: _____	

Part K: Expenditures

18. Enter total SLAA expenditures, by source of revenue and type of expenditure. Include all LSTA expenditures. Include expenditures for allied operations only if the expenditures are from the SLAA budget. Include all funds distributed to libraries and library cooperatives if the funds are administered by the SLAA.

Operating expenditures for SLAA and allied operations. Do not include funds distributed to libraries and library cooperatives in items K_AO-010 to K_AO-060.		Amount by source			
		Federal (a)	State (b)	Other (c)	TOTAL (d)
K_AO-010	Salaries and wages				
K_AO-020	Employee benefits				
K_AO-030	TOTAL STAFF EXPENDITURES				
K_AO-040	Collection expenditures (including electronic materials)				
K_AO-050	Other operating expenditures				
K_AO-060	TOTAL OPERATING EXPENDITURES				
K_AO-070	Were any of these operating expenditures impacted by the Coronavirus (COVID-19) pandemic? <input type="checkbox"/> Yes <input type="checkbox"/> No				
Other expenditures for SLAA and allied operations only					
K_OE-010	Capital outlay				
K_OE-020	Other expenditures				
K_OE-030	Were any of these other expenditures impacted by the Coronavirus (COVID-19) pandemic? <input type="checkbox"/> Yes <input type="checkbox"/> No				
Financial assistance to libraries and library cooperatives (Include all funds distributed to libraries and library cooperatives if the funds are administered by the SLAA)					
K_FA-010	Individual public libraries				
K_FA-020	Library cooperatives serving public libraries only				
K_FA-030	Other individual libraries				
K_FA-040	Library cooperatives serving more than one type of library				
K_FA-050	Single agency or library providing statewide service				
K_FA-060	Library construction				
K_FA-070	Other assistance				
K_FA-080	TOTAL FINANCIAL ASSISTANCE				
K_TE-010	TOTAL EXPENDITURES				

Part L: LSTA State Program Expenditures

19. Enter total SLAA State program expenditures, by type of expenditure. Report expenditures in one and only one category. These expenditures should also be reported in Part K.

Survey Item	Type of Expenditure	Amount
L-010	Statewide service (exclude sub-grants to single libraries or agencies providing statewide services)	
L-020	Grants (include sub-grants to single libraries or agencies providing statewide services)	
L-030	LSTA administration. Expenditures of LSTA funds for administrative costs in connection with programs and services carried out under this Act. Note: These are the costs associated with the SLAA's management, oversight, and administration of the IMLS LSTA Grants to States program and are costs that would be considered administrative costs and subject to the 4% cap.	
L-040	TOTAL LSTA EXPENDITURES	

Part M (a): Electronic Services and Information

20. Does the SLAA fund or facilitate any of the following electronic networking functions at the State level? Specify Yes or No for each item.

M-010 Yes No Electronic network planning or monitoring

M-020 Yes No Electronic network operation

Database development:

M-030 Yes No Bibliographic databases

M-040 Yes No Full text or data files

21. Does the SLAA fund or facilitate digitization or digital programs or services in any of the following instances? Specify Yes or No for each item.

M-050 Yes No for the SLAA itself

M-060 Yes No Via grant or contracts to other State agencies

M-070 Yes No Via grants or contracts to other libraries or library cooperatives

M-070.1 **Has SLAA funding or facilitation of digitization or digital programs or services changed due to the Coronavirus (COVID-19) pandemic?**

Yes No

M-070.2 **If Yes to M-070.1, describe how SLAA funding or facilitation of digitization or digital programs or services changed.**

_____ (250 characters max)

22. Does the SLAA fund or facilitate library access to the Internet in any of the following ways? Specify Yes or No for each item.

M-080 Yes No Library staff (State and local)

M-090 Yes No State library end users

M-100 Yes No Providing direct funding for Internet access

M-110 Yes No Providing equipment

M-120 Yes No Providing access to directories, database, or online catalogs via the Internet

M-130 Yes No Managing a Web site, file server, bulletin boards, or electronic mailing lists

M-130.1 **Has SLAA funding or facilitation of library access to the Internet changed due to the Coronavirus (COVID-19) pandemic?**

Yes No

M-130.2 **If Yes to M-130.1, describe how SLAA funding or facilitation of library access to the Internet changed.**

_____ (250 characters max)

23. Enter the number of workstations that are used for Internet access by the general public in all SLAA outlets that serve the public, by the following categories. Include terminals used by both the SLAA staff and the public. Exclude terminals that are for SLAA staff use only.

Survey Item	Internet Workstations Available to the General Public	Number
M-140	Library-owned public-access graphical workstations that connect to the Internet for a dedicated purpose (e.g., to access an OPAC or specific database, or to train the public) or multiple purposes. (For this count, the term "library-owned" includes computers leased by the State library agency.)	
M-150	All other public access Internet workstations in the library. (Report non-library computers placed in the library by other agencies or groups. Report non-graphical workstations.)	

Part M (b): Electronic Services and Information

24. How much does the SLAA expend for statewide database licensing, by source of revenue? These expenditures should also be reported in Part K.

Survey Item	Federal (a)	State (b)	Other (c)	TOTAL (d)
M-160	Statewide-database licensing			

25. Do your statewide database licenses, paid for by funds reported in question 24, include access by the following? Specify Yes or No for each item.

- M-170 Yes No Public libraries
- M-180 Yes No Academic libraries
- M-190 Yes No School library media centers
- M-200 Yes No Special libraries
- M-210 Yes No Library cooperatives
- M-220 Yes No Other State agencies
- M-230 Yes No Remote users

26. Does the SLAA facilitate or subsidize electronic access to the bibliographic records or holdings of other libraries in the State in any of the following ways? Specify Yes or No for each item.

- M-240 Yes No Web-based union catalog (international, national, statewide, multistate, regional)
- M-250 Yes No Other type of electronic access
- M-260 Specify _____

27. Is the SLAA an applicant for the Universal Service (E-rate discount) Program? Specify Yes or No for each item.

- M-270 Yes No

Appendix D—Consolidation of Other Federal Revenue (FIOTH) Variables

Verbatim responses for the federal revenue source variables (FIOTHnA) and the associated amounts (FIOTHnB) were consolidated into four thematically linked indicator variables if there was mention of funding from the IMLS CARES Act (FIOTH_IMLSCARES), other IMLS sources (FIOTH_IMLSOTH), the National Endowment for the Humanities (FIOTH_NEH), or the National Historical Publications and Records Commission (FIOTH_NHPRC). Other verbatim entries that could not be categorized in this way were retained in placeholder variables FIOTH1A, FIOTH2A, and FIOTH3A, as applicable. Specific responses and amounts (which are stored in variables FIOTH1B, FIOTH2B, and FIOTH3B) are summarized in Table D1. Table D2 summarizes revenue amounts by state.

Table D1. Entries and Amounts of Uncategorized Revenue Sources by State

State	Other Federal Funding Sources and Amounts
AZ	SNAP (1-YEAR) (\$32,312)
HI	OCEANIT ALOHA AI NETWORK PROJECT (\$58,743)
	CUSTOM PLEXIGLASS SHIELDS FOR NEIGHBOR ISLAND LIBR (\$14,985)
	CUSTOM PLEXIGLASS SHIELDS FOR OAHU LIBRARIES (\$14,979)
ID	DEPARTMENT OF EDUCATION SUPPORT FOR SUMMER SUMMIT (\$16,000)
KS	CRF-CARES-STATE OF KANSAS (\$11,426)
MT	CFDA 10.924 AND 10.931 DEPARTMENT OF AG-NRCS (\$26,847), CFDA 10.902 DEPARTMENT OF AG-SOIL AND WATER (\$25,265), and CFDA 10.931 DEPARTMENT OF AG-CONSERVATION EASMENT (\$26,847)
	CFDA 11.431 DEPARTMENT OF COMMERCE-NIDIS (\$1,097) and CFDA 11.016 CENSUS BUREAU (\$7,494)
	CFDA 43.001 NASA-NASA@MYLIBRARY (\$1,470) and CFDA 21.019 DEPT. OF TREASURY-CORONAVIRUS RELIEF (\$15,297)
ND	CODING GRANT (\$179,425)
NE	LIS PROJECT/MATERIAL SALES (\$13,528)
	NSF EAGER GRANT (\$24,692)
NJ	DEPARTMENT OF TRANSPORTATION PASS THROUGH FUNDS (\$86,147)
	DEPARTMENT OF EDUCATION PASS THROUGH FUNDS (\$90,000)
OK	TANF (\$249,807)
PA	GEER (GOVERNOR'S EMERGENCY EDUCATION RELIEF) (\$2,000,000)
SC	NNLM (NIH) THE CHARLIE CART PROJECT (\$13,088)
VT	COVID RELATED PPE (\$30,434)
	COVID RELATED E-BOOK/AUDIOBOOK&ONLINE EDUCATION SER (\$13,008)
	CARES TECHNOLOGY GRANTS (\$12,942)
WI	TITLE II, PART A (\$4,690)

Table D2. Other Federal Revenue Amounts by State

State	AMT_IMLSCARES	AMT_IMLSOTH	AMT_NEH	AMT_NHPRC	AMT_FIOTH1A	AMT_FIOTH2A	AMT_FIOTH3A
AL	-	-	-	-	-	-	-
AK	-	-	\$68,461	-	-	-	-
AR	\$210,500	-	-	-	-	-	-
AZ	\$73,502	-	\$43,027	-	\$32,312	-	-
CA	\$3,570,265	-	-	-	-	-	-
CO	\$520,351	-	-	-	-	-	-
CT	\$319,545	\$186,241	\$81,755	\$28,788	-	-	-
DC	-	\$105,868	-	-	-	-	-
DE	-	-	-	-	-	-	-
FL	-	-	-	-	-	-	-
GA	-	-	-	-	-	-	-
HI	-	-	-	-	\$58,743	\$14,985	\$14,979
IA	\$132,804	\$9,015	\$57,896	-	-	-	-
ID	\$83,600	-	\$20,000	-	\$16,000	-	-
IL	-	-	-	-	-	-	-
IN	-	-	\$144,468	\$42,177	-	-	-
KS	-	-	-	-	\$11,426	-	-
KY	\$403,692	-	-	-	-	-	-
LA	\$420,058	-	-	-	-	-	-
MA	-	-	-	-	-	-	-
MD	\$546,279	-	-	-	-	-	-
ME	\$121,461	-	\$207,566	-	-	-	-
MI	\$902,400	-	-	-	-	-	-
MN	\$509,589	-	-	-	-	-	-
MO	-	-	-	-	-	-	-
MS	\$1,438	-	-	-	-	-	-
MT	-	-	-	-	\$78,959	\$8,591	\$16,767
NC	-	\$128,338	-	-	-	-	-
ND	-	-	-	-	\$179,425	-	-
NE	-	\$157,382	-	-	\$13,528	\$24,692	-
NH	\$122,861	-	-	-	-	-	-
NJ	\$39,500	\$282,617	-	-	\$86,147	\$90,000	-
NM	\$189,446	-	-	-	-	-	-
NV	\$73,841	-	-	-	-	-	-
NY	-	-	-	-	-	-	-
OH	-	-	-	-	-	-	-
OK	-	-	-	\$32,500	\$249,807	-	-
OR	\$381,108	-	-	-	-	-	-
PA	\$1,156,768	-	-	-	\$2,000,000	-	-
RI	\$34,567	-	-	-	-	-	-
SC	-	-	-	-	\$13,088	-	-
SD	\$79,623	-	-	-	-	-	-
TN	-	-	-	\$37,023	-	-	-
TX	-	-	-	\$20,314	-	-	-
UT	\$118,227	-	-	-	-	-	-
VA	-	-	\$137,861	-	-	-	-
VT	-	-	-	-	\$30,434	\$13,008	\$12,942
WA	-	-	-	-	-	-	-
WI	-	\$70,898	-	-	\$4,690	-	-
WV	\$161,936	-	-	-	-	-	-
WY	-	-	-	-	-	-	-

Appendix E—Frequencies of Categorical Variables, Descriptive Statistics for Continuous Variables, and Imputation Flag Frequencies on the SLAA Data File


The tables in Appendix E present frequencies or descriptive statistics for all items on the survey. Most items had an item response rate of 100 percent, but two variables (G-050 “Library Visits” and F-050 “Government Documents”) had item response rates of 94 percent and 96 percent, respectively. The missing data points were imputed for these three items using the growth rule. The data files include missing values declarations for any values such as “P—Logical skip.” However, the percentages included in Table E1 reflect inclusion of all cases and do not report “valid percentages” that would be produced given the missing values declarations.

Table E1. Frequencies of Categorical Variables

Value	Frequency	Percent	Cumulative Frequency	Cumulative Percent
FYSTART: FISCAL YEAR STARTING DATE				
4/1/2019	1	1.96	1	1.96
7/1/2019	46	90.2	47	92.16
9/1/2019	1	1.96	48	94.12
10/1/2019	3	5.88	51	100
FYEND: FISCAL YEAR ENDING DATE				
3/31/2020	1	1.96	1	1.96
6/30/2020	46	90.2	47	92.16
8/31/2020	1	1.96	48	94.12
9/30/2020	3	5.88	51	100
ADMINGROUP: ADMINISTRATIVE STRUCTURE				
DEPARTMENT OF EDUCATION	13	25.49	13	25.49
DEPARTMENT OF STATE/ADMINISTRATION	10	19.61	23	45.1
INDEPENDENT AGENCY OR LEGISLATIVE BRANCH	20	39.22	43	84.31
OTHER AGENCY	8	15.69	51	100
OBEREGION: BUREAU OF ECONOMIC ANALYSIS REGION CODE				
01 - New England	6	11.76	6	11.76
02 - Mid-East	6	11.76	12	23.53
03 - Great Lakes	5	9.8	17	33.33
04 - Plains	7	13.73	24	47.06
05 - Southeast	12	23.53	36	70.59
06 - Southwest	4	7.84	40	78.43
07 - Rocky Mountains	5	9.8	45	88.24
08 - Far West	6	11.76	51	100
RSTATUS: RESPONDENT STATUS				
1 - Respondent, with no imputed data	46	90.2	46	90.2
2 - Respondent, with both reported and imputed data	5	9.8	51	100

Value	Frequency	Percent	Cumulative Frequency	Cumulative Percent
BRANCH: LOCATION IN STATE GOVERNMENT				
E - Executive Branch	50	98.04	50	98.04
L - Legislative Branch	1	1.96	51	100
INDAGY: INDEPENDENT AGENCY IN THE EXECUTIVE BRANCH TO WHICH SLAA REPORTS				
B - Board/commission	15	29.41	15	29.41
G - Governor	3	5.88	18	35.29
P - Logical Skip	33	64.71	51	100
APPBYGOV: BOARD/COMMISSION APPOINTED BY GOVERNOR				
N - No	2	3.92	2	3.92
Y - Yes	13	25.49	15	29.41
P - Logical Skip	36	70.59	51	100
APPBYOTH: BOARD/COMMISSION APPOINTED BY OTHER OFFICIAL				
N - No	11	21.57	11	21.57
Y - Yes	4	7.84	15	29.41
P - Logical Skip	36	70.59	51	100
LARGERAG: PART OF LARGER AGENCY IN EXECUTIVE BRANCH				
C - Department of Cultural Resources	4	7.84	4	7.84
E - Department of Education	12	23.53	16	31.37
O - Other Agency	11	21.57	27	52.94
S - Department of State	5	9.8	32	62.75
P - Logical Skip	19	37.25	51	100
OTHAGSP: OTHER AGENCY, SPECIFIED				
ADMINISTRATION & INFORMATION	1	1.96	1	1.96
AGENCY OF ADMINISTRATION	1	1.96	2	3.92
BOARD OF REGENTS OF THE UNIVERSITY SYSTEM OF GEORGIA	1	1.96	3	5.88
DEPARTMENT OF ADMINISTRATION	2	3.92	5	9.8
DEPARTMENT OF EDUCATION AND ARTS	1	1.96	6	11.76
DEPARTMENT OF HERITAGE AND ARTS	1	1.96	7	13.73
SECRETARY OF STATE	1	1.96	8	15.69
THE EDUCATION AND WORKFORCE DEVELOPMENT CABINET	1	1.96	9	17.65
THOMAS EDISON STATE UNIVERSITY	1	1.96	10	19.61
P - Logical Skip	41	80.39	51	100

Value	Frequency	Percent	Cumulative Frequency	Cumulative Percent
PLA_BRCO: SLAA PART OF LARGER AGENCY IN THE EXECUTIVE BRANCH HAS BOARD/COMMISSION				
N - No	13	25.49	13	25.49
Y - Yes	19	37.25	32	62.75
P - Logical Skip	19	37.25	51	100
PLA_GOV: BOARD/COMMISSION APPOINTED BY GOVERNOR				
N - No	3	5.88	3	5.88
Y - Yes	16	31.37	19	37.25
P - Logical Skip	32	62.75	51	100
PLD_OTH: BOARD/COMMISSION APPOINTED BY OTHER OFFICIAL				
N - No	15	29.41	15	29.41
Y - Yes	4	7.84	19	37.25
P - Logical Skip	32	62.75	51	100
STARCHIV: STATE ARCHIVES ARE COMBINED WITH SLAA				
N - No	41	80.39	41	80.39
Y - Yes	10	19.61	51	100
STLEGREF: PRIMARY STATE LEGISLATIVE RESEARCH ORGANIZATION - ALLIED OPERATION				
N - No	48	94.12	48	94.12
Y - Yes	3	5.88	51	100
STHSTMUS: STATE HISTORY MUSEUM/ART GALLERY - ALLIED OPERATION				
N - No	48	94.12	48	94.12
Y - Yes	3	5.88	51	100
STRECMNG: STATE RECORDS MANAGEMENT SERVICE - ALLIED OPERATION				
N - No	42	82.35	42	82.35
Y - Yes	9	17.65	51	100
OTHALLOP: OTHER ALLIED OPERATION - ALLIED OPERATION				
N - No	40	78.43	40	78.43
Y - Yes	11	21.57	51	100

Value	Frequency	Percent	Cumulative Frequency	Cumulative Percent
OTHALLSP: OTHER ALLIED OPERATION, SPECIFIED				
BRANCHES AT DEPARTMENTS OF ENVIRONMENTAL PROTECTION AND TRANSPORTATION	1	1.96	1	1.96
COLLECT AND CURATE "BORN DIGITAL" STATE DOCUMENTS	1	1.96	2	3.92
GEOGRAPHIC INFORMATION SERVICES AND MONTANA NATURAL HERITAGE PROGRAM	1	1.96	3	5.88
HTTPS://DOS.MYFLORIDA.COM/LIBRARY-ARCHIVES/ 	1	1.96	4	7.84
LIBRARY TELEVISION NETWORK	1	1.96	5	9.8
NEBRASKA PUBLICATIONS CLEARINGHOUSE	1	1.96	6	11.76
REPOSITORY OF STATE PUBLICATIONS	1	1.96	7	13.73
SEO SERVICE CENTER	1	1.96	8	15.69
STATE DATA CENTER	1	1.96	9	17.65
STATE DATA CENTER AND REGIONAL FEDERAL DEPOSITORY	1	1.96	10	19.61
WE CATALOG AND HOUSE STATE DOCUMENTS; NOT BOR DOCUMENTS	1	1.96	11	21.57
P - Logical Skip	40	78.43	51	100
STLACONT: SLAA CONTRACTS WITH LOCAL PUBLIC OR ACADEMIC LIBRARY				
N - No	41	80.39	41	80.39
Y - Yes	10	19.61	51	100
STLAHOST: SLAA HOSTS/PROVIDE ANY FUNDING TO A STATE CENTER FOR THE BOOK				
N - No	19	37.25	19	37.25
Y - Yes	32	62.75	51	100
ACCRLIBA: ACCREDITATION OF LIBRARIES - PUBLIC				
D - Directly	13	25.49	13	25.49
N - Not provided	38	74.51	51	100
ACCRLIBB: ACCREDITATION OF LIBRARIES - ACADEMIC				
N - Not provided	51	100	51	100
ACCRLIBC: ACCREDITATION OF LIBRARIES - SCHOOL				
N - Not provided	51	100	51	100
ACCRLIBD: ACCREDITATION OF LIBRARIES - SPECIAL				
N - Not provided	51	100	51	100
ACCRLIBE: ACCREDITATION OF LIBRARIES - LIBRARY COOPERATIVES				
D - Directly	4	7.84	4	7.84
N - Not provided	47	92.16	51	100
STAIDSVA: ADMINISTRATION OF STATE AID - PUBLIC				
D - Directly	39	76.47	39	76.47
N - Not provided	12	23.53	51	100

Value	Frequency	Percent	Cumulative Frequency	Cumulative Percent
STAIDSVB: ADMINISTRATION OF STATE AID - ACADEMIC				
D - Directly	8	15.69	8	15.69
N - Not provided	43	84.31	51	100
STAIDSVC: ADMINISTRATION OF STATE AID - SCHOOL				
D - Directly	5	9.8	5	9.8
N - Not provided	46	90.2	51	100
STAIDSVD: ADMINISTRATION OF STATE AID - SPECIAL				
D - Directly	7	13.73	7	13.73
N - Not provided	44	86.27	51	100
STAIDSVE: ADMINISTRATION OF STATE AID - LIBRARY COOPERATIVES				
D - Directly	22	43.14	22	43.14
N - Not provided	29	56.86	51	100
CERTLIBA: CERTIFICATION OF LIBRARIANS - PUBLIC				
C - Contract	1	1.96	1	1.96
D - Directly	22	43.14	23	45.1
N - Not provided	28	54.9	51	100
CERTLIBB: CERTIFICATION OF LIBRARIANS - ACADEMIC				
D - Directly	5	9.8	5	9.8
N - Not provided	46	90.2	51	100
CERTLIBC: CERTIFICATION OF LIBRARIANS - SCHOOL				
D - Directly	5	9.8	5	9.8
N - Not provided	46	90.2	51	100
CERTLIBD: CERTIFICATION OF LIBRARIANS - SPECIAL				
D - Directly	6	11.76	6	11.76
N - Not provided	45	88.24	51	100
CERTLIBE: CERTIFICATION OF LIBRARIANS - LIBRARY COOPERATIVES				
D - Directly	10	19.61	10	19.61
N - Not provided	41	80.39	51	100
COLLBSTA: COLLECTION OF LIBRARY STATISTICS - PUBLIC				
D - Directly	51	100	51	100
COLLBSTB: COLLECTION OF LIBRARY STATISTICS - ACADEMIC				
D - Directly	6	11.76	6	11.76
N - Not provided	45	88.24	51	100
COLLBSTC: COLLECTION OF LIBRARY STATISTICS - SCHOOL				
D - Directly	5	9.8	5	9.8
N - Not provided	46	90.2	51	100

Value	Frequency	Percent	Cumulative Frequency	Cumulative Percent
COLLBSTD: COLLECTION OF LIBRARY STATISTICS - SPECIAL				
D - Directly	5	9.8	5	9.8
N - Not provided	46	90.2	51	100
COLLBSTE: COLLECTION OF LIBRARY STATISTICS - LIBRARY COOPERATIVES				
D - Directly	20	39.22	20	39.22
N - Not provided	31	60.78	51	100
CNSLTSVA: CONSULTING SERVICES - PUBLIC				
D - Directly	48	94.12	48	94.12
N - Not provided	3	5.88	51	100
CNSLTSVB: CONSULTING SERVICES - ACADEMIC				
D - Directly	29	56.86	29	56.86
N - Not provided	22	43.14	51	100
CNSLTSVC: CONSULTING SERVICES - SCHOOL				
D - Directly	31	60.78	31	60.78
N - Not provided	20	39.22	51	100
CNSLTSVD: CONSULTING SERVICES - SPECIAL				
D - Directly	30	58.82	30	58.82
N - Not provided	21	41.18	51	100
CNSLTSVE: CONSULTING SERVICES - LIBRARY COOPERATIVES				
D - Directly	30	58.82	30	58.82
N - Not provided	21	41.18	51	100
LIBLEGA: LIBRARY LEGISLATION PREPARATION/REVIEW - PUBLIC				
D - Directly	43	84.31	43	84.31
N - Not provided	8	15.69	51	100
LIBLEGB: LIBRARY LEGISLATION PREPARATION/REVIEW - ACADEMIC				
D - Directly	20	39.22	20	39.22
N - Not provided	31	60.78	51	100
LIBLEGC: LIBRARY LEGISLATION PREPARATION/REVIEW - SCHOOL				
D - Directly	21	41.18	21	41.18
N - Not provided	30	58.82	51	100
LIBLEGD: LIBRARY LEGISLATION PREPARATION/REVIEW - SPECIAL				
D - Directly	18	35.29	18	35.29
N - Not provided	33	64.71	51	100

Value	Frequency	Percent	Cumulative Frequency	Cumulative Percent
LIBLEGE: LIBRARY LEGISLATION PREPARATION/REVIEW - LIBRARY COOPERATIVES				
D - Directly	24	47.06	24	47.06
N - Not provided	27	52.94	51	100
STSTANDA: STATE STANDARDS/GUIDELINES - PUBLIC				
C - Contract	1	1.96	1	1.96
D - Directly	42	82.35	43	84.31
N - Not provided	8	15.69	51	100
STSTANDB: STATE STANDARDS/GUIDELINES - ACADEMIC				
D - Directly	5	9.8	5	9.8
N - Not provided	46	90.2	51	100
STSTANDC: STATE STANDARDS/GUIDELINES - SCHOOL				
D - Directly	8	15.69	8	15.69
N - Not provided	43	84.31	51	100
STSTANDD: STATE STANDARDS/GUIDELINES - SPECIAL				
D - Directly	5	9.8	5	9.8
N - Not provided	46	90.2	51	100
STSTANDE: STATE STANDARDS/GUIDELINES - LIBRARY COOPERATIVES				
D - Directly	13	25.49	13	25.49
N - Not provided	38	74.51	51	100
ADMLIBSYSA: ADMIN LIBRARY SUPPORT - PUBLIC				
C - Contract	1	1.96	1	1.96
D - Directly	26	50.98	27	52.94
N - Not provided	24	47.06	51	100
ADMLIBSYSB: ADMIN LIBRARY SUPPORT - ACADEMIC				
C - Contract	1	1.96	1	1.96
D - Directly	5	9.8	6	11.76
N - Not provided	45	88.24	51	100
ADMLIBSYSC: ADMIN LIBRARY SUPPORT - SCHOOL				
C - Contract	3	5.88	3	5.88
D - Directly	6	11.76	9	17.65
N - Not provided	42	82.35	51	100
ADMLIBSYSD: ADMIN LIBRARY SUPPORT - SPECIAL				
C - Contract	1	1.96	1	1.96
D - Directly	5	9.8	6	11.76
N - Not provided	45	88.24	51	100

Value	Frequency	Percent	Cumulative Frequency	Cumulative Percent
ADMLIBSYSE: ADMIN LIBRARY SUPPORT - LIBRARY COOPERATIVES				
C - Contract	1	1.96	1	1.96
D - Directly	20	39.22	21	41.18
N - Not provided	30	58.82	51	100
LSTASTGRA: LSTA STATE PROGRAM GRANTS - PUBLIC				
D - Directly	42	82.35	42	82.35
N - Not provided	9	17.65	51	100
LSTASTGRB: LSTA STATE PROGRAM GRANTS - ACADEMIC				
D - Directly	27	52.94	27	52.94
N - Not provided	24	47.06	51	100
LSTASTGRC: LSTA STATE PROGRAM GRANTS - SCHOOL				
D - Directly	24	47.06	24	47.06
N - Not provided	27	52.94	51	100
LSTASTGRD: LSTA STATE PROGRAM GRANTS - SPECIAL				
D - Directly	22	43.14	22	43.14
N - Not provided	29	56.86	51	100
LSTASTGRE: LSTA STATE PROGRAM GRANTS - LIBRARY COOPERATIVES				
D - Directly	24	47.06	24	47.06
N - Not provided	27	52.94	51	100
LSTASTSVA: LSTA STATEWIDE SERVICES - PUBLIC				
D - Directly	51	100	51	100
LSTASTSVB: LSTA STATEWIDE SERVICES - ACADEMIC				
D - Directly	33	64.71	33	64.71
N - Not provided	18	35.29	51	100
LSTASTSVC: LSTA STATEWIDE SERVICES - SCHOOL				
D - Directly	32	62.75	32	62.75
N - Not provided	19	37.25	51	100
LSTASTSVD: LSTA STATEWIDE SERVICES - SPECIAL				
D - Directly	30	58.82	30	58.82
N - Not provided	21	41.18	51	100
LSTASTSVE: LSTA STATEWIDE SERVICES - LIBRARY COOPERATIVES				
D - Directly	30	58.82	30	58.82
N - Not provided	21	41.18	51	100
CNSLTSV_1_CON: CONSULTING SERVICES - CONSTRUCTION				
N - No	20	39.22	20	39.22
Y - Yes	28	54.9	48	94.12
P - Logical Skip	3	5.88	51	100

Value	Frequency	Percent	Cumulative Frequency	Cumulative Percent
CNSLTSV_1_DEV: CONSULTING SERVICES - LIBRARY MANAGEMENT				
Y - Yes	48	94.12	48	94.12
P - Logical Skip	3	5.88	51	100
CNSLTSV_1_CED: CONSULTING SERVICES - CONTINUING EDUCATION				
Y - Yes	48	94.12	48	94.12
P - Logical Skip	3	5.88	51	100
CNSLTSV_1_TC: CONSULTING SERVICES - TECHNOLOGY				
N - No	1	1.96	1	1.96
Y - Yes	47	92.16	48	94.12
P - Logical Skip	3	5.88	51	100
CNSLTSV_1_MC: CONSULTING SERVICES - MARKETING				
N - No	5	9.8	5	9.8
Y - Yes	43	84.31	48	94.12
P - Logical Skip	3	5.88	51	100
CNSLTSV_1_ER: CONSULTING SERVICES - E-RATE				
N - No	3	5.88	3	5.88
Y - Yes	45	88.24	48	94.12
P - Logical Skip	3	5.88	51	100
CNSLTSV_1_AL: CONSULTING SERVICES - ADULT LITERACY				
N - No	9	17.65	9	17.65
Y - Yes	39	76.47	48	94.12
P - Logical Skip	3	5.88	51	100
CNSLTSV_1_YS: CONSULTING SERVICES - YOUTH SERVICES				
Y - Yes	48	94.12	48	94.12
P - Logical Skip	3	5.88	51	100
CNSLTSV_1_OTH: CONSULTING SERVICES - OTHER				
N - No	21	41.18	21	41.18
Y - Yes	22	43.14	43	84.31
DK - Don't Know	5	9.8	48	94.12
P - Logical Skip	3	5.88	51	100

Value	Frequency	Percent	Cumulative Frequency	Cumulative Percent
CNSLTSV_1_OTH_DES: CONSULTING SERVICES - OTHER (DESCRIBE)				
ARCHIVAL SERVICES/DIGITAL INITIATIVES, PARTNERSHIPS, STATISTICS, ACCESSIBLE SERVICES	1	1.96	1	1.96
ARCHIVES/RECORDS MANAGEMENT	1	1.96	2	3.92
BUDGET, NEW DIRECTORS, TRUSTEE TRAINING	1	1.96	3	5.88
CATALOGING	1	1.96	4	7.84
CHILDREN'S PROGRAMMING & SUMMER READING	1	1.96	5	9.8
COMMUNITY ENGAGEMENT E-GOVERNMENT DIGITIZATION RECORDS MANAGEMENT PRESERVATION/ARCHIVAL PRACTICES	1	1.96	6	11.76
COVID 19	1	1.96	7	13.73
DIVERSITY AND INCLUSION	1	1.96	8	15.69
EARLY LITERACY, SCHOOL LIBRARIES, DIGITAL PRESERVATION, INSTITUTIONAL LIBRARIES	1	1.96	9	17.65
LAW	1	1.96	10	19.61
LIBRARY LAWS, OPERATIONS	1	1.96	11	21.57
LIBRARY STATISTICS	1	1.96	12	23.53
PRESERVATION/DISASTER RECOVERY	1	1.96	13	25.49
SCHOOL LIBRARIES	1	1.96	14	27.45
SPACE PLANNING	1	1.96	15	29.41
SPECIAL POPULATIONS	1	1.96	16	31.37
STATISTICS AND DATA MANAGEMENT	1	1.96	17	33.33
TRUSTEE TRAINING	1	1.96	18	35.29
TRUSTEE TRAINING, ADVOCACY	1	1.96	19	37.25
TRUSTEE TRAINING, DIGITIZATION, STATISTICS, STEM	1	1.96	20	39.22
USE OF LIBRARY DATA	1	1.96	21	41.18
WORKFORCE DEVELOPMENT	1	1.96	22	43.14
P - Logical Skip	29	56.86	51	100
COOPPURA: COOPERATIVE PURCHASING OF LIBRARY MATERIALS - PUBLIC				
C - Contract	6	11.76	6	11.76
D - Directly	21	41.18	27	52.94
N - Not provided	24	47.06	51	100
COOPPURB: COOPERATIVE PURCHASING OF LIBRARY MATERIALS - ACADEMIC				
C - Contract	6	11.76	6	11.76
D - Directly	11	21.57	17	33.33
N - Not provided	34	66.67	51	100

Value	Frequency	Percent	Cumulative Frequency	Cumulative Percent
COOPPURC: COOPERATIVE PURCHASING OF LIBRARY MATERIALS - SCHOOL				
C - Contract	7	13.73	7	13.73
D - Directly	10	19.61	17	33.33
N - Not provided	34	66.67	51	100
COOPPURD: COOPERATIVE PURCHASING OF LIBRARY MATERIALS - SPECIAL				
C - Contract	6	11.76	6	11.76
D - Directly	10	19.61	16	31.37
N - Not provided	35	68.63	51	100
COOPPURE: COOPERATIVE PURCHASING OF LIBRARY MATERIALS - LIBRARY COOPERATIVES				
C - Contract	7	13.73	7	13.73
D - Directly	8	15.69	15	29.41
N - Not provided	36	70.59	51	100
ILLREFA: INTERLIBRARY LOAN REFERRAL SERVICES - PUBLIC				
C - Contract	6	11.76	6	11.76
D - Directly	37	72.55	43	84.31
N - Not provided	8	15.69	51	100
ILLREFB: INTERLIBRARY LOAN REFERRAL SERVICES - ACADEMIC				
C - Contract	4	7.84	4	7.84
D - Directly	33	64.71	37	72.55
N - Not provided	14	27.45	51	100
ILLREFC: INTERLIBRARY LOAN REFERRAL SERVICES - SCHOOL				
C - Contract	3	5.88	3	5.88
D - Directly	31	60.78	34	66.67
N - Not provided	17	33.33	51	100
ILLREFD: INTERLIBRARY LOAN REFERRAL SERVICES - SPECIAL				
C - Contract	2	3.92	2	3.92
D - Directly	33	64.71	35	68.63
N - Not provided	16	31.37	51	100
ILLREFE: INTERLIBRARY LOAN REFERRAL SERVICES - LIBRARY COOPERATIVES				
C - Contract	3	5.88	3	5.88
D - Directly	22	43.14	25	49.02
N - Not provided	26	50.98	51	100

Value	Frequency	Percent	Cumulative Frequency	Cumulative Percent
REFREFA: REFERENCE REFERRAL SERVICES - PUBLIC				
C - Contract	4	7.84	4	7.84
D - Directly	38	74.51	42	82.35
N - Not provided	9	17.65	51	100
REFREFB: REFERENCE REFERRAL SERVICES - ACADEMIC				
C - Contract	2	3.92	2	3.92
D - Directly	34	66.67	36	70.59
N - Not provided	15	29.41	51	100
REFREFC: REFERENCE REFERRAL SERVICES - SCHOOL				
C - Contract	3	5.88	3	5.88
D - Directly	32	62.75	35	68.63
N - Not provided	16	31.37	51	100
REFREFD: REFERENCE REFERRAL SERVICES - SPECIAL				
C - Contract	2	3.92	2	3.92
D - Directly	34	66.67	36	70.59
N - Not provided	15	29.41	51	100
REFREFE: REFERENCE REFERRAL SERVICES - LIBRARY COOPERATIVES				
C - Contract	3	5.88	3	5.88
D - Directly	25	49.02	28	54.9
N - Not provided	23	45.1	51	100
SWDIGPRA: STATEWIDE COORDINATED DIGITAL PROGRAM OR SERVICE - PUBLIC				
C - Contract	4	7.84	4	7.84
D - Directly	29	56.86	33	64.71
N - Not provided	18	35.29	51	100
SWDIGPRB: STATEWIDE COORDINATED DIGITAL PROGRAM OR SERVICE - ACADEMIC				
C - Contract	2	3.92	2	3.92
D - Directly	18	35.29	20	39.22
N - Not provided	31	60.78	51	100
SWDIGPRC: STATEWIDE COORDINATED DIGITAL PROGRAM OR SERVICE - SCHOOL				
C - Contract	2	3.92	2	3.92
D - Directly	19	37.25	21	41.18
N - Not provided	30	58.82	51	100
SWDIGPRD: STATEWIDE COORDINATED DIGITAL PROGRAM OR SERVICE - SPECIAL				
C - Contract	1	1.96	1	1.96
D - Directly	18	35.29	19	37.25
N - Not provided	32	62.75	51	100

Value	Frequency	Percent	Cumulative Frequency	Cumulative Percent
SWDIGPRE: STATEWIDE COORDINATED DIGITAL PROGRAM OR SERVICE - LIBRARY COOPERATIVES				
C - Contract	3	5.88	3	5.88
D - Directly	16	31.37	19	37.25
N - Not provided	32	62.75	51	100
STWIDPRA: STATEWIDE PUBLIC RELATIONS/LIBRARY PROMOTION CAMPAIGNS - PUBLIC				
C - Contract	1	1.96	1	1.96
D - Directly	26	50.98	27	52.94
N - Not provided	24	47.06	51	100
STWIDPRB: STATEWIDE PUBLIC RELATIONS/LIBRARY PROMOTION CAMPAIGNS - ACADEMIC				
D - Directly	14	27.45	14	27.45
N - Not provided	37	72.55	51	100
STWIDPRC: STATEWIDE PUBLIC RELATIONS/LIBRARY PROMOTION CAMPAIGNS - SCHOOL				
D - Directly	15	29.41	15	29.41
N - Not provided	36	70.59	51	100
STWIDPRD: STATEWIDE PUBLIC RELATIONS/LIBRARY PROMOTION CAMPAIGNS - SPECIAL				
D - Directly	13	25.49	13	25.49
N - Not provided	38	74.51	51	100
STWIDPRE: STATEWIDE PUBLIC RELATIONS/LIBRARY PROMOTION CAMPAIGNS - LIBRARY COOPERATIVES				
C - Contract	1	1.96	1	1.96
D - Directly	16	31.37	17	33.33
N - Not provided	34	66.67	51	100
SWVRSB: STATEWIDE VIRTUAL REFERENCE SERVICE - PUBLIC				
C - Contract	5	9.8	5	9.8
D - Directly	13	25.49	18	35.29
N - Not provided	33	64.71	51	100
SWVRSB: STATEWIDE VIRTUAL REFERENCE SERVICE - ACADEMIC				
C - Contract	5	9.8	5	9.8
D - Directly	9	17.65	14	27.45
N - Not provided	37	72.55	51	100
SWVRSB: STATEWIDE VIRTUAL REFERENCE SERVICE - SCHOOL				
C - Contract	5	9.8	5	9.8
D - Directly	8	15.69	13	25.49
N - Not provided	38	74.51	51	100

Value	Frequency	Percent	Cumulative Frequency	Cumulative Percent
SWVRSD: STATEWIDE VIRTUAL REFERENCE SERVICE - SPECIAL				
C - Contract	5	9.8	5	9.8
D - Directly	10	19.61	15	29.41
N - Not provided	36	70.59	51	100
SWVRSE: STATEWIDE VIRTUAL REFERENCE SERVICE - LIBRARY COOPERATIVES				
C - Contract	4	7.84	4	7.84
D - Directly	5	9.8	9	17.65
N - Not provided	42	82.35	51	100
UNIVSERA: UNIVERSAL SERVICE PROGRAM - PUBLIC				
C - Contract	1	1.96	1	1.96
D - Directly	30	58.82	31	60.78
N - Not provided	20	39.22	51	100
UNIVSERB: UNIVERSAL SERVICE PROGRAM - ACADEMIC				
N - Not provided	51	100	51	100
UNIVSERC: UNIVERSAL SERVICE PROGRAM - SCHOOL				
C - Contract	1	1.96	1	1.96
N - Not provided	50	98.04	51	100
UNIVSERD: UNIVERSAL SERVICE PROGRAM - SPECIAL				
D - Directly	1	1.96	1	1.96
N - Not provided	50	98.04	51	100
UNIVSERE: UNIVERSAL SERVICE PROGRAM - LIBRARY COOPERATIVES				
D - Directly	12	23.53	12	23.53
N - Not provided	39	76.47	51	100
STRESSHA: STATEWIDE RESOURCE SHARE - PUBLIC				
C - Contract	7	13.73	7	13.73
D - Directly	43	84.31	50	98.04
N - Not provided	1	1.96	51	100
STRESSHB: STATEWIDE RESOURCE SHARE - ACADEMIC				
C - Contract	6	11.76	6	11.76
D - Directly	33	64.71	39	76.47
N - Not provided	12	23.53	51	100
STRESSHC: STATEWIDE RESOURCE SHARE - SCHOOL				
C - Contract	4	7.84	4	7.84
D - Directly	33	64.71	37	72.55
N - Not provided	14	27.45	51	100

Value	Frequency	Percent	Cumulative Frequency	Cumulative Percent
STRESSHD: STATEWIDE RESOURCE SHARE - SPECIAL				
C - Contract	5	9.8	5	9.8
D - Directly	32	62.75	37	72.55
N - Not provided	14	27.45	51	100
STRESSHE: STATEWIDE RESOURCE SHARE - LIBRARY COOPERATIVES				
C - Contract	4	7.84	4	7.84
D - Directly	28	54.9	32	62.75
N - Not provided	19	37.25	51	100
ACQFEDPGA: ACQUISITION OF OTHER FEDERAL PROGRAM FUNDS - PUBLIC				
D - Directly	14	27.45	14	27.45
N - Not provided	37	72.55	51	100
ACQFEDPGB: ACQUISITION OF OTHER FEDERAL PROGRAM FUNDS - ACADEMIC				
N - Not provided	51	100	51	100
ACQFEDPGC: ACQUISITION OF OTHER FEDERAL PROGRAM FUNDS - SCHOOL				
D - Directly	2	3.92	2	3.92
N - Not provided	49	96.08	51	100
ACQFEDPGD: ACQUISITION OF OTHER FEDERAL PROGRAM FUNDS - SPECIAL				
D - Directly	1	1.96	1	1.96
N - Not provided	50	98.04	51	100
ACQFEDPGE: ACQUISITION OF OTHER FEDERAL PROGRAM FUNDS - LIBRARY COOPERATIVES				
D - Directly	4	7.84	4	7.84
N - Not provided	47	92.16	51	100
ACQFEDPG_1_ED: FUNDING - U.S. DEPARTMENT OF EDUCATION				
N - No	13	25.49	13	25.49
Y - Yes	1	1.96	14	27.45
P - Logical Skip	37	72.55	51	100
ACQFEDPG_1_AG: FUNDING - USDA				
N - No	14	27.45	14	27.45
P - Logical Skip	37	72.55	51	100
ACQFEDPG_1_CC: FUNDING - FCC				
N - No	5	9.8	5	9.8
Y - Yes	9	17.65	14	27.45
P - Logical Skip	37	72.55	51	100

Value	Frequency	Percent	Cumulative Frequency	Cumulative Percent
ACQFEDPG_1_LAB: FUNDING - DOL				
N - No	14	27.45	14	27.45
P - Logical Skip	37	72.55	51	100
ACQFEDPG_1_OTH: FUNDING - OTHER				
N - No	8	15.69	8	15.69
Y - Yes	5	9.8	13	25.49
DK - Don't Know	1	1.96	14	27.45
P - Logical Skip	37	72.55	51	100
ACQFEDPG_1_OTH_DESC: FUNDING - OTHER (DESCRIBE)				
NEH	2	3.92	2	3.92
NHPRC, NEH	1	1.96	3	5.88
NSF	1	1.96	4	7.84
SOUTH DAKOTA HUMANITIES COUNCIL	1	1.96	5	9.8
P - Logical Skip	46	90.2	51	100
CNTEDPRA: CONTINUING EDUCATION PROGRAMS - PUBLIC				
C - Contract	1	1.96	1	1.96
D - Directly	49	96.08	50	98.04
N - Not provided	1	1.96	51	100
CNTEDPRB: CONTINUING EDUCATION PROGRAMS - ACADEMIC				
C - Contract	2	3.92	2	3.92
D - Directly	37	72.55	39	76.47
N - Not provided	12	23.53	51	100
CNTEDPRC: CONTINUING EDUCATION PROGRAMS - SCHOOL				
C - Contract	2	3.92	2	3.92
D - Directly	35	68.63	37	72.55
N - Not provided	14	27.45	51	100
CNTEDPRD: CONTINUING EDUCATION PROGRAMS - SPECIAL				
C - Contract	2	3.92	2	3.92
D - Directly	38	74.51	40	78.43
N - Not provided	11	21.57	51	100
CNTEDPRE: CONTINUING EDUCATION PROGRAMS - LIBRARY COOPERATIVES				
C - Contract	1	1.96	1	1.96
D - Directly	30	58.82	31	60.78
N - Not provided	20	39.22	51	100

Value	Frequency	Percent	Cumulative Frequency	Cumulative Percent
LIBPLANA: LIBRARY PLANNING/EVALUATION/RESEARCH - PUBLIC				
D - Directly	50	98.04	50	98.04
N - Not provided	1	1.96	51	100
LIBPLANB: LIBRARY PLANNING/EVALUATION/RESEARCH - ACADEMIC				
D - Directly	18	35.29	18	35.29
N - Not provided	33	64.71	51	100
LIBPLANC: LIBRARY PLANNING/EVALUATION/RESEARCH - SCHOOL				
D - Directly	21	41.18	21	41.18
N - Not provided	30	58.82	51	100
LIBPLAND: LIBRARY PLANNING/EVALUATION/RESEARCH - SPECIAL				
D - Directly	17	33.33	17	33.33
N - Not provided	34	66.67	51	100
LIBPLANE: LIBRARY PLANNING/EVALUATION/RESEARCH - LIBRARY COOPERATIVES				
D - Directly	26	50.98	26	50.98
N - Not provided	25	49.02	51	100
LITPRSVA: LITERACY PROGRAM SUPPORT - PUBLIC				
C - Contract	3	5.88	3	5.88
D - Directly	35	68.63	38	74.51
N - Not provided	13	25.49	51	100
LITPRSVB: LITERACY PROGRAM SUPPORT - ACADEMIC				
D - Directly	8	15.69	8	15.69
N - Not provided	43	84.31	51	100
LITPRSVC: LITERACY PROGRAM SUPPORT - SCHOOL				
D - Directly	15	29.41	15	29.41
N - Not provided	36	70.59	51	100
LITPRSDV: LITERACY PROGRAM SUPPORT - SPECIAL				
D - Directly	7	13.73	7	13.73
N - Not provided	44	86.27	51	100
LITPRSVE: LITERACY PROGRAM SUPPORT - LIBRARY COOPERATIVES				
D - Directly	13	25.49	13	25.49
N - Not provided	38	74.51	51	100
PRESERVA: PRESERVATION/CONSERVATION SERVICES - PUBLIC				
C - Contract	2	3.92	2	3.92
D - Directly	15	29.41	17	33.33
N - Not provided	34	66.67	51	100

Value	Frequency	Percent	Cumulative Frequency	Cumulative Percent
PRESERVB: PRESERVATION/CONSERVATION SERVICES - ACADEMIC				
C - Contract	2	3.92	2	3.92
D - Directly	7	13.73	9	17.65
N - Not provided	42	82.35	51	100
PRESERVC: PRESERVATION/CONSERVATION SERVICES - SCHOOL				
C - Contract	1	1.96	1	1.96
D - Directly	5	9.8	6	11.76
N - Not provided	45	88.24	51	100
PRESERVD: PRESERVATION/CONSERVATION SERVICES - SPECIAL				
C - Contract	3	5.88	3	5.88
D - Directly	7	13.73	10	19.61
N - Not provided	41	80.39	51	100
PRESERVE: PRESERVATION/CONSERVATION SERVICES - LIBRARY COOPERATIVES				
C - Contract	1	1.96	1	1.96
D - Directly	6	11.76	7	13.73
N - Not provided	44	86.27	51	100
SUMREADA: SUMMER READING PROGRAM SUPPORT - PUBLIC				
C - Contract	2	3.92	2	3.92
D - Directly	47	92.16	49	96.08
N - Not provided	2	3.92	51	100
SUMREADB: SUMMER READING PROGRAM SUPPORT - ACADEMIC				
N - Not provided	51	100	51	100
SUMREADC: SUMMER READING PROGRAM SUPPORT - SCHOOL				
D - Directly	12	23.53	12	23.53
N - Not provided	39	76.47	51	100
SUMREADD: SUMMER READING PROGRAM SUPPORT - SPECIAL				
D - Directly	5	9.8	5	9.8
N - Not provided	46	90.2	51	100
SUMREADE: SUMMER READING PROGRAM SUPPORT - LIBRARY COOPERATIVES				
D - Directly	13	25.49	13	25.49
N - Not provided	38	74.51	51	100

Value	Frequency	Percent	Cumulative Frequency	Cumulative Percent
STREADPRA: STATEWIDE READING PROGRAMS - PUBLIC				
C - Contract	2	3.92	2	3.92
D - Directly	37	72.55	39	76.47
N - Not provided	12	23.53	51	100
STREADPRB: STATEWIDE READING PROGRAMS - ACADEMIC				
D - Directly	5	9.8	5	9.8
N - Not provided	46	90.2	51	100
STREADPRC: STATEWIDE READING PROGRAMS - SCHOOL				
C - Contract	2	3.92	2	3.92
D - Directly	15	29.41	17	33.33
N - Not provided	34	66.67	51	100
STREADPRD: STATEWIDE READING PROGRAMS - SPECIAL				
D - Directly	5	9.8	5	9.8
N - Not provided	46	90.2	51	100
STREADPRE: STATEWIDE READING PROGRAMS - LIBRARY COOPERATIVES				
C - Contract	1	1.96	1	1.96
D - Directly	10	19.61	11	21.57
N - Not provided	40	78.43	51	100
LITPRSV_1_LA: LITERACY SUPPORT - LANGUAGE				
N - No	10	19.61	10	19.61
Y - Yes	28	54.9	38	74.51
P - Logical Skip	13	25.49	51	100
LITPRSV_1_NM: LITERACY SUPPORT - NUMERIC				
N - No	15	29.41	15	29.41
Y - Yes	22	43.14	37	72.55
DK - Don't Know	1	1.96	38	74.51
P - Logical Skip	13	25.49	51	100
LITPRSV_1_IN: LITERACY SUPPORT - INFORMATION				
N - No	3	5.88	3	5.88
Y - Yes	35	68.63	38	74.51
P - Logical Skip	13	25.49	51	100
LITPRSV_1_DG: LITERACY SUPPORT - DIGITAL				
N - No	5	9.8	5	9.8
Y - Yes	33	64.71	38	74.51
P - Logical Skip	13	25.49	51	100
LITPRSV_1_FN: LITERACY SUPPORT - FINANCIAL				
N - No	9	17.65	9	17.65
Y - Yes	29	56.86	38	74.51
P - Logical Skip	13	25.49	51	100

Value	Frequency	Percent	Cumulative Frequency	Cumulative Percent
LITPRSV_1_HL: LITERACY SUPPORT - HEALTH				
N - No	7	13.73	7	13.73
Y - Yes	31	60.78	38	74.51
P - Logical Skip	13	25.49	51	100
LITPRSV_1_FM: LITERACY SUPPORT - INTERGENERATIONAL				
N - No	6	11.76	6	11.76
Y - Yes	30	58.82	36	70.59
DK - Don't Know	2	3.92	38	74.51
P - Logical Skip	13	25.49	51	100
STREADPR_1_EC: STATEWIDE READING PROGRAM - AGES 0 TO 5				
N - No	9	17.65	9	17.65
Y - Yes	31	60.78	40	78.43
P - Logical Skip	11	21.57	51	100
STREADPR_1_MC: STATEWIDE READING PROGRAM - AGES 6 TO 12				
N - No	10	19.61	10	19.61
Y - Yes	30	58.82	40	78.43
P - Logical Skip	11	21.57	51	100
STREADPR_1_YA: STATEWIDE READING PROGRAM - AGES 13 TO 18				
N - No	10	19.61	10	19.61
Y - Yes	30	58.82	40	78.43
P - Logical Skip	11	21.57	51	100
STREADPR_1_AD: STATEWIDE READING PROGRAM - AGES 19 TO 65				
N - No	16	31.37	16	31.37
Y - Yes	24	47.06	40	78.43
P - Logical Skip	11	21.57	51	100
STREADPR_1_OA: STATEWIDE READING PROGRAM - AGE 65 PLUS				
N - No	20	39.22	20	39.22
Y - Yes	18	35.29	38	74.51
DK - Don't Know	2	3.92	40	78.43
P - Logical Skip	11	21.57	51	100
GOVDOC_F: FLAG FOR GOVDOC				
GI18 - Imputed, growth using FY18 imputed data	2	3.92	2	3.92
R - As reported	49	96.08	51	100

Value	Frequency	Percent	Cumulative Frequency	Cumulative Percent
STDEPLIB: SLAA DESIGNATION - STATE DEPOSITORY LIBRARY				
N - No	10	19.61	10	19.61
Y - Yes	41	80.39	51	100
FDDEPLIB: SLAA DESIGNATION - FEDERAL DEPOSITORY LIBRARY				
N - No	16	31.37	16	31.37
Y - Yes	35	68.63	51	100
REGIONAL: SLAA DESIGNATION - REGIONAL (FEDERAL DEPOSITORY LIBRARY)				
N - No	39	76.47	39	76.47
Y - Yes	12	23.53	51	100
SELECTIV: SLAA DESIGNATION - SELECTIVE (FEDERAL DEPOSITORY LIBRARY)				
N - No	28	54.9	28	54.9
Y - Yes	23	45.1	51	100
LIBVISITS_F: FLAG FOR LIBVISITS				
GI18 - Imputed, growth using FY18 imputed data	2	3.92	2	3.92
GR18 - Imputed, growth using FY18 reported data	1	1.96	3	5.88
R - As reported	48	94.12	51	100
ASF_PUB: ALL PUBLIC LIBRARY STATE FUNDS ADMINISTERED BY THE SLAA				
N - No	14	27.45	14	27.45
Y - Yes	37	72.55	51	100
ASF_AC: SLAA ADMINISTERS ANY STATE FUNDS - ACADEMIC LIBRARIES				
N - No	44	86.27	44	86.27
Y - Yes	7	13.73	51	100
ASF_SCH: SLAA ADMINISTERS ANY STATE FUNDS - SCHOOL LIBRARY MEDIA CENTERS				
N - No	47	92.16	47	92.16
Y - Yes	4	7.84	51	100
ASF_SP: SLAA ADMINISTERS ANY STATE FUNDS - SPECIAL LIBRARIES				
N - No	45	88.24	45	88.24
Y - Yes	6	11.76	51	100
ASF_LC: SLAA ADMINISTERS ANY STATE FUNDS - LIBRARY				
N - No	28	54.9	28	54.9
Y - Yes	23	45.1	51	100

Value	Frequency	Percent	Cumulative Frequency	Cumulative Percent
FIOTH_IMLSCARES: IMLS CARES ACT FUNDS				
N - No	16	31.37	16	31.37
Y - Yes	24	47.06	40	78.43
P - Logical Skip	11	21.57	51	100
FIOTH_IMLSCARES: IMLS OTHER GRANTS				
N - No	33	64.71	33	64.71
Y - Yes	7	13.73	40	78.43
P - Logical Skip	11	21.57	51	100
FIOTH_NEH: NEH FUNDS				
N - No	32	62.75	32	62.75
Y - Yes	8	15.69	40	78.43
P - Logical Skip	11	21.57	51	100
FIOTH_NHPRC: NATIONAL HISTORICAL PUBLICATIONS & RECORDS COMMISSION (NHPRC)				
N - No	35	68.63	35	68.63
Y - Yes	5	9.8	40	78.43
P - Logical Skip	11	21.57	51	100
FIOTH1A: SPECIFY PROGRAM TITLE - PROGRAM 1				
CFDA 10.924 AND 10.931 DEPARTMENT OF AG-NRCS; CFDA 10.902 DEPARTMENT OF AG-SOIL AND WATER; CFDA 10.9	1	1.96	1	1.96
CODING GRANT	1	1.96	2	3.92
COVID RELATED PPE	1	1.96	3	5.88
CRF-CARES-STATE OF KANSAS	1	1.96	4	7.84
DEPARTMENT OF EDUCATION SUPPORT FOR SUMMER SUMMIT	1	1.96	5	9.8
DEPARTMENT OF TRANSPORTATION PASS THROUGH FUNDS	1	1.96	6	11.76
GEER (GOVERNOR'S EMERGENCY EDUCATION RELIEF)	1	1.96	7	13.73
LIS PROJECT/MATERIAL SALES	1	1.96	8	15.69
NNLM (NIH) THE CHARLIE CART PROJECT	1	1.96	9	17.65
OCEANIT ALOHA AI NETWORK PROJECT	1	1.96	10	19.61
SNAP (1-YEAR)	1	1.96	11	21.57
TANF	1	1.96	12	23.53
TITLE II, PART A	1	1.96	13	25.49
P - Logical Skip	38	74.51	51	100

Value	Frequency	Percent	Cumulative Frequency	Cumulative Percent
FIOTH2A: SPECIFY PROGRAM TITLE - PROGRAM 2				
CFDA 11.431 DEPARTMENT OF COMMERCE-NIDIS; CFDA 11.016 CENSUS BUREAU	1	1.96	1	1.96
COVID RELATED E-BOOK/AUDIOBOOK&ONLINE EDUCATION SER	1	1.96	2	3.92
CUSTOM PLEXIGLASS SHIELDS FOR NEIGHBOR ISLAND LIBR	1	1.96	3	5.88
DEPARTMENT OF EDUCATION PASS THROUGH FUNDS	1	1.96	4	7.84
NSF EAGER GRANT	1	1.96	5	9.8
P - Logical Skip	46	90.2	51	100
FIOTH3A: SPECIFY PROGRAM TITLE - PROGRAM 3				
CARES TECHNOLOGY GRANTS	1	1.96	1	1.96
CFDA 43.001 NASA-NASA@MYLIBRARY; CFDA 21.019 DEPT. OF TREASURY-CORONAVIRUS RELIEF	1	1.96	2	3.92
CUSTOM PLEXIGLASS SHIELDS FOR OAHU LIBRARIES	1	1.96	3	5.88
P - Logical Skip	48	94.12	51	100
ELECPLAN: ELECTRONIC NETWORKING FUNCTIONS - PLANNING OR MONITORING				
N - No	16	31.37	16	31.37
Y - Yes	35	68.63	51	100
ELECOPER: ELECTRONIC NETWORKING FUNCTIONS - OPERATION				
N - No	18	35.29	18	35.29
Y - Yes	33	64.71	51	100
ELECBIBL: DATABASE DEVELOPMENT - BIBLIOGRAPHIC DATABASES				
N - No	12	23.53	12	23.53
Y - Yes	39	76.47	51	100
ELECTEXT: DATABASE DEVELOPMENT - FULL TEXT OR DATA FILES				
N - No	8	15.69	8	15.69
Y - Yes	43	84.31	51	100
DIG_STLA: DIGITIZATION OR DIGITAL PROGRAMS OR SERVICES - FOR THE SLAA				
N - No	11	21.57	11	21.57
Y - Yes	40	78.43	51	100
DIG_AG: DIGITIZATION OR DIGITAL PROGRAMS OR SERVICES - VIA GRANTS OR CONTRACTS TO OTHER STATE AGENCIES				
N - No	33	64.71	33	64.71
Y - Yes	18	35.29	51	100

Value	Frequency	Percent	Cumulative Frequency	Cumulative Percent
DIG_LIB: DIGITIZATION OR DIGITAL PROGRAMS OR SERVICES - VIA GRANTS OR CONTRACTS TO OTHER LIBRARIES OR LIBRARY COOPERATIVES				
N - No	18	35.29	18	35.29
Y - Yes	33	64.71	51	100
NETTRSTF: LIBRARY INTERNET ACCESS - TRAINING FOR LIBRARY STAFF				
Y - Yes	51	100	51	100
NETTRCUS: LIBRARY INTERNET ACCESS - TRAINING FOR STATE LIBRARY END USERS				
N - No	8	15.69	8	15.69
Y - Yes	43	84.31	51	100
NETSUB: LIBRARY INTERNET ACCESS - DIRECT FUNDING				
N - No	30	58.82	30	58.82
Y - Yes	21	41.18	51	100
NETEQUIP: LIBRARY INTERNET ACCESS - PROVIDING EQUIPMENT				
N - No	24	47.06	24	47.06
Y - Yes	27	52.94	51	100
NETMOUNT: LIBRARY INTERNET ACCESS - DIRECTORIES, DATABASES, ONLINE CATALOGS				
N - No	1	1.96	1	1.96
Y - Yes	50	98.04	51	100
NETGOPH: LIBRARY INTERNET ACCESS - MANAGING A WEBSITE, FILE SERVER, BULLETIN BOARDS, OR EMAIL LISTS				
N - No	2	3.92	2	3.92
Y - Yes	49	96.08	51	100
PUBSWDBL: USER GROUPS COVERED BY STATEWIDE DATABASE LICENSING EXPENDITURES - PUBLIC LIBRARIES				
N - No	3	5.88	3	5.88
Y - Yes	48	94.12	51	100
ACSWDBL: USER GROUPS COVERED BY STATEWIDE DATABASE LICENSING EXPENDITURES - ACADEMIC LIBRARIES				
N - No	10	19.61	10	19.61
Y - Yes	41	80.39	51	100
SCHSWDBL: USER GROUPS COVERED BY STATEWIDE DATABASE LICENSING EXPENDITURES - SCHOOL LIBRARIES				
N - No	9	17.65	9	17.65
Y - Yes	42	82.35	51	100

Value	Frequency	Percent	Cumulative Frequency	Cumulative Percent
SPCSWDBL: USER GROUPS COVERED BY STATEWIDE DATABASE LICENSING EXPENDITURES - SPECIAL LIBRARIES				
N - No	15	29.41	15	29.41
Y - Yes	36	70.59	51	100
LCSWDBL: USER GROUPS COVERED BY STATEWIDE DATABASE LICENSING EXPENDITURES - LIBRARY COOPERATIVES				
N - No	17	33.33	17	33.33
Y - Yes	34	66.67	51	100
OTHSWDBL: USER GROUPS COVERED BY STATEWIDE DATABASE LICENSING EXPENDITURES - OTHER STATE AGENCIES				
N - No	8	15.69	8	15.69
Y - Yes	43	84.31	51	100
REMOTEAC: USER GROUPS COVERED BY STATEWIDE DATABASE LICENSING EXPENDITURES - REMOTE USERS				
N - No	4	7.84	4	7.84
Y - Yes	47	92.16	51	100
ACCWBCAT: ACCESS TO HOLDINGS OF OTHER LIBRARIES IN THE STATE - WEB-BASED UNION CATALOG				
N - No	8	15.69	8	15.69
Y - Yes	43	84.31	51	100
ACCOTH: ACCESS TO HOLDINGS OF OTHER LIBRARIES IN THE STATE - OTHER				
N - No	36	70.59	36	70.59
Y - Yes	15	29.41	51	100

Value	Frequency	Percent	Cumulative Frequency	Cumulative Percent
OTHACCSP: OTHER TYPE OF ELECTRONIC ACCESS, SPECIFIED				
COMMONWEALTH EBOOK COLLECTION; DIGITAL COMMONWEALTH	1	1.96	1	1.96
DIGITAL MAINE LIBRARY, DIGITAL MAINE REPOSITORY	1	1.96	2	3.92
OCLC FEES	1	1.96	3	5.88
OHIO DIGITAL LIBRARY	1	1.96	4	7.84
PENNSYLVANIA INTEGRATED LIBRARY SYSTEM RECEIVES FUNDS FOR A COOPERATIVE ILS. CD'S PROVIDED TO SCIS.	1	1.96	5	9.8
PROVIDE WEBSITE TEMPLATES AND HOST WEBSITES WITH LINKS TO CATALOG	1	1.96	6	11.76
SPECIFY	1	1.96	7	13.73
STATEWIDE BOOKWHERE SUBSCRIPTION	1	1.96	8	15.69
SUBSIDIZE STATE INTERNET BACKBONE AND INDIANA MEMORY DIGITAL COLLABORATION	1	1.96	9	17.65
WEB PAGE ACCESS, STATEWIDE ILS	1	1.96	10	19.61
WEB-BASED Z39.5 GATEWAY (ILL MANAGEMENT SYSTEM)	1	1.96	11	21.57
WEBPAGE DEVELOPMENT	1	1.96	12	23.53
WSL PROVIDES ACCESS TO OCLC WORLD SHARE.	1	1.96	13	25.49
Z39.50	1	1.96	14	27.45
Z39.50 TO OTHER IN-STATE LIBRARY/CONSORTIA CATALOGS.	1	1.96	15	29.41
P - Logical Skip	36	70.59	51	100
ERATEAPP: SLAA IS APPLICANT FOR E-RATE DISCOUNT PROGRAM				
N - No	30	58.82	30	58.82
Y - Yes	21	41.18	51	100

Table E2. Descriptive Statistics of Continuous Variables

Variable	Label	N	Mean	Median	Minimum	Maximum	Std. Dev.
POPU_ST	US CENSUS BUREAU STATE POPULATION ESTIMATES/CENSUS	51	6,499,006	4,505,836	576,851	39,538,223	7,408,023
TOTHR	TOTAL HOURS OPEN PER TYPICAL WEEK (ALL SLAA OUTLETS)	51	68.5	45.0	0.0	425.0	69.9
TOTHRSC	TOTAL HOURS OPEN PER TYPICAL WEEK (MAIN OR CENTRAL OUTLET)	51	36.4	41.0	0.0	51.0	13.8
MON2FRCE	MONDAY-FRIDAY AFTER 5:00 P.M. (MAIN OR CENTRAL OUTLET)	51	0.1	0.0	0.0	5.0	0.7
SATSUNCE	SATURDAY AND SUNDAY (MAIN OR CENTRAL OUTLET)	51	0.9	0.0	0.0	9.0	2.2
MAINOUT	TOTAL # MAIN OR CENTRAL OUTLETS	51	0.9	1.0	0.0	1.0	0.3
OTHEROUT	TOTAL # OTHER OUTLETS (EXCLUDING BOOKMOBILES)	51	0.9	0.0	0.0	12.0	2.1
BKMOBILE	TOTAL # BOOKMOBILES	51	0.1	0.0	0.0	3.0	0.4
TOTALOUT	TOTAL # OUTLETS	51	1.9	1.0	0.0	13.0	2.2
BPHOUTA	TOTAL # MAIN OR CENTRAL OUTLETS SERVING BLIND AND PHYSICALLY HANDICAPPED	51	0.6	1.0	0.0	1.0	0.5
BPHOUTB	TOTAL # OTHER OUTLETS (EXCL BOOKMOBILES) SERVING BLIND AND PHYSICALLY HANDICAPPED	51	0.3	0.0	0.0	1.0	0.5
BPHOUTC	TOTAL # BOOKMOBILES SERVING BLIND AND PHYSICALLY HANDICAPPED	51	0.0	0.0	0.0	0.0	0.0
BPHOUTD	TOTAL OUTLETS SERVING BLIND AND PHYSICALLY HANDICAPPED	51	0.9	1.0	0.0	2.0	0.4
COROUTA	TOTAL # MAIN OR CENTRAL OUTLETS SERVING RESIDENTS OF STATE CORRECTIONAL INSTITUTIONS	51	0.4	0.0	0.0	1.0	0.5
COROUTB	TOTAL # OTHER OUTLETS SERVING RESIDENTS OF STATE CORRECTIONAL INSTITUTIONS	51	0.2	0.0	0.0	9.0	1.3
COROUTC	TOTAL # BOOKMOBILES SERVING RESIDENTS OF STATE CORRECTIONAL INSTITUTIONS	51	0.0	0.0	0.0	0.0	0.0

State Library Administrative Agencies Survey FY 2020 | Data File Documentation and Data User's Guide

Variable	Label	N	Mean	Median	Minimum	Maximum	Std. Dev.
COROUTD	TOTAL # OUTLETS SERVING RESIDENTS OF STATE CORRECTIONAL INSTITUTIONS	51	0.6	0.0	0.0	9.0	1.3
OTSTOUTA	TOTAL # MAIN OR CENTRAL OUTLETS SERVING RESIDENTS OF OTHER STATE	51	0.3	0.0	0.0	1.0	0.5
OTSTOUTB	TOTAL # OTHER OUTLETS (EXCL BOOKMOBILES) SERVING RESIDENTS OF OTHER STATE INSTITUTIONS	51	0.1	0.0	0.0	2.0	0.4
OTSTOUTC	TOTAL # BOOKMOBILES SERVING RESIDENTS OF OTHER STATE INSTITUTIONS	51	0.0	0.0	0.0	0.0	0.0
OTSTOUTD	TOTAL # OUTLETS SERVING RESIDENTS OF OTHER STATE INSTITUTIONS	51	0.5	0.0	0.0	2.0	0.7
GVEMOUTA	TOTAL # MAIN OR CENTRAL OUTLETS SERVING STATE GOVERNMENT EMPLOYEES	51	0.8	1.0	0.0	1.0	0.4
GVEMOUTB	TOTAL # OTHER OUTLETS (EXCL BOOKMOBILES) SERVING STATE GOVERNMENT EMPLOYEES	51	0.3	0.0	0.0	3.0	0.6
GVEMOUTC	TOTAL # BOOKMOBILES SERVING STATE GOVERNMENT EMPLOYEES	51	0.0	0.0	0.0	0.0	0.0
GVEMOUTD	TOTAL # OUTLETS SERVING STATE GOVERNMENT EMPLOYEES	51	1.1	1.0	0.0	4.0	0.8
GPOUTA	TOTAL # MAIN OR CENTRAL OUTLETS SERVING GENERAL PUBLIC	51	0.9	1.0	0.0	1.0	0.3
GPOUTB	TOTAL # OTHER OUTLETS (EXCL BOOKMOBILES) SERVING GENERAL PUBLIC	51	0.4	0.0	0.0	9.0	1.3
GPOUTC	TOTAL # BOOKMOBILES SERVING GENERAL PUBLIC	51	0.1	0.0	0.0	3.0	0.4
GPOUTD	TOTAL # OUTLETS SERVING GENERAL PUBLIC	51	1.3	1.0	0.0	10.0	1.5
BKSERVOL	TOTAL # BOOK AND SERIAL VOLUMES (EXCLUDING MICROFORM)	51	514,809.9	171,464.0	0.0	2,959,359.0	728,766.9
AUDIO	TOTAL # AUDIO MATERIALS	51	3,740.6	303.0	0.0	75,840.0	11,089.9
VIDEO	TOTAL # VIDEO MATERIALS	51	1,950.9	827.0	0.0	21,625.0	3,653.0

State Library Administrative Agencies Survey FY 2020 | Data File Documentation and Data User's Guide

Variable	Label	N	Mean	Median	Minimum	Maximum	Std. Dev.
SUBSCRIP	TOTAL # CURRENT SERIAL SUBSCRIPTIONS (TITLES, NOT INDIVIDUAL ISSUES)	51	353.5	58.0	0.0	5,015.0	909.3
GOVDOC	TOTAL # GOVERNMENT DOCUMENTS	51	427,254.3	440.0	0.0	4,757,793.0	1,017,555.8
CIRC	ANNUAL TOTAL CIRCULATION	51	34,209.2	2,802.0	0.0	555,008.0	105,484.3
PROVTO	ANNUAL TOTAL OF ILL - PROVIDED TO OTHER LIBRARIES	51	2,811.2	381.0	0.0	59,127.0	8,685.0
RECFROM	ANNUAL TOTAL OF ILL - RECEIVED FROM OTHER LIBRARIES AND DOCUMENT DELIVERY SERVICES	51	1,316.0	289.0	0.0	8,401.0	2,139.3
REFTRANS	ANNUAL TOTAL REFERENCE TRANSACTIONS	51	10,645.1	1,898.0	0.0	102,198.0	21,005.7
LIBVISITS	ANNUAL TOTAL LIBRARY VISITS	51	16,442.7	2,771.0	0.0	146,388.0	33,678.5
GRANTAW	ANNUAL TOTAL GRANTS AWARDED	51	175.5	101.0	0.0	1,501.0	253.6
EVENTS	ANNUAL TOTAL CONTINUING EDUCATION PROGRAMS - NUMBER OF EVENTS	51	146.4	83.0	0.0	684.0	170.2
ATEVENTS	ANNUAL TOTAL ATTENDANCE AT CONTINUING EDUCATION PROGRAMS	51	7,904.4	2,689.0	0.0	108,008.0	16,450.6
MADMIN	STAFF FTE - ADMINISTRATION - LIBRARIANS - ALA-MLS	51	2.1	2.0	0.0	6.0	1.3
NADMIN	STAFF FTE - ADMINISTRATION - NON ALA-MLS LIBRARIANS	51	0.1	0.0	0.0	2.0	0.4
OADMIN	STAFF FTE - ADMINISTRATION - OTHER STAFF	51	4.9	3.0	0.0	26.0	5.5
ADMIN	TOTAL STAFF FTE - ADMINISTRATION	51	7.1	6.0	1.0	29.0	5.6
MLIBDEV	STAFF FTE - LIBRARY DEVELOPMENT - LIBRARIANS - ALA-MLS	51	6.3	5.0	0.0	21.0	3.9
NLIBDEV	STAFF FTE - LIBRARY DEVELOPMENT - NON ALA-MLS LIBRARIANS	51	0.6	0.0	0.0	6.0	1.3
OLIBDEV	STAFF FTE - LIBRARY DEVELOPMENT - OTHER STAFF	51	3.2	1.3	0.0	37.0	6.1
LIBDEV	TOTAL FTE STAFF - LIBRARY DEVELOPMENT	51	10.2	8.0	0.0	58.0	8.9
MLIBSERV	STAFF FTE - LIBRARY SERVICES - LIBRARIANS - ALA-MLS	51	10.2	8.0	0.0	39.0	8.6
NLIBSERV	STAFF FTE - LIBRARY SERVICES - NON ALA-MLS LIBRARIANS	51	1.6	0.0	0.0	17.0	3.4

State Library Administrative Agencies Survey FY 2020 | Data File Documentation and Data User's Guide

Variable	Label	N	Mean	Median	Minimum	Maximum	Std. Dev.
OLIBSERV	STAFF FTE - LIBRARY SERVICES - OTHER STAFF	51	11.7	6.0	0.0	55.6	13.8
LIBSERV	TOTAL FTE STAFF - LIBRARY SERVICES	51	23.5	15.3	0.0	80.5	21.4
MOTHSERV	STAFF FTE - OTHER SERVICES - LIBRARIANS - ALA-MLS	51	1.0	0.0	0.0	11.0	2.2
NOTHSERV	STAFF FTE - OTHER SERVICES - NON ALA-MLS LIBRARIANS	51	0.3	0.0	0.0	8.0	1.2
OOTHSERV	STAFF FTE - OTHER SERVICES - OTHER STAFF	51	7.6	1.0	0.0	47.4	11.7
OTHSERV	TOTAL FTE STAFF - OTHER SERVICES	51	8.9	2.0	0.0	47.4	13.0
MTOTSTAF	TOTAL FTE STAFF - LIBRARIANS - ALA-MLS	51	19.6	17.0	0.0	61.0	11.7
NTOTSTAF	TOTAL FTE STAFF - NON ALA-MLS LIBRARIANS	51	2.6	1.0	0.0	17.0	4.2
OTOTSTAF	TOTAL FTE STAFF - OTHER STAFF	51	27.4	20.0	1.0	112.5	27.6
TOTSTAF	TOTAL FTE STAFF	51	49.6	39.5	4.0	173.5	36.7
LSTAINC	FEDERAL REVENUE - LSTA STATE PROGRAM REVENUE	51	\$3,034,829.69	\$2,411,123.00	\$816,785.00	\$15,837,311.00	\$2,739,771.10
FIOTH	FEDERAL REVENUE - OTHER	51	\$295,006.04	\$119,600.00	\$0.00	\$3,570,265.00	\$657,832.40
AMT_IMLSCARE S	AMOUNT - IMLS CARES ACT FUNDS	24	\$423,890.04	\$175,691.00	\$1,438.00	\$3,570,265.00	\$728,229.10
AMT_IMLSOTH	AMOUNT - IMLS OTHER GRANTS	7	\$134,337.00	\$128,338.00	\$9,015.00	\$282,617.00	\$87,358.11
AMT_NEH	AMOUNT - NEH FUNDS	8	\$95,129.25	\$75,108.00	\$20,000.00	\$207,566.00	\$62,721.34
AMT_NHPRC	AMOUNT - NHPRC FUNDS	5	\$32,160.40	\$32,500.00	\$20,314.00	\$42,177.00	\$8,303.66
AMT_FIOTH1A	SPECIFY PROGRAM AMOUNT - PROGRAM 1	13	\$213,427.62	\$32,312.00	\$4,690.00	\$2,000,000.00	\$541,777.10
AMT_FIOTH2A	SPECIFY PROGRAM AMOUNT - PROGRAM 2	5	\$30,255.20	\$14,985.00	\$8,591.00	\$90,000.00	\$33,913.02
AMT_FIOTH3A	SPECIFY PROGRAM AMOUNT - PROGRAM 3	3	\$14,896.00	\$14,979.00	\$12,942.00	\$16,767.00	\$1,913.85
TOTAL_FI	FEDERAL REVENUE - TOTAL	51	\$3,329,835.73	\$2,742,754.00	\$816,785.00	\$19,407,576.00	\$3,154,239.84
SISTLAOP	STATE REVENUE - SLAA OPERATION	51	\$5,840,582.27	\$3,721,119.00	\$367,643.00	\$64,576,847.00	\$9,252,088.09
SIIDLIB	STATE REVENUE - STATE AID TO LIBRARIES	51	\$13,852,901.65	\$3,054,001.00	\$0.00	\$130,976,990.00	\$25,557,409.93
SIOther	STATE REVENUE - OTHER	51	\$1,419,865.82	\$0.00	\$0.00	\$20,726,752.00	\$4,021,514.28
TOTAL_SI	STATE REVENUE - TOTAL	51	\$21,113,349.75	\$10,315,218.00	\$1,702,268.00	\$136,737,691.00	\$27,888,260.03

Variable	Label	N	Mean	Median	Minimum	Maximum	Std. Dev.
OTHINCM	OTHER REVENUE	51	\$496,411.06	\$31,705.00	\$0.00	\$6,209,997.00	\$1,211,492.13
TOTINCM	TOTAL REVENUE	51	\$24,939,596.53	\$11,871,879.00	\$2,882,705.00	\$141,916,453.00	\$29,321,100.84
OEXPSALA	OPERATING EXPENDITURES- SALARIES AND WAGES - FEDERAL	51	\$620,783.31	\$424,422.00	\$0.00	\$2,739,798.00	\$567,700.38
OEXPSALB	OPERATING EXPENDITURES- SALARIES AND WAGES - STATE	51	\$1,893,424.55	\$1,392,183.00	\$251,171.00	\$6,889,389.00	\$1,598,116.10
OEXPSALC	OPERATING EXPENDITURES- SALARIES AND WAGES - OTHER	51	\$76,691.29	\$0.00	\$0.00	\$1,260,047.00	\$234,648.27
OEXPSALD	OPERATING EXPENDITURES- SALARIES AND WAGES - TOTAL	51	\$2,590,899.16	\$2,006,266.00	\$367,643.00	\$7,989,733.00	\$1,911,439.60
OEXPBENA	OPERATING EXPENDITURES- EMPLOYEE BENEFITS - FEDERAL	51	\$294,792.82	\$203,778.00	\$0.00	\$1,655,776.00	\$311,531.12
OEXPBENB	OPERATING EXPENDITURES- EMPLOYEE BENEFITS - STATE	51	\$891,374.82	\$606,858.00	\$0.00	\$4,637,205.00	\$853,275.04
OEXPBENC	OPERATING EXPENDITURES- EMPLOYEE BENEFITS - OTHER	51	\$30,606.02	\$0.00	\$0.00	\$661,291.00	\$107,245.32
OEXPBEND	OPERATING EXPENDITURES- EMPLOYEE BENEFITS - TOTAL	51	\$1,216,773.67	\$906,482.00	\$0.00	\$5,582,424.00	\$1,039,512.05
TOTOXSTA	OPERATING EXPENDITURES- TOTAL STAFF - FEDERAL	51	\$915,576.14	\$652,952.00	\$0.00	\$4,395,574.00	\$856,923.11
TOTOXSTB	OPERATING EXPENDITURES- TOTAL STAFF - STATE	51	\$2,784,799.37	\$2,070,676.00	\$297,187.00	\$9,656,349.00	\$2,347,239.56
TOTOXSTC	OPERATING EXPENDITURES- TOTAL STAFF - OTHER	51	\$107,297.31	\$0.00	\$0.00	\$1,921,338.00	\$338,118.41
TOTOXSTD	OPERATING EXPENDITURES- TOTAL STAFF - TOTAL	51	\$3,807,672.82	\$3,004,504.00	\$367,643.00	\$11,795,450.00	\$2,822,324.03
OEXPCOLA	OPERATING EXPENDITURES- COLLECTION - FEDERAL	51	\$295,089.25	\$64,020.00	\$0.00	\$2,883,022.00	\$581,256.87
OEXPCOLB	OPERATING EXPENDITURES- COLLECTION - STATE	51	\$355,333.16	\$86,818.00	\$0.00	\$3,150,977.00	\$663,948.17
OEXPCOLC	OPERATING EXPENDITURES- COLLECTION - OTHER	51	\$11,716.10	\$0.00	\$0.00	\$195,917.00	\$38,065.86
OEXPCOLD	OPERATING EXPENDITURES- COLLECTION - TOTAL	51	\$662,138.51	\$159,638.00	\$0.00	\$4,231,378.00	\$1,047,728.08
OEXPOTHA	OPERATING EXPENDITURES- OTHER FEDERAL	51	\$1,003,799.27	\$664,532.00	\$0.00	\$7,440,032.00	\$1,279,393.83
OEXPOTHB	OPERATING EXPENDITURES- OTHER STATE	51	\$1,510,883.61	\$813,779.00	\$0.00	\$10,434,705.00	\$1,794,972.85

State Library Administrative Agencies Survey FY 2020 | Data File Documentation and Data User's Guide

Variable	Label	N	Mean	Median	Minimum	Maximum	Std. Dev.
OEXPOTHC	OPERATING EXPENDITURES- OTHER OTHER	51	\$167,610.16	\$3,958.00	\$0.00	\$2,597,760.00	\$429,737.63
OEXPOTHD	OPERATING EXPENDITURES- OTHER - TOTAL	51	\$2,682,293.04	\$1,749,619.00	\$0.00	\$11,816,036.00	\$2,532,192.58
TOTOPEXA	OPERATING EXPENDITURES- TOTAL - FEDERAL	51	\$2,214,464.67	\$1,607,798.00	\$0.00	\$8,200,921.00	\$1,745,731.16
TOTOPEXB	OPERATING EXPENDITURES- TOTAL - STATE	51	\$4,651,016.14	\$3,625,587.00	\$311,301.00	\$18,615,627.00	\$3,870,051.18
TOTOPEXC	OPERATING EXPENDITURES- TOTAL - OTHER	51	\$286,623.57	\$29,031.00	\$0.00	\$3,726,289.00	\$718,298.99
TOTOPEXD	OPERATING EXPENDITURES- TOTAL - TOTAL	51	\$7,152,104.37	\$5,363,816.00	\$367,643.00	\$23,523,888.00	\$5,068,328.44
CAPITALA	CAPITAL OUTLAY - FEDERAL	51	\$9,284.67	\$0.00	\$0.00	\$362,854.00	\$51,298.97
CAPITALB	CAPITAL OUTLAY - STATE	51	\$33,632.27	\$0.00	\$0.00	\$623,498.00	\$117,341.64
CAPITALC	CAPITAL OUTLAY - OTHER	51	\$2,615.16	\$0.00	\$0.00	\$75,436.00	\$11,542.60
CAPITALD	CAPITAL OUTLAY - TOTAL	51	\$45,532.10	\$0.00	\$0.00	\$986,352.00	\$158,168.40
OTHEXPA	OTHER EXPENDITURES - FEDERAL	51	\$150,310.82	\$0.00	\$0.00	\$3,557,054.00	\$567,318.43
OTHEXPB	OTHER EXPENDITURES - STATE	51	\$212,749.98	\$0.00	\$0.00	\$8,876,612.00	\$1,250,988.39
OTHEXPC	OTHER EXPENDITURES - OTHER	51	\$67,247.49	\$0.00	\$0.00	\$2,806,568.00	\$400,724.15
OTHEXPD	OTHER EXPENDITURES - TOTAL	51	\$430,308.29	\$0.00	\$0.00	\$15,240,234.00	\$2,147,888.76
AIDIPLA	FINANCIAL ASSISTANCE-INDIVIDUAL PUBLIC LIBRARIES - FEDERAL	51	\$391,616.49	\$84,180.00	\$0.00	\$2,635,428.00	\$622,496.76
AIDIPLB	FINANCIAL ASSISTANCE-INDIVIDUAL PUBLIC LIBRARIES - STATE	51	\$8,076,439.82	\$1,719,885.00	\$0.00	\$62,206,791.00	\$13,545,511.09
AIDIPLC	FINANCIAL ASSISTANCE-INDIVIDUAL PUBLIC LIBRARIES - OTHER	51	\$84,196.90	\$0.00	\$0.00	\$2,496,627.00	\$416,458.32
AIDIPLD	FINANCIAL ASSISTANCE-INDIVIDUAL PUBLIC LIBRARIES - TOTAL	51	\$8,552,253.22	\$1,843,515.00	\$0.00	\$64,703,418.00	\$13,981,992.25
AIDPLSA	FINANCIAL ASSISTANCE-LIBRARY COOPERATIVES SERVING PUBLIC LIBRARIES ONLY - FEDERAL	51	\$54,258.90	\$0.00	\$0.00	\$1,522,574.00	\$221,356.36
AIDPLSB	FINANCIAL ASSISTANCE-LIBRARY COOPERATIVES SERVING PUBLIC LIBRARIES ONLY - STATE	51	\$2,476,191.75	\$0.00	\$0.00	\$41,823,099.00	\$7,790,701.63
AIDPLSC	FINANCIAL ASSISTANCE-LIBRARY COOPERATIVES SERVING PUBLIC LIBRARIES ONLY - OTHER	51	\$0.00	\$0.00	\$0.00	\$0.00	\$0.00

State Library Administrative Agencies Survey FY 2020 | Data File Documentation and Data User's Guide

Variable	Label	N	Mean	Median	Minimum	Maximum	Std. Dev.
AIDPLSD	FINANCIAL ASSISTANCE-LIBRARY COOPERATIVES SERVING PUBLIC LIBRARIES ONLY - TOTAL	51	\$2,530,450.65	\$0.00	\$0.00	\$41,823,099.00	\$7,846,403.49
AIDOILA	FINANCIAL ASSISTANCE-OTHER INDIVIDUAL LIBRARIES - FEDERAL	51	\$60,064.59	\$0.00	\$0.00	\$751,441.00	\$151,789.25
AIDOILB	FINANCIAL ASSISTANCE-OTHER INDIVIDUAL LIBRARIES - STATE	51	\$113,484.75	\$0.00	\$0.00	\$5,481,967.00	\$767,311.00
AIDOILC	FINANCIAL ASSISTANCE-OTHER INDIVIDUAL LIBRARIES - OTHER	51	\$0.00	\$0.00	\$0.00	\$0.00	\$0.00
AIDOILD	FINANCIAL ASSISTANCE-OTHER INDIVIDUAL LIBRARIES - TOTAL	51	\$173,549.33	\$0.00	\$0.00	\$5,481,967.00	\$773,268.86
AIDMLSA	FINANCIAL ASSISTANCE-LIBRARY COOPERATIVES SERVING MORE THAN ONE LIBRARY TYPE - FEDERAL	51	\$199,024.55	\$0.00	\$0.00	\$4,878,343.00	\$779,282.34
AIDMLSB	FINANCIAL ASSISTANCE- LIBRARY COOPERATIVES SERVING MORE THAN ONE LIBRARY TYPE - STATE	51	\$726,874.94	\$0.00	\$0.00	\$10,790,365.00	\$2,022,505.78
AIDMLSC	FINANCIAL ASSISTANCE- LIBRARY COOPERATIVES SERVING MORE THAN ONE LIBRARY TYPE - OTHER	51	\$0.00	\$0.00	\$0.00	\$0.00	\$0.00
AIDMLSD	FINANCIAL ASSISTANCE- LIBRARY COOPERATIVES SERVING MORE THAN ONE LIBRARY TYPE - TOTAL	51	\$925,899.49	\$0.00	\$0.00	\$13,386,231.00	\$2,411,784.98
AIDSALA	FINANCIAL ASSISTANCE-SINGLE AGENCY/LIBRARY PROVIDING STATEWIDE SERVICES - FEDERAL	51	\$189,032.49	\$0.00	\$0.00	\$2,654,797.00	\$513,010.94
AIDSALB	FINANCIAL ASSISTANCE-SINGLE AGENCY/LIBRARY PROVIDING STATEWIDE SERVICES - STATE	51	\$690,829.86	\$0.00	\$0.00	\$11,516,000.00	\$2,267,014.60
AIDSALC	FINANCIAL ASSISTANCE-SINGLE AGENCY/LIBRARY PROVIDING STATEWIDE SERVICES - OTHER	51	\$0.00	\$0.00	\$0.00	\$0.00	\$0.00
AIDSALD	FINANCIAL ASSISTANCE-SINGLE AGENCY/LIBRARY PROVIDING STATEWIDE SERVICES - TOTAL	51	\$879,862.35	\$0.00	\$0.00	\$11,516,000.00	\$2,404,430.52
AIDLCA	FINANCIAL ASSISTANCE-LIBRARY CONSTRUCTION - FEDERAL	51	\$0.00	\$0.00	\$0.00	\$0.00	\$0.00
AIDLCB	FINANCIAL ASSISTANCE-LIBRARY CONSTRUCTION - STATE	51	\$1,937,242.69	\$0.00	\$0.00	\$34,000,000.00	\$5,665,354.13

State Library Administrative Agencies Survey FY 2020 | Data File Documentation and Data User's Guide

Variable	Label	N	Mean	Median	Minimum	Maximum	Std. Dev.
AIDLCC	FINANCIAL ASSISTANCE-LIBRARY CONSTRUCTION - OTHER	51	\$0.00	\$0.00	\$0.00	\$0.00	\$0.00
AIDLCD	FINANCIAL ASSISTANCE-LIBRARY CONSTRUCTION - TOTAL	51	\$1,937,242.69	\$0.00	\$0.00	\$34,000,000.00	\$5,665,354.13
AIDOTHA	FINANCIAL ASSISTANCE-OTHER - FEDERAL	51	\$33,284.18	\$0.00	\$0.00	\$512,018.00	\$94,023.18
AIDOTHB	FINANCIAL ASSISTANCE-OTHER - STATE	51	\$489,421.06	\$0.00	\$0.00	\$8,400,097.00	\$1,594,321.89
AIDOTHC	FINANCIAL ASSISTANCE-OTHER - OTHER	51	\$2,656.86	\$0.00	\$0.00	\$100,000.00	\$14,764.99
AIDOTHD	FINANCIAL ASSISTANCE-OTHER - TOTAL	51	\$525,362.10	\$0.00	\$0.00	\$8,400,097.00	\$1,592,883.36
TOTAIDA	FINANCIAL ASSISTANCE-TOTAL - FEDERAL	51	\$927,281.20	\$312,252.00	\$0.00	\$10,695,381.00	\$1,705,701.67
TOTAIDB	FINANCIAL ASSISTANCE-TOTAL - STATE	51	\$14,510,484.86	\$5,356,638.00	\$0.00	\$130,939,824.00	\$24,674,645.03
TOTAIDC	FINANCIAL ASSISTANCE-TOTAL - OTHER	51	\$86,853.76	\$0.00	\$0.00	\$2,496,627.00	\$416,221.54
TOTAIDD	FINANCIAL ASSISTANCE-TOTAL - TOTAL	51	\$15,524,619.82	\$5,383,083.00	\$0.00	\$130,939,824.00	\$25,218,963.24
TOTEXPA	TOTAL EXPENDITURES - FEDERAL	51	\$3,301,341.35	\$2,742,754.00	\$884,463.00	\$15,249,465.00	\$2,739,544.58
TOTEXPB	TOTAL EXPENDITURES - STATE	51	\$19,407,883.25	\$10,408,653.00	\$1,819,796.00	\$136,700,525.00	\$24,710,811.01
TOTEXPC	TOTAL EXPENDITURES - OTHER	51	\$443,339.98	\$42,050.00	\$0.00	\$3,726,289.00	\$955,939.90
TOTEXPD	TOTAL EXPENDITURES - TOTAL	51	\$23,152,564.59	\$11,871,302.00	\$3,080,276.00	\$144,930,477.00	\$26,417,694.51
SWEXPT	LSTA STATE PROGRAM EXPENDITURES, BY TYPE - STATEWIDE SERVICES	51	\$1,944,300.65	\$1,400,650.00	\$0.00	\$8,929,278.00	\$1,727,681.51
GREXPT	LSTA STATE PROGRAM EXPENDITURES, BY TYPE - GRANTS	51	\$920,049.12	\$226,813.00	\$0.00	\$10,695,381.00	\$1,708,722.89
ADMEXPT	LSTA STATE PROGRAM EXPENDITURES, BY TYPE - LSTA ADMINISTRATION	51	\$113,502.45	\$47,682.00	\$0.00	\$1,533,575.00	\$230,183.24
TOTEXPT	LSTA STATE PROGRAM EXPENDITURES, BY TYPE - TOTAL	51	\$2,977,852.22	\$2,292,818.00	\$302,980.00	\$15,176,319.00	\$2,731,268.30
PAGIW_LO	LIBRARY-OWNED PUBLIC-ACCESS GRAPHICAL INTERNET WORKSTATIONS	51	9.2	6.0	0.0	48.0	11.5




Variable	Label	N	Mean	Median	Minimum	Maximum	Std. Dev.
PAIW_OTH	ALL OTHER PUBLIC-ACCESS INTERNET WORKSTATIONS	51	1.3	0.0	0.0	28.0	5.4
SWDBLICA	EXPENDITURES FOR STATEWIDE DATABASE LICENSING, BY SOURCE - FEDERAL	51	\$660,546.73	\$479,984.00	\$0.00	\$3,557,054.00	\$765,253.74
SWDBLICB	EXPENDITURES FOR STATEWIDE DATABASE LICENSING, BY SOURCE - STATE	51	\$722,640.67	\$219,992.00	\$0.00	\$8,876,612.00	\$1,400,322.95
SWDBLICC	EXPENDITURES FOR STATEWIDE DATABASE LICENSING, BY SOURCE - OTHER	51	\$68,537.84	\$0.00	\$0.00	\$2,806,568.00	\$396,164.37
SWDBLICD	EXPENDITURES FOR STATEWIDE DATABASE LICENSING, BY SOURCE - TOTAL	51	\$1,451,725.24	\$841,169.00	\$0.00	\$15,240,234.00	\$2,196,962.26

Appendix F—SLAA Administrative Structure Groups, FY 2020

Department of State/ Administration (n=10)	Independent Agency/ Legislative Branch (n=20)	Department of Education (n=13)	Other Agency (n=8)
Arizona	Alabama	Alaska	Georgia
Delaware	California	Arkansas	Louisiana
Florida	Connecticut	Colorado	New Hampshire
Illinois	District of Columbia	Iowa	New Jersey
Missouri	Hawaii	Kentucky	New Mexico
Nevada	Idaho	Michigan	North Carolina
Rhode Island	Indiana	Minnesota	Utah
Vermont	Kansas	New York	West Virginia
Washington	Maine	North Dakota	
Wyoming	Maryland	Pennsylvania	
	Massachusetts	South Dakota	
	Mississippi	Virginia	
	Montana	Wisconsin	
	Nebraska		
	Ohio		
	Oklahoma		
	Oregon		
	South Carolina		
	Tennessee		
	Texas		

Appendix G—Decision Tree: Assignment of SLAAs to Administrative Groups

Table G1. Decision Process for Assigning SLAAs to Administrative Groups

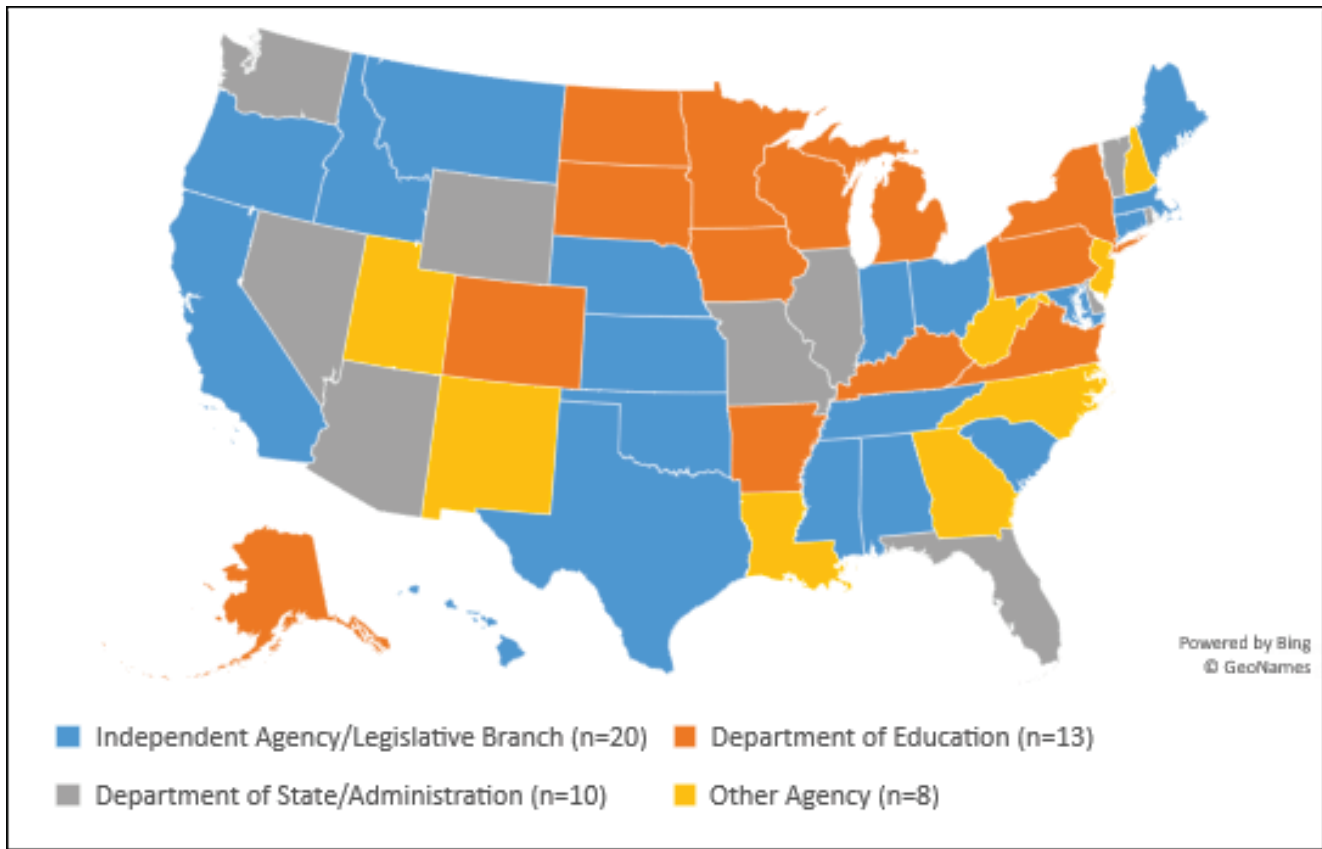
BRANCH					
Value = L (Legislative, n=1) Assigned to "Independent/ Legislative" (TN)		Value = E (Executive, n=50)		INDAGY = "B" or "G" Independent agency (n=18)	Assigned to "Independent/Legislative" (AL, CA, CT, DC, ID, IN, KS, ME, MD, MA, MS, MT, NE, OH, OK, OR, SC, TX)
				LARGERAG Value = "C" (Cultural, n=4)	Assigned to "Other" (LA, NH, NM, NC)
			Value = "E" (Education, n=12)	Assigned to "Dept. of Education" (AK, AR, CO, IA, MI, MN, NY, ND, PA, SD, VA, WI)	
			Value = "S" (State, n=5)	Assigned to "Dept. of State/Administration" (AZ, DE, FL, MO, WA)	
			Value = "O" (Other, n=11) ¹	HI assigned to "Independent/Legislative" WV assigned to "Other"	
					
			OTHAGSP		
			Write-in Responses	Assignment	
			SECRETARY OF STATE (n=1) DEPARTMENT OF ADMINISTRATION (n=3) ² AGENCY OF ADMINISTRATION (n=1)	Assigned to "Dept. of State/Administration" (IL, NV, RI, VT, and WY)	
			THE EDUCATION AND WORKFORCE DEVELOPMENT CABINET (n=1)	Assigned to "Dept. of Education" (KY)	
			BOARD OF REGENTS OF THE UNIVERSITY SYSTEM OF GEORGIA THOMAS EDISON STATE UNIVERSITY DEPARTMENT OF HERITAGE AND ARTS	Assigned to "Other" (GA, NJ, UT)	

Notes:

¹ For a small number of states, an assignment was made based on the pattern of responses, write-in answers on the OTHAGSP item, and historical assignments. HI and WV were more unique cases. Although the Hawaii SLAA was assigned by Bertot and White (2014) and in the FY 2016 SLAA report to the Department of Education based on its write-in response to the OTHAGSP item, it was not actually located within the state's department of education. The state library chief indicated that it was an independent agency. West Virginia was assigned to "Other," consistent with Bertot and White's (2014) indication that its situation is ambiguous.

² In one case, this was reported as "Administration & Information."

Figure G1. The Resulting SLAA Administrative Structure Groups for FY 2020



Note: The District of Columbia is in the Independent Agency/Legislative Branch category.

Source: Institute of Museum and Library Services (IMLS), State Library Administrative Agencies (SLAA) Survey, Fiscal Year (FY) 2020.