



INSTITUTE of
Museum and Library
SERVICES



State Library Administrative Agencies Survey Fiscal Year 2018 Data File Documentation



April 2020

Institute of Museum and Library Services

Crosby Kemper III

Director

About the Institute of Museum and Library Services

The Institute of Museum and Library Services is the primary source of federal support for the nation's 123,000 libraries and 35,000 museums and related organizations. Our mission is to inspire libraries and museums to advance innovation, lifelong learning, and cultural and civic engagement. Our grant making, policy development, and research help libraries and museums deliver valuable services that make it possible for communities and individuals to thrive. To learn more, visit www.ims.gov and follow us on [Facebook](#) and [Twitter](#).

As part of its mission, IMLS conducts policy research, analysis, and data collection to extend and improve the nation's museum, library, and information services. IMLS research activities are conducted in ongoing collaboration with state library administrative agencies; national, state, and regional library and museum organizations; and other relevant agencies and organizations. IMLS research activities are designed to provide consistent, reliable, complete, and accurate indicators of the status and trends in library and museum services; and to report timely, useful, and high-quality data to Congress, the states, other policymakers, practitioners, data users, and the general public.

Contact Information

Institute of Museum and Library Services
955 L'Enfant Plaza North, SW, Suite 4000
Washington, DC 20036-5802
202-653-IMLS (4657)
<https://www.ims.gov>

This publication is available online: <https://www.ims.gov/research/>. IMLS will provide an audio recording of this publication upon request.

For questions or comments, contact research@ims.gov.

Suggested Citation

Pelczar, M., Frehill, L. M., Robbins, E., & Karr, A. (2020). *Data File Documentation: State Library Administrative Agency Survey: Fiscal Year 2018*. Institute of Museum and Library Services: Washington, DC.

Unless specifically noted, all information contained herein is in the public domain and may be used and reprinted without special permission. Citation of this source is required.

Cover Photo

The Santa Ana Public Library provides its users access to over 274,000 library materials including DVDs, CDs, audiobooks, over 50 online databases, over 1,000 eResources including eBooks, eAudiobooks, digital magazines and video streaming, over 80 public computers across the City of Santa Ana, California, and access to free after-school tutoring, homework help and special programs and events. (Photo Courtesy of Santa Ana Public Library)

Contents

- I. Introduction..... 1
 - Background..... 1
 - Purpose of Survey..... 1
- II. User’s Guide to SLAA Data 3
 - Survey Methodology 3
 - Survey Universe..... 3
 - Web-Based Data Collection Tool and Questionnaire..... 3
 - Reporting Period 4
 - Survey Response Rate 4
 - Unit Response 4
 - Item Response 4
 - Data Collection and Processing 4
 - Data Collection 4
 - Data Processing 5
 - Edit Checks During Data Collection 5
 - Post-Edit Processing 6
 - Imputation 6
 - Other Variables Added During Post-Edit Processing..... 7
 - Metadata Warehouse 8
 - Nonsampling Error 8
 - Disclosure Limitation 8
 - Using the Data 8
 - The SLAA Public Use Data File..... 8
 - Comparisons of FY 2018 Data to Prior-Year Data 9
 - Changes to FY 2018 Data Collection 9
- Appendix A – Record Layout of the SLAA Data File..... A-1
- Appendix B – Legislative Authorization..... B-1
- Appendix C – SLAA Survey Questionnaire and Instructions, FY 2018 C-1
- Appendix D – Additional Post-Edit Processing Checks Performed D-1
- Appendix E – Frequencies of Categorical Variables, Descriptive Statistics for Continuous Variables, and Imputation Flag Frequencies on the SLAA Data File..... E-1
- Appendix F – SLAA Administrative Structure Groups, FY 2018..... F-1
- Appendix G – Decision Tree: Assignment of SLAAs to Administrative Groups..... G-1
- Appendix H – Survey and State Edit Check Reports H-1

I. Introduction

The **State Library Administrative Agencies Survey (SLAA)** is a voluntary survey conducted biennially by the Institute of Museum and Library Services (IMLS). The SLAA Survey collects data on state library administrative agencies in the 50 states and the District of Columbia. IMLS collects these data under the mandate in the **Museum and Library Services Act of 2018** (PL 115-410), as stated in Section 210.¹ RTI International (RTI) is the data collection agent for IMLS. The survey is a cooperative effort of the Chief Officers of State Library Agencies (COSLA); RTI, the data collection agent; and IMLS.

The Fiscal Year (FY) 2018 survey is the 21st in the series. The survey was put on a biennial administration schedule beginning with the FY 2010 survey; before then, it was administered annually.²

This user's guide provides detailed information on the SLAA dataset pertaining to FY 2018. The data files include all SLAAs in the 50 states and the District of Columbia. The reporting unit for the survey is the SLAA. Each data file includes a total of 376 variables. Data files are available in SAS (.sas7bdat), comma-separated (.csv), and SPSS (.sav) formats. The data file record layout in Appendix A displays the layout of the data files and includes all of the variables contained therein.

Background

An SLAA is the official agency in a state with adequate authority under state law to administer state plans for libraries in accordance with the provisions of the Library Services and Technology Act (LSTA) (20 U.S.C. § 9121) of 2018. In addition to their critical role in assessing, planning, and coordinating library services and resources, SLAAs may provide important reference and information services to the state government, administer the state library or serve as the state archives, operate libraries for the blind and print disabled, and support the State Center for the Book. In some states, the SLAA also may function as a public library at large, providing library services to the general public.

Purpose of Survey

The purpose of the SLAA Survey is to provide state and federal policymakers and other interested users with information about SLAAs. The data collected are useful to chief officers of SLAAs, policymakers in the executive and legislative branches of federal and state governments; government and library administrators at the federal, state, and local levels; decision makers who use this survey to obtain information about services and fiscal practices; the American Library Association and its members or customers; library and public policy researchers; and the public, journalists, and others. The data collected on services provided by SLAAs to public, academic,

¹ The president's budget request for IMLS administrative costs includes funds for the Public Libraries Survey (PLS) and the SLAA Survey.

² Through the FY 2010 survey administration, the SLAA Survey was known as the State Library Agency (StLA) Survey.

school, and special libraries, as well as library cooperatives—when combined with the data collected by the IMLS Public Libraries Survey and the National Center for Education Statistics surveys of academic and school libraries—provide a picture of library services that is comprehensive and nationwide in scope.

The legislative authorization to perform this data collection appears in Appendix B. IMLS library research activities are conducted in ongoing collaboration with SLAAs and other relevant agencies and organizations to extend and improve the nation's library and information services.

II. User's Guide to SLAA Data

Survey Methodology

Survey Universe

The survey universe comprises the SLAAs in the 50 states and the District of Columbia (51 total). There was no sampling: the SLAA is a census.

The respondents for the SLAA FY 2018 Survey were employed by states at each of the SLAAs. Chief Officers of each SLAA assigned (one or more) respondents to provide data for the survey. Data were entered by the respondents and certified by the Chief Officers.

Web-Based Data Collection Tool and Questionnaire

The SLAA FY 2018 Survey data were collected in English over the Internet via a web-based reporting system. The web application included a user's guide and tutorial that explained its features and operation, the survey questionnaire, and a data-edit check tool designed to alert respondents to anomalies or inconsistencies in their data entries. The web application was designed to minimize respondent burden, to improve data quality and timeliness, and to ensure that minimal edit follow-up would be required with state agencies to resolve data problems.

The FY 2018 survey collected data on items organized in 13 parts:

- A. SLAA Identification
- B. Governance
- C. Allied Operations, State Resource or Reference/Information Service Center, and State Center for the Book
- D. Services to Libraries and Library Cooperatives
- E. Public Service Hours, Outlets, and User Groups
- F. Collections
- G. Library Service Transactions
- H. Library Development Transactions
- I. Staff
- J. Revenue
- K. Expenditures
- L. LSTA State Program Expenditures
- M. Electronic Services and Information

Data items and definitions are provided in the survey questionnaire and the instructions for completing survey items. Additional information on the questionnaire is provided in Appendix C.

Reporting Period

The SLAA FY 2018 Survey requested that respondents report data for the state's 2018 fiscal year, except for the items in Part B (Governance) and Part I (Staff), for which respondents were requested to report data as of October 1, 2018. The 2018 fiscal year for most states was July 1, 2017 to June 30, 2018. Five SLAAs had fiscal years with other start and end dates:

- New York: 4/1/2017–3/31/2018
- Alabama, District of Columbia, Maryland, Michigan: 10/1/2017–9/30/2018

Survey Response Rate

Unit Response

The SLAA FY 2018 Survey achieved a 100 percent unit response rate; all 51 SLAAs provided data.

Item Response

Item response rates were calculated by dividing the total number of SLAAs reporting data for an item by the total number of SLAAs in the survey universe to which that item was presented.³

With the exception of three items (GOVDOC, REFTRANS, and LIBVISITS), all items had item response rates of 100 percent. Item response rates for these items were as follows: GOVDOC, 96 percent; REFTRANS, 98 percent; and LIBVISITS, 94 percent.

Data Collection and Processing

Data Collection

The SLAA FY 2018 Survey was opened for data entry to SLAAs using the web-based tool beginning on January 14, 2019. The data collection was closed on April 4, 2019. RTI was the data processing agent for the survey and administered the web application, provided technical support to respondents, performed edit and nonresponse follow-up, and produced the data files and tabulations.

To reduce respondent burden, the survey was transmitted with prior-year data pre-entered for the State Agency name and address (including Part A, A-101, 20, 30, and 40) based on FY 2016 SLAA Survey data. The system also displayed "prior-year" responses in a non-editable, display-only field for reference for the following: Part E: E-101 to E-080; Part F: F-010 to F-050; Part J: J-070 to

³ The SLAA survey instrument contains a limited number of "logical skips" in which items are not presented due to the response to an earlier item. For example, some items are lists containing an "Other" option. If this option is selected, respondents are given an opportunity to enter further information. Values missing in the data files as a result are so identified. The frequencies reported in Appendix E, however, only report percentages including missing values.

J-150; and all of parts G, H, I, K and L.⁴ The respondent was asked to review the pre-entered data and to update any information that had changed since the FY 2016 survey administration. All other data cells were left blank for respondents to complete. All items required a response, except those that followed a logical skip pattern. The system would not allow the respondent to proceed unless the respondent answered or provided a justification as to why an answer was not available.

Data Processing

To ensure accuracy, data were checked and edited, as necessary, during and after collection. In addition, missing values were imputed (see details, below). Two variables (FIOTH3A and FIOTH3B) had only one response (each) and therefore were removed due to an insufficient quantity of responses for disclosure and reporting. Two other variables (FIOTH4A and FIOTH4B) had no valid responses, therefore, these were removed from the data files.

Data elements collected about the state officer and the respondent (names and contact information included in Part A of the questionnaire were also removed from the final public data file. In addition, other data elements associated with administrative data collection processes were removed from the public use data file.

Edit Checks During Data Collection

The web-based data collection tool alerted respondents to potential errors in the data during the data entry process through interactive edit check warnings. The respondent was required to address these warnings through an edit check report, which could be viewed on-screen or printed. The edit check tool enabled the respondent to submit an edited data file to RTI that usually required minimal follow-up to resolve data problems. The edit check tool included three types of edits:

- Relational edit checks. Data consistency check between related data elements. For example, an edit message was generated if the SLAA was designated as a federal depository library, but the respondent did not enter data for the item on the type of federal depository library.
- Out-of-range edit checks. Comparison of data reported for an item to the “plausible range” of numeric values. For example, an edit message was generated if the respondent entered a value less than 0.5 for annual circulation transactions per annual library visit.
- Blank/zero/invalid edit checks. Check of reported data against acceptable values. For example, an edit message was generated if the respondent entered a value of 0 for the data element on the number of book/serial volumes.

Respondents were required to address all edit check warnings in the web-based data collection tool prior to submitting (or “locking”) their data.

⁴ Data fields that stored a numeric value generally included a read-only display of the value entered for FY 2016, but text fields and radio buttons did not. To assist with data collection and entry, respondents could print their last survey filled with their FY 2016 responses.

Post-Edit Processing

After respondents locked their data, RTI performed additional edit checks or post-edit processing on the data (e.g., a comparison of the sum of the reported detail to a reported total, see Appendix D for details). If an SLAA's data failed any post-edit tests, RTI delivered an edit report to the respondent for further data editing and cleaning. Respondents were asked either to correct the data or to verify the data as correct. RTI analysts incorporated the edited data into the data file.

Three specific issues addressed via this post-edit processing were:

- New Mexico: Original data mistakenly included the same item in two expenditure categories. The duplicate entry for variable OEXPCOLC was removed and the actual entry for variable OEXPOTHC was retained.
- South Dakota: Original data entered mistakenly counted staff expenditures twice in the Federal total expenditures and Total across sources (variables TOTEXPA and TOTEXPD). Both totals were adjusted.
- Tennessee: Capital expenditure was included (variable: CAPITALB) but deleted upon consultation with the state, consistent with the definition of the data element.

Finally, minor changes were made to correct obvious typographical errors and to harmonize text variables.

Imputation

Imputation was performed for three numerical variables that had missing values, as shown in Table 1. In some cases, the states involved also had missing values in FY 2016. Values are marked in Table 1 as being "Imputed" or "Reported." Growth rate imputation of missing values was used in alignment with prior SLAA surveys. Values for FY 2016 were multiplied by variable-specific growth factors calculated as means of FY 2018/FY 2016 ratios over all states for which FY 2018 values are present.

Table 1. Growth Factors and Imputed Values of Numerical Variables

| Variable | Growth Factor | Imputed Value [FY 2016 value] |
|-----------|---------------|---|
| GOVDOC | 0.999 | CT = 4,362,343 [4,366,344] (Imputed) OH = 1,809,555 [1,811,215] (Imputed) |
| REFTRANS | 0.874 | UT = 8,266 [9.457] (Reported) |
| LIBVISITS | 1.007 | CA = 247,409 [245,662] (Imputed) IL = 70,188 [69,692] (Imputed) VT = 1,174 [1,166] (Reported) |

Three associated imputation flag variables, GOVDOC_F, REFTRANS_F, and LIBVISITS_F, were added to the dataset. Each takes the value "GR16" (growth factor) for states with imputed values based on reported values in FY 2016; "GI16" for those for which the value was imputed using the

growth model applied to data imputed in FY 2016, and “R” for data as reported by the respondent.

Other Variables Added During Post-Edit Processing

Three additional variables were added to the data files to aid users in performing common analyses, including those that are presented in the FY 2018 annual report, which reports per capita metrics as well as data for four groups of SLAAs based on location within their jurisdictions' government.

Region: The variable named OBEREGION is the U.S. Bureau of Economic Analysis' regions as follows:

Table 2. Bureau of Economic Analysis (BEA) Codes

| Code | Region |
|------|---|
| 01 | New England (CT ME MA NH RI VT) |
| 02 | Mid-East (DE DC MD NJ NY PA) |
| 03 | Great Lakes (IL IN MI OH WI) |
| 04 | Plains (IA KS MN MO NE ND SD) |
| 05 | Southeast (AL AR FL GA KY LA MS NC SC TN VA WV) |
| 06 | Southwest (AZ NM OK TX) |
| 07 | Rocky Mountains (CO ID MT UT WY) |
| 08 | Far West (AK CA HI NV OR WA) |

State Population: The variable named POPU_ST is the U.S. Census Bureau vintage population estimate for the jurisdiction for 2018 (U.S. Census Bureau 2018⁵).

Administrative Structure Groups: The variable named ADMINGROUP was developed based on Bertot and White (2014)⁶ with some slight modifications. Two of the six categories described in Bertot and White were the same (i.e., “Department of Education” and “Other Department”) but the other four were recombined into two categories for this variable, as follows:

- A. Rather than two separate categories, the two SLAAs within the legislative branch were combined with those in independent agencies into a category labeled *Independent Agency/Legislative Branch* because Bertot and White found that independent agencies were more likely to have the ability to advocate directly with the legislative staff, such as the access of SLAAs housed within the legislative branch itself.
- B. Because Departments of State and Departments of Administration tend to serve largely the same function, providing basic administrative services such as capital procurement

⁵ U.S. Census Bureau, Population Division. (2018, December). “Table 1. Annual Estimates of the Resident Population for the United States, Regions, States, and Puerto Rico: April 1, 2010 to July 1, 2018 (NST-EST2018-01).” Retrieved from <https://www2.census.gov/programs-surveys/popest/tables/2010-2018/national/totals/nst-est2018-01.xlsx?>

⁶ Bertot, J.C., White, K.D. (2014). *State library agency organizations: Roles, structures, and services*. Information Policy and Access Center. Retrieved from <https://ipac.umd.edu/documents/>

and personnel management, Bertot and White's two separate categories were combined into one, labeled *Department of State/Administration*.

The structure of administrative groups is described in Appendix F, and the assignment of SLAAs to administrative locations based on the responses to the four variables (BRANCH, INDAGY, LARGERAG, and OTHAGSP) is summarized in the table and figure in Appendix G.

Metadata Warehouse

Information received from states during the edit-check warning process and the post-edit process was archived to create a metadata warehouse. IMLS and RTI reviewed these metadata in order to select information that may be useful to analysts. For edit check details, see Appendix H.

Nonsampling Error

Because all units in the universe were surveyed, these data are not subject to sampling error. However, the SLAA data are subject to nonsampling error, such as measurement and processing errors. Every effort has been made to mitigate such errors. The editing efforts described above are designed to decrease the number of errors due to inaccurate responses or processing problems. Imputation lessens the effect of nonresponse. Extensive quality control checks were performed, iteratively, by both RTI and IMLS.

Disclosure Limitation

The SLAA public data files contain no personally identifiable information (PII⁷), but they do contain potentially sensitive information in the form of salary and benefits expenditures for those SLAAs with few employees. However, only the District of Columbia (6 FTE staff) and Hawaii (4 FTE staff) have fewer than 10 FTE staff. IMLS policy⁸ does not require that associated expenditures be suppressed or altered in order to protect confidentiality.

Using the Data

The SLAA Public Use Data File

IMLS provides one public use data file for this survey (slaa2018). The data file is provided in multiple formats: SAS (.sas7bdat), comma-delimited (.csv), and SPSS (.sav). The SLAA FY 2018 public use data file consists of 51 records (observations), one for each SLAA. The data file has 376 variables, including imputation flags.

⁷ As noted earlier, personal information about the state officer and respondent gathered during the data collection phase were removed from the public data files.

⁸ IMLS policy requires suppression of salary and benefits data for entities with two or fewer staff.

Comparisons of FY 2018 Data to Prior-Year Data

Missing data were imputed beginning with the FY 1999 survey. Data users should take into consideration that items that include imputations are not strictly comparable to data from surveys prior to FY 1999.

State comparisons should be made with caution because states vary in their fiscal year reporting periods and may vary in their interpretation of the survey items. Similarly, the District of Columbia, although not a state, is included in the survey.

Changes to FY 2018 Data Collection

No changes were implemented to the questionnaire between the FY 2016 and FY 2018 SLAA data collections.

Appendices

Appendix A – Record Layout of the SLAA Data File

| Variable Name | Position | Survey Part | Data Item | Data Type | Field Length | SAS Format | Description |
|--|----------|-------------|-----------|-----------|--------------|------------|---|
| Part A: State Library Agency Identification | | | | | | | |
| STLANAME | 1 | A | A-010 | C | 100 | | SLAA Name |
| Physical location address | | | | | | | |
| PHYSADDR | 2 | A | A-020 | C | 50 | | Street |
| PHYSCITY | 3 | A | A-030 | C | 50 | | City |
| PHYS_ST | 4 | A | A-040 | C | 2 | | State |
| PHYSZIP | 5 | A | A-050 | C | 5 | | Zip |
| PHYSZIP4 | 6 | A | A-060 | C | 4 | | Zip+4 |
| Mailing address | | | | | | | |
| MAILADDR | 7 | A | A-070 | C | 100 | | Street |
| MAILCITY | 8 | A | A-080 | C | 50 | | City |
| MAIL_ST | 9 | A | A-090 | C | 2 | | State |
| MAILZIP | 10 | A | A-100 | C | 5 | | Zip |
| MAILZIP4 | 11 | A | A-110 | C | 4 | | Zip+4 |
| WEBADDR | 12 | A | A-120 | C | 100 | | World Wide Web address |
| Reporting Period | | | | | | | |
| FYSTART | 13 | A | A-230 | N | 8 | MMDDYY | Fiscal year starting date |
| FYEND | 14 | A | A-240 | N | 8 | MMDDYY | Fiscal year ending date, in following format: month/day/year (e.g., 06/30/2018) |

Data Type: N = numeric; C = character.

† Not applicable because element is a calculated variable.

| Variable Name | Position | Survey Part | Data Item | Data Type | Field Length | SAS Format | Description |
|---|----------|-------------|-----------|-----------|--------------|------------|---|
| Part B: Governance | | | | | | | |
| Location in state government as of October 1, 2017, whom the agency reports to, and selection methods | | | | | | | |
| BRANCH | 15 | B | B-010 | C | 1 | BRANCH | Branch of government L—Legislative Branch E—Executive Branch |
| INDAGY | 16 | B | B-020 | C | 1 | INDAGY | SLAA is independent agency in the Executive branch reporting to: G—Governor B—Board/commission P—Skipped item (if no response was necessary) |
| Board/commission selection method(s): | | | | | | | |
| APPBYGOV | 17 | B | B-030 | C | 1 | NPY | Appointed by governor X—Yes P—Skipped item (if no response was necessary) |
| APPBYOTH | 18 | B | B-040 | C | 1 | NPY | Appointed by other official X—Yes P—Skipped item (if no response was necessary) |
| LARGERAG | 19 | B | B-050 | C | 1 | LARGERAG | Part of larger agency in Executive branch: E—Department of Education C—Department of Cultural Resources S—Department of State O—Other Agency P—Skipped item (if no response was necessary) |
| OTHAGSP | 20 | B | B-060 | C | 100 | SKIP | Other agency, specified P—Skipped item (if no response was necessary) |
| PLA_BRCO | 21 | B | B-070 | C | 1 | NPY | SLAA that is part of larger agency in the Executive branch has board or commission Y—Yes N—No P—Skipped item (if no response was necessary) |

Data Type: N = numeric; C = character.

† Not applicable because element is a calculated variable.

| Variable Name | Position | Survey Part | Data Item | Data Type | Field Length | SAS Format | Description |
|--|----------|-------------|-----------|-----------|--------------|------------|---|
| Part B: Governance (continued) | | | | | | | |
| Board/commission selection method(s): | | | | | | | |
| PLA_GOV | 22 | B | B-080 | C | 1 | NPY | Appointed by governor X—Yes P—Skipped item (if no response was necessary) |
| PLD_OTH | 23 | B | B-090 | C | 1 | NPY | Appointed by other official X—Yes P—Skipped item (if no response was necessary) |
| Part C: Allied Operations | | | | | | | |
| Allied operations combined with the SLAA (Y—Yes; N—No) | | | | | | | |
| STARCHIV | 24 | C | C-010 | C | 1 | YN | State archives |
| STLEGREF | 25 | C | C-020 | C | 1 | YN | Primary state legislative research organization |
| STHSTMUS | 26 | C | C-030 | C | 1 | YN | State history museum/art gallery |
| STRECMNG | 27 | C | C-040 | C | 1 | YN | State records management service |
| OTHALLOP | 28 | C | C-050 | C | 1 | YN | Other allied operation |
| OTHALLSP | 29 | C | C-060 | C | 100 | SKIP | Other allied operation, specified P—Skipped item (if no response was necessary) |
| STLACONT | 30 | C | C-070 | C | 1 | YN | SLAA contracts with local public or academic library |
| STLAHOST | 31 | C | C-080 | C | 1 | YN | SLAA hosts/provides funding to State Center |

Data Type: N = numeric; C = character.

† Not applicable because element is a calculated variable.

| Variable Name | Position | Survey Part | Data Item | Data Type | Field Length | SAS Format | Description |
|--|----------|-------------|-----------|-----------|--------------|------------|----------------------|
| Part D: Services to Libraries | | | | | | | |
| Services provided directly or by contract by SLAA to types of libraries or library cooperatives: D = directly; C = contract; N = not provided | | | | | | | |
| Certification of librarians | | | | | | | |
| ACCRLIBA | 32 | D | D_SV-010a | C | 1 | CDN | Public |
| ACCRLIBB | 33 | D | D_SV-010b | C | 1 | CDN | Academic |
| ACCRLIBC | 34 | D | D_SV-010c | C | 1 | CDN | School |
| ACCRLIBD | 35 | D | D_SV-010d | C | 1 | CDN | Special |
| ACCRLIBE | 36 | D | D_SV-010e | C | 1 | CDN | Library cooperatives |
| Administration of state aid | | | | | | | |
| STAIDSVA | 37 | D | D_SV-020a | C | 1 | CDN | Public |
| STAIDSVB | 38 | D | D_SV-020b | C | 1 | CDN | Academic |
| STAIDSVC | 39 | D | D_SV-020c | C | 1 | CDN | School |
| STAIDSVD | 40 | D | D_SV-020d | C | 1 | CDN | Special |
| STAIDSVE | 41 | D | D_SV-020e | C | 1 | CDN | Library cooperatives |
| Certification of librarians | | | | | | | |
| CERTLIBA | 42 | D | D_SV-030a | C | 1 | CDN | Public |
| CERTLIBB | 43 | D | D_SV-030b | C | 1 | CDN | Academic |
| CERTLIBC | 44 | D | D_SV-030c | C | 1 | CDN | School |
| CERTLIBD | 45 | D | D_SV-030d | C | 1 | CDN | Special |
| CERTLIBE | 46 | D | D_SV-030e | C | 1 | CDN | Library cooperatives |
| Collection of library statistics | | | | | | | |
| COLLBSTA | 47 | D | D_SV-040a | C | 1 | CDN | Public |
| COLLBSTB | 48 | D | D_SV-040b | C | 1 | CDN | Academic |
| COLLBSTC | 49 | D | D_SV-040c | C | 1 | CDN | School |
| COLLBSTD | 50 | D | D_SV-040d | C | 1 | CDN | Special |
| COLLBSTE | 51 | D | D_SV-040e | C | 1 | CDN | Library cooperatives |

Data Type: N = numeric; C = character.

† Not applicable because element is a calculated variable.

| Variable Name | Position | Survey Part | Data Item | Data Type | Field Length | SAS Format | Description |
|--|----------|-------------|-----------|-----------|--------------|------------|----------------------|
| Part D: Services to Libraries (continued) | | | | | | | |
| Services provided directly or by contract by SLAA to types of libraries or library cooperatives: D—Directly; C—Contract; N—Not provided | | | | | | | |
| Collection of library statistics | | | | | | | |
| CNSLTSVA | 52 | D | D_SV-050a | C | 1 | CDN | Public |
| CNSLTSVB | 53 | D | D_SV-050b | C | 1 | CDN | Academic |
| CNSLTSVC | 54 | D | D_SV-050c | C | 1 | CDN | School |
| CNSLTSVD | 55 | D | D_SV-050d | C | 1 | CDN | Special |
| CNSLTSVE | 56 | D | D_SV-050e | C | 1 | CDN | Library cooperatives |
| Library legislation preparation/review | | | | | | | |
| LIBLEGA | 67 | D | D_SV-060a | C | 1 | CDN | Public |
| LIBLEGB | 68 | D | D_SV-060b | C | 1 | CDN | Academic |
| LIBLEGC | 69 | D | D_SV-060c | C | 1 | CDN | School |
| LIBLEGD | 70 | D | D_SV-060d | C | 1 | CDN | Special |
| LIBLEGE | 71 | D | D_SV-060e | C | 1 | CDN | Library cooperatives |
| State standards/guidelines | | | | | | | |
| STSTANDA | 77 | D | D_SV-070a | C | 1 | CDN | Public |
| STSTANDB | 78 | D | D_SV-070b | C | 1 | CDN | Academic |
| STSTANDC | 79 | D | D_SV-070c | C | 1 | CDN | School |
| STSTANDD | 80 | D | D_SV-070d | C | 1 | CDN | Special |
| STSTANDE | 81 | D | D_SV-070e | C | 1 | CDN | Library cooperatives |
| Cooperative purchasing of library materials | | | | | | | |
| COOPPURA | 57 | D | D_OA-010a | C | 1 | CDN | Public |
| COOPPURB | 58 | D | D_OA-010b | C | 1 | CDN | Academic |
| COOPPURC | 59 | D | D_OA-010c | C | 1 | CDN | School |
| COOPPURD | 60 | D | D_OA-010d | C | 1 | CDN | Special |
| COOPPURE | 61 | D | D_OA-010e | C | 1 | CDN | Library cooperatives |

Data Type: N = numeric; C = character.

† Not applicable because element is a calculated variable.

| Variable Name | Position | Survey Part | Data Item | Data Type | Field Length | SAS Format | Description |
|--|----------|-------------|-----------|-----------|--------------|------------|----------------------|
| Part D: Services to Libraries (continued) | | | | | | | |
| Services provided directly or by contract by SLAA to types of libraries or library cooperatives: D—Directly; C—Contract; N—Not provided | | | | | | | |
| Interlibrary loan referral services | | | | | | | |
| ILLREFA | 62 | D | D_OA-020a | C | 1 | CDN | Public |
| ILLREFB | 63 | D | D_OA-020b | C | 1 | CDN | Academic |
| ILLREFC | 64 | D | D_OA-020c | C | 1 | CDN | School |
| ILLREFD | 65 | D | D_OA-020d | C | 1 | CDN | Special |
| ILLREFE | 66 | D | D_OA-020e | C | 1 | CDN | Library cooperatives |
| Reference referral services | | | | | | | |
| REFREFA | 72 | D | D_OA-030a | C | 1 | CDN | Public |
| REFREFB | 73 | D | D_OA-030b | C | 1 | CDN | Academic |
| REFREFC | 74 | D | D_OA-030c | C | 1 | CDN | School |
| REFREFD | 75 | D | D_OA-030d | C | 1 | CDN | Special |
| REFREFE | 76 | D | D_OA-030e | C | 1 | CDN | Library cooperatives |
| Statewide coordinated digital program or service | | | | | | | |
| SWDIGPRA | 82 | D | D_CI-010a | C | 1 | CDN | Public |
| SWDIGPRB | 83 | D | D_CI-010b | C | 1 | CDN | Academic |
| SWDIGPRC | 84 | D | D_CI-010c | C | 1 | CDN | School |
| SWDIGPRD | 85 | D | D_CI-010d | C | 1 | CDN | Special |
| SWDIGPRE | 86 | D | D_CI-010e | C | 1 | CDN | Library cooperatives |
| Statewide public relations/library promotion campaigns | | | | | | | |
| STWIDPRA | 87 | D | D_CI-021a | C | 1 | CDN | Public |
| STWIDPRB | 88 | D | D_CI-022b | C | 1 | CDN | Academic |
| STWIDPRC | 89 | D | D_CI-023c | C | 1 | CDN | School |
| STWIDPRD | 90 | D | D_CI-024d | C | 1 | CDN | Special |
| STWIDPRE | 91 | D | D_CI-025e | C | 1 | CDN | Library cooperatives |

Data Type: N = numeric; C = character.

† Not applicable because element is a calculated variable.

| Variable Name | Position | Survey Part | Data Item | Data Type | Field Length | SAS Format | Description |
|--|----------|-------------|-----------|-----------|--------------|------------|----------------------|
| Part D: Services to Libraries (continued) | | | | | | | |
| Services provided directly or by contract by SLAA to types of libraries or library cooperatives: D—Directly; C—Contract; N—Not provided | | | | | | | |
| Statewide virtual reference service | | | | | | | |
| SWVRS A | 92 | D | D_CI-030a | C | 1 | CDN | Public |
| SWVRS B | 93 | D | D_CI-030b | C | 1 | CDN | Academic |
| SWVRS C | 94 | D | D_CI-030c | C | 1 | CDN | School |
| SWVRS D | 95 | D | D_CI-030d | C | 1 | CDN | Special |
| SWVRS E | 96 | D | D_CI-030e | C | 1 | CDN | Library cooperatives |
| Universal service program | | | | | | | |
| UNIVSER A | 97 | D | D_CI-040a | C | 1 | CDN | Public |
| UNIVSER B | 98 | D | D_CI-040b | C | 1 | CDN | Academic |
| UNIVSER C | 99 | D | D_CI-040c | C | 1 | CDN | School |
| UNIVSER D | 100 | D | D_CI-040d | C | 1 | CDN | Special |
| UNIVSER E | 101 | D | D_CI-040e | C | 1 | CDN | Library cooperatives |
| Continuing education programs | | | | | | | |
| CNTEDPRA | 102 | D | D_PA-010a | C | 1 | CDN | Public |
| CNTEDPRB | 103 | D | D_PA-010b | C | 1 | CDN | Academic |
| CNTEDPRC | 104 | D | D_PA-010c | C | 1 | CDN | School |
| CNTEDPRD | 105 | D | D_PA-010d | C | 1 | CDN | Special |
| CNTEDPRE | 106 | D | D_PA-010e | C | 1 | CDN | Library cooperatives |
| Library planning/evaluation/research | | | | | | | |
| LIBPLANA | 107 | D | D_PA-020a | C | 1 | CDN | Public |
| LIBPLANB | 108 | D | D_PA-020b | C | 1 | CDN | Academic |
| LIBPLANC | 109 | D | D_PA-020c | C | 1 | CDN | School |
| LIBPLAND | 110 | D | D_PA-020d | C | 1 | CDN | Special |
| LIBPLANE | 111 | D | D_PA-020e | C | 1 | CDN | Library cooperatives |

Data Type: N = numeric; C = character.

† Not applicable because element is a calculated variable.

| Variable Name | Position | Survey Part | Data Item | Data Type | Field Length | SAS Format | Description |
|--|----------|-------------|-----------|-----------|--------------|------------|----------------------|
| Part D: Services to Libraries (continued) | | | | | | | |
| Services provided directly or by contract by SLAA to types of libraries or library cooperatives: D—Directly; C—Contract; N—Not provided | | | | | | | |
| Literacy program support | | | | | | | |
| LITPRSVA | 112 | D | D_PA-030a | C | 1 | CDN | Public |
| LITPRSVB | 113 | D | D_PA-030b | C | 1 | CDN | Academic |
| LITPRSVC | 114 | D | D_PA-030c | C | 1 | CDN | School |
| LITPRSVD | 115 | D | D_PA-030d | C | 1 | CDN | Special |
| LITPRSVE | 116 | D | D_PA-030e | C | 1 | CDN | Library cooperatives |
| Preservation/conservation services | | | | | | | |
| PRESERVA | 117 | D | D_PA-040a | C | 1 | CDN | Public |
| PRESERVB | 118 | D | D_PA-040b | C | 1 | CDN | Academic |
| PRESERVC | 119 | D | D_PA-040c | C | 1 | CDN | School |
| PRESERVD | 120 | D | D_PA-040d | C | 1 | CDN | Special |
| PRESERVE | 121 | D | D_PA-040e | C | 1 | CDN | Library cooperatives |
| Summer reading program support | | | | | | | |
| SUMREADA | 122 | D | D_PA-050a | C | 1 | CDN | Public |
| SUMREADB | 123 | D | D_PA-050b | C | 1 | CDN | Academic |
| SUMREADC | 124 | D | D_PA-050c | C | 1 | CDN | School |
| SUMREADD | 125 | D | D_PA-050d | C | 1 | CDN | Special |
| SUMREADE | 126 | D | D_PA-050e | C | 1 | CDN | Library cooperatives |
| Statewide reading programs | | | | | | | |
| STREADPRA | 127 | D | D_PA-060a | C | 1 | CDN | Public |
| STREADPRB | 128 | D | D_PA-060b | C | 1 | CDN | Academic |
| STREADPRC | 129 | D | D_PA-060c | C | 1 | CDN | School |
| STREADPRD | 130 | D | D_PA-060d | C | 1 | CDN | Special |
| STREADPRE | 131 | D | D_PA-060e | C | 1 | CDN | Library cooperatives |

Data Type: N = numeric; C = character.

† Not applicable because element is a calculated variable.

| Variable Name | Position | Survey Part | Data Item | Data Type | Field Length | SAS Format | Description |
|--|----------|-------------|---------------|-----------|--------------|------------|---|
| Part D: Services to Libraries (continued) | | | | | | | |
| Services provided directly or by contract by SLAA to types of libraries or library cooperatives: D—Directly; C—Contract; N—Not provided | | | | | | | |
| Follow-up: Type of Consulting services | | | | | | | |
| CNSLTSV_1_CON | 132 | D | D_SV-050.1.1 | C | 1 | YNDK | Construction |
| CNSLTSV_1_DEV | 133 | D | D_SV-050.1.2 | C | 1 | YNDK | Development |
| CNSLTSV_1_CED | 134 | D | D_SV-050.1.3 | C | 1 | YNDK | Continuing education |
| CNSLTSV_1_TC | 135 | D | D_SV-050.1.4 | C | 1 | YNDK | Technology/Connectivity |
| CNSLTSV_1_MC | 136 | D | D_SV-050.1.5 | C | 1 | YNDK | Marketing/Communications |
| CNSLTSV_1_ER | 137 | D | D_SV-050.1.6 | C | 1 | YNDK | E-Rate |
| CNSLTSV_1_AL | 138 | D | D_SV-050.1.7 | C | 1 | YNDK | Adult literacy |
| CNSLTSV_1_YS | 139 | D | D_SV-050.1.8 | C | 1 | YNDK | Youth services |
| CNSLTSV_1_OTH | 140 | D | D_SV-050.1.9 | C | 2 | YNDK | Other |
| CNSLTSV_1_OTH_ DES | 141 | D | D_SV-050.1.10 | C | 200 | SKIP | Other describe |
| Follow-up: Involvement in the acquisition of other federal program funds—Source of funds | | | | | | | |
| ACQFEDPG_1_ED | 142 | D | D_CI-060.1.1 | C | 1 | NPY | Department of Education |
| ACQFEDPG_1_AG | 143 | D | D_CI-060.1.2 | C | 1 | NPY | Department of Agriculture |
| ACQFEDPG_1_CC | 144 | D | D_CI-060.1.3 | C | 1 | NPY | Federal Communication Commission/ Universal Service Administrative Company |
| ACQFEDPG_1_LAB | 145 | D | D_CI-060.1.4 | C | 1 | NPY | Department of Labor |
| ACQFEDPG_1_OTH | 146 | D | D_CI-060.1.5 | C | 2 | YNDK | Other |
| ACQFEDPG_1_OTH_ _DESC | 147 | D | D_CI-060.1.6 | C | 200 | SKIP | Other describe (write-in) |

Data Type: N = numeric; C = character.

† Not applicable because element is a calculated variable.

| Variable Name | Position | Survey Part | Data Item | Data Type | Field Length | SAS Format | Description |
|--|----------|-------------|--------------|-----------|--------------|------------|------------------|
| Part D: Services to Libraries (continued) | | | | | | | |
| Services provided directly or by contract by SLAA to types of libraries or library cooperatives: D—Directly; C—Contract; N—Not provided | | | | | | | |
| Follow-up: Type of Literacy programs supported | | | | | | | |
| LITPRSV_1_LA | 148 | D | D_PA-030.1.1 | C | 1 | YNDK | Language |
| LITPRSV_1_NM | 149 | D | D_PA-030.1.2 | C | 1 | YNDK | Numerical |
| LITPRSV_1_IN | 150 | D | D_PA-030.1.3 | C | 1 | YNDK | Information |
| LITPRSV_1_DG | 151 | D | D_PA-030.1.4 | C | 1 | YNDK | Digital |
| LITPRSV_1_FN | 152 | D | D_PA-030.1.5 | C | 1 | YNDK | Financial |
| LITPRSV_1_HL | 153 | D | D_PA-030.1.6 | C | 1 | YNDK | Health |
| LITPRSV_1_FM | 154 | D | D_PA-030.1.7 | C | 1 | YNDK | Family |
| Follow-up: Type of Statewide reading programs | | | | | | | |
| STREADPR_1_EC | 155 | D | D_PA-060.1.1 | C | 1 | YNDK | Early childhood |
| STREADPR_1_MC | 156 | D | D_PA-060.1.2 | C | 1 | YNDK | Middle childhood |
| STREADPR_1_YA | 157 | D | D_PA-060.1.3 | C | 1 | YNDK | Young adults |
| STREADPR_1_AD | 158 | D | D_PA-060.1.4 | C | 1 | YNDK | Adults |
| STREADPR_1_OA | 159 | D | D_PA-060.1.5 | C | 2 | YNDK | Older adults |

Data Type: N = numeric; C = character.

† Not applicable because element is a calculated variable.

| Variable Name | Position | Survey Part | Data Item | Data Type | Field Length | SAS Format | Description |
|--|----------|-------------|-----------|-----------|--------------|------------|---|
| Part E: Public Service | | | | | | | |
| TOTHR | 160 | E | E-010 | N | 8 | | Total hours open per typical week (all SLAA outlets, regardless of whom they serve) |
| Total hours that main or central SLAA is open per typical week to serve the general public and/or state government employees | | | | | | | |
| TOTHRSC | 161 | E | E-020 | N | 8 | | Total hours/week (main or central outlet) |
| MON2FRCE | 162 | E | E-030 | N | 8 | | Monday–Friday after 5:00 p.m. (main or central outlet) |
| SATSUNCE | 163 | E | E-040 | N | 8 | | Saturday and Sunday (main or central outlet) |
| Total number of SLAA outlets, by type | | | | | | | |
| MAINOUT | 164 | E | E-050 | N | 8 | | Main or central outlet |
| OTHEROUT | 165 | E | E-060 | N | 8 | | Other outlets, exclude bookmobiles |
| BKMOBILE | 166 | E | E-070 | N | 8 | | Bookmobiles |
| TOTALOUT | 167 | E | E-080 | N | 8 | | Total outlets |
| Number of SLAA outlets that serve specific user groups, in whole or in part, by type of user group and outlet: | | | | | | | |
| Outlets serving blind/ physically handicapped individuals | | | | | | | |
| BPHOUTA | 168 | E | E-090a | N | 8 | | Main or central outlet |
| BPHOUTB | 169 | E | E-090b | N | 8 | | Other outlets (excluding bookmobiles) |
| BPHOUTC | 170 | E | E-090c | N | 8 | | Bookmobiles |
| BPHOUTD | 171 | E | E-090d | N | 8 | | Total outlets |
| Outlets serving residents of state correctional institutions | | | | | | | |
| COROUTA | 172 | E | E-100a | N | 8 | | Main or central outlet |
| COROUTB | 173 | E | E-100b | N | 8 | | Other outlets (excluding bookmobiles) |
| COROUTC | 174 | E | E-100c | N | 8 | | Bookmobiles |
| COROUTD | 175 | E | E-100d | N | 8 | | Total outlets |
| Outlets serving residents of other state institutions | | | | | | | |
| OTSTOUTA | 176 | E | E-110a | N | 8 | | Main or central outlet |
| OTSTOUTB | 177 | E | E-110b | N | 8 | | Other outlets (excluding bookmobiles) |
| OTSTOUTC | 178 | E | E-110c | N | 8 | | Bookmobiles |
| OTSTOUTD | 179 | E | E-110d | N | 8 | | Total outlets |

Data Type: N = numeric; C = character.

† Not applicable because element is a calculated variable.

| Variable Name | Position | Survey Part | Data Item | Data Type | Field Length | SAS Format | Description |
|--|----------|-------------|-----------|-----------|--------------|------------|--|
| Part E: Public Service (continued) | | | | | | | |
| Outlets serving state government employees (executive, legislative, or judicial) | | | | | | | |
| GVEMOUTA | 180 | E | E-120a | N | 8 | | Main or central outlet |
| GVEMOUTB | 181 | E | E-120b | N | 8 | | Other outlets (excluding bookmobiles) |
| GVEMOUTC | 182 | E | E-120c | N | 8 | | Bookmobiles |
| GVEMOUTD | 183 | E | E-120d | N | 8 | | Total outlets |
| Outlets serving general public | | | | | | | |
| GPOUTA | 184 | E | E-130a | N | 8 | | Main or central outlet |
| GPOUTB | 185 | E | E-130b | N | 8 | | Other outlets (excluding bookmobiles) |
| GPOUTC | 186 | E | E-130c | N | 8 | | Bookmobiles |
| GPOUTD | 187 | E | E-130d | N | 8 | | Total outlets |
| Part F: Collections | | | | | | | |
| Total number of volumes or physical units in all SLAA outlets that serve the general public and/or state government employees, in selected formats | | | | | | | |
| BKSERVOL | 188 | F | F-010 | N | 8 | | Book and serial volumes (exclude microfilm) (exclude collections of Braille books owned by the National Library Service for the Blind and Physically Handicapped, Library of Congress) |
| AUDIO | 189 | F | F-020 | N | 8 | | Audio materials (exclude collections of talking books owned by the National Library Service for the Blind and Physically Handicapped, Library of Congress) |
| VIDEO | 190 | F | F-030 | N | 8 | | Video materials |
| SUBSCRIP | 191 | F | F-040 | N | 8 | | Current serial subscriptions (titles, not individual issues) (include print subscriptions only) (exclude microfilm, electronic, and digital subscriptions) |
| GOVDOC | 192 | F | F-050 | N | 8 | | Government documents (include only government documents, in all formats, not accessible through the library catalog and not reported elsewhere) |
| GOVDOC_F | 193 | † | † | C | 1 | IMPUTED | Imputation flag for GOVDOC G16—Imputed, growth using FY16 imputed data; R—as reported |

Data Type: N = numeric; C = character.

† Not applicable because element is a calculated variable.

| Variable Name | Position | Survey Part | Data Item | Data Type | Field Length | SAS Format | Description |
|---|----------|-------------|-----------|-----------|--------------|------------|--|
| Part F: Collections (continued) | | | | | | | |
| SLAA depository library designation (Y—Yes; N—No) | | | | | | | |
| STDEPLIB | 194 | F | F-060 | C | 1 | YN | State depository library |
| FDDEPLIB | 195 | F | F-070 | C | 1 | YN | Federal depository library |
| REGIONAL | 196 | F | F-080 | C | 1 | YN | Regional (federal depository library) |
| SELECTIV | 197 | F | F-090 | C | 1 | YN | Selective (federal depository library) |
| Part G: Library Service Transactions | | | | | | | |
| Total annual service transactions in all SLAA outlets that serve the general public and/or state government employees, by type of transaction | | | | | | | |
| CIRC | 198 | G | G-010 | N | 8 | | Circulation |
| PROVTO | 199 | G | G-020 | N | 8 | | Interlibrary loan/document delivery: Provided to other libraries |
| RECFROM | 200 | G | G-030 | N | 8 | | Interlibrary loan/document delivery: Received from other libraries and document delivery services |
| REFTRANS | 201 | G | G-040 | N | 8 | | Reference transactions |
| REFTRANS_F | 202 | † | † | C | 1 | IMPUTED | Imputation flag for REFTRANS G16—Imputed, growth using FY16 imputed data GR16—Imputed, growth using FY16 reported data R—as reported |
| LIBVISITS | 203 | G | G-050 | N | 8 | | Library visits |
| LIBVISITS_F | 204 | † | † | C | 1 | IMPUTED | Imputation flag for LIBVISITS G16—Imputed, growth using FY16 imputed data GR16—Imputed, growth using FY16 reported data R—as reported |
| Part H: Library Development Transactions | | | | | | | |
| Total annual development transactions of the SLAA, by type of transaction LSTA and State grants | | | | | | | |
| GRANTAW | 205 | H | H-010 | N | 8 | | Grants awarded |
| EVENTS | 206 | H | H-020 | N | 8 | | Number of events |
| ATEVENTS | 207 | H | H-030 | N | 8 | | Total attendance |

Data Type: N = numeric; C = character.

† Not applicable because element is a calculated variable.

| Variable Name | Position | Survey Part | Data Item | Data Type | Field Length | SAS Format | Description |
|---|----------|-------------|-----------|-----------|--------------|------------|---|
| Part I: Staff | | | | | | | |
| Total number of SLAA staff in FTEs (full-time equivalents) on the payroll as of October 1, 2017, by type of service. Includes unfilled but budgeted positions. The field length of 7 positions includes 2 decimals, with an explicit decimal point. | | | | | | | |
| MADMIN | 208 | I | I-010a | N | 8 | | Administration—ALA-MLS |
| NADMIN | 209 | I | I-010b | N | 8 | | Administration—Non ALA-MLS & Non MLS |
| OADMIN | 210 | I | I-010c | N | 8 | | Administration—Other (Professional and Non-Professional) Staff |
| ADMIN | 211 | I | I-010d | N | 8 | | Administration—Total staff |
| MLIBDEV | 212 | I | I-020a | N | 8 | | Library development—ALA-MLS |
| NLIBDEV | 213 | I | I-020b | N | 8 | | Library development—Non ALA-MLS & Non MLS |
| OLIBDEV | 214 | I | I-020c | N | 8 | | Library development—Other (Professional and Non-Professional) staff |
| LIBDEV | 215 | I | I-020d | N | 8 | | Library development—Total staff |
| MLIBSERV | 216 | I | I-030a | N | 8 | | Library services—ALA-MLS |
| NLIBSERV | 217 | I | I-030b | N | 8 | | Library services—Non ALA-MLS & Non MLS |
| OLIBSERV | 218 | I | I-030c | N | 8 | | Library services—Other (Professional and Non-Professional) staff |
| LIBSERV | 219 | I | I-030d | N | 8 | | Library services—Total staff |
| MOTHSERV | 220 | I | I-040a | N | 8 | | Other services—ALA-MLS |
| NOTHSERV | 221 | I | I-040b | N | 8 | | Other services—Non ALA-MLS & Non MLS |
| OOTHSERV | 222 | I | I-040c | N | 8 | | Other services—Other (Professional and Non-Professional) staff |
| OTHSERV | 223 | I | I-040d | N | 8 | | Other services—Total staff |
| MTOTSTAF | 224 | I | I-050a | N | 8 | | Total Staff—ALA-MLS |
| NTOTSTAF | 225 | I | I-050b | N | 8 | | Total Staff—Non ALA-MLS & Non MLS |
| OTOTSTAF | 226 | I | I-050c | N | 8 | | Total Staff—Other (Professional and Non-Professional) staff |
| TOTSTAF | 227 | I | I-050d | N | 8 | | Total Staff |

Data Type: N = numeric; C = character.

† Not applicable because element is a calculated variable.

| Variable Name | Position | Survey Part | Data Item | Data Type | Field Length | SAS Format | Description |
|--|----------|-------------|-----------|-----------|--------------|------------|--|
| Part J: Revenue | | | | | | | |
| ASF_PUB | 228 | J | J-010 | C | 1 | YN | All public library state funds administered by the SLAA: Y—Yes; N—No |
| SLAA administers any state funds to the following types of libraries (Y—Yes; N—No) | | | | | | | |
| ASF_AC | 229 | J | J-020 | C | 1 | YN | Academic libraries |
| ASF_SCH | 230 | J | J-030 | C | 1 | YN | School library media centers |
| ASF_SP | 231 | J | J-040 | C | 1 | YN | Special libraries |
| ASF_LC | 232 | J | J-050 | C | 1 | YN | Library cooperatives |
| Total SLAA revenue, by source and type (includes revenue for allied operations if it is part of SLAA budget) Federal revenue, by type: | | | | | | | |
| LSTAINC | 233 | J | J-070 | N | 8 | | Federal revenue—LSTA State Program revenue |
| FIOTH | 234 | J | J-080 | N | 8 | | Federal revenue—Other |
| FIOTH1A | 235 | J | J-080.1a | C | 50 | SKIP | Specify program title—Program 1 |
| FIOTH1B | 236 | J | J-080.1b | C | 6 | | Specify program amount—Program 1 |
| FIOTH2A | 237 | J | J-080.2a | C | 50 | SKIP | Specify program title—Program 2 |
| FIOTH2B | 238 | J | J-080.2b | C | 6 | | Specify program amount—Program 2 |
| TOTAL_FI | 239 | J | J-090 | N | 8 | | Federal revenue—Total |
| State and other revenue State revenue, by type: | | | | | | | |
| SISTLAOP | 240 | J | J-100 | N | 8 | | State revenue—SLAA operation |
| SIAIDLIB | 241 | J | J-110 | N | 8 | | State aid to libraries |
| SIOOTHER | 242 | J | J-120 | N | 8 | | Other state revenue |
| TOTAL_SI | 243 | J | J-130 | N | 8 | | Total state revenue |
| OTHINCM | 244 | J | J-140 | N | 8 | | Other revenue |
| TOTINCM | 245 | J | J-150 | N | 8 | | Total revenue |

Data Type: N = numeric; C = character.

† Not applicable because element is a calculated variable.

| Variable Name | Position | Survey Part | Data Item | Data Type | Field Length | SAS Format | Description |
|---|----------|-------------|-----------|-----------|--------------|------------|-------------|
| Part K: Expenditures | | | | | | | |
| Total SLAA expenditures, by type and source (incl. expenditures for allied operations if expenditures are from the SLAA budget) | | | | | | | |
| Source of Operating expenditures—Salaries and wages | | | | | | | |
| OEXPSALA | 246 | K | K_A0-010a | N | 8 | | Federal |
| OEXPSALB | 247 | K | K_A0-010b | N | 8 | | State |
| OEXPSALC | 248 | K | K_A0-010c | N | 8 | | Other |
| OEXPSALD | 249 | K | K_A0-010d | N | 8 | | Total |
| Source of Operating expenditures—Employee benefits | | | | | | | |
| OEXPBENA | 250 | K | K_A0-020a | N | 8 | | Federal |
| OEXPBENB | 251 | K | K_A0-020b | N | 8 | | State |
| OEXPBENC | 252 | K | K_A0-020c | N | 8 | | Other |
| OEXPBEND | 253 | K | K_A0-020d | N | 8 | | Total |
| Source of Operating expenditures—Total staff expenditures | | | | | | | |
| TOTOXSTA | 254 | K | K_A0-030a | N | 8 | | Federal |
| TOTOXSTB | 255 | K | K_A0-030b | N | 8 | | State |
| TOTOXSTC | 256 | K | K_A0-030c | N | 8 | | Other |
| TOTOXSTD | 257 | K | K_A0-030d | N | 8 | | Total |
| Source of Operating expenditures—Collection expenditures | | | | | | | |
| OEXPCOLA | 258 | K | K_A0-040a | N | 8 | | Federal |
| OEXPCOLB | 259 | K | K_A0-040b | N | 8 | | State |
| OEXPCOLC | 260 | K | K_A0-040c | N | 8 | | Other |
| OEXPCOLD | 261 | K | K_A0-040d | N | 8 | | Total |
| Source of Operating expenditures—Other operating expenditures | | | | | | | |
| OEXPOTHA | 262 | K | K_A0-050a | N | 8 | | Federal |
| OEXPOTHB | 263 | K | K_A0-050b | N | 8 | | State |
| OEXPOTHC | 264 | K | K_A0-050c | N | 8 | | Other |
| OEXPOTHD | 265 | K | K_A0-050d | N | 8 | | Total |

Data Type: N = numeric; C = character.

† Not applicable because element is a calculated variable.

| Variable Name | Position | Survey Part | Data Item | Data Type | Field Length | SAS Format | Description |
|--|----------|-------------|-----------|-----------|--------------|------------|-------------|
| Part K: Expenditures (continued) | | | | | | | |
| Source of Operating expenditures—Total operating expenditures | | | | | | | |
| TOTOPEXA | 266 | K | K_A0-060a | N | 8 | | Federal |
| TOTOPEXB | 267 | K | K_A0-060b | N | 8 | | State |
| TOTOPEXC | 268 | K | K_A0-060c | N | 8 | | Other |
| TOTOPEXD | 269 | K | K_A0-060d | N | 8 | | Total |
| Source of Other expenditures for SLAA and allied operations only Capital outlay | | | | | | | |
| CAPITALA | 302 | K | K_OE-010a | N | 8 | | Federal |
| CAPITALB | 303 | K | K_OE-010b | N | 8 | | State |
| CAPITALC | 304 | K | K_OE-010c | N | 8 | | Other |
| CAPITALD | 305 | K | K_OE-010d | N | 8 | | Total |
| Source of Other expenditures | | | | | | | |
| OTHEXPA | 306 | K | K_OE-020a | N | 8 | | Federal |
| OTHEXPB | 307 | K | K_OE-020b | N | 8 | | State |
| OTHEXPC | 308 | K | K_OE-020c | N | 8 | | Other |
| OTHEXPD | 309 | K | K_OE-020d | N | 8 | | Total |
| Source of Financial assistance to libraries and library cooperatives expenditures—Individual public libraries | | | | | | | |
| AIDIPLA | 270 | K | K_FA-010a | N | 8 | | Federal |
| AIDIPLB | 271 | K | K_FA-010b | N | 8 | | State |
| AIDIPLC | 272 | K | K_FA-010c | N | 8 | | Other |
| AIDIPLD | 273 | K | K_FA-010d | N | 8 | | Total |
| Source of Financial assistance to libraries and library cooperatives expenditures—Library cooperatives serving public libraries only | | | | | | | |
| AIDPLSA | 274 | K | K_FA-020a | N | 8 | | Federal |
| AIDPLSB | 275 | K | K_FA-020b | N | 8 | | State |
| AIDPLSC | 276 | K | K_FA-020c | N | 8 | | Other |
| AIDPLSD | 277 | K | K_FA-020d | N | 8 | | Total |

Data Type: N = numeric; C = character.

† Not applicable because element is a calculated variable.

| Variable Name | Position | Survey Part | Data Item | Data Type | Field Length | SAS Format | Description |
|--|----------|-------------|-----------|-----------|--------------|------------|-------------|
| Part K: Expenditures (continued) | | | | | | | |
| Source of Financial assistance to libraries and library cooperatives expenditures—Other individual libraries | | | | | | | |
| AIDOILA | 278 | K | K_FA-030a | N | 8 | | Federal |
| AIDOILB | 279 | K | K_FA-030b | N | 8 | | State |
| AIDOILC | 280 | K | K_FA-030c | N | 8 | | Other |
| AIDOILD | 281 | K | K_FA-030d | N | 8 | | Total |
| Source of Financial assistance to libraries and library cooperatives expenditures—Library cooperatives serving more than one type of library | | | | | | | |
| AIDMLSA | 282 | K | K_FA-040a | N | 8 | | Federal |
| AIDMLSB | 283 | K | K_FA-040b | N | 8 | | State |
| AIDMLSC | 284 | K | K_FA-040c | N | 8 | | Other |
| AIDMLSD | 285 | K | K_FA-040d | N | 8 | | Total |
| Source of Financial assistance to libraries and library cooperatives expenditures—Single agency or library providing statewide service | | | | | | | |
| AIDSALA | 286 | K | K_FA-050a | N | 8 | | Federal |
| AIDSALB | 287 | K | K_FA-050b | N | 8 | | State |
| AIDSALC | 288 | K | K_FA-050c | N | 8 | | Other |
| AIDSALD | 289 | K | K_FA-050d | N | 8 | | Total |
| Source of Financial assistance to libraries and library cooperatives expenditures—Library construction | | | | | | | |
| AIDLCA | 290 | K | K_FA-060a | N | 8 | | Federal |
| AIDLCB | 291 | K | K_FA-060b | N | 8 | | State |
| AIDLCC | 292 | K | K_FA-060c | N | 8 | | Other |
| AIDLCD | 293 | K | K_FA-060d | N | 8 | | Total |
| Source of Financial assistance to libraries and library cooperatives expenditures—Other assistance | | | | | | | |
| AIDOTHA | 294 | K | K_FA-070a | N | 8 | | Federal |
| AIDOTHB | 295 | K | K_FA-070b | N | 8 | | State |
| AIDOTHC | 296 | K | K_FA-070c | N | 8 | | Other |
| AIDOTHD | 297 | K | K_FA-070d | N | 8 | | Total |

Data Type: N = numeric; C = character.

† Not applicable because element is a calculated variable.

| Variable Name | Position | Survey Part | Data Item | Data Type | Field Length | SAS Format | Description |
|--|----------|-------------|-----------|-----------|--------------|------------|---|
| Part K: Expenditures (continued) | | | | | | | |
| Source of Financial assistance to libraries and library cooperatives expenditures—Total financial assistance | | | | | | | |
| TOTAIDA | 298 | K | K_FA-080a | N | 8 | | Federal |
| TOTAIDB | 299 | K | K_FA-080b | N | 8 | | State |
| TOTAIDC | 300 | K | K_FA-080c | N | 8 | | Other |
| TOTAIDD | 301 | K | K_FA-080d | N | 8 | | Total |
| Source of Total expenditures | | | | | | | |
| TOTEXPA | 310 | K | K_TE-010a | N | 8 | | Federal |
| TOTEXPB | 311 | K | K_TE-010b | N | 8 | | State |
| TOTEXPC | 312 | K | K_TE-010c | N | 8 | | Other |
| TOTEXPD | 313 | K | K_TE-010d | N | 8 | | Total |
| Part L: LSTA State Program Expenditures | | | | | | | |
| LSTA State Program expenditures, by type | | | | | | | |
| SWEXPT | 314 | L | L-010 | N | 8 | | Statewide services |
| GREXPT | 315 | L | L-020 | N | 8 | | Grants |
| ADMEXPT | 316 | L | L-030 | N | 8 | | LSTA administration |
| TOTEXPT | 317 | L | L-040 | N | 8 | | Total LSTA Expenditures |
| Part M: Electronic Services and Information | | | | | | | |
| Electronic networking functions funded or facilitated at state level by SLAA (Y—Yes; N—No) | | | | | | | |
| ELECPLAN | 318 | M | M-010 | C | 1 | YN | Electronic network planning or monitoring |
| ELECOPER | 319 | M | M-020 | C | 1 | YN | Electronic network operation |
| ELECBIBL | 320 | M | M-030 | C | 1 | YN | Bibliographic databases |
| ELECTEXT | 321 | M | M-040 | C | 1 | YN | Full text or data files |

Data Type: N = numeric; C = character.

† Not applicable because element is a calculated variable.

| Variable Name | Position | Survey Part | Data Item | Data Type | Field Length | SAS Format | Description |
|---|----------|-------------|-----------|-----------|--------------|------------|--|
| Part M: Electronic Services and Information (continued) | | | | | | | |
| Digitization or digital programs or services funded or facilitated by the SLAA in the following instances: (Y—Yes; N—No) | | | | | | | |
| DIG_STLA | 322 | M | M-050 | C | 1 | YN | Digitization or digital programs or services—For the SLAA |
| DIG_AG | 323 | M | M-060 | C | 1 | YN | Via grants or contracts to other state agencies |
| DIG_LIB | 324 | M | M-070 | C | 1 | YN | Via grants or contracts to other libraries or library cooperatives |
| Library access to the Internet funded or facilitated by the SLAA in the following ways: (Y—Yes; N—No) Training or consulting to facilitate access | | | | | | | |
| NETTRSTF | 325 | M | M-080 | C | 1 | YN | Library staff (state and local) |
| NETTRCUS | 326 | M | M-090 | C | 1 | YN | State library end-users |
| NETSUB | 327 | M | M-100 | C | 1 | YN | Direct funding |
| NETEQUIP | 328 | M | M-110 | C | 1 | YN | Providing equipment |
| NETMOUNT | 329 | M | M-120 | C | 1 | YN | Providing access to directories, databases, online catalogs via the Internet |
| NETGOPH | 330 | M | M-130 | C | 1 | YN | Managing a website, file server, bulletin boards, or electronic mailing lists |
| Internet workstations available to the general public | | | | | | | |
| PAGIW_LO | 331 | M | M-140 | N | 8 | | Library-owned public access graphical Internet workstations (includes computers leased by the SLAA) |
| PAIW_OTH | 332 | M | M-150 | N | 8 | | All other public-access Internet workstations (includes non-library computers placed in the library by other agencies or groups) (includes non-graphical workstations) |
| SLAA expenditures for statewide database licensing, by source | | | | | | | |
| SWDBLICA | 333 | M | M-160a | N | 8 | | Federal |
| SWDBLICB | 334 | M | M-160b | N | 8 | | State |
| SWDBLICC | 335 | M | M-160c | N | 8 | | Other |
| SWDBLICD | 336 | M | M-160d | N | 8 | | Total |

Data Type: N = numeric; C = character.

† Not applicable because element is a calculated variable.

| Variable Name | Position | Survey Part | Data Item | Data Type | Field Length | SAS Format | Description |
|--|----------|-------------|-----------|-----------|--------------|------------|--|
| Part M: Electronic Services and Information (continued) | | | | | | | |
| Statewide database licenses paid for by expenditures reported in items 224-230 include access for the following: (Y—Yes; N—No) | | | | | | | |
| PUBSWDBL | 337 | M | M-170 | C | 1 | YN | Public libraries |
| ACSWDBL | 338 | M | M-180 | C | 1 | YN | Academic libraries |
| SCHSWDBL | 339 | M | M-190 | C | 1 | YN | School libraries |
| SPCSWDBL | 340 | M | M-200 | C | 1 | YN | Special libraries |
| LCSWDBL | 341 | M | M-210 | C | 1 | YN | Library cooperatives |
| OTHSWDBL | 342 | M | M-220 | C | 1 | YN | Other state agencies |
| REMOTEAC | 343 | M | M-230 | C | 1 | YN | Remote users |
| SLAA facilitates or subsidizes electronic access to the bibliographic records or holdings of other libraries in the state via: (Y—Yes; N—No) | | | | | | | |
| ACCWBCAT | 344 | M | M-240 | C | 1 | YN | Access to holdings of other libraries in the state—Web-based union catalog |
| ACCOTH | 345 | M | M-250 | C | 1 | YN | Access to holdings of other libraries in the state—Other |
| OTHACCSP | 346 | M | M-260 | C | 100 | SKIP | Other type of electronic access, specified |
| E-rate discount program: (Y—Yes; N—No) | | | | | | | |
| ERATEAPP | 347 | M | M-270 | C | 1 | YN | SLAA is applicant for e-rate discount program |
| Administration of library system support | | | | | | | |
| ADMLIBSYSA | 348 | D | D_SV-080a | C | 1 | CDN | Public |
| ADMLIBSYSB | 349 | D | D_SV-080b | C | 1 | CDN | Academic |
| ADMLIBSYSC | 350 | D | D_SV-080c | C | 1 | CDN | School |
| ADMLIBSYSD | 351 | D | D_SV-080d | C | 1 | CDN | Special |
| ADMLIBSYSE | 352 | D | D_SV-080e | C | 1 | CDN | Library cooperatives |

Data Type: N = numeric; C = character.

† Not applicable because element is a calculated variable.

| Variable Name | Position | Survey Part | Data Item | Data Type | Field Length | SAS Format | Description |
|---|----------|-------------|-----------|-----------|--------------|------------|---|
| Part D: Services to Libraries—Additional Variables | | | | | | | |
| Involvement in the acquisition of other federal program funds | | | | | | | |
| ACQFEDPGA | 353 | D | D_CI-060a | C | 1 | CDN | Public |
| ACQFEDPGB | 354 | D | D_CI-060b | C | 1 | CDN | Academic |
| ACQFEDPGC | 355 | D | D_CI-060c | C | 1 | CDN | School |
| ACQFEDPGD | 356 | D | D_CI-060d | C | 1 | CDN | Special |
| ACQFEDPGE | 357 | D | D_CI-060e | C | 1 | CDN | Library cooperatives |
| Universal service program | | | | | | | |
| STRESSHA | 358 | D | D_CI-050a | C | 1 | CDN | Public |
| STRESSHB | 359 | D | D_CI-050b | C | 1 | CDN | Academic |
| STRESSHC | 360 | D | D_CI-050c | C | 1 | CDN | School |
| STRESSHD | 361 | D | D_CI-050d | C | 1 | CDN | Special |
| STRESSHE | 362 | D | D_CI-050e | C | 1 | CDN | Library cooperatives |
| Administration of LSTA grants | | | | | | | |
| LSTASTGRA | 363 | D | D_SV-090a | C | 1 | CDN | LSTA state prog grants—public |
| LSTASTGRB | 364 | D | D_SV-090b | C | 1 | CDN | LSTA state prog grants—academic |
| LSTASTGRC | 365 | D | D_SV-090c | C | 1 | CDN | LSTA state prog grants—school |
| LSTASTGRD | 366 | D | D_SV-090d | C | 1 | CDN | LSTA state prog grants—special |
| LSTASTGRE | 367 | D | D_SV-090e | C | 1 | CDN | LSTA state prog grants—library cooperatives |
| LSTASTSVA | 368 | D | D_SV-100a | C | 1 | CDN | LSTA statewide serv—public |
| LSTASTSVB | 369 | D | D_SV-100b | C | 1 | CDN | LSTA statewide serv—academic |
| LSTASTSVC | 370 | D | D_SV-100c | C | 1 | CDN | LSTA statewide serv—school |
| LSTASTSVD | 371 | D | D_SV-100d | C | 1 | CDN | LSTA statewide serv—special |
| LSTASTSVE | 372 | D | D_SV-100e | C | 1 | CDN | LSTA statewide serv—library cooperatives |

Data Type: N = numeric; C = character.

† Not applicable because element is a calculated variable.

| Variable Name | Position | Survey Part | Data Item | Data Type | Field Length | SAS Format | Description |
|--|----------|-------------|-----------|-----------|--------------|------------|---|
| Additional Calculated Variables | | | | | | | |
| POPU_ST | 373 | † | † | N | 8 | | 2016 Census population data by state as of December 2018. (Source: U.S. Census Bureau, 2018.) |
| ADMINGROUP | 374 | † | † | C | 40 | | Administrative Structure Group |
| OBereg | 375 | † | † | C | 12 | OBereg | Bureau of Economic Analysis Code 1—New England 2—Mid-East 3—Great Lakes 4—Plains 5—Southeast 6—Southwest 7—Rocky Mountains 8—Far West |
| RSTATUS | 376 | † | † | C | 12 | RSTATUS | Reporting Status 1—Respondent, with no imputed data 2—Respondent, with both reported and imputed data |

Data Type: N = numeric; C = character.

† Not applicable because element is a calculated variable.

Appendix B – Legislative Authorization

IMLS collects these data as authorized by its congressional mandate, the Museum and Library Services Act of 2018, as stated in 20 U.S.C. § 9108 (Policy research, data collection, analysis and modeling, evaluation, and dissemination):

(a) In general

The Director shall regularly support and conduct, as appropriate, policy research, data collection, analysis and modeling, evaluation, and dissemination of information to extend and improve the Nation’s museum, library, and information services.

(b) Objectives

The objectives of the policy research, data collection, analysis and modeling, evaluation, and dissemination of information carried out under this section include the following:

- (1) To enhance and expand the capacity of museums, libraries, and information services to anticipate, respond to, and meet the evolving needs of communities and the public, including by identifying trends and developments that may impact the need for and delivery of services.
- (2) To provide information and data on the role, value, and impact of museum, library, and information resources, including the identification of trends and potential gaps in the availability and use of museum and library services by their communities and the public.
- (3) To measure the effectiveness of museums, libraries, and information services throughout the United States, including the impact of Federal programs authorized under this Act.
- (4) To identify indicators and outcomes that can be used to create enhancements to the efficiency and efficacy of museum, library, and information services.
- (5) To promote advancement and growth in museum, library, and information services through sharing of best practices and effective strategies in order to better serve the people of the United States.
- (6) To facilitate planning for, and building of, institutional capacity in order to improve—
(A) museum, library, and information services at the national, State, local, and regional levels; and
(B) international communications and cooperative networks.
- (7) To support and enhance collaborative professional networks and consortia that use shared, meaningful, and actionable data analysis and modeling to advance museum, library, and information services and address community needs.

(c) Authority to contract and enter into other arrangements

The Director is authorized to enter into grants, contracts, cooperative agreements, and other arrangements with Federal agencies, public and private organizations, and other entities with expertise the Director determines appropriate, to further the objectives described in subsection (b) and to carry out the responsibilities under subsection (f).

(d) Consultation and Public Engagement

In carrying out subsection (a) and in furtherance of the objectives described in subsection (b), the Director—

- (1) shall conduct ongoing collaboration (as determined appropriate by the Director) and consult with—
 - (A) State library administrative agencies; and
 - (B) National, State, tribal, and regional museum and library organizations; and
- (2) may also collaborate or consult with—
 - (A) cooperative networks of geographic- or discipline-based museums and libraries; and
 - (B) Other applicable agencies, organizations (including international organizations), entities (including entities with expertise in the fields of data collection, analysis and modeling, and evaluation), and community stakeholders.

(e) Assistance to museums and libraries

The Director shall provide technical support and assistance (and other resources, to the extent practicable) to ensure consistency in data reporting and help the museum and library fields with meeting the objectives of this section.

(f) Dissemination

- (1) In general—
- (2) Each year, the Director shall widely disseminate, as appropriate to further the objectives described in subsection (b)—
 - (A) the results, data, reports, findings, studies, surveys, and other information obtained under this section;
 - (B) the means and approaches by which the objectives described in subsection (b) were accomplished; and
 - (C) information regarding the manner and extent to which collaboration and consultation were conducted, as required by subsection (d).

(3) Formats to be used—

The information described in paragraph (1) shall be shared in formats that facilitate access and ease of use and are searchable.

(g) Authorization of appropriations

(1) In general

There are authorized to be appropriated to carry out this section \$3,500,000 for each of the fiscal years 2020 through 2025.

(2) Availability of funds

Sums appropriated under paragraph (1) for any fiscal year shall remain available for obligation until expended.

Appendix C – SLAA Survey Questionnaire and Instructions, FY 2018

The State Library Administrative Agencies Survey (SLAA) FY 2018 data collection tool is approved by the Office of Management and Budget (OMB) under the OMB package number 3137-0072. This OMB number will expire on January 31, 2020.

Part A: State Library Administrative Agency Identification

A-010 SLAA Name_____

Physical location address:

A-020 Street_____

A-030 City_____

A-040 State_____

A-050 ZIP_____

A-060 ZIP+4_____

Mailing Address:

A-070 Street_____

A-080 City_____

A-090 State_____

A-100 ZIP_____

A-110 ZIP+4_____

A-120 Web address http://_____

Chief Officer of State Library Administrative Agency:

A-130 Name_____

A-140 Title_____

A-150 Telephone_____

A-160 Fax_____

A-170 Email address _____

Survey Respondent:

A-180 Name_____

A-190 Title_____

A-200 Telephone_____

A-210 Fax_____

A-220 (021) Email address_____

Reporting Period, Report data for State fiscal year 2017-2018 (except parts B&I)

A-230 FY Starting date (mm/dd/yyyy)_____

A-240 FY Ending date (mm/dd/yyyy)_____

Part B: Governance

- 1. What is the SLAA's location in State government as of October 1, 2018? Specify either the legislative or executive branch. If the SLAA is located in the Executive branch, specify whether the SLAA is an independent agency or part of a larger agency.**

Branch of government:

B-010 _ Legislative branch – Skip to question 2.

_ Executive branch – Provide information in A or B, as appropriate:

- A. Independent agency (i.e., not part of a cabinet-level agency)—Specify to whom the Agency reports:**

B-020 _ Governor – Skip to question 2.

_ Board/commission – Specify selection method:

B-030 _ Appointed by Governor

B-040 _ Appointed by other official

- B. Part of larger agency—Specify:**

B-050 _ Department of education

_ Department of cultural resources

_ Department of State

_ Other agency

_ Specify:

B-060 _____

If you specified B-050 above, does your SLAA have a board or commission?

B-070 _ Yes _ Specify the Board/commission selection method:

B-080 _ Appointed by Governor

B-090 _ Appointed by other official

_ No

Part C: Allied Operations, State Resource or Reference/Information Service Center, and State Center for the Book

2. Are any of the following allied operations combined with the SLAA? Select applicable items. Specify Yes or No for each item. Do not report Library for the Blind and Physically Handicapped or State Center for the Book, or a contract with another library or other entity to provide a service on behalf of the SLAA.

- C-010 _ Yes _ No State archives
- C-020 _ Yes _ No Primary State legislative research organization
- C-030 _ Yes _ No State history museum/art gallery
- C-040 _ Yes _ No State records management service
- C-050 _ Yes _ No Other allied operation
- Specify C-060 _____

3. Does the SLAA contract with a local public library or academic library to serve as a State resource center or reference/information service center? Specify Yes or No.

C-070 _ Yes _ No

4. Does the SLAA host or provide any funding to a State Center for the Book? Specify Yes or No.

C-080 _ Yes _ No

Part D: Services to Libraries and Library Cooperatives

5. Which of the following services are provided directly or by contract by the SLAA to libraries or library cooperatives? Specify Directly, Contract, or Not Provided for each service, for each type of library and library cooperatives.

Note: A Library Cooperative may serve single-type or multi-type libraries. Services provided directly by the SLAA are those provided without any intermediary by the SLAA to libraries or library cooperatives. Services provided by contract by the SLAA are those provided by a third party or intermediary under legal contract to the SLAA.

Services to Libraries and Library Cooperatives

| Line Item | Types of Services | Type of Library | | | | |
|-----------|--|-----------------|--------------|------------|-------------|--------------------------|
| | | Public (a) | Academic (b) | School (c) | Special (d) | Library Cooperatives (e) |
| D_SV-010 | Accreditation of libraries | | | | | |
| D_SV-020 | Administration of State aid | | | | | |
| D_SV-030 | Certification of librarian | | | | | |
| D_SV-040 | Collection of library statistics | | | | | |
| D_SV-050 | Consulting services | | | | | |
| D_SV-060 | Library legislation preparation/review | | | | | |
| D_SV-070 | State standards/guidelines | | | | | |
| D_SV-080 | Administration of library system support | | | | | |
| D_SV-090 | LSTA State program grants | | | | | |
| D_SV-100 | LSTA statewide services | | | | | |

Operational Assistance

| Line Item | Types of Services | Public (a) | Academic (b) | School (c) | Special (d) | Library Cooperatives (e) |
|-----------|---|------------|--------------|------------|-------------|--------------------------|
| D_OA-010 | Cooperative purchasing of library materials | | | | | |
| D_OA-020 | Interlibrary loan referral services | | | | | |
| D_OA-030 | Reference referral services | | | | | |

Coordination/Integration

| Line Item | Types of Services | Public (a) | Academic (b) | School (c) | Special (d) | Library Cooperatives (e) |
|-----------|---|------------|--------------|------------|-------------|--------------------------|
| D_CI-010 | Statewide coordinated digital program or service | | | | | |
| D_CI-020 | Statewide public relations/library promotion campaigns | | | | | |
| D_CI-030 | Statewide virtual reference service | | | | | |
| D_CI-040 | Universal Service Program (review and approval of technology plans) | | | | | |
| D_CI-050 | Statewide resource sharing | | | | | |
| D_CI-060 | Involvement in the acquisition of other federal program funds | | | | | |

Program Assistance

| Line Item | Types of Services | Public (a) | Academic (b) | School (c) | Special (d) | Library Cooperatives (e) |
|-----------|--------------------------------------|------------|--------------|------------|-------------|--------------------------|
| D_PA-010 | Continuing education programs | | | | | |
| D_PA-020 | Library planning/evaluation/research | | | | | |
| D_PA-030 | Literacy programs | | | | | |
| D_PA-040 | Preservation/conservation services | | | | | |
| D_PA-050 | Summer reading programs | | | | | |
| D_PA-060 | Statewide reading programs | | | | | |

Follow-up Questions

D_SV-050.1 Which of the following consulting services do you provide? Please answer each of the questions below by selecting one of the choices provided.

| Line Item | Consulting Service | | | |
|--------------|---|-------------------------------|--------------------------|----------------------------------|
| D_SV-050.1.1 | Construction | <input type="radio"/> yes | <input type="radio"/> no | <input type="radio"/> don't know |
| D_SV-050.1.2 | Library management/organizational development | <input type="radio"/> yes | <input type="radio"/> no | <input type="radio"/> don't know |
| D_SV-050.1.3 | Continuing Education | <input type="radio"/> yes | <input type="radio"/> no | <input type="radio"/> don't know |
| D_SV-050.1.4 | Technology/Connectivity | <input type="radio"/> yes | <input type="radio"/> no | <input type="radio"/> don't know |
| D_SV-050.1.5 | Marketing/Communications | <input type="radio"/> yes | <input type="radio"/> no | <input type="radio"/> don't know |
| D_SV-050.1.6 | E-Rate | <input type="radio"/> yes | <input type="radio"/> no | <input type="radio"/> don't know |
| D_SV-050.1.7 | Adult literacy | <input type="radio"/> yes | <input type="radio"/> no | <input type="radio"/> don't know |
| D_SV-050.1.8 | Youth services | <input type="radio"/> yes | <input type="radio"/> no | <input type="radio"/> don't know |
| D_SV-050.1.9 | D_SV-050.1.10 Other: _____ | Write in (250 characters max) | | |

D_CI-060.1 Which federal agencies other than IMLS do you apply for funding from? Please answer each of the questions below by selecting one of the choices provided.

| Line Item | Federal Agency | | | |
|--------------|---|-------------------------------|--------------------------|----------------------------------|
| D_CI-060.1.1 | Department of Education | <input type="radio"/> yes | <input type="radio"/> no | <input type="radio"/> don't know |
| D_CI-060.1.2 | Department of Agriculture | <input type="radio"/> yes | <input type="radio"/> no | <input type="radio"/> don't know |
| D_CI-060.1.3 | Federal Communication Commission/ Universal Service Administrative Company | <input type="radio"/> yes | <input type="radio"/> no | <input type="radio"/> don't know |
| D_CI-060.1.4 | Department of Labor | <input type="radio"/> yes | <input type="radio"/> no | <input type="radio"/> don't know |
| D_CI-060.1.5 | D_CI-060.1.6 Other _____ | Write in (250 characters max) | | |

D_PA-030.1 Which of the following types of literacy programs do you support? Please answer each of the questions below by selecting one of the choices provided.

| Line Item | Type of Literacy Programs | | | |
|--------------|-----------------------------------|---------------------------|--------------------------|----------------------------------|
| D_PA-030.1.1 | Language literacy | <input type="radio"/> yes | <input type="radio"/> no | <input type="radio"/> don't know |
| D_PA-030.1.2 | Numerical literacy | <input type="radio"/> yes | <input type="radio"/> no | <input type="radio"/> don't know |
| D_PA-030.1.3 | Information literacy | <input type="radio"/> yes | <input type="radio"/> no | <input type="radio"/> don't know |
| D_PA-030.1.4 | Digital literacy | <input type="radio"/> yes | <input type="radio"/> no | <input type="radio"/> don't know |
| D_PA-030.1.5 | Financial literacy | <input type="radio"/> yes | <input type="radio"/> no | <input type="radio"/> don't know |
| D_PA-030.1.6 | Health literacy | <input type="radio"/> yes | <input type="radio"/> no | <input type="radio"/> don't know |
| D_PA-030.1.7 | Family/Intergenerational literacy | <input type="radio"/> yes | <input type="radio"/> no | <input type="radio"/> don't know |

D_PA-060.1 Do you support the following statewide reading programs for target populations listed below? Please mark those that apply.

| Line Item | Type of Statewide Reading Programs | | | |
|--------------|--|---------------------------|--------------------------|----------------------------------|
| D_PA-060.1.1 | Early Childhood/Preschool (0-5 years old) | <input type="radio"/> yes | <input type="radio"/> no | <input type="radio"/> don't know |
| D_PA-060.1.2 | Middle Childhood (6-12 years old) | <input type="radio"/> yes | <input type="radio"/> no | <input type="radio"/> don't know |
| D_PA-060.1.3 | Young Adults/High School (13-18 years old) | <input type="radio"/> yes | <input type="radio"/> no | <input type="radio"/> don't know |
| D_PA-060.1.4 | Adults (19-65 years old) | <input type="radio"/> yes | <input type="radio"/> no | <input type="radio"/> don't know |
| D_PA-060.1.5 | Older Adults (65+ years old) | <input type="radio"/> yes | <input type="radio"/> no | <input type="radio"/> don't know |

Part E: Public Service Hours, Outlets, and User Groups

6. Enter the total hours open in a typical week for ALL SLAA outlets, regardless of whom they serve. Do not report an allied operations outlet as an SLAA outlet. Example: If the SLAA has a main outlet with no bookmobile or other outlets and is open for public service 40 hours in a typical week, report 40 hours. If the SLAA has a main outlet, a bookmobile, and two other outlets open 40, 20, 35, and 35 hours respectively, in a typical week, report 130 hours (40 + 20 + 35 + 35 = 130 hours per typical week).

| Line Item | Hours | Number |
|-----------|---|--------|
| E-010 | Total hours/weeks (all SLAA outlets, regardless of whom they serve) | |

7. Enter the total hours that the main or central SLAA outlet is open in a typical week to serve the general public or State government employees, by the following categories. Only one outlet may be designated as the main or central outlet.

| Line Item | Hours | Number |
|-----------|--|--------|
| E-020 | Total hours/week (main or central outlet) | |
| E-030 | Monday-Friday after 5:00 p.m. (main or central outlet) | |
| E-040 | Saturday and Sunday (main or central outlet) | |

8. Enter the total number of SLAA outlets by type, regardless of whom they serve. Only one outlet may be designated as the main or central outlet. Do not report an allied operations outlet as an SLAA outlet.

E-050 Main or central outlet _____

E-060 Other outlets, excluding bookmobiles _____

E-070 Bookmobiles _____

E-080 TOTAL OUTLETS _____

9. Enter the number of SLAA outlets that serve the following user groups, in whole or in part, by type of outlet.

| Line Item | User Groups | Main or Central outlet (a) | Other outlets, excluding bookmobiles (b) | Bookmobiles (c) | TOTAL OUTLETS (d) |
|-----------|--|----------------------------|--|-----------------|-------------------|
| E-090 | Blind/physically handicapped individuals | | | | |
| E-100 | Residents of State correctional institutions | | | | |
| E-110 | Residents of other State institutions | | | | |
| E-120 | State government employees (executive, legislative, or judicial) | | | | |
| E-130 | General public | | | | |

Part F: Collections

10. Enter the total number of volumes or physical units in the following selected formats in all SLAA outlets (main or central, bookmobiles, and other outlets) that serve the general public and/or State government employees.

| Line Item | Selected Formats | Number |
|-----------|---|--------|
| F-010 | Book and serial volumes (exclude microforms) (exclude collections of braille books owned by the National Library Service for the Blind and Physically Handicapped, Library of Congress) | |
| F-020 | Audio materials (exclude collections of talking books owned by the National Library Service for the Blind and Physically Handicapped, Library of Congress) | |
| F-030 | Video materials | |
| F-040 | Current serial subscriptions (titles, not individual issues) (include print subscriptions only) (exclude microform, electronic, and digital subscriptions) | |
| F-050 | Government documents (include only government documents not accessible through the library catalog and not reported elsewhere) | |

11. Is the SLAA designated as a Federal or State depository library for government documents? Specify Yes or No for each item.

F-060 _ Yes _ No State depository library

F-070 _ Yes _ No Federal depository library — Specify Yes or No for each item:

 F-080 _ Yes _ No Regional

 F-090 _ Yes _ No Selective

Part G: Library Service Transactions

12. Enter ANNUAL totals for the following types of service transactions in all SLAA outlets (main or central, bookmobiles, and other outlets) that serve the general public and/or State government employees.

| Line Item | Service Transactions | Number |
|-----------|--|--------|
| G-010 | Circulation (Exclude items checked out to another library) | |
| | Interlibrary loan/document delivery: | |
| G-020 | Provided to other libraries | |
| G-030 | Received from other libraries and document delivery services | |
| G-040 | Reference transactions | |
| G-050 | Library visits | |

Part H: Library Development Transactions

13. Enter ANNUAL totals for the following types of library development transactions of the SLAA.

| Line Item | Library Development Transactions | Number |
|-----------|---|--------|
| H-010 | LSTA and State grants: Grants awarded | |
| H-020 | Continuing education programs: Number of events | |
| H-030 | Total attendance at events | |

Part I: Staff

14. Enter total number of SLAA staff in FTEs (full-time equivalents) (to two decimal places), by type of service. Report all staff on the payroll as of October 1, 2018, and unfilled but budgeted positions. Note: Forty hours per week is the measure of full-time employment for this survey. FTEs (full-time equivalents) of employees in any category may be computed by taking the number of hours worked per week by all employees in that category and dividing it by 40. Report staff based on the SLAA organization chart. A given position (e.g., State Data Coordinator) may be part of administration in one agency, library development in another, and library services in another agency. If an employee provides more than one service, allocate the FTE among appropriate categories.

| Type of Service | | ALA MLS Librarian (a) | Non ALA-MLS Librarians and Non MLS Librarians (b) | Other (Professional and Non-Professional Staff) (c) | Total Staff (d) | Prior-Year Total |
|-----------------|---------------------|-----------------------|---|---|-----------------|------------------|
| I-010 | Administration | | | | | |
| I-020 | Library development | | | | | |
| I-030 | Library services | | | | | |
| I-040 | Other services | | | | | |
| I-050 | TOTAL STAFF | | | | | |

Part J: Revenue

15. Are all public library State funds administered by the SLAA? Specify Yes or No. Note: Answer this question based on State funds distributed to individual public libraries and library cooperatives serving public libraries only in State fiscal year 2018. If no State funds are reported in Part K in items K_FA-010(b) or K_FA-020(b), the answer should be No.

J-010 _ Yes _ No

16. Does the SLAA administer any State funds for the following types of libraries? Specify Yes or No. Note: Answer this question based on State funds distributed to libraries and library cooperatives in State fiscal year 2018. If no State funds are reported in Part K in items K_FA-010(b) to K_FA-050(b) or K_FA-070(b), the answer should be No.

J-020 _ Yes _ No Academic libraries
 J-030 _ Yes _ No School library media centers
 J-040 _ Yes _ No Special libraries
 J-050 _ Yes _ No Library cooperatives

17. Enter total SLAA revenue, by source and type of revenue. Exclude carryover funds. Include revenue for allied operations only if it is part of SLAA budget. Include all funds distributed to libraries and library cooperatives if the funds are administered by the SLAA. Specify other sources of federal revenue and the amount of funding received for each of the other sources.

| Line Item | Federal Revenue | Amount |
|----------------------|--|--------|
| J-070 | LSTA (Library Services and Technology Act) Grants to States Programs (Report the funds drawn down from the federal government from the LSTA Grants to States Program during State fiscal year 2018, whether drawn from one or more federal fiscal year allotments. Do not include IMLS Discretionary funds such as National Leadership Grants, Laura Bush 21st Century Librarian Program, or Sparks! Ignition—report these grants in item J-080 (Other Federal revenue). | |
| J-080 | Other Federal revenue: (If the SLAA received federal revenue other than LSTA Grants to States funds (e.g., National Endowment for the Humanities grants, National Historical Publications and Records Commission grants, LSTA National Leadership Grants, Laura Bush 21st Century Librarian grants, etc.), report that revenue in this item. If your State acts as the fiscal agent for a multi-State grant, report only the funds designated for your State.) | |
| J-080.1– J-080.10 | Specify program(s), title(s), and funding amount for each source of revenue if other federal revenue is reported in item J-080 . Program and Title: _____ | |
| J-090 | TOTAL FEDERAL REVENUE | |

| Line Item | State and Other Revenue | Amount |
|-----------|-------------------------|--------|
| J-100 | SLAA operation | |
| J-110 | State aid to libraries | |
| J-120 | Other State revenue | |
| J-130 | TOTAL STATE REVENUE | |
| J-140 | Other revenue | |
| J-150 | TOTAL REVENUE | |

Part K: Expenditures

18. Enter total SLAA expenditures, by source of revenue and type of expenditure. Include all LSTA expenditures. Include expenditures for allied operations only if the expenditures are from the SLAA budget. Include all funds distributed to libraries and library cooperatives if the funds are administered by the SLAA.

| Operating expenditures for SLAA and allied operations. Do not include funds distributed to libraries and library cooperatives in items K_AO-010 to K_AO-060 | | Amount by Source | | | |
|---|------------------------------|------------------|-----------|-----------|-----------|
| | | Federal (a) | State (b) | Other (c) | TOTAL (d) |
| K_AO-010 | Salaries and wages | | | | |
| K_AO-020 | Employee benefits | | | | |
| K_AO-030 | TOTAL STAFF EXPENDITURES | | | | |
| K_AO-040 | Collection expenditures | | | | |
| K_AO-050 | Other operating expenditures | | | | |
| K_AO-060 | TOTAL OPERATING EXPENDITURES | | | | |

| Other expenditures for SLAA and allied operations only | | Amount by Source | | | |
|--|--------------------|------------------|-----------|-----------|-----------|
| | | Federal (a) | State (b) | Other (c) | TOTAL (d) |
| K_OE-010 | Capital outlay | | | | |
| K_OE-020 | Other expenditures | | | | |
| K_OE-010 | Capital outlay | | | | |
| K_OE-020 | Other expenditures | | | | |

| Financial assistance to libraries and library cooperatives (Include all funds distributed to libraries and library cooperatives if the funds are administered by the SLAA) | | Amount by Source | | | |
|--|--|------------------|-----------|-----------|-----------|
| | | Federal (a) | State (b) | Other (c) | TOTAL (d) |
| K_FA-010 | Individual public libraries | | | | |
| K_FA-020 | Library cooperatives serving public libraries only | | | | |
| K_FA-030 | Other individual libraries | | | | |
| K_FA-040 | Library cooperatives serving more than one type of library | | | | |
| K_FA-050 | Single agency or library providing statewide service | | | | |
| K_FA-060 | Library construction | | | | |
| K_FA-070 | Other assistance | | | | |
| K_FA-080 | TOTAL FINANCIAL ASSISTANCE | | | | |
| K_TE-010 | TOTAL EXPENDITURES | | | | |

Part L: LSTA State Program Expenditures

19. Enter total SLAA State program expenditures, by type of expenditure. Report expenditures in one and only one category. These expenditures should also be reported in Part K.

| Line Item | Type of Expenditure | Amount |
|-----------|--|--------|
| L-010 | Statewide service (exclude sub-grants to single libraries or agencies providing statewide services) | |
| L-020 | Grants (include sub-grants to single libraries or agencies providing statewide services) | |
| L-030 | LSTA administration. Expenditures of LSTA funds for administrative costs in connection with programs and services carried out under this Act. Note: These are the costs associated with the SLAA's management, oversight, and administration of the IMLS LSTA Grants to States program and are costs that would be considered administrative costs and subject to the 4% cap. | |
| L-040 | TOTAL LSTA EXPENDITURES | |

Part M (a): Electronic Services and Information

20. Does the SLAA fund or facilitate any of the following electronic networking functions at the State level? Specify Yes or No for each item.

M-010 Yes No Electronic network planning or monitoring

M-020 Yes No Electronic network operation

Database development:

M-030 Yes No Bibliographic databases

M-040 Yes No Full text or data files

21. Does the SLAA fund or facilitate digitization or digital programs or services in any of the following instances? Specify Yes or No for each item.

M-050 Yes No for the SLAA itself

M-060 Yes No Via grant or contracts to other State agencies

M-070 Yes No Via grants or contracts to other libraries or library cooperatives

22. Does the SLAA fund or facilitate library access to the Internet in any of the following ways? Specify Yes or No for each item.

Training or consulting to facilitate access:

M-080 Yes No Library staff (State and local)

M-090 Yes No State library end users

M-100 Yes No Providing direct funding for Internet access

M-110 Yes No Providing equipment

M-120 Yes No Providing access to directories, database, or online catalogs via the Internet

M-130 Yes No Managing a Web site, file server, bulletin boards, or electronic mailing lists

23. Enter the number of workstations that are used for Internet access by the general public in all SLAA outlets that serve the public, by the following categories. Include terminals used by both the SLAA staff and the public. Exclude terminals that are for SLAA staff use only.

| Line Item | Internet Workstations Available to the General Public | Number |
|--------------|--|--------|
| M-140 | Library-owned public-access graphical workstations that connect to the Internet for a dedicated purpose (e.g., to access an OPAC or specific database, or to train the public) or multiple purposes. (For this count, the term "library-owned" includes computers leased by the State library agency.) | |
| M-150 | All other public access Internet workstations in the library. (Report non-library computers placed in the library by other agencies or groups. Report non-graphical workstations.) | |

Part M (b): Electronic Services and Information

24. How much does the SLAA expend for statewide database licensing, by source of revenue? These expenditures should also be reported in Part K.

| Line Item | Expenditure | Federal (a) | State (b) | Other (c) | TOTAL (d) |
|--------------|------------------------------|-------------|-----------|-----------|-----------|
| M-160 | Statewide-database licensing | | | | |

25. Do your statewide database licenses, paid for by funds reported in question 25, include access by the following? Specify Yes or No for each item.

- M-170** Yes No Public libraries
- M-180** Yes No Academic libraries
- M-190** Yes No School library media centers
- M-200** Yes No Special libraries
- M-210** Yes No Library cooperatives
- M-220** Yes No Other State agencies
- M-230** Yes No Remote users

26. Does the SLAA facilitate or subsidize electronic access to the bibliographic records or holdings of other libraries in the State in any of the following ways? Specify Yes or No for each item.

- M-240** Yes No Web-based union catalog (international, national, statewide, multistate, regional)
- M-250** Yes No Other type of electronic access
- M-260** Specify _____

27. Is the SLAA an applicant for the Universal Service (E-rate discount) Program? Specify Yes or No for each item.

Appendix D – Additional Post-Edit Processing Checks Performed

| Expenditures |
|---|
| $OEXPCOLD = OEXPCOLA + OEXPCOLB + OEXPCOLC$ |
| $OEXPOTHD = OEXPOTHA + OEXPOTHB + OEXPOTHC$ |
| $TOTOXSTD = TOTOXSTA + TOTOXSTB + TOTOXSTC$ |
| $CAPITALD = CAPITALA + CAPITALB + CAPITALC$ |
| $TOTAIDD = TOTAIDA + TOTAIDB + TOTAIDC$ |
| $OTHEXPD = OTHEXPA + OTHEXPB + OTHEXPC$ |
| $TOTEXPD = TOTEXPA + TOTEXPB + TOTEXPC$ (See note 1) |
| $OEXPSALD = OEXPSALA + OEXPSALB + OEXPSALC$ |
| $OEXPBEND = OEXPBENA + OEXPBENB + OEXPBENC$ |
| $TOTOXSTA = OEXPSALA + OEXPBENA$ |
| $TOTOXSTB = OEXPSALB + OEXPBENB$ |
| $TOTOXSTC = OEXPSALC + OEXPBENC$ |
| $TOTOXSTD = OEXPSALD + OEXPBEND$ |
| $TOTEXPA = OEXPCOLA + OEXPOTHA + TOTOXSTA + CAPITALA + TOTAIDA + OTHEXPA$ |
| $TOTEXPB = OEXPCOLB + OEXPOTHB + TOTOXSTB + CAPITALB + TOTAIDB + OTHEXPB$ |
| $TOTEXPC = OEXPCOLC + OEXPOTHC + TOTOXSTC + CAPITALC + TOTAIDC + OTHEXPC$ |
| $TOTEXPD = OEXPCOLD + OEXPOTHD + TOTOXSTD + CAPITALD + TOTAIDD + OTHEXPD$ |
| Revenue |
| $TOTAL_FI = LSTAINC + FIOTH + FIOTH1B + FIOTH2B + FIOTH3B$ |
| $TOTINCM = TOTAL_FI + TOTAL_SI + OTHINCM$ |
| Staff |
| $ADMIN = MADMIN + NADMIN + OADMIN$ |
| $LIBDEV = MLIBDEV + NLIBDEV + OLIBDEV$ |
| $LIBSERV = MLIBSERV + NLIBSERV + OLIBSERV$ |
| $OTHSERV + MOTHSERV + NOTHSERV + OOTHSERV$ |
| $TOTSTAF = MTOTSTAF + NTOTSTAF + OTOTSTAF$ |
| $NTOTSTAF = NADMIN + NLIBDEV + NLIBSERV + NOTHSERV$ |
| $OTOTSTAF = OADMIN + OLIBDEV + OLIBSERV + OOTHSERV$ |
| LSTA Expenditures |
| $TOTEXPT = SWEXPT + GREXPT + ADMEXPT$ |

Outlets

$$\text{TOTALOUT} = \text{MAINOUT} + \text{OTHEROUT} + \text{BKMOBILE}$$

$$\text{BPHOUTD} = \text{BPHOUTA} + \text{BPHOUTB} + \text{BPHOUTC}$$

$$\text{COROUTD} = \text{COROUTA} + \text{COROUTB} + \text{COROUTC}$$

$$\text{OTSTOUTD} = \text{OTSTOUTA} + \text{OTSTOUTB} + \text{OTSTOUTC}$$

$$\text{GVEMOUTD} = \text{GVEMOUTA} + \text{GVEMOUTB} + \text{GVEMOUTC}$$

$$\text{GPOUTD} = \text{GPOUTA} + \text{GPOUTB} + \text{GPOUTC}$$

Appendix E – Frequencies of Categorical Variables, Descriptive Statistics for Continuous Variables, and Imputation Flag Frequencies on the SLAA Data File

The tables in Appendix E present frequencies or descriptive statistics for all items on the survey. Most items had an item response rate of 100%, but three variables (G-050 “Library Visits, F-050 “Government Documents,” and G-040 “Reference Transactions”) had item response rates of 94%, 96%, and 98%, respectively. The missing data points were imputed for these three items using the growth rule. The data files include missing values declarations for any values such as “P–Skipped item (no response necessary).” However, the percentages included in Table E1 reflect inclusion of all cases and do not report “valid percentages” that would be produced given the missing values declarations.

Table E1—Frequencies of Categorical Variables

| Value | Frequency | Percent | Cumulative Frequency | Cumulative Percent |
|---|-----------|---------|----------------------|--------------------|
| FYSTART: FISCAL YEAR STARTING DATE | | | | |
| 4/1/2017 | 1 | 1.96 | 1 | 1.96 |
| 7/1/2017 | 46 | 90.20 | 47 | 92.16 |
| 9/1/2017 | 1 | 1.96 | 48 | 94.12 |
| 10/1/2017 | 3 | 5.88 | 51 | 100.00 |
| FYEND: FISCAL YEAR ENDING DATE | | | | |
| 3/31/2018 | 1 | 1.96 | 1 | 1.96 |
| 6/30/2018 | 46 | 90.20 | 47 | 92.16 |
| 8/31/2018 | 1 | 1.96 | 48 | 94.12 |
| 9/30/2018 | 3 | 5.88 | 51 | 100.00 |
| BRANCH: LOCATION IN STATE GOVERNMENT | | | | |
| E—Executive Branch | 49 | 96.08 | 49 | 96.08 |
| L—Legislative Branch | 2 | 3.92 | 51 | 100.00 |
| INDAGY: INDEPENDENT AGENCY IN THE EXECUTIVE BRANCH TO WHICH SLAA REPORTS | | | | |
| B—Board/commission | 14 | 27.45 | 14 | 27.45 |
| G—Governor | 3 | 5.88 | 17 | 33.33 |
| P—Skipped item (no response necessary) | 34 | 66.67 | 51 | 100.00 |
| APPBYGOV: Board/commission appointed by governor | | | | |
| N—No | 2 | 3.92 | 2 | 3.92 |
| Y—Yes | 12 | 23.53 | 14 | 27.45 |
| P—Skipped item (no response necessary) | 37 | 72.55 | 51 | 100.00 |

| Value | Frequency | Percent | Cumulative Frequency | Cumulative Percent |
|--|-----------|---------|----------------------|--------------------|
| APPBYOTH: Board/commission appointed by other official | | | | |
| N—No | 10 | 19.61 | 10 | 19.61 |
| Y—Yes | 4 | 7.84 | 14 | 27.45 |
| P—Skipped item (no response necessary) | 37 | 72.55 | 51 | 100.00 |
| LARGERAG: PART OF LARGER AGENCY IN EXECUTIVE BRANCH | | | | |
| C—Department of Cultural Resources | 4 | 7.84 | 4 | 7.84 |
| E—Department of Education | 12 | 23.53 | 16 | 31.37 |
| O—Other Agency | 11 | 21.57 | 27 | 52.94 |
| S—Department of State | 5 | 9.80 | 32 | 90.20 |
| P—Skipped item (no response necessary) | 19 | 37.25 | 51 | 100.00 |
| OTHAGSP: OTHER AGENCY, SPECIFIED | | | | |
| AGENCY OF ADMINISTRATION | 1 | 1.96 | 1 | 1.96 |
| DEPARTMENT OF ADMINISTRATION | 2 | 3.92 | 3 | 5.88 |
| DEPARTMENT OF ADMINISTRATION AND INFORM. | 1 | 1.96 | 4 | 7.84 |
| DEPARTMENT OF HERITAGE AND ARTS | 1 | 1.96 | 5 | 9.80 |
| EDUCATION AND WORKFORCE DEVELOPMENT | 1 | 1.96 | 6 | 11.76 |
| SECRETARY OF STATE | 1 | 1.96 | 7 | 13.73 |
| THOMAS EDISON STATE UNIVERSITY | 1 | 1.96 | 8 | 15.69 |
| UNIVERSITY SYSTEM OF GEORGIA | 1 | 1.96 | 9 | 17.65 |
| P—SKIPPED ITEM (NO RESPONSE NECESSARY) | 42 | 82.35 | 51 | 100.00 |
| PLA_BRCO: SLAA PART OF LARGER AGENCY IN THE EXECUTIVE BRANCH HAS BOARD/COMMISSION | | | | |
| N—No | 12 | 23.53 | 12 | 23.53 |
| Y—Yes | 20 | 39.22 | 32 | 62.75 |
| P—Skipped item (no response necessary) | 19 | 37.25 | 51 | 100.00 |
| PLA_GOV: Board/commission appointed by governor | | | | |
| N—No | 4 | 7.84 | 4 | 7.84 |
| Y—Yes | 16 | 31.37 | 20 | 39.22 |
| P—Skipped item (no response necessary) | 31 | 60.78 | 51 | 100.00 |
| PLD_OTH: Board/commission appointed by other official | | | | |
| N—No | 14 | 27.45 | 14 | 27.45 |
| Y—Yes | 6 | 11.76 | 20 | 39.22 |
| P—Skipped item (no response necessary) | 31 | 60.78 | 51 | 100.00 |
| STARCHIV: STATE ARCHIVES ARE COMBINED WITH SLAA | | | | |
| N—No | 41 | 80.39 | 41 | 80.39 |
| Y—Yes | 10 | 19.61 | 51 | 100.00 |
| STLEGREF: PRIMARY STATE LEGISLATIVE RESEARCH ORGANIZATION—ALLIED OPERATION | | | | |
| N—No | 48 | 94.12 | 48 | 94.12 |
| Y—Yes | 3 | 5.88 | 51 | 100.00 |

| Value | Frequency | Percent | Cumulative Frequency | Cumulative Percent |
|--|-----------|---------|----------------------|--------------------|
| STHSTMUS: STATE HISTORY MUSEUM/ART GALLERY—ALLIED OPERATION | | | | |
| N—No | 48 | 94.12 | 48 | 94.12 |
| Y—Yes | 3 | 5.88 | 51 | 100.00 |
| STRECMNG: STATE RECORDS MANAGEMENT SERVICE—ALLIED OPERATION | | | | |
| N—No | 42 | 82.35 | 42 | 82.35 |
| Y—Yes | 9 | 17.65 | 51 | 100.00 |
| OTHALLOP: OTHER ALLIED OPERATION—ALLIED OPERATION | | | | |
| N—No | 41 | 80.39 | 41 | 80.39 |
| Y—Yes | 10 | 19.61 | 51 | 100.00 |
| CERTLIBC: CERTIFICATION OF LIBRARIANS—ACADEMIC | | | | |
| D—Directly | 4 | 7.84 | 4 | 7.84 |
| N—Not provided | 47 | 92.16 | 51 | 100.00 |
| CERTLIBC: CERTIFICATION OF LIBRARIANS—SCHOOL | | | | |
| D—Directly | 4 | 7.84 | 4 | 7.84 |
| N—Not provided | 47 | 92.16 | 51 | 100.00 |
| CERTLIBD: CERTIFICATION OF LIBRARIANS—SPECIAL | | | | |
| D—Directly | 5 | 9.80 | 5 | 9.80 |
| N—Not provided | 46 | 90.20 | 51 | 100.00 |
| CERTLIBE: CERTIFICATION OF LIBRARIANS—LIBRARY COOPERATIVES | | | | |
| D—Directly | 9 | 17.65 | 9 | 17.65 |
| N—Not provided | 42 | 82.35 | 51 | 100.00 |
| COLLBSTA: COLLECTION OF LIBRARY STATISTICS—PUBLIC | | | | |
| D—Directly | 50 | 98.04 | 50 | 98.04 |
| N—Not provided | 1 | 1.96 | 51 | 100.00 |
| COLLBSTB: COLLECTION OF LIBRARY STATISTICS—ACADEMIC | | | | |
| D—Directly | 7 | 13.73 | 7 | 13.73 |
| N—Not provided | 44 | 86.27 | 51 | 100.00 |
| COLLBSTC: COLLECTION OF LIBRARY STATISTICS—SCHOOL | | | | |
| D—Directly | 6 | 11.76 | 6 | 11.76 |
| N—Not provided | 45 | 88.24 | 51 | 100.00 |
| COLLBSTD: COLLECTION OF LIBRARY STATISTICS—SPECIAL | | | | |
| D—Directly | 6 | 11.76 | 6 | 11.76 |
| N—Not provided | 45 | 88.24 | 51 | 100.00 |
| COLLBSTE: COLLECTION OF LIBRARY STATISTICS—LIBRARY COOPERATIVES | | | | |
| D—Directly | 19 | 37.25 | 19 | 37.25 |
| N—Not provided | 32 | 62.75 | 51 | 100.00 |
| CNSLTVA: CONSULTING SERVICES—PUBLIC | | | | |
| D—Directly | 49 | 96.08 | 49 | 96.08 |
| N—Not provided | 2 | 3.92 | 51 | 100.00 |

| Value | Frequency | Percent | Cumulative Frequency | Cumulative Percent |
|---|-----------|---------|----------------------|--------------------|
| CNSLTSVB: CONSULTING SERVICES—ACADEMIC | | | | |
| D—Directly | 27 | 52.94 | 27 | 52.94 |
| N—Not provided | 24 | 47.06 | 51 | 100.00 |
| CNSLTSVC: CONSULTING SERVICES—SCHOOL | | | | |
| D—Directly | 30 | 58.82 | 30 | 58.82 |
| N—Not provided | 21 | 41.18 | 51 | 100.00 |
| CNSLTSVC: CONSULTING SERVICES—SPECIAL | | | | |
| D—Directly | 29 | 56.86 | 29 | 56.86 |
| N—Not provided | 22 | 43.14 | 51 | 100.00 |
| CNSLTSVE: CONSULTING SERVICES—LIBRARY COOPERATIVES | | | | |
| D—Directly | 30 | 58.82 | 30 | 58.82 |
| N—Not provided | 21 | 41.18 | 51 | 100.00 |
| COOPPURA: COOPERATIVE PURCHASING OF LIBRARY MATERIALS—PUBLIC | | | | |
| C—Contract | 7 | 13.73 | 7 | 13.73 |
| D—Directly | 19 | 37.25 | 26 | 50.98 |
| N—Not provided | 25 | 49.02 | 51 | 100.00 |
| COOPPURB: COOPERATIVE PURCHASING OF LIBRARY MATERIALS—ACADEMIC | | | | |
| C—Contract | 7 | 13.73 | 7 | 13.73 |
| D—Directly | 10 | 19.61 | 17 | 33.33 |
| N—Not provided | 34 | 66.67 | 51 | 100.00 |
| COOPPURC: COOPERATIVE PURCHASING OF LIBRARY MATERIALS—SCHOOL | | | | |
| C—Contract | 7 | 13.73 | 7 | 13.73 |
| D—Directly | 10 | 19.61 | 17 | 33.33 |
| N—Not provided | 34 | 66.67 | 51 | 100.00 |
| COOPPURD: COOPERATIVE PURCHASING OF LIBRARY MATERIALS—SPECIAL | | | | |
| C—Contract | 6 | 11.76 | 6 | 11.76 |
| D—Directly | 10 | 19.61 | 16 | 31.37 |
| N—Not provided | 35 | 68.63 | 51 | 100.00 |
| COOPPURE: COOPERATIVE PURCHASING OF LIBRARY MATERIALS—LIBRARY COOPERATIVES | | | | |
| C—Contract | 6 | 11.76 | 6 | 11.76 |
| D—Directly | 7 | 13.73 | 13 | 25.49 |
| N—Not provided | 38 | 74.51 | 51 | 100.00 |
| ILLREFA: INTERLIBRARY LOAN REFERRAL SERVICES—PUBLIC | | | | |
| C—Contract | 5 | 9.80 | 5 | 9.80 |
| D—Directly | 37 | 72.55 | 42 | 82.35 |
| N—Not provided | 9 | 17.65 | 51 | 100.00 |

| Value | Frequency | Percent | Cumulative Frequency | Cumulative Percent |
|---|-----------|---------|----------------------|--------------------|
| ILLREFB: INTERLIBRARY LOAN REFERRAL SERVICES—ACADEMIC | | | | |
| C—Contract | 3 | 5.88 | 3 | 5.88 |
| D—Directly | 33 | 64.71 | 36 | 70.59 |
| N—Not provided | 15 | 29.41 | 51 | 100.00 |
| ILLREFC: INTERLIBRARY LOAN REFERRAL SERVICES—SCHOOL | | | | |
| C—Contract | 3 | 5.88 | 3 | 5.88 |
| D—Directly | 31 | 60.78 | 34 | 66.67 |
| N—Not provided | 17 | 33.33 | 51 | 100.00 |
| ILLREFD: INTERLIBRARY LOAN REFERRAL SERVICES—SPECIAL | | | | |
| C—Contract | 2 | 3.92 | 2 | 3.92 |
| D—Directly | 32 | 62.75 | 34 | 66.67 |
| N—Not provided | 17 | 33.33 | 51 | 100.00 |
| ILLREFE: INTERLIBRARY LOAN REFERRAL SERVICES—LIBRARY COOPERATIVES | | | | |
| C—Contract | 3 | 5.88 | 3 | 5.88 |
| D—Directly | 21 | 41.18 | 24 | 47.06 |
| N—Not provided | 27 | 52.94 | 51 | 100.00 |
| LIBLEGA: LIBRARY LEGISLATION PREPARATION/REVIEW—PUBLIC | | | | |
| D—Directly | 43 | 84.31 | 43 | 84.31 |
| N—Not provided | 8 | 15.69 | 51 | 100.00 |
| LIBLEGB: LIBRARY LEGISLATION PREPARATION/REVIEW—ACADEMIC | | | | |
| D—Directly | 19 | 37.25 | 19 | 37.25 |
| N—Not provided | 32 | 62.75 | 51 | 100.00 |
| LIBLEGC: LIBRARY LEGISLATION PREPARATION/REVIEW—SCHOOL | | | | |
| D—Directly | 20 | 39.22 | 20 | 39.22 |
| N—Not provided | 31 | 60.78 | 51 | 100.00 |
| LIBLEGD: LIBRARY LEGISLATION PREPARATION/REVIEW—SPECIAL | | | | |
| D—Directly | 17 | 33.33 | 17 | 33.33 |
| N—Not provided | 34 | 66.67 | 51 | 100.00 |
| LIBLEGE: LIBRARY LEGISLATION PREPARATION/REVIEW—LIBRARY COOPERATIVES | | | | |
| D—Directly | 24 | 47.06 | 24 | 47.06 |
| N—Not provided | 27 | 52.94 | 51 | 100.00 |
| REFREFA: REFERENCE REFERRAL SERVICES—PUBLIC | | | | |
| C—Contract | 4 | 7.84 | 4 | 7.84 |
| D—Directly | 38 | 74.51 | 42 | 82.35 |
| N—Not provided | 9 | 17.65 | 51 | 100.00 |
| REFREFB: REFERENCE REFERRAL SERVICES—ACADEMIC | | | | |
| C—Contract | 2 | 3.92 | 2 | 3.92 |
| D—Directly | 34 | 66.67 | 36 | 70.59 |
| N—Not provided | 15 | 29.41 | 51 | 100.00 |

| Value | Frequency | Percent | Cumulative Frequency | Cumulative Percent |
|--|-----------|---------|----------------------|--------------------|
| REFREFC: REFERENCE REFERRAL SERVICES—SCHOOL | | | | |
| C—Contract | 3 | 5.88 | 3 | 5.88 |
| D—Directly | 32 | 62.75 | 35 | 68.63 |
| N—Not provided | 16 | 31.37 | 51 | 100.00 |
| REFREFD: REFERENCE REFERRAL SERVICES—SPECIAL | | | | |
| C—Contract | 2 | 3.92 | 2 | 3.92 |
| D—Directly | 33 | 64.71 | 35 | 68.63 |
| N—Not provided | 16 | 31.37 | 51 | 100.00 |
| REFREFE: REFERENCE REFERRAL SERVICES—LIBRARY COOPERATIVES | | | | |
| C—Contract | 3 | 5.88 | 3 | 5.88 |
| D—Directly | 24 | 47.06 | 27 | 52.94 |
| N—Not provided | 24 | 47.06 | 51 | 100.00 |
| STSTANDA: STATE STANDARDS/GUIDELINES—PUBLIC | | | | |
| C—Contract | 2 | 3.92 | 2 | 3.92 |
| D—Directly | 40 | 78.43 | 42 | 82.35 |
| N—Not provided | 9 | 17.65 | 51 | 100.00 |
| STSTANDB: STATE STANDARDS/GUIDELINES—ACADEMIC | | | | |
| D—Directly | 4 | 7.84 | 4 | 7.84 |
| N—Not provided | 47 | 92.16 | 51 | 100.00 |
| STSTANDC: STATE STANDARDS/GUIDELINES—SCHOOL | | | | |
| D—Directly | 9 | 17.65 | 9 | 17.65 |
| N—Not provided | 42 | 82.35 | 51 | 100.00 |
| STSTANDD: STATE STANDARDS/GUIDELINES—SPECIAL | | | | |
| D—Directly | 4 | 7.84 | 4 | 7.84 |
| N—Not provided | 47 | 92.16 | 51 | 100.00 |
| STSTANDE: STATE STANDARDS/GUIDELINES—LIBRARY COOPERATIVES | | | | |
| D—Directly | 13 | 25.49 | 13 | 25.49 |
| N—Not provided | 38 | 74.51 | 51 | 100.00 |
| SWDIGPRA: STATEWIDE COORDINATED DIGITAL PROGRAM OR SERVICE—PUBLIC | | | | |
| C—Contract | 4 | 7.84 | 4 | 7.84 |
| D—Directly | 26 | 50.98 | 30 | 58.82 |
| N—Not provided | 21 | 41.18 | 51 | 100.00 |
| SWDIGPRB: STATEWIDE COORDINATED DIGITAL PROGRAM OR SERVICE—ACADEMIC | | | | |
| C—Contract | 2 | 3.92 | 2 | 3.92 |
| D—Directly | 17 | 33.33 | 19 | 37.25 |
| N—Not provided | 32 | 62.75 | 51 | 100.00 |

| Value | Frequency | Percent | Cumulative Frequency | Cumulative Percent |
|--|-----------|---------|----------------------|--------------------|
| SWDIGPRC: STATEWIDE COORDINATED DIGITAL PROGRAM OR SERVICE—SCHOOL | | | | |
| C—Contract | 2 | 3.92 | 2 | 3.92 |
| D—Directly | 18 | 35.29 | 20 | 39.22 |
| N—Not provided | 31 | 60.78 | 51 | 100.00 |
| SWDIGPRD: STATEWIDE COORDINATED DIGITAL PROGRAM OR SERVICE—SPECIAL | | | | |
| C—Contract | 1 | 1.96 | 1 | 1.96 |
| D—Directly | 16 | 31.37 | 17 | 33.33 |
| N—Not provided | 34 | 66.67 | 51 | 100.00 |
| SWDIGPRE: STATEWIDE COORDINATED DIGITAL PROGRAM OR SERVICE—LIBRARY COOPERATIVES | | | | |
| C—Contract | 3 | 5.88 | 3 | 5.88 |
| D—Directly | 15 | 29.41 | 18 | 35.29 |
| N—Not provided | 33 | 64.71 | 51 | 100.00 |
| STWIDPRA: STATEWIDE PUBLIC RELATIONS/LIBRARY PROMOTION CAMPAIGNS—PUBLIC | | | | |
| C—Contract | 1 | 1.96 | 1 | 1.96 |
| D—Directly | 28 | 54.90 | 29 | 56.86 |
| N—Not provided | 22 | 43.14 | 51 | 100.00 |
| STWIDPRB: STATEWIDE PUBLIC RELATIONS/LIBRARY PROMOTION CAMPAIGNS—ACADEMIC | | | | |
| C—Contract | 1 | 1.96 | 1 | 1.96 |
| D—Directly | 15 | 29.41 | 16 | 31.37 |
| N—Not provided | 35 | 68.63 | 51 | 100.00 |
| STWIDPRC: STATEWIDE PUBLIC RELATIONS/LIBRARY PROMOTION CAMPAIGNS—SCHOOL | | | | |
| C—Contract | 1 | 1.96 | 1 | 1.96 |
| D—Directly | 16 | 31.37 | 17 | 33.33 |
| N—Not provided | 34 | 66.67 | 51 | 100.00 |
| STWIDPRD: STATEWIDE PUBLIC RELATIONS/LIBRARY PROMOTION CAMPAIGNS—SPECIAL | | | | |
| C—Contract | 1 | 1.96 | 1 | 1.96 |
| D—Directly | 13 | 25.49 | 14 | 27.45 |
| N—Not provided | 37 | 72.55 | 51 | 100.00 |
| STWIDPRE: STATEWIDE PUBLIC RELATIONS/LIBRARY PROMOTION CAMPAIGNS—LIBRARY COOPERATIVES | | | | |
| C—Contract | 1 | 1.96 | 1 | 1.96 |
| D—Directly | 17 | 33.33 | 18 | 35.29 |
| N—Not provided | 33 | 64.71 | 51 | 100.00 |
| SWVRS: STATEWIDE VIRTUAL REFERENCE SERVICE—PUBLIC | | | | |
| C—Contract | 5 | 9.80 | 5 | 9.80 |
| D—Directly | 12 | 23.53 | 17 | 33.33 |
| N—Not provided | 34 | 66.67 | 51 | 100.00 |

| Value | Frequency | Percent | Cumulative Frequency | Cumulative Percent |
|--|-----------|---------|----------------------|--------------------|
| SWRSB: STATEWIDE VIRTUAL REFERENCE SERVICE—ACADEMIC | | | | |
| C—Contract | 5 | 9.80 | 5 | 9.80 |
| D—Directly | 10 | 19.61 | 15 | 29.41 |
| N—Not provided | 36 | 70.59 | 51 | 100.00 |
| SWRSC: STATEWIDE VIRTUAL REFERENCE SERVICE—SCHOOL | | | | |
| C—Contract | 5 | 9.80 | 5 | 9.80 |
| D—Directly | 9 | 17.65 | 14 | 27.45 |
| N—Not provided | 37 | 72.55 | 51 | 100.00 |
| SWRSD: STATEWIDE VIRTUAL REFERENCE SERVICE—SPECIAL | | | | |
| C—Contract | 4 | 7.84 | 4 | 7.84 |
| D—Directly | 9 | 17.65 | 13 | 25.49 |
| N—Not provided | 38 | 74.51 | 51 | 100.00 |
| SWRSE: STATEWIDE VIRTUAL REFERENCE SERVICE—LIBRARY COOPERATIVES | | | | |
| C—Contract | 4 | 7.84 | 4 | 7.84 |
| D—Directly | 4 | 7.84 | 8 | 15.69 |
| N—Not provided | 43 | 84.31 | 51 | 100.00 |
| UNIVSERA: UNIVERSAL SERVICE PROGRAM—PUBLIC | | | | |
| C—Contract | 1 | 1.96 | 1 | 1.96 |
| D—Directly | 36 | 70.59 | 37 | 72.55 |
| N—Not provided | 14 | 27.45 | 51 | 100.00 |
| UNIVSERB: UNIVERSAL SERVICE PROGRAM—ACADEMIC | | | | |
| N—Not provided | 51 | 100.00 | 51 | 100.00 |
| UNIVSERC: UNIVERSAL SERVICE PROGRAM—SCHOOL | | | | |
| C—Contract | 1 | 1.96 | 1 | 1.96 |
| N—Not provided | 50 | 98.04 | 51 | 100.00 |
| UNIVSERD: UNIVERSAL SERVICE PROGRAM—SPECIAL | | | | |
| D—Directly | 1 | 1.96 | 1 | 1.96 |
| N—Not provided | 50 | 98.04 | 51 | 100.00 |
| UNIVSERE: UNIVERSAL SERVICE PROGRAM—LIBRARY COOPERATIVES | | | | |
| D—Directly | 14 | 27.45 | 14 | 27.45 |
| N—Not provided | 37 | 72.55 | 51 | 100.00 |
| CNTEDPRA: CONTINUING EDUCATION PROGRAMS—PUBLIC | | | | |
| C—Contract | 2 | 3.92 | 2 | 3.92 |
| D—Directly | 48 | 94.12 | 50 | 98.04 |
| N—Not provided | 1 | 1.96 | 51 | 100.00 |
| CNTEDPRB: CONTINUING EDUCATION PROGRAMS—ACADEMIC | | | | |
| C—Contract | 3 | 5.88 | 3 | 5.88 |
| D—Directly | 34 | 66.67 | 37 | 72.55 |
| N—Not provided | 14 | 27.45 | 51 | 100.00 |

| Value | Frequency | Percent | Cumulative Frequency | Cumulative Percent |
|--|-----------|---------|----------------------|--------------------|
| CNTEDPRC: CONTINUING EDUCATION PROGRAMS—SCHOOL | | | | |
| C—Contract | 2 | 3.92 | 2 | 3.92 |
| D—Directly | 35 | 68.63 | 37 | 72.55 |
| N—Not provided | 14 | 27.45 | 51 | 100.00 |
| CNTEDPRD: CONTINUING EDUCATION PROGRAMS—SPECIAL | | | | |
| C—Contract | 2 | 3.92 | 2 | 3.92 |
| D—Directly | 36 | 70.59 | 38 | 74.51 |
| N—Not provided | 13 | 25.49 | 51 | 100.00 |
| CNTEDPRE: CONTINUING EDUCATION PROGRAMS—LIBRARY COOPERATIVES | | | | |
| C—Contract | 1 | 1.96 | 1 | 1.96 |
| D—Directly | 30 | 58.82 | 31 | 60.78 |
| N—Not provided | 20 | 39.22 | 51 | 100.00 |
| LIBPLANA: LIBRARY PLANNING/EVALUATION/RESEARCH—PUBLIC | | | | |
| D—Directly | 50 | 98.04 | 50 | 98.04 |
| N—Not provided | 1 | 1.96 | 51 | 100.00 |
| LIBPLANB: LIBRARY PLANNING/EVALUATION/RESEARCH—ACADEMIC | | | | |
| D—Directly | 19 | 37.25 | 19 | 37.25 |
| N—Not provided | 32 | 62.75 | 51 | 100.00 |
| LIBPLANC: LIBRARY PLANNING/EVALUATION/RESEARCH—SCHOOL | | | | |
| D—Directly | 21 | 41.18 | 21 | 41.18 |
| N—Not provided | 30 | 58.82 | 51 | 100.00 |
| LIBPLAND: LIBRARY PLANNING/EVALUATION/RESEARCH—SPECIAL | | | | |
| D—Directly | 18 | 35.29 | 18 | 35.29 |
| N—Not provided | 33 | 64.71 | 51 | 100.00 |
| LIBPLANE: LIBRARY PLANNING/EVALUATION/RESEARCH—LIBRARY COOPERATIVES | | | | |
| D—Directly | 26 | 50.98 | 26 | 50.98 |
| N—Not provided | 25 | 49.02 | 51 | 100.00 |
| LITPRVA: LITERACY PROGRAM SUPPORT—PUBLIC | | | | |
| C—Contract | 3 | 5.88 | 3 | 5.88 |
| D—Directly | 33 | 64.71 | 36 | 70.59 |
| N—Not provided | 15 | 29.41 | 51 | 100.00 |
| LITPRSVB: LITERACY PROGRAM SUPPORT—ACADEMIC | | | | |
| D—Directly | 7 | 13.73 | 7 | 13.73 |
| N—Not provided | 44 | 86.27 | 51 | 100.00 |
| LITPRSVC: LITERACY PROGRAM SUPPORT—SCHOOL | | | | |
| D—Directly | 13 | 25.49 | 13 | 25.49 |
| N—Not provided | 38 | 74.51 | 51 | 100.00 |

| Value | Frequency | Percent | Cumulative Frequency | Cumulative Percent |
|--|-----------|---------|----------------------|--------------------|
| LITPRSVD: LITERACY PROGRAM SUPPORT—SPECIAL | | | | |
| D—Directly | 7 | 13.73 | 7 | 13.73 |
| N—Not provided | 44 | 86.27 | 51 | 100.00 |
| LITRSVE: LITERACY PROGRAM SUPPORT—LIBRARY COOPERATIVES | | | | |
| D—Directly | 13 | 25.49 | 13 | 25.49 |
| N—Not provided | 38 | 74.51 | 51 | 100.00 |
| PRESERVA: PRESERVATION/CONSERVATION SERVICES—PUBLIC | | | | |
| C—Contract | 2 | 3.92 | 2 | 3.92 |
| D—Directly | 13 | 25.49 | 15 | 29.41 |
| N—Not provided | 36 | 70.59 | 51 | 100.00 |
| PRESERVB: PRESERVATION/CONSERVATION SERVICES—ACADEMIC | | | | |
| C—Contract | 2 | 3.92 | 2 | 3.92 |
| D—Directly | 8 | 15.69 | 10 | 19.61 |
| N—Not provided | 41 | 80.39 | 51 | 100.00 |
| PRESERVC: PRESERVATION/CONSERVATION SERVICES—SCHOOL | | | | |
| C—Contract | 1 | 1.96 | 1 | 1.96 |
| D—Directly | 7 | 13.73 | 8 | 15.69 |
| N—Not provided | 43 | 84.31 | 51 | 100.00 |
| PRESERVD: PRESERVATION/CONSERVATION SERVICES—SPECIAL | | | | |
| C—Contract | 3 | 5.88 | 3 | 5.88 |
| D—Directly | 8 | 15.69 | 11 | 21.57 |
| N—Not provided | 40 | 78.43 | 51 | 100.00 |
| PRESERVE: PRESERVATION/CONSERVATION SERVICES—LIBRARY COOPERATIVES | | | | |
| C—Contract | 1 | 1.96 | 1 | 1.96 |
| D—Directly | 7 | 13.73 | 8 | 15.69 |
| N—Not provided | 43 | 84.31 | 51 | 100.00 |
| SUMREADA: SUMMER READING PROGRAM SUPPORT—PUBLIC | | | | |
| C—Contract | 2 | 3.92 | 2 | 3.92 |
| D—Directly | 47 | 92.16 | 49 | 96.08 |
| N—Not provided | 2 | 3.92 | 51 | 100.00 |
| SUMREADB: SUMMER READING PROGRAM SUPPORT—ACADEMIC | | | | |
| N—Not provided | 51 | 100.00 | 51 | 100.00 |
| SUMREADC: SUMMER READING PROGRAM SUPPORT—SCHOOL | | | | |
| D—Directly | 13 | 25.49 | 13 | 25.49 |
| N—Not provided | 38 | 74.51 | 51 | 100.00 |

| Value | Frequency | Percent | Cumulative Frequency | Cumulative Percent |
|--|-----------|---------|----------------------|--------------------|
| SUMREADD: SUMMER READING PROGRAM SUPPORT—SPECIAL | | | | |
| D—Directly | 5 | 9.80 | 5 | 9.80 |
| N—Not provided | 46 | 90.20 | 51 | 100.00 |
| SUMREADE: SUMMER READING PROGRAM SUPPORT—LIBRARY COOPERATIVES | | | | |
| D—Directly | 13 | 25.49 | 13 | 25.49 |
| N—Not provided | 38 | 74.51 | 51 | 100.00 |
| STREADPRA: STATEWIDE READING PROGRAMS—PUBLIC | | | | |
| C—Contract | 4 | 7.84 | 4 | 7.84 |
| D—Directly | 37 | 72.55 | 41 | 80.39 |
| N—Not provided | 10 | 19.61 | 51 | 100.00 |
| STREADPRB: STATEWIDE READING PROGRAMS—ACADEMIC | | | | |
| D—Directly | 5 | 9.80 | 5 | 9.80 |
| N—Not provided | 46 | 90.20 | 51 | 100.00 |
| STREADPRC: STATEWIDE READING PROGRAMS—SCHOOL | | | | |
| C—Contract | 1 | 1.96 | 1 | 1.96 |
| D—Directly | 17 | 33.33 | 18 | 35.29 |
| N—Not provided | 33 | 64.71 | 51 | 100.00 |
| STREADPRD: STATEWIDE READING PROGRAMS—SPECIAL | | | | |
| C—Contract | 1 | 1.96 | 1 | 1.96 |
| D—Directly | 6 | 11.76 | 7 | 13.73 |
| N—Not provided | 44 | 86.27 | 51 | 100.00 |
| STREADPRE: STATEWIDE READING PROGRAMS—LIBRARY COOPERATIVES | | | | |
| C—Contract | 1 | 1.96 | 1 | 1.96 |
| D—Directly | 11 | 21.57 | 12 | 23.53 |
| N—Not provided | 39 | 76.47 | 51 | 100.00 |
| CNSLTSV_1_CON: CONSULTING SERVICES—CONSTRUCTION | | | | |
| N—No | 19 | 37.25 | 19 | 37.25 |
| Y—Yes | 30 | 58.82 | 49 | 96.08 |
| P—Skipped item (no response necessary) | 2 | 3.92 | 51 | 100.00 |
| CNSLTSV_1_DEV: CONSULTING SERVICES—LIBRARY MANAGEMENT | | | | |
| Y—Yes | 49 | 96.08 | 49 | 96.08 |
| P—Skipped item (no response necessary) | 2 | 3.92 | 51 | 100.00 |
| CNSLTSV_1_CED: CONSULTING SERVICES—CONTINUING EDUCATION | | | | |
| Y—Yes | 49 | 96.08 | 49 | 96.08 |
| P—Skipped item (no response necessary) | 2 | 3.92 | 51 | 100.00 |
| CNSLTSV_1_TC: CONSULTING SERVICES—TECHNOLOGY | | | | |
| N—No | 1 | 1.96 | 1 | 1.96 |
| Y—Yes | 48 | 94.12 | 49 | 96.08 |
| P—Skipped item (no response necessary) | 2 | 3.92 | 51 | 100.00 |

| Value | Frequency | Percent | Cumulative Frequency | Cumulative Percent |
|--|-----------|---------|----------------------|--------------------|
| CNSLTSV_1_MC: CONSULTING SERVICES—MARKETING | | | | |
| N—No | 5 | 9.80 | 5 | 9.80 |
| Y—Yes | 44 | 86.27 | 49 | 96.08 |
| P—Skipped item (no response necessary) | 2 | 3.92 | 51 | 100.00 |
| CNSLTSV_1_ER: CONSULTING SERVICES—E-RATE | | | | |
| N—No | 2 | 3.92 | 2 | 3.92 |
| Y—Yes | 47 | 92.16 | 49 | 96.08 |
| P—Skipped item (no response necessary) | 2 | 3.92 | 51 | 100.00 |
| CNSLTSV_1_AL: CONSULTING SERVICES—ADULT LITERACY | | | | |
| N—No | 10 | 19.61 | 10 | 19.61 |
| Y—Yes | 39 | 76.47 | 49 | 96.08 |
| P—Skipped item (no response necessary) | 2 | 3.92 | 51 | 100.00 |
| CNSLTSV_1_YS: CONSULTING SERVICES—YOUTH SERVICES | | | | |
| Y—Yes | 49 | 96.08 | 49 | 96.08 |
| P—Skipped item (no response necessary) | 2 | 3.92 | 51 | 100.00 |
| CNSLTSV_1_OTH: CONSULTING SERVICES—OTHER | | | | |
| N—No | 24 | 47.06 | 24 | 47.06 |
| Y—Yes | 19 | 37.25 | 43 | 84.31 |
| DK—Don't Know | 6 | 11.76 | 49 | 96.08 |
| P—Skipped item (no response necessary) | 2 | 3.92 | 51 | 100.00 |
| ACQFEDPG_1_ED: FUNDING—U.S. DEPARTMENT OF EDUCATION | | | | |
| N—No | 13 | 25.49 | 13 | 25.49 |
| Y—Yes | 1 | 1.96 | 14 | 27.45 |
| P—Skipped item (no response necessary) | 37 | 72.55 | 51 | 100.00 |
| ACQFEDPG_1_AG: FUNDING—USDA | | | | |
| N—No | 11 | 21.57 | 11 | 21.57 |
| Y—Yes | 3 | 5.88 | 14 | 27.45 |
| P—Skipped item (no response necessary) | 37 | 72.55 | 51 | 100.00 |
| ACQFEDPG_1_CC: FUNDING—FCC | | | | |
| N—No | 4 | 7.84 | 4 | 7.84 |
| Y—Yes | 10 | 19.61 | 14 | 27.45 |
| P—Skipped item (no response necessary) | 37 | 72.55 | 51 | 100.00 |
| ACQFEDPG_1_LAB: FUNDING—DOL | | | | |
| N—No | 14 | 27.45 | 14 | 27.45 |
| P—Skipped item (no response necessary) | 37 | 72.55 | 51 | 100.00 |

| Value | Frequency | Percent | Cumulative Frequency | Cumulative Percent |
|---|-----------|---------|----------------------|--------------------|
| ACQFEDPG_1_OTH: FUNDING—OTHER | | | | |
| N—No | 7 | 13.73 | 7 | 13.73 |
| Y—Yes | 6 | 11.76 | 13 | 25.49 |
| DK—Don't Know | 1 | 1.96 | 14 | 27.45 |
| P—Skipped item (no response necessary) | 37 | 72.55 | 51 | 100.00 |
| ACQFEDPG_1_OTH_DESC: FUNDING—OTHER (DESCRIBE) | | | | |
| LIBRARY OF CONGRESS | 1 | 1.96 | 1 | 1.96 |
| NEH | 4 | 7.84 | 5 | 9.80 |
| NEH CHRONICLE OF AM | 1 | 1.96 | 6 | 11.76 |
| P—SKIPPED ITEM (NO RESPONSE NECESSARY) | 45 | 88.24 | 51 | 100.00 |
| LITPRSV_1_LA: LITERACY SUPPORT—LANGUAGE | | | | |
| N—No | 7 | 13.73 | 7 | 13.73 |
| Y—Yes | 29 | 56.86 | 36 | 70.59 |
| P—Skipped item (no response necessary) | 15 | 29.41 | 51 | 100.00 |
| LITPRSV_1_NM: LITERACY SUPPORT—NUMERIC | | | | |
| N—No | 13 | 25.49 | 13 | 25.49 |
| Y—Yes | 23 | 45.10 | 36 | 70.59 |
| P—Skipped item (no response necessary) | 15 | 29.41 | 51 | 100.00 |
| LITPRSV_1_IN: LITERACY SUPPORT—INFORMATION | | | | |
| N—No | 4 | 7.84 | 4 | 7.84 |
| Y—Yes | 32 | 62.75 | 36 | 70.59 |
| P—Skipped item (no response necessary) | 15 | 29.41 | 51 | 100.00 |
| LITPRSV_1_DG: LITERACY SUPPORT—DIGITAL | | | | |
| N—No | 2 | 3.92 | 2 | 3.92 |
| Y—Yes | 34 | 66.67 | 36 | 70.59 |
| P—Skipped item (no response necessary) | 15 | 29.41 | 51 | 100.00 |
| LITPRSV_1_FN: LITERACY SUPPORT—FINANCIAL | | | | |
| N—No | 10 | 19.61 | 10 | 19.61 |
| Y—Yes | 26 | 50.98 | 36 | 70.59 |
| P—Skipped item (no response necessary) | 15 | 29.41 | 51 | 100.00 |
| LITPRSV_1_HL: LITERACY SUPPORT—HEALTH | | | | |
| N—No | 7 | 13.73 | 7 | 13.73 |
| Y—Yes | 29 | 56.86 | 36 | 70.59 |
| P—Skipped item (no response necessary) | 15 | 29.41 | 51 | 100.00 |
| LITPRSV_1_FM: LITERACY SUPPORT—INTERGENERATIONAL | | | | |
| N—No | 7 | 13.73 | 7 | 13.73 |
| Y—Yes | 29 | 56.86 | 36 | 70.59 |
| P—Skipped item (no response necessary) | 15 | 29.41 | 51 | 100.00 |

| Value | Frequency | Percent | Cumulative Frequency | Cumulative Percent |
|--|-----------|---------|----------------------|--------------------|
| STREADPR_1_EC: STATEWIDE READING PROGRAM—AGES 0 TO 5 | | | | |
| N—No | 8 | 15.69 | 8 | 15.69 |
| Y—Yes | 34 | 66.67 | 42 | 82.35 |
| P—Skipped item (no response necessary) | 9 | 17.65 | 51 | 100.00 |
| STREADPR_1_MC: STATEWIDE READING PROGRAM—AGES 6 TO 12 | | | | |
| N—No | 8 | 15.69 | 8 | 15.69 |
| Y—Yes | 34 | 66.67 | 42 | 82.35 |
| P—Skipped item (no response necessary) | 9 | 17.65 | 51 | 100.00 |
| STREADPR_1_YA: STATEWIDE READING PROGRAM—AGES 13 TO 18 | | | | |
| N—No | 9 | 17.65 | 9 | 17.65 |
| Y—Yes | 33 | 64.71 | 42 | 82.35 |
| P—Skipped item (no response necessary) | 9 | 17.65 | 51 | 100.00 |
| STREADPR_1_AD: STATEWIDE READING PROGRAM—AGES 19 TO 65 | | | | |
| N—No | 17 | 33.33 | 17 | 33.33 |
| Y—Yes | 24 | 47.06 | 41 | 80.39 |
| D—Don't Know | 1 | 1.96 | 42 | 82.35 |
| P—Skipped item (no response necessary) | 9 | 17.65 | 51 | 100.00 |
| STREADPR_1_OA: STATEWIDE READING PROGRAM—AGE 65 PLUS | | | | |
| N—No | 23 | 45.10 | 23 | 45.10 |
| Y—Yes | 17 | 33.33 | 40 | 78.43 |
| DK—Don't Know | 2 | 3.92 | 42 | 82.35 |
| P—Skipped item (no response necessary) | 9 | 17.65 | 51 | 100.00 |
| GOVDOC_F: FLAG FOR GOVDOC | | | | |
| GI16—Imputed, growth using FY16 imputed data | 2 | 3.92 | 2 | 3.92 |
| R - As reported | 49 | 96.08 | 51 | 100.00 |
| STDEPLIB: SLAA DESIGNATION—STATE DEPOSITORY LIBRARY | | | | |
| N—No | 10 | 19.61 | 10 | 19.61 |
| Y—Yes | 41 | 80.39 | 51 | 100.00 |
| FDDEPLIB: SLAA DESIGNATION—FEDERAL DEPOSITORY LIBRARY | | | | |
| N—No | 15 | 29.41 | 15 | 29.41 |
| Y—Yes | 36 | 70.59 | 51 | 100.00 |
| REGIONAL: SLAA DESIGNATION—REGIONAL (FEDERAL DEPOSITORY LIBRARY) | | | | |
| N—No | 39 | 76.47 | 39 | 76.47 |
| Y—Yes | 12 | 23.53 | 51 | 100.00 |
| SELECTIV: SLAA DESIGNATION—SELECTIVE (FEDERAL DEPOSITORY LIBRARY) | | | | |
| N—No | 27 | 52.94 | 27 | 52.94 |
| Y—Yes | 24 | 47.06 | 51 | 100.00 |

| Value | Frequency | Percent | Cumulative Frequency | Cumulative Percent |
|---|-----------|---------|----------------------|--------------------|
| REFTRANS_F: FLAG FOR REFTRANS | | | | |
| GR16—Imputed, growth using FY16 reported data | 1 | 1.96 | 1 | 1.96 |
| R - As reported | 50 | 98.04 | 51 | 100.00 |
| LIBVISITS_F: FLAG FOR LIBVISITS | | | | |
| GI16—Imputed, growth using FY16 imputed data | 2 | 3.92 | 2 | 3.92 |
| GR16—Imputed, growth using FY16 reported data | 1 | 1.96 | 3 | 5.88 |
| R - As reported | 48 | 94.12 | 51 | 100.00 |
| ASF_PUB: ALL PUBLIC LIBRARY STATE FUNDS ADMINISTERED BY THE SLAA | | | | |
| N—No | 14 | 27.45 | 14 | 27.45 |
| Y—Yes | 37 | 72.55 | 51 | 100.00 |
| ASF_AC: SLAA ADMINISTERS ANY STATE FUNDS—ACADEMIC LIBRARIES | | | | |
| N—No | 41 | 80.39 | 41 | 80.39 |
| Y—Yes | 10 | 19.61 | 51 | 100.00 |
| ASF_SCH: SLAA ADMINISTERS ANY STATE FUNDS—SCHOOL LIBRARY MEDIA CENTERS | | | | |
| N—No | 43 | 84.31 | 43 | 84.31 |
| Y—Yes | 8 | 15.69 | 51 | 100.00 |
| ASF_SP: SLAA ADMINISTERS ANY STATE FUNDS—SPECIAL LIBRARIES | | | | |
| N—No | 42 | 82.35 | 42 | 82.35 |
| Y—Yes | 9 | 17.65 | 51 | 100.00 |
| ASF_LC: SLAA ADMINISTERS ANY STATE FUNDS—LIBRARY | | | | |
| N—No | 28 | 54.90 | 28 | 54.90 |
| Y—Yes | 23 | 45.10 | 51 | 100.00 |
| FIOTH1A: SPECIFY PROGRAM TITLE—PROGRAM 1 | | | | |
| 2863 DEP HERIT ARTS: LIBRARY OF CONGRESS | 1 | 1.96 | 1 | 1.96 |
| CFDA 10.924 & 10.931 DEPARTMENT OF AG- N | 1 | 1.96 | 2 | 3.92 |
| DEPARTMENT OF LABOR PASS-THROUGH FUNDS | 1 | 1.96 | 3 | 5.88 |
| DIGITAL INCLUSION CORPS PILOT GRANT (IML | 1 | 1.96 | 4 | 7.84 |
| IMLS NATIONAL LEADERSHIP GRANT | 1 | 1.96 | 5 | 9.80 |
| IMLS NATIONAL LEADERSHIP GRANT—MEMORY | 1 | 1.96 | 6 | 11.76 |
| LAURA BUSH 21ST CENTURY LIBRARIAN GRANTS | 1 | 1.96 | 7 | 13.73 |
| LET'S TALK ABOUT IT NEH GRANT | 1 | 1.96 | 8 | 15.69 |
| LETTERS ABOUT LITERATURE | 1 | 1.96 | 9 | 17.65 |
| LIBRARIANS FOR 21ST CENTURY | 1 | 1.96 | 10 | 19.61 |
| LSTA NATIONAL LEADERSHIP GRANT—STEM | 1 | 1.96 | 11 | 21.57 |
| NAT'L HISTORICAL PUBLICATIONS & RECORDS | 1 | 1.96 | 12 | 23.53 |
| NATIONAL DIGITAL NEWSPAPER PROJECT | 1 | 1.96 | 13 | 25.49 |
| NATIONAL HISTORICAL PUBLICATIONS & RECOR | 1 | 1.96 | 14 | 27.45 |
| NEH GRANT | 1 | 1.96 | 15 | 29.41 |

| Value | Frequency | Percent | Cumulative Frequency | Cumulative Percent |
|---|-----------|---------|----------------------|--------------------|
| FIOTH1A: SPECIFY PROGRAM TITLE—PROGRAM 1 (continued) | | | | |
| NEH NATIONAL DIGITAL NEWSPAPER PROJECT B | 1 | 1.96 | 16 | 31.37 |
| NEWSPAPER DIGITIZATION NATIONAL PROJECT | 1 | 1.96 | 17 | 33.33 |
| NHPRC—TENNESSEE BOARD PROGRAMMING GRAN | 1 | 1.96 | 18 | 35.29 |
| NHPRC DIGITAL REPOSITORY GRANT | 1 | 1.96 | 19 | 37.25 |
| SPARKS GRANT | 1 | 1.96 | 20 | 39.22 |
| SPARKS! IGNITION GRANTS FOR LIBRARIES | 1 | 1.96 | 21 | 41.18 |
| TANF | 1 | 1.96 | 22 | 43.14 |
| TITLE II-A PROGRAM IMPROVEMENT—LIBRARY | 1 | 1.96 | 23 | 45.10 |
| P—SKIPPED ITEM (NO RESPONSE NECESSARY) | 28 | 54.90 | 51 | 100.00 |
| FIOTH2A: SPECIFY PROGRAM TITLE—PROGRAM 2 | | | | |
| 2864 DEP HERIT ARTS: LIBRARY OF CONGRESS | 1 | 1.96 | 1 | 1.96 |
| AMERICORPS FOR YOUTH AND SPECIAL SERVICE | 1 | 1.96 | 2 | 3.92 |
| CFDA 10.902 DEPARTMENT OF AG-SOIL AND WA | 1 | 1.96 | 3 | 5.88 |
| DEPARTMENT OF EDUCATION SUPPORT FOR SUMM | 1 | 1.96 | 4 | 7.84 |
| DEPARTMENT OF TRANSPORTATION PASS-THROUG | 1 | 1.96 | 5 | 9.80 |
| NEH | 1 | 1.96 | 6 | 11.76 |
| NEH CHRONICLING OF AMERICA | 1 | 1.96 | 7 | 13.73 |
| NEH GRANTS | 1 | 1.96 | 8 | 15.69 |
| NHPRC | 1 | 1.96 | 9 | 17.65 |
| SNAP | 1 | 1.96 | 10 | 19.61 |
| SPARKS | 1 | 1.96 | 11 | 21.57 |
| P—SKIPPED ITEM (NO RESPONSE NECESSARY) | 40 | 78.43 | 51 | 100.00 |
| ELECPLAN: ELECTRONIC NETWORKING FUNCTIONS—PLANNING OR MONITORING | | | | |
| N—No | 15 | 29.41 | 15 | 29.41 |
| Y—Yes | 36 | 70.59 | 51 | 100.00 |
| ELECOPER: ELECTRONIC NETWORKING FUNCTIONS—OPERATION | | | | |
| N—No | 18 | 35.29 | 18 | 35.29 |
| Y—Yes | 33 | 64.71 | 51 | 100.00 |
| ELECBIBL: DATABASE DEVELOPMENT—BIBLIOGRAPHIC DATABASES | | | | |
| N—No | 12 | 23.53 | 12 | 23.53 |
| Y—Yes | 39 | 76.47 | 51 | 100.00 |
| ELECTEXT: DATABASE DEVELOPMENT—FULL TEXT OR DATA FILES | | | | |
| N—No | 9 | 17.65 | 9 | 17.65 |
| Y—Yes | 42 | 82.35 | 51 | 100.00 |

| Value | Frequency | Percent | Cumulative Frequency | Cumulative Percent |
|---|-----------|---------|----------------------|--------------------|
| DIG_STLA: DIGITIZATION OR DIGITAL PROGRAMS OR SERVICES—FOR THE SLAA | | | | |
| N—No | 11 | 21.57 | 11 | 21.57 |
| Y—Yes | 40 | 78.43 | 51 | 100.00 |
| DIG_AG: DIGITIZATION OR DIGITAL PROGRAMS OR SERVICES—VIA GRANTS OR CONTRACTS TO OTHER STATE AGENCIES | | | | |
| N—No | 33 | 64.71 | 33 | 64.71 |
| Y—Yes | 18 | 35.29 | 51 | 100.00 |
| DIG_LIB: DIGITIZATION OR DIGITAL PROGRAMS OR SERVICES—VIA GRANTS OR CONTRACTS TO OTHER LIBRARIES OR LIBRARY COOPERATIVES | | | | |
| N—No | 17 | 33.33 | 17 | 33.33 |
| Y—Yes | 34 | 66.67 | 51 | 100.00 |
| NETTRSTF: LIBRARY INTERNET ACCESS—TRAINING FOR LIBRARY STAFF | | | | |
| Y—Yes | 51 | 100.00 | 51 | 100.00 |
| NETTRCUS: LIBRARY INTERNET ACCESS—TRAINING FOR STATE LIBRARY END USERS | | | | |
| N—No | 8 | 15.69 | 8 | 15.69 |
| Y—Yes | 43 | 84.31 | 51 | 100.00 |
| NETSUB: LIBRARY INTERNET ACCESS—DIRECT FUNDING | | | | |
| N—No | 30 | 58.82 | 30 | 58.82 |
| Y—Yes | 21 | 41.18 | 51 | 100.00 |
| NETEQUIP: LIBRARY INTERNET ACCESS—PROVIDING EQUIPMENT | | | | |
| N—No | 22 | 43.14 | 22 | 43.14 |
| Y—Yes | 29 | 56.86 | 51 | 100.00 |
| NETMOUNT: LIBRARY INTERNET ACCESS—DIRECTORIES, DATABASES, ONLINE CATALOGS | | | | |
| N—No | 1 | 1.96 | 1 | 1.96 |
| Y—Yes | 50 | 98.04 | 51 | 100.00 |
| NETGOPH: LIBRARY INTERNET ACCESS—MANAGING A WEBSITE, FILE SERVER, BULLETIN BOARDS, OR EMAIL LISTS | | | | |
| N—No | 1 | 1.96 | 1 | 1.96 |
| Y—Yes | 50 | 98.04 | 51 | 100.00 |
| ACSWDBL: USER GROUPS COVERED BY STATEWIDE DATABASE LICENSING EXPENDITURES—PUBLIC LIBRARIES | | | | |
| N—No | 4 | 7.84 | 4 | 7.84 |
| Y—Yes | 47 | 92.16 | 51 | 100.00 |
| ACSWDBL: USER GROUPS COVERED BY STATEWIDE DATABASE LICENSING EXPENDITURES—ACADEMIC LIBRARIES | | | | |
| N—No | 10 | 19.61 | 10 | 19.61 |
| Y—Yes | 41 | 80.39 | 51 | 100.00 |

| Value | Frequency | Percent | Cumulative Frequency | Cumulative Percent |
|--|-----------|---------|----------------------|--------------------|
| SCHSWDBL: USER GROUPS COVERED BY STATEWIDE DATABASE LICENSING EXPENDITURES—SCHOOL LIBRARIES | | | | |
| N—No | 11 | 21.57 | 11 | 21.57 |
| Y—Yes | 40 | 78.43 | 51 | 100.00 |
| SPCSWDBL: USER GROUPS COVERED BY STATEWIDE DATABASE LICENSING EXPENDITURES—SPECIAL LIBRARIES | | | | |
| N—No | 16 | 31.37 | 16 | 31.37 |
| Y—Yes | 35 | 68.63 | 51 | 100.00 |
| LCSWDBL: USER GROUPS COVERED BY STATEWIDE DATABASE LICENSING EXPENDITURES—LIBRARY COOPERATIVES | | | | |
| N—No | 17 | 33.33 | 17 | 33.33 |
| Y—Yes | 34 | 66.67 | 51 | 100.00 |
| OTHSWDBL: USER GROUPS COVERED BY STATEWIDE DATABASE LICENSING EXPENDITURES—OTHER STATE AGENCIES | | | | |
| N—No | 9 | 17.65 | 9 | 17.65 |
| Y—Yes | 42 | 82.35 | 51 | 100.00 |
| REMOTEAC: USER GROUPS COVERED BY STATEWIDE DATABASE LICENSING EXPENDITURES—REMOTE USERS | | | | |
| N—No | 5 | 9.80 | 5 | 9.80 |
| Y—Yes | 46 | 90.20 | 51 | 100.00 |
| ACCWBCAT: ACCESS TO HOLDINGS OF OTHER LIBRARIES IN THE STATE—WEB-BASED UNION CATALOG | | | | |
| N—No | 7 | 13.73 | 7 | 13.73 |
| Y—Yes | 44 | 86.27 | 51 | 100.00 |
| ACCOTH: ACCESS TO HOLDINGS OF OTHER LIBRARIES IN THE STATE—OTHER | | | | |
| N—No | 38 | 74.51 | 38 | 74.51 |
| Y—Yes | 13 | 25.49 | 51 | 100.00 |
| OTHACCSP: OTHER TYPE OF ELECTRONIC ACCESS, SPECIFIED | | | | |
| AUTOGRAPHICS SOUTH DAKOTA SHARE-IT NETWO | 1 | 1.96 | 1 | 1.96 |
| COMMONWEALTH E-BOOK COLLECTION; DIGITAL | 1 | 1.96 | 2 | 3.92 |
| DIGITAL MAINE LIBRARY | 1 | 1.96 | 3 | 5.88 |
| HARD DRIVES FOR THE SCIS WHO MAY NOT ACC | 1 | 1.96 | 4 | 7.84 |
| OCLC FEES | 1 | 1.96 | 5 | 9.80 |
| OHIO DIGITAL LIBRARY | 1 | 1.96 | 6 | 11.76 |
| PROVIDE WEBSITE TEMPLATES AND HOST WEBSI | 1 | 1.96 | 7 | 13.73 |
| SUBSIDIZE STATE INTERNET BACKBONE AND IN | 1 | 1.96 | 8 | 15.69 |
| WEB PAGE ACCESS, STATEWIDE ILS | 1 | 1.96 | 9 | 17.65 |
| WEB-BASED Z39.5 GATEWAY (ILL MANAGEMENT | 1 | 1.96 | 10 | 19.61 |
| WSL PROVIDES ACCESS TO OCLC WORLD SHARE. | 1 | 1.96 | 11 | 21.57 |

| Value | Frequency | Percent | Cumulative Frequency | Cumulative Percent |
|---|-----------|---------|----------------------|--------------------|
| OTHACCSP: OTHER TYPE OF ELECTRONIC ACCESS, SPECIFIED (continued) | | | | |
| Z39.50 | 1 | 1.96 | 12 | 23.53 |
| Z39.50 TO OTHER IN-STATE LIBRARY/CONSORT | 1 | 1.96 | 13 | 25.49 |
| P—SKIPPED ITEM (NO RESPONSE NECESSARY) | 38 | 74.51 | 51 | 100.00 |
| ERATEAPP: SLAA IS APPLICANT FOR E-RATE DISCOUNT PROGRAM | | | | |
| N—No | 32 | 62.75 | 32 | 62.75 |
| Y—Yes | 19 | 37.25 | 51 | 100.00 |
| ADMLIBSYSA: ADMIN LIBRARY SUPPORT—PUBLIC | | | | |
| C—Contract | 1 | 1.96 | 1 | 1.96 |
| D—Directly | 26 | 50.98 | 27 | 52.94 |
| N—Not provided | 24 | 47.06 | 51 | 100.00 |
| ADMLIBSYSB: ADMIN LIBRARY SUPPORT—ACADEMIC | | | | |
| C—Contract | 1 | 1.96 | 1 | 1.96 |
| D—Directly | 5 | 9.80 | 6 | 11.76 |
| N—Not provided | 45 | 88.24 | 51 | 100.00 |
| ADMLIBSYSC: ADMIN LIBRARY SUPPORT—SCHOOL | | | | |
| C—Contract | 2 | 3.92 | 2 | 3.92 |
| D—Directly | 6 | 11.76 | 8 | 15.69 |
| N—Not provided | 43 | 84.31 | 51 | 100.00 |
| ADMLIBSYSD: ADMIN LIBRARY SUPPORT—SPECIAL | | | | |
| C—Contract | 1 | 1.96 | 1 | 1.96 |
| D—Directly | 5 | 9.80 | 6 | 11.76 |
| N—Not provided | 45 | 88.24 | 51 | 100.00 |
| ADMLIBSYSE: ADMIN LIBRARY SUPPORT—LIBRARY COOPERATIVES | | | | |
| C—Contract | 1 | 1.96 | 1 | 1.96 |
| D—Directly | 18 | 35.29 | 19 | 37.25 |
| N—Not provided | 32 | 62.75 | 51 | 100.00 |
| ACQFEDPGA: ACQUISITION OF OTHER FEDERAL PROGRAM FUNDS—PUBLIC | | | | |
| D—Directly | 14 | 27.45 | 14 | 27.45 |
| N—Not provided | 37 | 72.55 | 51 | 100.00 |
| ACQFEDPGB: ACQUISITION OF OTHER FEDERAL PROGRAM FUNDS—ACADEMIC | | | | |
| D—Directly | 1 | 1.96 | 1 | 1.96 |
| N—Not provided | 50 | 98.04 | 51 | 100.00 |
| ACQFEDPGC: ACQUISITION OF OTHER FEDERAL PROGRAM FUNDS—SCHOOL | | | | |
| D—Directly | 1 | 1.96 | 1 | 1.96 |
| N—Not provided | 50 | 98.04 | 51 | 100.00 |

| Value | Frequency | Percent | Cumulative Frequency | Cumulative Percent |
|---|-----------|---------|----------------------|--------------------|
| ACQFEDPGD: ACQUISITION OF OTHER FEDERAL PROGRAM FUNDS—SPECIAL | | | | |
| D—Directly | 2 | 3.92 | 2 | 3.92 |
| N—Not provided | 49 | 96.08 | 51 | 100.00 |
| ACQFEDPGE: ACQUISITION OF OTHER FEDERAL PROGRAM FUNDS—LIBRARY COOPERATIVES | | | | |
| D—Directly | 5 | 9.80 | 5 | 9.80 |
| N—Not provided | 46 | 90.20 | 51 | 100.00 |
| STRESSHA: STATEWIDE RESOURCE SHARE—PUBLIC | | | | |
| C—Contract | 6 | 11.76 | 6 | 11.76 |
| D—Directly | 44 | 86.27 | 50 | 98.04 |
| N—Not provided | 1 | 1.96 | 51 | 100.00 |
| STRESSHB: STATEWIDE RESOURCE SHARE—ACADEMIC | | | | |
| C—Contract | 5 | 9.80 | 5 | 9.80 |
| D—Directly | 31 | 60.78 | 36 | 70.59 |
| N—Not provided | 15 | 29.41 | 51 | 100.00 |
| STRESSHC: STATEWIDE RESOURCE SHARE—SCHOOL | | | | |
| C—Contract | 4 | 7.84 | 4 | 7.84 |
| D—Directly | 31 | 60.78 | 35 | 68.63 |
| N—Not provided | 16 | 31.37 | 51 | 100.00 |
| STRESSHD: STATEWIDE RESOURCE SHARE—SPECIAL | | | | |
| C—Contract | 3 | 5.88 | 3 | 5.88 |
| D—Directly | 28 | 54.90 | 31 | 60.78 |
| N—Not provided | 20 | 39.22 | 51 | 100.00 |
| STRESSHE: STATEWIDE RESOURCE SHARE—LIBRARY COOPERATIVES | | | | |
| C—Contract | 4 | 7.84 | 4 | 7.84 |
| D—Directly | 27 | 52.94 | 31 | 60.78 |
| N—Not provided | 20 | 39.22 | 51 | 100.00 |
| LSTASTGRA: LSTA STATE PROGRAM GRANTS—PUBLIC | | | | |
| D—Directly | 42 | 82.35 | 42 | 82.35 |
| N—Not provided | 9 | 17.65 | 51 | 100.00 |
| LSTASTGRB: LSTA STATE PROGRAM GRANTS—ACADEMIC | | | | |
| D—Directly | 28 | 54.90 | 28 | 54.90 |
| N—Not provided | 23 | 45.10 | 51 | 100.00 |
| LSTASTGRC: LSTA STATE PROGRAM GRANTS—SCHOOL | | | | |
| D—Directly | 24 | 47.06 | 24 | 47.06 |
| N—Not provided | 27 | 52.94 | 51 | 100.00 |
| LSTASTGRD: LSTA STATE PROGRAM GRANTS—SPECIAL | | | | |
| D—Directly | 21 | 41.18 | 21 | 41.18 |
| N—Not provided | 30 | 58.82 | 51 | 100.00 |

| Value | Frequency | Percent | Cumulative Frequency | Cumulative Percent |
|--|-----------|---------|----------------------|--------------------|
| LSTASTGRE: LSTA STATE PROGRAM GRANTS—LIBRARY COOPERATIVES | | | | |
| D—Directly | 25 | 49.02 | 25 | 49.02 |
| N—Not provided | 26 | 50.98 | 51 | 100.00 |
| LSTASTSVA: LSTA STATEWIDE SERVICES—PUBLIC | | | | |
| D—Directly | 51 | 100.00 | 51 | 100.00 |
| LSTASTSVB: LSTA STATEWIDE SERVICES—ACADEMIC | | | | |
| D—Directly | 34 | 66.67 | 34 | 66.67 |
| N—Not provided | 17 | 33.33 | 51 | 100.00 |
| LSTASTSVC: LSTA STATEWIDE SERVICES—SCHOOL | | | | |
| D—Directly | 34 | 66.67 | 34 | 66.67 |
| N—Not provided | 17 | 33.33 | 51 | 100.00 |
| LSTASTSVD: LSTA STATEWIDE SERVICES—SPECIAL | | | | |
| D—Directly | 33 | 64.71 | 33 | 64.71 |
| N—Not provided | 18 | 35.29 | 51 | 100.00 |
| LSTASTSVE: LSTA STATEWIDE SERVICES—LIBRARY COOPERATIVES | | | | |
| D—Directly | 30 | 58.82 | 30 | 58.82 |
| N—Not provided | 21 | 41.18 | 51 | 100.00 |
| ADMINGROUP: ADMINISTRATIVE STRUCTURE GROUP | | | | |
| DEPARTMENT OF EDUCATION | 13 | 25.49 | 13 | 25.49 |
| DEPARTMENT OF STATE/ADMINISTRATION | 10 | 19.61 | 23 | 45.10 |
| INDEPENDENT AGENCY OR LEGISLATIVE BRANCH | 20 | 39.22 | 43 | 84.31 |
| OTHER AGENCY | 8 | 15.69 | 51 | 100.00 |
| OBEREG: BUREAU OF ECONOMIC ANALYSIS CODE | | | | |
| 1—New England | 6 | 11.76 | 6 | 11.76 |
| 2—Mid-East | 6 | 11.76 | 12 | 23.53 |
| 3—Great Lakes | 5 | 9.80 | 17 | 33.33 |
| 4—Plains | 7 | 13.73 | 24 | 47.06 |
| 5—Southeast | 12 | 23.53 | 36 | 70.59 |
| 6—Southwest | 4 | 7.84 | 40 | 78.43 |
| 7—Rocky Mountains | 5 | 9.80 | 45 | 88.24 |
| 8—Far West | 6 | 11.76 | 51 | 100.00 |
| RSTATUS: RESPONDENT STATUS | | | | |
| 1—Respondent, with no imputed data | 45 | 88.24 | 45 | 88.24 |
| 2—Respondent, with both reported and imputed data | 6 | 11.76 | 51 | 100.00 |

Table E2—Descriptive Statistics of Continuous Variables

| Variable | Label | N | Mean | Median | Minimum | Maximum | Std. Dev. |
|-----------|--|----|-----------|-----------|---------|-------------|-------------|
| TOTHR | Total hours open per typical week (all SLAA outlets) | 51 | 69.8 | 45.0 | 0.0 | 425.0 | 71.3 |
| TOTHRSC | Total hours/week (main or central outlet) | 51 | 36.2 | 42.0 | 0.0 | 51.0 | 14.5 |
| OTHEROUT | Other outlets, exclude bookmobiles | 51 | 1.0 | 0.0 | 0.0 | 12.0 | 2.2 |
| BKMOBILE | Bookmobiles | 51 | 0.1 | 0.0 | 0.0 | 3.0 | 0.4 |
| TOTALOUT | Total outlets | 51 | 1.9 | 1.0 | 0.0 | 13.0 | 2.2 |
| BKSERVOL | Book and serial volumes (exclude microform) | 51 | 513,062.2 | 170,309.0 | 0.0 | 2,952,803.0 | 736,749.8 |
| AUDIO | Audio materials | 51 | 3,192.6 | 282.0 | 0.0 | 74,918.0 | 10,887.1 |
| VIDEO | Video materials | 51 | 1,641.0 | 614.0 | 0.0 | 21,563.0 | 3,363.7 |
| SUBSCRIP | Current serial subscriptions (titles, not individual issues) | 51 | 405.3 | 87.0 | 0.0 | 6,273.0 | 1,077.3 |
| GOVDOC | Government documents | 51 | 431,507.9 | 2,760.0 | 0.0 | 4,753,000.0 | 1,037,933.9 |
| CIRC | Circulation | 51 | 47,469.5 | 3,123.0 | 0.0 | 772,663.0 | 149,868.0 |
| PROVTO | ILL—Provided to other libraries | 51 | 4,338.6 | 653.0 | 0.0 | 41,427.0 | 8,398.6 |
| RECFROM | ILL—Received from other libraries and document delivery services | 51 | 1,985.7 | 449.0 | 0.0 | 12,847.0 | 3,199.9 |
| REFTRANS | Reference transactions | 51 | 14,003.1 | 3,910.0 | 0.0 | 120,476.0 | 25,245.9 |
| LIBVISITS | Library visits | 51 | 28,354.2 | 7,215.0 | 0.0 | 247,740.0 | 56,079.6 |
| GRANTAW | Grants awarded | 51 | 168.2 | 88.0 | 0.0 | 1,812.0 | 281.4 |
| EVENTS | Continuing education programs—Number of events | 51 | 133.0 | 83.0 | 0.0 | 665.0 | 141.6 |
| ATEVENTS | Continuing education programs—Total attendance | 51 | 3,635.0 | 1,407.0 | 0.0 | 22,230.0 | 4,450.1 |
| MADMIN | Administration—ALA-MLS | 51 | 2.0 | 2.0 | 0.0 | 6.0 | 1.3 |
| NADMIN | Administration—Non ALA-MLS & Non MLS | 51 | 0.1 | 0.0 | 0.0 | 1.0 | 0.3 |
| OADMIN | Administration—Other (Professional and Non-Professional) Staff | 51 | 5.0 | 3.0 | 0.0 | 29.5 | 5.9 |
| ADMIN | Administration—Total staff | 51 | 7.1 | 6.0 | 1.0 | 29.5 | 5.6 |
| MLIBDEV | Library development—ALA-MLS | 51 | 5.8 | 5.0 | 0.0 | 24.0 | 4.0 |

State Library Administrative Agencies Survey FY 2018 | Data File Documentation and Data User's Guide

| Variable | Label | N | Mean | Median | Minimum | Maximum | Std. Dev. |
|----------|---|----|-----------------|----------------|----------------|------------------|-----------------|
| NLIBDEV | Library development—Non ALA-MLS & Non MLS | 51 | 0.6 | 0.0 | 0.0 | 4.2 | 1.2 |
| OLIBDEV | Library development—Other (Professional and Non-Professional) staff | 51 | 3.6 | 2.0 | 0.0 | 35.0 | 5.8 |
| LIBDEV | Library development—Total staff | 51 | 9.9 | 7.5 | 0.0 | 59.0 | 9.1 |
| MLIBSERV | Library services—ALA-MLS | 51 | 9.6 | 8.0 | 0.0 | 32.0 | 7.3 |
| NLIBSERV | Library services—Non ALA-MLS & Non MLS | 51 | 1.5 | 0.0 | 0.0 | 17.0 | 3.4 |
| OLIBSERV | Library services—Other (Professional and Non-Professional) staff | 51 | 12.4 | 7.0 | 0.0 | 68.0 | 15.3 |
| LIBSERV | Library services—Total staff | 51 | 23.5 | 16.0 | 0.0 | 86.5 | 21.3 |
| MOTHSERV | Other services—ALA-MLS | 51 | 1.0 | 0.0 | 0.0 | 12.0 | 2.5 |
| NOTHSERV | Other services—Non ALA-MLS & Non MLS | 51 | 0.0 | 0.0 | 0.0 | 1.0 | 0.1 |
| OOTHSERV | Other services—Other (Professional and Non-Professional) staff | 51 | 7.9 | 1.0 | 0.0 | 44.0 | 11.6 |
| OTHSERV | Other services—Total staff | 51 | 8.9 | 2.0 | 0.0 | 44.0 | 12.7 |
| MTOTSTAF | Total Staff—ALA-MLS | 51 | 18.3 | 17.0 | 0.0 | 41.0 | 9.3 |
| NTOTSTAF | Total Staff Non ALA-MLS & Non MLS | 51 | 2.3 | 1.0 | 0.0 | 17.0 | 3.7 |
| OTOTSTAF | Total Staff—Other (Professional and Non-Professional) staff | 51 | 29.0 | 21.0 | 1.0 | 147.0 | 29.5 |
| TOTSTAF | TOTAL STAFF | 51 | 49.5 | 40.0 | 4.0 | 174.5 | 36.2 |
| LSTAINC | Federal revenue—LSTA State Program revenue | 51 | \$3,039,891.63 | \$2,189,800.00 | \$794,628.00 | \$15,178,758.00 | \$2,784,780.35 |
| FIOTH | Federal revenue—Other | 51 | \$79,583.98 | \$0.00 | \$0.00 | \$988,653.00 | \$180,657.98 |
| FIOTH1B | Specify program amount Program 1 | 23 | \$97,611.83 | \$46,258.00 | \$1,200.00 | \$495,068.00 | \$119,008.29 |
| FIOTH2B | Specify program amount Program 2 | 11 | \$164,337.36 | \$63,050.00 | \$12.00 | \$948,457.00 | \$277,271.93 |
| TOTAL_FI | Federal revenue—Total | 51 | \$3,119,475.61 | \$2,304,332.00 | \$794,628.00 | \$15,178,758.00 | \$2,773,481.80 |
| SISTLAOP | State revenue—SLAA operation | 51 | \$5,677,807.63 | \$3,514,711.00 | \$342,304.00 | \$59,173,811.00 | \$8,551,029.65 |
| SIAIDLIB | State revenue—State aid to libraries | 51 | \$11,443,699.78 | \$2,464,823.00 | \$0.00 | \$119,996,925.00 | \$21,059,682.06 |
| SIOther | State revenue—Other | 51 | \$929,646.94 | \$0.00 | \$0.00 | \$8,070,461.00 | \$2,150,664.46 |
| TOTAL_SI | State revenue—Total | 51 | \$18,051,154.35 | \$9,458,416.00 | \$1,292,929.00 | \$126,563,510.00 | \$22,681,888.17 |
| OTHINCM | Other revenue | 51 | \$509,397.41 | \$67,858.00 | \$0.00 | \$7,153,092.00 | \$1,229,311.35 |

| Variable | Label | N | Mean | Median | Minimum | Maximum | Std. Dev. |
|----------|---|----|-----------------|-----------------|----------------|------------------|-----------------|
| TOTINCM | Total revenue | 51 | \$21,680,027.37 | \$11,750,092.00 | \$2,442,993.00 | \$135,634,574.00 | \$24,129,987.64 |
| OEXPSALA | Operating expenditures-Salaries and wages—Federal | 51 | \$585,794.61 | \$402,470.00 | \$0.00 | \$2,692,212.00 | \$544,422.43 |
| OEXPSALB | Operating expenditures-Salaries and wages—State | 51 | \$1,827,121.39 | \$1,320,700.00 | \$228,073.00 | \$6,559,231.00 | \$1,492,180.20 |
| OEXPSALC | Operating expenditures-Salaries and wages—Other | 51 | \$57,900.53 | \$0.00 | \$0.00 | \$956,561.00 | \$179,496.12 |
| OEXPSALD | Operating expenditures-Salaries and wages—Total | 51 | \$2,470,816.53 | \$1,793,663.00 | \$351,434.00 | \$7,313,348.00 | \$1,831,236.93 |
| OEXPBENA | Operating expenditures-Employee benefits—Federal | 51 | \$269,231.06 | \$200,579.00 | \$0.00 | \$1,572,637.00 | \$281,598.50 |
| OEXPBENB | Operating expenditures-Employee benefits—State | 51 | \$800,237.16 | \$568,429.00 | \$0.00 | \$4,807,083.00 | \$836,615.57 |
| OEXPBENC | Operating expenditures-Employee benefits—Other | 51 | \$21,950.06 | \$0.00 | \$0.00 | \$460,626.00 | \$72,175.23 |
| OEXPBEND | Operating expenditures-Employee benefits—Total | 51 | \$1,091,418.27 | \$757,562.00 | \$0.00 | \$5,665,655.00 | \$997,051.94 |
| TOTOXSTA | Operating expenditures-Total staff—Federal | 51 | \$855,025.67 | \$620,994.00 | \$0.00 | \$4,264,849.00 | \$810,015.61 |
| TOTOXSTB | Operating expenditures-Total staff—State | 51 | \$2,627,358.55 | \$1,946,749.00 | \$267,023.00 | \$9,511,247.00 | \$2,177,862.69 |
| TOTOXSTC | Operating expenditures-Total staff—Other | 51 | \$79,850.59 | \$0.00 | \$0.00 | \$1,417,187.00 | \$245,767.54 |
| TOTOXSTD | Operating expenditures-Total staff—Total | 51 | \$3,562,234.80 | \$2,795,405.00 | \$351,434.00 | \$11,799,356.00 | \$2,690,244.46 |
| OEXPCOLA | Operating expenditures-Collection—Federal | 51 | \$289,627.14 | \$30,053.00 | \$0.00 | \$3,093,494.00 | \$609,326.39 |
| OEXPCOLB | Operating expenditures-Collection—State | 51 | \$300,695.63 | \$99,121.00 | \$0.00 | \$1,987,588.00 | \$474,492.68 |
| OEXPCOLC | Operating expenditures-Collection—Other | 51 | \$5,210.12 | \$0.00 | \$0.00 | \$51,450.00 | \$12,508.83 |
| OEXPCOLD | Operating expenditures-Collection—Total | 51 | \$595,532.88 | \$151,791.00 | \$0.00 | \$4,183,118.00 | \$927,512.10 |
| OEXPOTHA | Operating expenditures-Other—Federal | 51 | \$917,734.00 | \$710,556.00 | \$0.00 | \$4,283,690.00 | \$831,926.05 |
| OEXPOTHB | Operating expenditures-Other—State | 51 | \$1,469,802.94 | \$971,979.00 | \$0.00 | \$7,579,614.00 | \$1,585,696.76 |

| Variable | Label | N | Mean | Median | Minimum | Maximum | Std. Dev. |
|----------|--|----|----------------|----------------|--------------|-----------------|-----------------|
| OEXPOTHC | Operating expenditures-Other—Other | 51 | \$175,859.88 | \$13,802.00 | \$0.00 | \$2,897,145.00 | \$450,967.69 |
| OEXPOTHD | Operating expenditures-Other—Total | 51 | \$2,426,035.55 | \$1,873,095.00 | \$0.00 | \$9,513,707.00 | \$2,226,731.91 |
| TOTOPEXA | Operating expenditures-Total—Federal | 51 | \$2,067,206.55 | \$1,638,427.00 | \$0.00 | \$8,287,601.00 | \$1,540,182.07 |
| TOTOPEXB | Operating expenditures-Total—State | 51 | \$4,397,857.12 | \$3,185,279.00 | \$274,306.00 | \$17,036,976.00 | \$3,591,117.90 |
| TOTOPEXC | Operating expenditures-Total—Other | 51 | \$260,920.59 | \$43,359.00 | \$0.00 | \$3,915,101.00 | \$657,703.15 |
| TOTOPEXD | Operating expenditures-Total—Total | 51 | \$6,725,984.25 | \$5,057,724.00 | \$351,434.00 | \$19,890,186.00 | \$4,892,238.66 |
| AIDIPLA | Financial assistance-Individual public libraries—Federal | 51 | \$343,318.71 | \$71,270.00 | \$0.00 | \$2,417,733.00 | \$548,336.92 |
| AIDIPLB | Financial assistance-Individual public libraries—State | 51 | \$7,657,274.00 | \$1,531,837.00 | \$0.00 | \$58,354,915.00 | \$12,987,421.26 |
| AIDIPLC | Financial assistance-Individual public libraries—Other | 51 | \$63,666.84 | \$0.00 | \$0.00 | \$2,202,639.00 | \$334,424.35 |
| AIDIPLD | Financial assistance-Individual public libraries—Total | 51 | \$8,064,259.57 | \$1,828,129.00 | \$0.00 | \$60,557,555.00 | \$13,334,418.87 |
| AIDPLSA | Financial assistance-Library cooperatives serving public libraries only—Federal | 51 | \$30,822.02 | \$0.00 | \$0.00 | \$614,772.00 | \$102,542.17 |
| AIDPLSB | Financial assistance-Library cooperatives serving public libraries only—State | 51 | \$2,106,692.92 | \$0.00 | \$0.00 | \$29,762,002.00 | \$6,369,017.93 |
| AIDPLSC | Financial assistance-Library cooperatives serving public libraries only—Other | 51 | \$0.00 | \$0.00 | \$0.00 | \$0.00 | \$0.00 |
| AIDPLSD | Financial assistance-Library cooperatives serving public libraries only—Total | 51 | \$2,137,514.94 | \$0.00 | \$0.00 | \$29,762,002.00 | \$6,397,385.55 |
| AIDOILA | Financial assistance-Other Individual libraries—Federal | 51 | \$54,144.94 | \$0.00 | \$0.00 | \$687,916.00 | \$145,993.35 |
| AIDOILB | Financial assistance-Other Individual libraries—State | 51 | \$113,030.18 | \$0.00 | \$0.00 | \$5,426,505.00 | \$759,334.24 |
| AIDOILC | Financial assistance-Other Individual libraries—Other | 51 | \$194.76 | \$0.00 | \$0.00 | \$9,933.00 | \$1,390.90 |
| AIDOILD | Financial assistance-Other individual libraries—Total | 51 | \$167,369.88 | \$0.00 | \$0.00 | \$5,426,505.00 | \$765,995.41 |
| AIDMLSA | Financial assistance-Library cooperatives serving more than one library type—Federal | 51 | \$188,593.53 | \$0.00 | \$0.00 | \$4,848,746.00 | \$774,804.03 |

| Variable | Label | N | Mean | Median | Minimum | Maximum | Std. Dev. |
|----------|---|----|-----------------|----------------|---------|------------------|-----------------|
| AIDMLSB | Financial assistance- Library cooperatives serving more than one library type—State | 51 | \$679,554.96 | \$0.00 | \$0.00 | \$10,790,355.00 | \$1,946,622.62 |
| AIDMLSC | Financial assistance- Library cooperatives serving more than one library type—Other | 51 | \$0.00 | \$0.00 | \$0.00 | \$0.00 | \$0.00 |
| AIDMLSD | Financial assistance- Library cooperatives serving more than one library type—Total | 51 | \$868,148.49 | \$0.00 | \$0.00 | \$13,386,221.00 | \$2,341,664.30 |
| AIDSALA | Financial assistance-Single agency/library providing statewide services—Federal | 51 | \$264,752.31 | \$0.00 | \$0.00 | \$4,528,632.00 | \$748,792.65 |
| AIDSALB | Financial assistance-Single agency/library providing statewide services—State | 51 | \$726,236.35 | \$0.00 | \$0.00 | \$10,649,111.00 | \$2,205,291.30 |
| AIDSALC | Financial assistance-Single agency/library providing statewide services—Other | 51 | \$0.00 | \$0.00 | \$0.00 | \$0.00 | \$0.00 |
| AIDSALD | Financial assistance-Single agency/library providing statewide services—Total | 51 | \$990,988.67 | \$0.00 | \$0.00 | \$11,751,750.00 | \$2,572,073.39 |
| AIDLCA | Financial assistance-Library construction—Federal | 51 | \$0.00 | \$0.00 | \$0.00 | \$0.00 | \$0.00 |
| AIDLCB | Financial assistance-Library construction—State | 51 | \$1,387,708.67 | \$0.00 | \$0.00 | \$24,000,000.00 | \$4,469,959.72 |
| AIDLCC | Financial assistance-Library construction—Other | 51 | \$0.00 | \$0.00 | \$0.00 | \$0.00 | \$0.00 |
| AIDLCD | Financial assistance-Library construction—Total | 51 | \$1,387,708.67 | \$0.00 | \$0.00 | \$24,000,000.00 | \$4,469,959.72 |
| AIDOTHA | Financial assistance-Other—Federal | 51 | \$40,856.76 | \$0.00 | \$0.00 | \$626,601.00 | \$119,215.87 |
| AIDOTHB | Financial assistance-Other—State | 51 | \$525,233.57 | \$0.00 | \$0.00 | \$8,962,171.00 | \$1,800,717.95 |
| AIDOTHC | Financial assistance-Other—Other | 51 | \$1,367.65 | \$0.00 | \$0.00 | \$69,750.00 | \$9,766.95 |
| AIDOTHD | Financial assistance-Other—Total | 51 | \$567,457.98 | \$0.00 | \$0.00 | \$8,962,171.00 | \$1,795,379.47 |
| TOTAIDA | Financial assistance-Total—Federal | 51 | \$922,488.27 | \$242,533.00 | \$0.00 | \$10,852,820.00 | \$1,766,768.54 |
| TOTAIDB | Financial assistance-Total—State | 51 | \$13,195,730.65 | \$3,748,940.00 | \$0.00 | \$119,973,441.00 | \$22,599,094.89 |
| TOTAIDC | Financial assistance-Total—Other | 51 | \$65,229.25 | \$0.00 | \$0.00 | \$2,202,639.00 | \$334,268.59 |
| TOTAIDD | Financial assistance-Total—Total | 51 | \$14,183,448.20 | \$4,480,078.00 | \$0.00 | \$119,973,441.00 | \$23,062,815.84 |




| Variable | Label | N | Mean | Median | Minimum | Maximum | Std. Dev. |
|----------|--|----|-----------------|-----------------|----------------|------------------|-----------------|
| CAPITALA | Capital outlay—Federal | 51 | \$4,675.35 | \$0.00 | \$0.00 | \$74,941.00 | \$15,177.38 |
| CAPITALB | Capital outlay—State | 51 | \$30,649.73 | \$0.00 | \$0.00 | \$1,214,250.00 | \$169,733.99 |
| CAPITALC | Capital outlay—Other | 51 | \$504.69 | \$0.00 | \$0.00 | \$22,149.00 | \$3,109.02 |
| CAPITALD | Capital outlay—Total | 51 | \$35,829.76 | \$0.00 | \$0.00 | \$1,274,435.00 | \$178,072.51 |
| OTHEXPA | Other expenditures—Federal | 51 | \$122,266.57 | \$0.00 | \$0.00 | \$2,966,376.00 | \$481,490.92 |
| OTHEXPB | Other expenditures—State | 51 | \$178,703.65 | \$0.00 | \$0.00 | \$8,098,422.00 | \$1,135,814.32 |
| OTHEXPC | Other expenditures—Other | 51 | \$82,929.39 | \$0.00 | \$0.00 | \$3,193,652.00 | \$456,857.46 |
| OTHEXPD | Other expenditures—Total | 51 | \$383,899.61 | \$0.00 | \$0.00 | \$14,258,450.00 | \$2,003,898.55 |
| TOTEXPA | Total expenditures—Federal | 51 | \$3,111,817.00 | \$2,424,879.00 | \$881,267.00 | \$15,178,758.00 | \$2,626,001.26 |
| TOTEXPB | Total expenditures—State | 51 | \$17,802,941.16 | \$9,816,823.00 | \$1,292,930.00 | \$126,540,026.00 | \$22,503,551.10 |
| TOTEXPC | Total expenditures—Other | 51 | \$409,583.92 | \$54,635.00 | \$0.00 | \$3,915,101.00 | \$874,919.81 |
| TOTEXPD | Total expenditures—Total | 51 | \$21,324,860.80 | \$12,060,166.00 | \$2,443,894.00 | \$134,871,748.00 | \$23,845,799.34 |
| SWEXPT | LSTA State Program expenditures, by type—Statewide services | 51 | \$1,931,517.63 | \$1,431,178.00 | \$0.00 | \$7,944,128.00 | \$1,594,087.11 |
| GREXPT | LSTA State Program expenditures, by type—Grants | 51 | \$910,545.39 | \$225,833.00 | \$0.00 | \$10,852,820.00 | \$1,764,745.35 |
| ADMEXPT | LSTA State Program expenditures, by type—LSTA administration | 51 | \$82,089.86 | \$48,793.00 | \$0.00 | \$604,533.00 | \$106,522.06 |
| TOTEXPT | LSTA State Program expenditures, by type—Total | 51 | \$2,924,348.96 | \$2,192,105.00 | \$427,118.00 | \$15,178,758.00 | \$2,662,209.32 |
| PAGIW_LO | Library-owned public-access graphical Internet workstations | 51 | \$10.86 | \$7.00 | \$0.00 | \$48.00 | \$12.32 |
| PAIW_OTH | All other public-access Internet workstations | 51 | \$0.90 | \$0.00 | \$0.00 | \$28.00 | \$4.17 |
| SWDBLICA | Expenditures for statewide database licensing, by source—Federal | 51 | \$589,653.69 | \$316,675.00 | \$0.00 | \$3,034,561.00 | \$767,610.11 |
| SWDBLICB | Expenditures for statewide database licensing, by source—State | 51 | \$635,497.69 | \$255,665.00 | \$0.00 | \$8,098,422.00 | \$1,246,502.02 |
| SWDBLICC | Expenditures for statewide database licensing, by source—Other | 51 | \$82,686.47 | \$0.00 | \$0.00 | \$3,193,652.00 | \$450,810.56 |
| SWDBLICD | Expenditures for statewide database licensing, by source—Total | 51 | \$1,329,935.88 | \$841,775.00 | \$0.00 | \$14,258,450.00 | \$2,040,459.74 |
| POPU_ST | US Census Bureau State Population Estimates/Census | 51 | \$6,415,047.73 | \$4,468,402.00 | \$577,737.00 | \$39,557,045.00 | \$7,343,307.89 |

Appendix F – SLAA Administrative Structure Groups, FY 2018

| Department of State / Administration (n=10) | Independent Agency/ Legislative Branch (n=20) | Department of Education (n=13) | Other Agency (n=8) |
|---|---|--------------------------------|--------------------|
| Arizona | Alabama | Alaska | Georgia |
| Delaware | California | Arkansas | Louisiana |
| Florida | Connecticut | Colorado | New Hampshire |
| Illinois | District of Columbia | Iowa | New Jersey |
| Missouri | Hawaii | Kentucky | New Mexico |
| Nevada | Idaho | Michigan | North Carolina |
| Rhode Island | Indiana | Minnesota | Utah |
| Vermont | Kansas | New York | West Virginia |
| Washington | Maine | North Dakota | |
| Wyoming | Maryland | Pennsylvania | |
| | Massachusetts | South Dakota | |
| | Mississippi | Virginia | |
| | Montana | Wisconsin | |
| | Nebraska | | |
| | Ohio | | |
| | Oklahoma | | |
| | Oregon | | |
| | South Carolina | | |
| | Tennessee | | |
| | Texas | | |

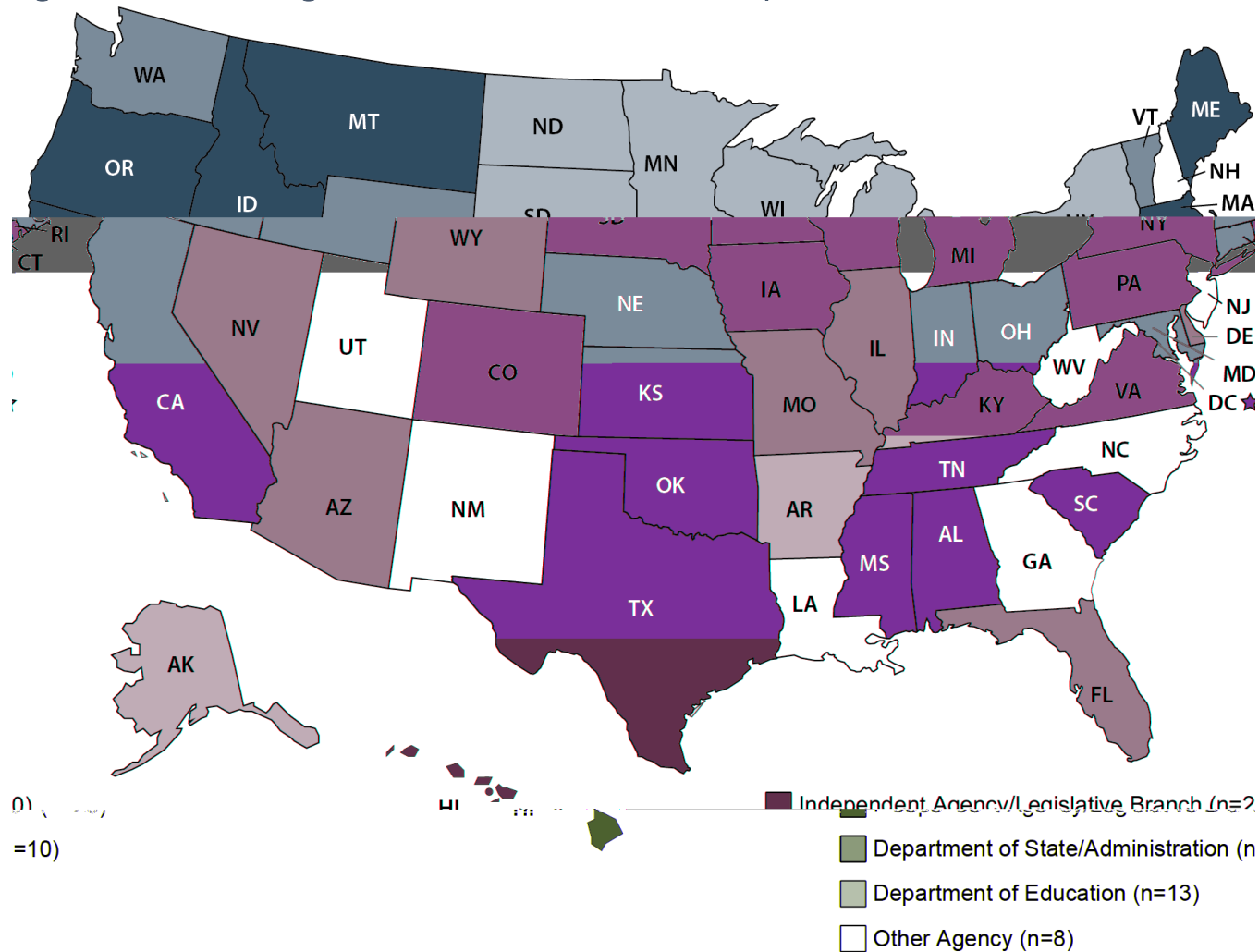
Appendix G – Decision Tree: Assignment of SLAAs to Administrative Groups

Table G1. Decision Process for Assigning SLAAs to Administrative Groups

| BRANCH | | | | | |
|--|--|-----------------------------|---|---|--|
| Value = L (Legislative, n=2) Assigned to “Independent/Legislative” (MS and TN) | | Value = E (Executive, n=49) |  | INDAGY = “B” or “G” Independent agency (n = 17) | Assigned to “Independent/Legislative” (AL, CA, CT, DC, ID, IN, KS, ME, MD, MA, MT, NE, OH, OK, OR, SC, TX) |
| | | |  | LARGERAG | |
| | | | | Value = “C” (Cultural, n=4) | Assigned to “Other” (LA, NH, NM, NC) |
| | | | | Value = “E” (Education, n=12) | Assigned to “Dept. of Education” (AK, AR, CO, IA, MI, MN, NY, ND, PA, SD, VA, WI) |
| | | | | Value = “S” (State, n=5) | Assigned to “Dept. of State/Administration” (AZ, DE, FL, MO, WA) |
| | | | | Value = “O” (Other, n=11) ¹ | HI assigned to Independent/Legislative WV assigned to “Other” |
| | | |  | | |
| | | | | OTHAGSP | |
| | | | | Write-in Responses | Assignment |
| | | | | SECRETARY OF STATE (n=1) DEPARTMENT OF ADMINISTRATION (n=3) ² AGENCY OF ADMINISTRATION (n=1) | Assigned to “Dept. of State/Administration” (IL, NV, RI, VT, and WY) |
| | | | | EDUCATION AND WORKFORCE DEVELOPMENT CABINET (n=1) | Assigned to “Dept. of Education” (KY) |
| | | | | UNIVERSITY SYSTEM OF GEORGIA THOMAS EDISON STATE UNIVERSITY DEPARTMENT OF HERITAGE AND ARTS | Assigned to “Other” (GA, NJ, UT) |

- (1) For a small number of states, an assignment was made based on the pattern of responses, write-in answers on the OTHAGSP item, and historical assignments.
WV and HI were even more unique cases. Although the Hawaii SLAA was assigned by Bertot and White (2014) and in the FY 2016 SLAA report to the Department of Education based on its write-in response to the OTHAGSP item, it was not actually located within the state’s department of education. The State Library Chief indicated that it was an Independent Agency. West Virginia was assigned to “Other” consistent with Bertot and White (2014) that indicated it as having an ambiguous situation.
- (2) In one case, this was the “Department of Administration and Information.”

Figure G1. The Resulting SLAA Administrative Structure Groups for FY 2018



Note: The District of Columbia is in the Independent Agency/Legislative Branch category.
 Source: Institute of Museum and Library Services (IMLS), State Library Administrative Agencies (SLAA) Survey, Fiscal Year (FY) 2018.

Appendix H – Survey and State Edit Check Reports

Notes about Specific SLAAs

The SLAAs in Hawaii, Maryland, and the District of Columbia are administrative offices only; they do not have collections. In Hawaii, the main library of the Hawaii State Public Library System is the Hawaii State Library. In Maryland, state law designates the Enoch Pratt Free Library's central library as the Maryland State Library Resource Center. In the District of Columbia, the Martin Luther King, Jr. Memorial Library, the central library of the District of Columbia Public Library, functions as a resource center for the municipal government. Information for these collections is reported in the IMLS Public Libraries Survey.

State Notes on Data

The following edit check reports detail known anomalies for specific states and comments for data users to consider as they use the SLAA data for analysis and reporting. The information was obtained by reviewing each state's edit report.

Alabama Edit Report

| Edit Code | Line Number | Section | Message | Value | Justification | Accepted |
|-----------|-------------|---|---|--|---|----------|
| 28 | H-030 | H: Lib Dev Trans (H-010 - H-030) | ATTENDANCE AT EVENTS (H-030) per NUMBER OF EVENTS (H-020) for the current reporting period has had a large change from prior reporting period. Please check for possible errors or explain why the correct data are out of range. | Current Value: 3407; Prior Value: 4359 | Less attendees came to various events held at our agency this year. | Yes |
| 45 | K_OE-020c | K: Expenditures (K_AO-010a - K_OE-020d) | OTHER EXPENDITURES (K_OE-020c) from other sources equals the sum of TOTAL OPERATING EXPENDITURES (K_AO-060c), TOTAL FINANCIAL ASSISTANCE (K_FA-080c), CAPITAL OUTLAY (K_OE-010c) from other sources. This row should not be a summation of the preceding rows. Please check for possible errors or explain why the correct data are out of range. | Current Value: 0; Prior Value: 0 | Correct according to finance. Several contract costs have not changed in price. | Yes |
| 91 | J-140 | J: Revenue (J-070 - J-150) | OTHER REVENUE (J-140) greater than 0 but TOTAL EXPENDITURES (K_TE-010) in Other column (c) equal 0, or vice versa. | Current Value: 6000; Prior Value: 25615 | This is correct according to finance office. | Yes |
| 115 | L-040 | L: LSTA Exps (L-010 - L-040) | TOTAL LSTA EXPENDITURES (L-040) compared to TOTAL EXPENDITURES (K_TE-010a) from federal sources is lower than expected. Please check for possible errors or explain why the correct data are out of range. | Current Value: 2675415; Prior Value: 2716587 | Less was appropriated to grants program than it was for other state services. | Yes |
| 614 | G-030 | G: Lib Serv Trans (G-010 - G-050) | RECEIVED FROM OTHER LIBRARIES AND DOCUMENT DELIVERY SERVICES (G-030) for the current reporting period has had a large change from prior reporting period. Please check for possible errors or explain why the correct data are out of range. | Current Value: 28; Prior Value: 1235 | Previous error must be error. Reference department stated we never receive many loans from other libraries through ILL in a year. | Yes |
| 637 | J-120 | J: Revenue (J-070 - J-150) | The value reported for this item equals the value from the prior reporting period. Please check for possible errors or explain why they are equal. | Current Value: 269300; Prior Value: 269300 | Correct, the contract amount for electronic resource stayed the same over the past several years so no change in this amount. | Yes |
| 637 | K_AO-050b | K: Expenditures (K_AO-010a - K_OE-020d) | The value reported for this item equals the value from the prior reporting period. Please check for possible errors or explain why they are equal. | Current Value: 1174930; Prior Value: 1174930 | This is correct according to finance office. | Yes |
| 637 | M-160b | M: E Services (M-160a - M-230) | The value reported for this item equals the value from the prior reporting period. Please check for possible errors or explain why they are equal. | Current Value: 269800; Prior Value: 269800 | Less for this category. | Yes |

Alaska Edit Check Report

| Edit Code | Line Number | Section | Message | Value | Justification | Accepted |
|-----------|-------------|---|---|--|---|----------|
| 11 | E-020 | E: Hours, Outlets (E-010 - E-040) | TOTAL HOURS / WEEK (main or central outlet) (E-020) is greater than 0 but is less than 32. | Current Value: 30; Prior Value: 30 | Correct, State Library is open M-F 10 a.m. to 4 p.m. | Yes |
| 28 | H-030 | H: Lib Dev Trans (H-010 - H-030) | ATTENDANCE AT EVENTS (H-030) per NUMBER OF EVENTS (H-020) for the current reporting period has had a large change from prior reporting period. Please check for possible errors or explain why the correct data are out of range. | Current Value: 3201; Prior Value: 1880 | We focused on having more "large attendance" events. | Yes |
| 45 | K_OE-020c | K: Expenditures (K_AO-010a - K_OE-020d) | OTHER EXPENDITURES (K_OE-020c) from other sources equals the sum of TOTAL OPERATING EXPENDITURES (K_AO-060c), TOTAL FINANCIAL ASSISTANCE (K_FA-080c), CAPITAL OUTLAY (K_OE-010c) from other sources. This row should not be a summation of the preceding rows. Please check for possible errors or explain why the correct data are out of range. | Current Value: 0; Prior Value: 0 | There is no "other revenue" and no "other" expenditures. | Yes |
| 67 | L-020 | L: LSTA Exps (L-010 - L-040) | GRANTS (L-020) expenditures, but no expenditures on INDIVIDUAL PUBLIC LIBRARIES (K_FA-010) or LIBRARY COOPERATIVES SERVING PUBLIC LIBRARIES ONLY (K_FA-020), or vice versa. | Current Value: 814589; Prior Value: 785503 | There is data in K_FA-010 \$112,476 | Yes |
| 618 | J-010 | J: Revenue (J-010 - J-050) | The response this reporting period is different from last reporting period. Please check for possible errors or explain the difference. | Current Value: Y; Prior Value: N | We administer all public library funds. | Yes |
| 618 | M-010 | M: E Services (M-010 - M-070) | The response this reporting period is different from last reporting period. Please check for possible errors or explain the difference. | Current Value: N; Prior Value: Y | The Alaska State Library does not fund or facilitate electronic network planning or monitoring. | Yes |
| 618 | M-020 | M: E Services (M-010 - M-070) | The response this reporting period is different from last reporting period. Please check for possible errors or explain the difference. | Current Value: N; Prior Value: Y | The Alaska State Library does not fund or facilitate electronic network operations. | Yes |
| 618 | M-030 | M: E Services (M-010 - M-070) | The response this reporting period is different from last reporting period. Please check for possible errors or explain the difference. | Current Value: N; Prior Value: Y | The Alaska State Library does not fund or facilitate bibliographic database development. | Yes |
| 618 | M-040 | M: E Services (M-010 - M-070) | The response this reporting period is different from last reporting period. Please check for possible errors or explain the difference. | Current Value: N; Prior Value: Y | The Alaska State Library does not fund or facilitate database development of full text or data files. | Yes |
| 627 | M-160d | M: E Services (M-160a - M-230) | STATEWIDE DATABASE LICENSING EXPENDITURES (M-160d) for the current reporting period has had a large change from prior reporting period. Please check for possible errors or explain why the correct data are out of range. | Current Value: 558775; Prior Value: 251656 | There was an increase in amount allocated to databases and there was the special (DEED) allocation. | Yes |

| Edit Code | Line Number | Section | Message | Value | Justification | Accepted |
|-----------|-------------|---|--|--|--|----------|
| 630 | D_CI-040a | D: Services to Libs (D_CI-010a - D_CI-060e) | The response this reporting period is different from the prior reporting period. Please check for possible errors or explain the difference. | Current Value: C; Prior Value: D | We now contract this position with state funds. | Yes |
| 630 | D_CI-040c | D: Services to Libs (D_CI-010a - D_CI-060e) | The response this reporting period is different from the prior reporting period. Please check for possible errors or explain the difference. | Current Value: C; Prior Value: D | We now contract this position with state funds. | Yes |
| 630 | D_PA-030a | D: Services to Libs (D_PA-010a - D_PA-060e) | The response this reporting period is different from the prior reporting period. Please check for possible errors or explain the difference. | Current Value: C; Prior Value: N | We contract out for the Ready to Read Research Center (early literacy), Battle of the Books, and Alaska Reads. | Yes |
| 633 | E-090d | E: Hours, Outlets (E-050 - E-130d) | Total for this item is 0 this year but was not 0 last year. | Current Value: 0; Prior Value: 1 | We contract out for these services now. | Yes |
| 633 | I-040d | I: Staff (I-010a - I-050d) | Total for this item is 0 this year but was not 0 last year. | Current Value: 0.00; Prior Value: 1.00 | We no longer have this position. | Yes |
| 633 | K_TE-010c | K: Expenditures (K_FA-010a - K_TE-010d) | Total for this item is 0 this year but was not 0 last year. | Current Value: 0; Prior Value: 21038 | No outside funds this year. | Yes |
| 634 | I-040d | I: Staff (I-010a - I-050d) | Item is 0 this year but was not 0 last year. | Current Value: 0.00; Prior Value: 1.00 | We no longer have this position. | Yes |
| 634 | J-140 | J: Revenue (J-070 - J-150) | Item is 0 this year but was not 0 last year. | Current Value: 0; Prior Value: 21038 | All revenue is accounted for in the existing revenue categories. No "other" revenue. | Yes |
| 634 | M-150 | M: E Services (M-080 - M-150) | Item is 0 this year but was not 0 last year. | Current Value: 0; Prior Value: 3 | There are no computers from other agencies. | Yes |

Arizona Edit Check Report

| Edit Code | Line Number | Section | Message | Value | Justification | Accepted |
|-----------|-------------|-----------------------------------|---|--|---|----------|
| 23 | G-010 | G: Lib Serv Trans (G-010 - G-050) | Annual CIRCULATION (G-010) per annual LIBRARY VISITS (G-050) is higher than expected. Please check both and update or explain. Please check for possible errors or explain why the correct data are out of range. | Current Value: 11580; Prior Value: 21598 | Verified. Majority of usage is city directories and newspaper microfilm. Patrons will often use dozens of items per visit. | Yes |
| 24 | G-040 | G: Lib Serv Trans (G-010 - G-050) | The amount of REFERENCE TRANSACTIONS (G-040) per LIBRARY VISIT (G-050) is higher than expected. | Current Value: 8302; Prior Value: 2519 | Verified. The majority of SLAA's reference transactions occur over the phone or in email. | Yes |
| 27 | H-030 | H: Lib Dev Trans (H-010 - H-030) | ATTENDANCE AT EVENTS (H-030) for the current reporting period has had a large change from prior reporting period. Please check for possible errors or explain why the correct data are out of range. | Current Value: 927; Prior Value: 6232 | Verified. There are several reasons for this decline. The closing of the Capitol Reading and subsequent move resulted in far fewer events. The registration system used to track events was down for months during a website migration. Finally, some events are not captured in the event registration software, which was the only available source of this number. | Yes |

| Edit Code | Line Number | Section | Message | Value | Justification | Accepted |
|-----------|-------------|---|---|--|---|----------|
| 28 | H-030 | H: Lib Dev Trans (H-010 - H-030) | ATTENDANCE AT EVENTS (H-030) per NUMBER OF EVENTS (H-020) for the current reporting period has had a large change from prior reporting period. Please check for possible errors or explain why the correct data are out of range. | Current Value: 927; Prior Value: 6232 | Verified. There are several reasons for this decline. The closing of the Capitol Reading and subsequent move resulted in far fewer events. The registration system used to track events was down for months during a website migration. Finally, some events are not captured in the event registration software, which was the only available source of this number. | Yes |
| 36 | I-040d | I: Staff (I-010a - I-050d) | OTHER SERVICES (I-040d) for the current reporting period has had a large change from prior reporting period. Please check for possible errors or explain why the correct data are out of range. | Current Value: 24.00; Prior Value: 37.25 | Verified. Due to a reorganization and subsequent layoff, the Agency lost a number of staff. | Yes |
| 92 | K_TE-010c | K: Expenditures (K_FA-010a - K_TE-010d) | TOTAL EXPENDITURES (K_TE-010c) compared to OTHER REVENUE (J-140) in other sources has had a large change. Please check for possible errors or explain why the correct data are out of range. | Current Value: 302324; Prior Value: 274510 | Verified. There was of donation funded special project this year. | Yes |
| 127 | L-030 | L: LSTA Exps (L-010 - L-040) | LSTA ADMINISTRATION (L-030) compared to LSTA STATE PROGRAM (J-070) revenue is greater than expected. Please check for possible errors or explain why the correct data are out of range. | Current Value: 70821; Prior Value: 117763 | Verified. LSTA Administrator's salary was partially funded out of a different line this year. | Yes |
| 610 | F-040 | F: Collections (F-010 - F-050) | CURRENT SERIAL SUBSCRIPTIONS (F-040) for the current reporting period has had a large change from prior reporting period. Please check for possible errors or explain why the correct data are out of range. | Current Value: 63; Prior Value: 1821 | Verified. Serial subscriptions were significantly reduced. Online databases replaced majority of law journals. | Yes |
| 615 | G-040 | G: Lib Serv Trans (G-010 - G-050) | REFERENCE TRANSACTIONS (G-040) for the current reporting period has had a large change from prior reporting period. Please check for possible errors or explain why the correct data are out of range. | Current Value: 8302; Prior Value: 2519 | Verified. Staff were instructed to track reference transactions for internal reporting purposes. This number is probably more accurate than previous reports. | Yes |
| 616 | G-050 | G: Lib Serv Trans (G-010 - G-050) | LIBRARY VISITS (G-050) for the current reporting period has had a large change from prior reporting period. Please check for possible errors or explain why the correct data are out of range. | Current Value: 1241; Prior Value: 5336 | Verified. Two SLAA outlets were merged into a single space. The reading room at the Historic Capitol was closed in June 2017. | Yes |
| 618 | C-020 | C: Allied Ops (C-010 - C-080) | The response this reporting period is different from last reporting period. Please check for possible errors or explain the difference. | Current Value: N; Prior Value: Y | Verified. After reading the definition, we don't feel this applies to us. | Yes |
| 637 | J-120 | J: Revenue (J-070 - J-150) | The value reported for this item equals the value from the prior reporting period. Please check for possible errors or explain why they are equal. | Current Value: 97000; Prior Value: 97000 | Verified. This is an annual appropriation for the Talking Book Library's Radio Reading program. | Yes |

Arkansas Edit Check Report

| Edit Code | Line Number | Section | Message | Value | Justification | Accepted |
|-----------|-------------|---|---|---|---|----------|
| 28 | H-030 | H: Lib Dev Trans (H-010 - H-030) | ATTENDANCE AT EVENTS (H-030) per NUMBER OF EVENTS (H-020) for the current reporting period has had a large change from prior reporting period. Please check for possible errors or explain why the correct data are out of range. | Current Value: 772; Prior Value: 429 | Held more events but some events were limited on attendance due to space. | Yes |
| 607 | F-010 | F: Collections (F-010 - F-050) | BOOK AND SERIAL VOLUMES (F-010) for the current reporting period has had a large change from prior reporting period. Please check for possible errors or explain why the correct data are out of range. | Current Value: 399922; Prior Value: 32057 | Non-government was previously reported and is currently at 41,571. However, if you include government 358,351, it gives a total of 399,922. | Yes |
| 1110 | D_SV-100a | D: Services to Libs (D_SV-010a - D_SV-100e) | Provide ADMINISTRATION OF LSTA STATE STATEWIDE SERVICES (D_SV-100) but no GRANTS AWARDED (H-010), or vice versa. | Current Value: D; Prior Value: D | We offer access to statewide databases throughout the state, but we do not do subgrants. | Yes |

California Edit Check Report

| Edit Code | Line Number | Section | Message | Value | Justification | Accepted |
|-----------|-------------|-----------------------------------|---|---|---|----------|
| 28 | H-030 | H: Lib Dev Trans (H-010 - H-030) | ATTENDANCE AT EVENTS (H-030) per NUMBER OF EVENTS (H-020) for the current reporting period has had a large change from prior reporting period. Please check for possible errors or explain why the correct data are out of range. | Current Value: 22230; Prior Value: 21531 | This number is accurate; while we had fewer events, we had a greater number of larger events with greater attendance. | Yes |
| 67 | L-020 | L: LSTA Exps (L-010 - L-040) | GRANTS (L-020) expenditures, but no expenditures on INDIVIDUAL PUBLIC LIBRARIES (K_FA-010) or LIBRARY COOPERATIVES SERVING PUBLIC LIBRARIES ONLY (K_FA-020), or vice versa. | Current Value: 10852820; Prior Value: 9367547 | We did not give any grants to cooperatives serving public libraries only, but we did to individual public libraries and this is reflected in our survey data. | Yes |
| 109 | H-030 | H: Lib Dev Trans (H-010 - H-030) | TOTAL ATTENDANCE AT EVENTS (H-030) greater than 6,000. | Current Value: 22230; Prior Value: 21531 | This number is accurate; while we had fewer events, we had a greater number of larger events with greater attendance. | Yes |
| 127 | L-030 | L: LSTA Exps (L-010 - L-040) | LSTA ADMINISTRATION (L-030) compared to LSTA STATE PROGRAM (J-070) revenue is greater than expected. Please check for possible errors or explain why the correct data are out of range. | Current Value: 604533; Prior Value: 602017 | This figure is accurate. Our LSTA revenue went up by about \$120,000, what's reported here is only a few thousand more than the previous report and well within the allowed 4%, not sure why it's triggering an edit check. | Yes |
| 510 | G-050 | G: Lib Serv Trans (G-010 - G-050) | Item is -1. | Current Value: -1; Prior Value: -1 | We don't have statistics for library visits. | Yes |

| Edit Code | Line Number | Section | Message | Value | Justification | Accepted |
|-----------|-------------|---|---|--|---|----------|
| 613 | G-020 | G: Lib Serv Trans (G-010 - G-050) | PROVIDED TO OTHER LIBRARIES (G-020) for the current reporting period has had a large change from prior reporting period. Please check for possible errors or explain why the correct data are out of range. | Current Value: 3135; Prior Value: 10773 | This figure is correct, our interlibrary loan transactions have decreased significantly, possibly due to the state's Zip Books program. | Yes |
| 618 | M-240 | M: E Services (M-240 - M-270) | The response this reporting period is different from last reporting period. Please check for possible errors or explain the difference. | Current Value: N; Prior Value: Y | We no longer support this type of access. | Yes |
| 630 | D_CI-040a | D: Services to Libs (D_CI-010a - D_CI-060e) | The response this reporting period is different from the prior reporting period. Please check for possible errors or explain the difference. | Current Value: N; Prior Value: D | In the absence of an e-rate coordinator we have not provided these kinds of services. | Yes |
| 630 | D_CI-040e | D: Services to Libs (D_CI-010a - D_CI-060e) | The response this reporting period is different from the prior reporting period. Please check for possible errors or explain the difference. | Current Value: N; Prior Value: D | In the absence of an e-rate coordinator we have not provided these kinds of services. | Yes |
| 630 | D_OA-010a | D: Services to Libs (D_OA-010a - D_OA-030e) | The response this reporting period is different from the prior reporting period. Please check for possible errors or explain the difference. | Current Value: N; Prior Value: C | We do not provide support for cooperative purchasing. | Yes |
| 630 | D_OA-010b | D: Services to Libs (D_OA-010a - D_OA-030e) | The response this reporting period is different from the prior reporting period. Please check for possible errors or explain the difference. | Current Value: N; Prior Value: C | We do not provide support for cooperative purchasing. | Yes |
| 630 | D_OA-010c | D: Services to Libs (D_OA-010a - D_OA-030e) | The response this reporting period is different from the prior reporting period. Please check for possible errors or explain the difference. | Current Value: N; Prior Value: C | We do not provide support for cooperative purchasing. | Yes |
| 630 | D_OA-010d | D: Services to Libs (D_OA-010a - D_OA-030e) | The response this reporting period is different from the prior reporting period. Please check for possible errors or explain the difference. | Current Value: N; Prior Value: C | We do not provide support for cooperative purchasing. | Yes |
| 630 | D_OA-010e | D: Services to Libs (D_OA-010a - D_OA-030e) | The response this reporting period is different from the prior reporting period. Please check for possible errors or explain the difference. | Current Value: N; Prior Value: C | We do not provide support for cooperative purchasing. | Yes |
| 630 | D_SV-040e | D: Services to Libs (D_SV-010a - D_SV-100e) | The response this reporting period is different from the prior reporting period. Please check for possible errors or explain the difference. | Current Value: N; Prior Value: D | We don't collect statistics for library cooperatives. | Yes |
| 637 | K_FA-010b | K: Expenditures (K_FA-010a - K_TE-010d) | The value reported for this item equals the value from the prior reporting period. Please check for possible errors or explain why they are equal. | Current Value: 4820000; Prior Value: 4820000 | The amount reported is correct, has not changed from the previous report. | Yes |
| 637 | K_FA-050b | K: Expenditures (K_FA-010a - K_TE-010d) | The value reported for this item equals the value from the prior reporting period. Please check for possible errors or explain why they are equal. | Current Value: 2475000; Prior Value: 2475000 | The amount reported is correct, has not changed from the previous report. | Yes |

Colorado Edit Check Report

| Edit Code | Line Number | Section | Message | Value | Justification | Accepted |
|-----------|-------------|---|---|--|---|----------|
| 23 | G-010 | G: Lib Serv Trans (G-010 - G-050) | Annual CIRCULATION (G-010) per annual LIBRARY VISITS (G-050) is higher than expected. Please check both and update or explain. Please check for possible errors or explain why the correct data are out of range. | Current Value: 716448; Prior Value: 759481 | Talking Book Library circulates audio books via the postal service. Patrons do not come into the library. | Yes |
| 28 | H-030 | H: Lib Dev Trans (H-010 - H-030) | ATTENDANCE AT EVENTS (H-030) per NUMBER OF EVENTS (H-020) for the current reporting period has had a large change from prior reporting period. Please check for possible errors or explain why the correct data are out of range. | Current Value: 5936; Prior Value: 4694 | Data is correct. More people attended sessions than in the past | Yes |
| 67 | L-020 | L: LSTA Exps (L-010 - L-040) | GRANTS (L-020) expenditures, but no expenditures on INDIVIDUAL PUBLIC LIBRARIES (K_FA-010) or LIBRARY COOPERATIVES SERVING PUBLIC LIBRARIES ONLY (K_FA-020), or vice versa. | Current Value: 114975; Prior Value: 0 | Glitch in the reporting tool. \$114,975 is noted on (K_FA-010) Individual Public Libraries | Yes |
| 127 | L-030 | L: LSTA Exps (L-010 - L-040) | LSTA ADMINISTRATION (L-030) compared to LSTA STATE PROGRAM (J-070) revenue is greater than expected. Please check for possible errors or explain why the correct data are out of range. | Current Value: 109718; Prior Value: 106553 | Glitch in the reporting tool. This is correct. 4% of \$2,742,951 is \$109,718 | Yes |
| 608 | F-020 | F: Collections (F-010 - F-050) | AUDIO MATERIAL (F-020) for the current reporting period has had a large change from prior reporting period. Please check for possible errors or explain why the correct data are out of range. | Current Value: 5286; Prior Value: 2065 | Increase in the number of locally recorded books for the Talking Book Library | Yes |
| 618 | M-060 | M: E Services (M-010 - M-070) | The response this reporting period is different from last reporting period. Please check for possible errors or explain the difference. | Current Value: N; Prior Value: Y | Wrong answer given previously. | Yes |
| 618 | M-240 | M: E Services (M-240 - M-270) | The response this reporting period is different from last reporting period. Please check for possible errors or explain the difference. | Current Value: Y; Prior Value: N | Provide access for member libraries through Statewide Interlibrary Loan software | Yes |
| 618 | M-270 | M: E Services (M-240 - M-270) | The response this reporting period is different from last reporting period. Please check for possible errors or explain the difference. | Current Value: N; Prior Value: Y | Talking Book Library no longer applies for e-rate discount | Yes |
| 637 | K_FA-040b | K: Expenditures (K_FA-010a - K_TE-010d) | The value reported for this item equals the value from the prior reporting period. Please check for possible errors or explain why they are equal. | Current Value: 1000000; Prior Value: 1000000 | This state appropriation has remained unchanged for 12 years | Yes |

Connecticut Edit Check Report

| Edit Code | Line Number | Section | Message | Value | Justification | Accepted |
|-----------|-------------|---|---|--|---|----------|
| 28 | H-030 | H: Lib Dev Trans (H-010 - H-030) | ATTENDANCE AT EVENTS (H-030) per NUMBER OF EVENTS (H-020) for the current reporting period has had a large change from prior reporting period. Please check for possible errors or explain why the correct data are out of range. | Current Value: 726; Prior Value: 1043 | This is correct. | Yes |
| 31 | I-010d | I: Staff (I-010a - I-050d) | ADMINISTRATION (I-010d) for the current reporting period has had a large change from prior reporting period. Please check for possible errors or explain why the correct data are out of range. | Current Value: 12.71; Prior Value: 9.04 | This is correct. | Yes |
| 114 | L-020 | L: LSTA Exps (L-010 - L-040) | GRANTS (L-020) not equal to TOTAL FINANCIAL ASSISTANCE (K_FA-080a) minus LIBRARY CONSTRUCTION (K_FA-060a) from federal sources. | Current Value: 0; Prior Value: 46092 | No individual grants this year. | Yes |
| 510 | F-050 | F: Collections (F-010 - F-050) | Item is -1. | Current Value: -1; Prior Value: -1 | This data not available. | Yes |
| 613 | G-020 | G: Lib Serv Trans (G-010 - G-050) | PROVIDED TO OTHER LIBRARIES (G-020) for the current reporting period has had a large change from prior reporting period. Please check for possible errors or explain why the correct data are out of range. | Current Value: 21529; Prior Value: 44327 | Correct. One of our outlets is no longer circulating. | Yes |
| 619 | J-110 | J: Revenue (J-070 - J-150) | STATE AID TO LIBRARIES (J-110) revenue for the current reporting period has had a large change from prior reporting period. Please check for possible errors or explain why the correct data are out of range. | Current Value: 3748940; Prior Value: 1930208 | This is correct. New programs. | Yes |
| 630 | D_SV-040b | D: Services to Libs (D_SV-010a - D_SV-100e) | The response this reporting period is different from the prior reporting period. Please check for possible errors or explain the difference. | Current Value: N; Prior Value: D | We no longer gather any stats for academic libraries. | Yes |
| 634 | L-020 | L: LSTA Exps (L-010 - L-040) | Item is 0 this year but was not 0 last year. | Current Value: 0; Prior Value: 46092 | This is correct. | Yes |
| 1004 | H-010 | H: Lib Dev Trans (H-010 - H-030) | GRANTS AWARDED (H-010) for the current reporting period has had a large change from prior reporting period. Please check for possible errors or explain why the correct data are out of range. | Current Value: 167; Prior Value: 336 | This is correct. | Yes |

Delaware Edit Check Report

| Edit Code | Line Number | Section | Message | Value | Justification | Accepted |
|-----------|-------------|---|---|--|--|----------|
| 28 | H-030 | H: Lib Dev Trans (H-010 - H-030) | ATTENDANCE AT EVENTS (H-030) per NUMBER OF EVENTS (H-020) for the current reporting period has had a large change from prior reporting period. Please check for possible errors or explain why the correct data are out of range. | Current Value: 1407; Prior Value: 1044 | There has been an increase in attendance at continuing education events. | Yes |
| 45 | K_OE-020c | K: Expenditures (K_AO-010a - K_OE-020d) | OTHER EXPENDITURES (K_OE-020c) from other sources equals the sum of TOTAL OPERATING EXPENDITURES (K_AO-060c), TOTAL FINANCIAL ASSISTANCE (K_FA-080c), CAPITAL OUTLAY (K_OE-010c) from other sources. This row should not be a summation of the preceding rows. Please check for possible errors or explain why the correct data are out of range. | Current Value: 0; Prior Value: 0 | No expenditures from other sources were made in 2018. | Yes |
| 60 | J-110 | J: Revenue (J-070 - J-150) | Difference between state revenue for STATE AID TO LIBRARIES (J-110) and FINANCIAL ASSISTANCE (K_FA-080b) from state funds is greater than expected. Please check for possible errors or explain why the correct data are out of range. | Current Value: 3702150; Prior Value: 3932550 | The difference is accounted for by state construction assistance of \$6,718,581. | Yes |
| 62 | J-150 | J: Revenue (J-070 - J-150) | Difference between TOTAL REVENUE (J-150) and TOTAL EXPENDITURES (K_TE-010d) is greater than expected. Please check for possible errors or explain why the correct data are out of range. | Current Value: 14325005; Prior Value: 16484528 | J-150 include state aid to libraries and library construction funds. | Yes |
| 618 | F-070 | F: Collections (F-060 - F-090) | The response this reporting period is different from last reporting period. Please check for possible errors or explain the difference. | Current Value: N; Prior Value: Y | State library agency is no longer designated a federal repository. | Yes |
| 618 | F-090 | F: Collections (F-060 - F-090) | The response this reporting period is different from last reporting period. Please check for possible errors or explain the difference. | Current Value: N; Prior Value: Y | State library agency is no longer designated a federal repository. | Yes |
| 630 | D_CI-010e | D: Services to Libs (D_CI-010a - D_CI-060e) | The response this reporting period is different from the prior reporting period. Please check for possible errors or explain the difference. | Current Value: N; Prior Value: D | There are no library cooperatives in Delaware. | Yes |
| 630 | D_CI-025e | D: Services to Libs (D_CI-010a - D_CI-060e) | The response this reporting period is different from the prior reporting period. Please check for possible errors or explain the difference. | Current Value: N; Prior Value: D | There are no library cooperatives in Delaware. | Yes |
| 630 | D_CI-030e | D: Services to Libs (D_CI-010a - D_CI-060e) | The response this reporting period is different from the prior reporting period. Please check for possible errors or explain the difference. | Current Value: N; Prior Value: D | There are no library cooperatives in Delaware. | Yes |

| Edit Code | Line Number | Section | Message | Value | Justification | Accepted |
|-----------|-------------|---|--|--|---|----------|
| 630 | D_CI-040e | D: Services to Libs (D_CI-010a - D_CI-060e) | The response this reporting period is different from the prior reporting period. Please check for possible errors or explain the difference. | Current Value: N; Prior Value: D | There are no library cooperatives in Delaware. | Yes |
| 630 | D_OA-010e | D: Services to Libs (D_OA-010a - D_OA-030e) | The response this reporting period is different from the prior reporting period. Please check for possible errors or explain the difference. | Current Value: N; Prior Value: D | There are no library cooperatives in Delaware. | Yes |
| 630 | D_PA-010e | D: Services to Libs (D_PA-010a - D_PA-060e) | The response this reporting period is different from the prior reporting period. Please check for possible errors or explain the difference. | Current Value: N; Prior Value: D | There are no library cooperatives in Delaware. | Yes |
| 630 | D_PA-020e | D: Services to Libs (D_PA-010a - D_PA-060e) | The response this reporting period is different from the prior reporting period. Please check for possible errors or explain the difference. | Current Value: N; Prior Value: D | There are no library cooperatives in Delaware. | Yes |
| 630 | D_PA-040e | D: Services to Libs (D_PA-010a - D_PA-060e) | The response this reporting period is different from the prior reporting period. Please check for possible errors or explain the difference. | Current Value: N; Prior Value: D | There are no library cooperatives in Delaware. | Yes |
| 630 | D_PA-050e | D: Services to Libs (D_PA-010a - D_PA-060e) | The response this reporting period is different from the prior reporting period. Please check for possible errors or explain the difference. | Current Value: N; Prior Value: D | There are no library cooperatives in Delaware. | Yes |
| 630 | D_SV-020e | D: Services to Libs (D_SV-010a - D_SV-100e) | The response this reporting period is different from the prior reporting period. Please check for possible errors or explain the difference. | Current Value: N; Prior Value: D | There are no library cooperatives in Delaware. | Yes |
| 630 | D_SV-040e | D: Services to Libs (D_SV-010a - D_SV-100e) | The response this reporting period is different from the prior reporting period. Please check for possible errors or explain the difference. | Current Value: N; Prior Value: D | There are no library cooperatives in Delaware. | Yes |
| 630 | D_SV-050e | D: Services to Libs (D_SV-010a - D_SV-100e) | The response this reporting period is different from the prior reporting period. Please check for possible errors or explain the difference. | Current Value: N; Prior Value: D | There are no library cooperatives in Delaware. | Yes |
| 630 | D_SV-060e | D: Services to Libs (D_SV-010a - D_SV-100e) | The response this reporting period is different from the prior reporting period. Please check for possible errors or explain the difference. | Current Value: N; Prior Value: D | There are no library cooperatives in Delaware. | Yes |
| 630 | D_SV-070e | D: Services to Libs (D_SV-010a - D_SV-100e) | The response this reporting period is different from the prior reporting period. Please check for possible errors or explain the difference. | Current Value: N; Prior Value: C | There are no library cooperatives in Delaware. | Yes |
| 634 | J-140 | J: Revenue (J-070 - J-150) | Item is 0 this year but was not 0 last year. | Current Value: 0; Prior Value: 6375000 | State funds for construction replaced other funds in 2018. | Yes |
| 1110 | D_SV-100a | D: Services to Libs (D_SV-010a - D_SV-100e) | Provide ADMINISTRATION OF LSTA STATE STATEWIDE SERVICES (D_SV-100) but no GRANTS AWARDED (H-010), or vice versa. | Current Value: D; Prior Value: D | Agency's administration is done on a statewide basis and not through the libraries. | Yes |

District of Columbia Edit Check Report

| Edit Code | Line Number | Section | Message | Value | Justification | Accepted |
|-----------|-------------|---|--|--|---------------|----------|
| 59 | J-100 | J: Revenue (J-070 - J-150) | Difference between state revenue for SLAA OPERATION (J-100) and TOTAL OPERATING EXPENDITURES (K_AO-060b) from state funds is greater than expected. Please check for possible errors or explain why the correct data are out of range. | Current Value: 59173811; Prior Value: 55403121 | Confirmed | Yes |
| 637 | K_AO-020b | K: Expenditures (K_AO-010a - K_OE-020d) | The value reported for this item equals the value from the prior reporting period. Please check for possible errors or explain why they are equal. | Current Value: 38950; Prior Value: 38950 | Confirmed | Yes |
| 1068 | K_FA-010d | K: Expenditures (K_FA-010a - K_TE-010d) | TOTAL EXPENDITURES FOR INDIVIDUAL PUBLIC LIBRARIES (K_FA-010d) is greater than the sum of FEDERAL (K_FA-010a), STATE (K_FA-010b), and OTHER (K_FA-010c) EXPENDITURES FOR INDIVIDUAL PUBLIC LIBRARIES. This should only occur if one or more of the details contained in the total are missing (-1). Please correct data or explain/verify that data are correct. | Current Value: 60557555; Prior Value: 55282475 | Confirmed | Yes |
| 1088 | K_FA-080d | K: Expenditures (K_FA-010a - K_TE-010d) | TOTAL FINANCIAL ASSISTANCE (K_FA-080d) is greater than the sum of TOTAL FEDERAL FINANCIAL ASSISTANCE (K_FA-080a), TOTAL STATE FINANCIAL ASSISTANCE (K_FA-080b), and TOTAL OTHER FINANCIAL ASSISTANCE (K_FA-080c). This should only occur if one or more of the details contained in the total are missing (-1). Please correct data or explain/verify that data are correct. | Current Value: 60557555; Prior Value: 55282475 | Confirmed | Yes |

Florida Edit Check Report

| Edit Code | Line Number | Section | Message | Value | Justification | Accepted |
|-----------|-------------|----------------------------------|---|--|---|----------|
| 28 | H-030 | H: Lib Dev Trans (H-010 - H-030) | ATTENDANCE AT EVENTS (H-030) per NUMBER OF EVENTS (H-020) for the current reporting period has had a large change from prior reporting period. Please check for possible errors or explain why the correct data are out of range. | Current Value: 5728; Prior Value: 7862 | There was a reduction in the number of trainings and also a reduction in the number of attendees. | Yes |
| 35 | I-030d | I: Staff (I-010a - I-050d) | LIBRARY SERVICES (I-030d) for the current reporting period has had a large change from prior reporting period. Please check for possible errors or explain why the correct data are out of range. | Current Value: 19.00; Prior Value: 13.00 | Previous reporting number for I-030 was incorrect | Yes |

| Edit Code | Line Number | Section | Message | Value | Justification | Accepted |
|-----------|-------------|---|---|--|---|----------|
| 45 | K_OE-020c | K: Expenditures (K_AO-010a - K_OE-020d) | OTHER EXPENDITURES (K_OE-020c) from other sources equals the sum of TOTAL OPERATING EXPENDITURES (K_AO-060c), TOTAL FINANCIAL ASSISTANCE (K_FA-080c), CAPITAL OUTLAY (K_OE-010c) from other sources. This row should not be a summation of the preceding rows. Please check for possible errors or explain why the correct data are out of range. | Current Value: 0; Prior Value: 0 | Verified. | Yes |
| 59 | J-100 | J: Revenue (J-070 - J-150) | Difference between state revenue for SLAA OPERATION (J-100) and TOTAL OPERATING EXPENDITURES (K_AO-060b) from state funds is greater than expected. Please check for possible errors or explain why the correct data are out of range. | Current Value: 11605947; Prior Value: 3917806 | Verified | Yes |
| 62 | J-150 | J: Revenue (J-070 - J-150) | Difference between TOTAL REVENUE (J-150) and TOTAL EXPENDITURES (K_TE-010d) is greater than expected. Please check for possible errors or explain why the correct data are out of range. | Current Value: 44456947; Prior Value: 39556236 | Verified | Yes |
| 127 | L-030 | L: LSTA Exps (L-010 - L-040) | LSTA ADMINISTRATION (L-030) compared to LSTA STATE PROGRAM (J-070) revenue is greater than expected. Please check for possible errors or explain why the correct data are out of range. | Current Value: 331765; Prior Value: 321943 | Verified | Yes |
| 612 | G-010 | G: Lib Serv Trans (G-010 - G-050) | CIRCULATION (G-010) for the current reporting period has had a large change from prior reporting period. Please check for possible errors or explain why the correct data are out of range. | Current Value: 42540; Prior Value: 7557 | Since the last survey we started out table of contents service. Florida's library staff can sign up for journals we get in print and when the one they are interested in comes in we scan and send them the table of contents. They then let us know what article they want to see, and we scan and send that to them. State employees can also sign up for a much bigger list of titles. | Yes |
| 634 | J-140 | J: Revenue (J-070 - J-150) | Item is 0 this year but was not 0 last year. | Current Value: 0; Prior Value: 365452 | Verified | Yes |
| 637 | K_FA-040b | K: Expenditures (K_FA-010a - K_TE-010d) | The value reported for this item equals the value from the prior reporting period. Please check for possible errors or explain why they are equal. | Current Value: 2000000; Prior Value: 2000000 | Verified. | Yes |

Georgia Edit Check Report

| Edit Code | Line Number | Section | Message | Value | Justification | Accepted |
|-----------|-------------|------------------------------------|---|---|---|----------|
| 26 | H-020 | H: Lib Dev Trans (H-010 - H-030) | NUMBER OF EVENTS (H-020) for the current reporting period has had a large change from prior reporting period. Please check for possible errors or explain why the correct data are out of range. | Current Value: 97; Prior Value: 33 | In FY16, we did not have a Continuing Education Director for much of the year. In FY18, this position was staffed for the FY, thus a significant increase in programs offered. | Yes |
| 28 | H-030 | H: Lib Dev Trans (H-010 - H-030) | ATTENDANCE AT EVENTS (H-030) per NUMBER OF EVENTS (H-020) for the current reporting period has had a large change from prior reporting period. Please check for possible errors or explain why the correct data are out of range. | Current Value: 9397; Prior Value: 8119 | This is an increase due to having a Director of CE for the entire Fiscal Year. She offered more programs, marketed them, and we saw an increase in attendance. Other GPLS departments also offered training as well, again with good attendance. | Yes |
| 67 | L-020 | L: LSTA Exps (L-010 - L-040) | GRANTS (L-020) expenditures, but no expenditures on INDIVIDUAL PUBLIC LIBRARIES (K_FA-010) or LIBRARY COOPERATIVES SERVING PUBLIC LIBRARIES ONLY (K_FA-020), or vice versa. | Current Value: 51938; Prior Value: 398800 | The expenditure listed in L-020 is the exact amount listed in Individual Public Libraries FA-010. This edit check seems like an error. | Yes |
| 109 | H-030 | H: Lib Dev Trans (H-010 - H-030) | TOTAL ATTENDANCE AT EVENTS (H-030) greater than 6,000. | Current Value: 9397; Prior Value: 8119 | This is accurate and includes the attendance for all CE offered by GPLS during FY18. | Yes |
| 127 | L-030 | L: LSTA Exps (L-010 - L-040) | LSTA ADMINISTRATION (L-030) compared to LSTA STATE PROGRAM (J-070) revenue is greater than expected. Please check for possible errors or explain why the correct data are out of range. | Current Value: 126726; Prior Value: 37458 | A full time employee has been hired to manage LSTA funds for GPLS. In FY16, this position did not exist. | Yes |
| 600 | E-010 | E: Hours, Outlets (E-010 - E-040) | TOTAL HOURS/WEEK (all SLAA outlets) (E-010) for the current reporting period has had a large change from prior reporting period. Please check for possible errors or explain why the correct data are out of range. | Current Value: 40; Prior Value: 97 | In the past, the facility which is our administrative center had a professional collection which was available to the general public. In FY18, our main offices have moved location (actually still in process and are in temporary housing) and the professional collection has now been moved to another facility and is no longer browsable. So our administrative center, while it does answer some phone calls from the public and does have regular hours, is not open to the public. | Yes |
| 618 | M-070 | M: E Services (M-010 - M-070) | The response this reporting period is different from last reporting period. Please check for possible errors or explain the difference. | Current Value: Y; Prior Value: N | GPLS hired a staff member who is the Director of HomePlace, which facilitates digitization projects in the state. Grants have been offered to libraries to encourage digitization. | Yes |
| 618 | M-220 | M: E Services (M-160a - M-230) | The response this reporting period is different from last reporting period. Please check for possible errors or explain the difference. | Current Value: Y; Prior Value: N | We do share GALILEO access with other state agencies upon request. | Yes |
| 633 | E-120d | E: Hours, Outlets (E-050 - E-130d) | Total for this item is 0 this year but was not 0 last year. | Current Value: 0; Prior Value: 1 | GPLS no longer has a browsable collection for this audience. | Yes |

State Library Administrative Agencies Survey FY 2018 | Data File Documentation and Data User's Guide

| Edit Code | Line Number | Section | Message | Value | Justification | Accepted |
|-----------|-------------|------------------------------------|---|--------------------------------------|--|----------|
| 633 | E-130d | E: Hours, Outlets (E-050 - E-130d) | Total for this item is 0 this year but was not 0 last year. | Current Value: 0; Prior Value: 1 | GPLS no longer has a browsable collection for this audience. | Yes |
| 634 | E-020 | E: Hours, Outlets (E-010 - E-040) | Item is 0 this year but was not 0 last year. | Current Value: 0; Prior Value: 40 | In the past, the facility which is our administrative center had a professional collection which was available to the general public, so we considered it a main outlet. In FY18, our main offices have moved location and the professional collection was relocated to another facility and is no longer browsable. So our administrative center, while it does answer some phone calls from the public and does have regular hours, is not open to the public. | Yes |
| 634 | E-050 | E: Hours, Outlets (E-050 - E-130d) | Item is 0 this year but was not 0 last year. | Current Value: 0; Prior Value: 1 | Since during FY18, the library collection has been permanently relocated and GPLS main offices are moving to a new location, GPLS main outlet is no longer open to the public. According to the definition, it is considered to be an SLAA administrative center and should not be counted as a main outlet. | Yes |
| 634 | F-010 | F: Collections (F-010 - F-050) | Item is 0 this year but was not 0 last year. | Current Value: 0; Prior Value: 16873 | GPLS professional collection has been moved from a public location and is no longer browsable or available to the general public except by special request. | Yes |
| 634 | F-020 | F: Collections (F-010 - F-050) | Item is 0 this year but was not 0 last year. | Current Value: 0; Prior Value: 38 | GPLS professional collection has been moved from a public location and is no longer browsable or available to the general public except by special request. | Yes |
| 634 | F-030 | F: Collections (F-010 - F-050) | Item is 0 this year but was not 0 last year. | Current Value: 0; Prior Value: 490 | GPLS professional collection has been moved from a public location and is no longer browsable or available to the general public except by special request. | Yes |
| 634 | F-040 | F: Collections (F-010 - F-050) | Item is 0 this year but was not 0 last year. | Current Value: 0; Prior Value: 26 | GPLS professional collection has been moved from a public location and is no longer browsable or available to the general public except by special request. | Yes |
| 634 | G-010 | G: Lib Serv Trans (G-010 - G-050) | Item is 0 this year but was not 0 last year. | Current Value: 0; Prior Value: 954 | Due to the GPLS professional collection being moved to a behind the scenes location, these service transactions are no longer occurring to the general public. | Yes |
| 634 | G-020 | G: Lib Serv Trans (G-010 - G-050) | Item is 0 this year but was not 0 last year. | Current Value: 0; Prior Value: 1051 | Due to the GPLS professional collection being moved to a behind the scenes location, these service transactions are no longer occurring to the general public. | Yes |
| 634 | G-030 | G: Lib Serv Trans (G-010 - G-050) | Item is 0 this year but was not 0 last year. | Current Value: 0; Prior Value: 15 | Due to the GPLS professional collection being moved to a behind the scenes location, these service transactions are no longer occurring to the general public. | Yes |
| 634 | G-040 | G: Lib Serv Trans (G-010 - G-050) | Item is 0 this year but was not 0 last year. | Current Value: 0; Prior Value: 906 | Due to the GPLS professional collection being moved to a behind the scenes location, these service transactions are no longer occurring to the general public. | Yes |

| Edit Code | Line Number | Section | Message | Value | Justification | Accepted |
|-----------|-------------|---|---|-------------------------------------|---|----------|
| 634 | M-140 | M: E Services (M-080 - M-150) | Item is 0 this year but was not 0 last year. | Current Value: 0; Prior Value: 1 | GPLS no longer has an internet workstation available to the general public since the professional collection has been relocated. | Yes |
| 1004 | H-010 | H: Lib Dev Trans (H-010 - H-030) | GRANTS AWARDED (H-010) for the current reporting period has had a large change from prior reporting period. Please check for possible errors or explain why the correct data are out of range. | Current Value: 18; Prior Value: 110 | In FY16, STEAM grants were given out to almost every library system as well as PRIME TIME grants. In FY18, only 13 PRIME TIME grants were given out, no STEAM grants. | Yes |
| 1114 | D_PA-060.1 | D: Services to Libs (D_PA-010a - D_PA-060e) | You provide program assistance for Statewide Reading Programs (D_PA-060a-e) and you selected "Yes" to all statewide reading program target population items for D_PA-060.1 - D_PA-060.5. Please explain how all populations are targeted. NOTE: If you target the general population and no population item specifically, then you should select "No" to all target population items. | NULL | We support through financial resources and consultation and coordination the Summer Reading Programs in the state of Georgia. These are programs for children, for teens, and for adults. There are specific programs for each of the three populations. Not all libraries choose to provide programs for all three populations, but many do. | Yes |

Hawaii Edit Check Report

| Edit Code | Line Number | Section | Message | Value | Justification | Accepted |
|-----------|-------------|----------------------------------|---|---|--|----------|
| 26 | H-020 | H: Lib Dev Trans (H-010 - H-030) | NUMBER OF EVENTS (H-020) for the current reporting period has had a large change from prior reporting period. Please check for possible errors or explain why the correct data are out of range. | Current Value: 53; Prior Value: 446 | Library Development Services Section that conducts the webinars for staff gave me the counts from their webinars and the attendance. They also held a children's services and young adult services meeting in FY2018. Individual branches also supplied me with the webinars they attended besides those provided by LDSS. | Yes |
| 28 | H-030 | H: Lib Dev Trans (H-010 - H-030) | ATTENDANCE AT EVENTS (H-030) per NUMBER OF EVENTS (H-020) for the current reporting period has had a large change from prior reporting period. Please check for possible errors or explain why the correct data are out of range. | Current Value: 647; Prior Value: 878 | The Library Development Services Section provided me with the attendance counts from their webinars and the children's and YA services meetings. Individual libraries gave me a count of staff who attended the training not conducted by LDSS. | Yes |
| 58 | J-090 | J: Revenue (J-070 - J-150) | Difference between TOTAL FEDERAL REVENUE (J-090) and TOTAL FEDERAL EXPENDITURES (K_TE-010a) is greater than expected. Please check for possible errors or explain why the correct data are out of range. | Current Value: 794628; Prior Value: 1173728 | The HSPLS accountant reported that the total federal government income in FY2018 was \$794,628. We receive the grant every year, but it is good for 2 years so grant money received from the previous year can be spent over a 2-year time frame. | Yes |

State Library Administrative Agencies Survey FY 2018 | Data File Documentation and Data User's Guide

| Edit Code | Line Number | Section | Message | Value | Justification | Accepted |
|-----------|-------------|---|---|--|--|----------|
| 67 | L-020 | L: LSTA Exps (L-010 - L-040) | GRANTS (L-020) expenditures, but no expenditures on INDIVIDUAL PUBLIC LIBRARIES (K_FA-010) or LIBRARY COOPERATIVES SERVING PUBLIC LIBRARIES ONLY (K_FA-020), or vice versa. | Current Value: 1401831; Prior Value: 1151422 | The HSPLS accountant wrote that the LSTA grant for FY2018 was \$794,628. | Yes |
| 92 | K_TE-010c | K: Expenditures (K_FA-010a - K_TE-010d) | TOTAL EXPENDITURES (K_TE-010c) compared to OTHER REVENUE (J-140) in other sources has had a large change. Please check for possible errors or explain why the correct data are out of range. | Current Value: 972264; Prior Value: 2108558 | At the end of the fiscal year more funds were released from the state general fund so expenses that would have been paid by other revenue were paid from the state general fund. | Yes |
| 117 | M-160a | M: E Services (M-160a - M-230) | STATEWIDE DATABASE LICENSING (M-160a) compared to TOTAL EXPENDITURES (K_TE-010a) from federal sources is higher than expected. Please check for possible errors or explain why the correct data are out of range. | Current Value: 805563; Prior Value: 132139 | In FY2016 the online database licensing cost was \$329,053 but 2 years later in FY2018 the database licensing cost was \$1,052,256. Consequently, we had to use more of our federal income to pay for the higher cost. | Yes |
| 627 | M-160d | M: E Services (M-160a - M-230) | STATEWIDE DATABASE LICENSING EXPENDITURES (M-160d) for the current reporting period has had a large change from prior reporting period. Please check for possible errors or explain why the correct data are out of range. | Current Value: 1052256; Prior Value: 329053 | The HSPLS accountant provided these amounts: \$231,065 came from the State General Fund, \$805,563 came from Federal funds and \$15,628 came from Special Funds. | Yes |
| 634 | H-010 | H: Lib Dev Trans (H-010 - H-030) | Item is 0 this year but was not 0 last year. | Current Value: 0; Prior Value: 4 | In FY2018 the LSTA grant was used to benefit all branches for the online databases, collection, computer equipment, ILS, and computer software. | Yes |
| 1109 | D_SV-090a | D: Services to Libs (D_SV-010a - D_SV-100e) | Provide ADMINISTRATION OF LSTA STATE PROGRAM GRANTS (D_SV-090) but no GRANTS AWARDED (H-010), or vice versa. | Current Value: D; Prior Value: D | The Hawaii State Public Library System is a statewide system. The LSTA grant that we received was spent for the benefit of all the branch libraries in the system for the online databases, the ILS, collection, computer equipment and computer software. | Yes |
| 1110 | D_SV-100a | D: Services to Libs (D_SV-010a - D_SV-100e) | Provide ADMINISTRATION OF LSTA STATE STATEWIDE SERVICES (D_SV-100) but no GRANTS AWARDED (H-010), or vice versa. | Current Value: D; Prior Value: D | The Hawaii State Public Library System is a statewide system. The LSTA grant that we received was spent for the benefit of all the branches in the system for the online databases, the ILS, collection, computer equipment, and computer software. | Yes |
| 1114 | D_PA-060.1 | D: Services to Libs (D_PA-010a - D_PA-060e) | You provide program assistance for Statewide Reading Programs (D_PA-060a-e) and you selected "Yes" to all statewide reading program target population items for D_PA-060.1 - D_PA-060.5. Please explain how all populations are targeted. NOTE: If you target the general population and no population item specifically, then you should select "No" to all target population items. | NULL | Toddler and Preschool Story programs, Paws reading program for children to read to service dogs, battle of the books competition, teen book clubs, adult book clubs. | Yes |

Idaho Edit Check Report

| Edit Code | Line Number | Section | Message | Value | Justification | Accepted |
|-----------|-------------|---|---|--|--|----------|
| 20 | E-050 | E: Hours, Outlets (E-050 - E-130d) | MAIN OR CENTRAL OUTLET (E-050) does not serve STATE GOVERNMENT EMPLOYEES (E-120) and GENERAL PUBLIC (E-130). | Current Value: 1; Prior Value: 1 | We do not have a collection or provide general library services. | Yes |
| 28 | H-030 | H: Lib Dev Trans (H-010 - H-030) | ATTENDANCE AT EVENTS (H-030) per NUMBER OF EVENTS (H-020) for the current reporting period has had a large change from prior reporting period. Please check for possible errors or explain why the correct data are out of range. | Current Value: 9340; Prior Value: 10135 | We had 537 participants at live events and 8,803 completed our online courses. | Yes |
| 67 | L-020 | L: LSTA Exps (L-010 - L-040) | GRANTS (L-020) expenditures, but no expenditures on INDIVIDUAL PUBLIC LIBRARIES (K_FA-010) or LIBRARY COOPERATIVES SERVING PUBLIC LIBRARIES ONLY (K_FA-020), or vice versa. | Current Value: 47448; Prior Value: 48500 | This error seems to be incorrect. L-020 and K_FA-010 show the same value, which are the CE grants for libraries, using LSTA funding. | Yes |
| 109 | H-030 | H: Lib Dev Trans (H-010 - H-030) | TOTAL ATTENDANCE AT EVENTS (H-030) greater than 6,000. | Current Value: 9340; Prior Value: 10135 | Our online courses are very popular. We had 537 participants at live events and 8,803 completed our online courses. | Yes |
| 618 | M-100 | M: E Services (M-080 - M-150) | The response this reporting period is different from last reporting period. Please check for possible errors or explain the difference. | Current Value: Y; Prior Value: N | The value is correct. The state now provides funding to public libraries to supplement E-rate. | Yes |
| 637 | K_FA-070b | K: Expenditures (K_FA-010a - K_TE-010d) | The value reported for this item equals the value from the prior reporting period. Please check for possible errors or explain why they are equal. | Current Value: 200000; Prior Value: 200000 | The value entered is correct. We have the same amount budgeted from year to year for this specific state grant program. | Yes |
| 1004 | H-010 | H: Lib Dev Trans (H-010 - H-030) | GRANTS AWARDED (H-010) for the current reporting period has had a large change from prior reporting period. Please check for possible errors or explain why the correct data are out of range. | Current Value: 150; Prior Value: 87 | The value entered is correct. We offered two grant programs that were not offered the last time this data was collected, which is the reason for the increase. | Yes |
| 1114 | D_PA-060.1 | D: Services to Libs (D_PA-010a - D_PA-060e) | You provide program assistance for Statewide Reading Programs (D_PA-060a-e) and you selected "Yes" to all statewide reading program target population items for D_PA-060.1 - D_PA-060.5. Please explain how all populations are targeted. NOTE: If you target the general population and no population item specifically, then you should select "No" to all target population items. | NULL | We offer programs and support for each target population. Programs are specific to each targeted population. | Yes |

Illinois Edit Check Report

| Edit Code | Line Number | Section | Message | Value | Justification | Accepted |
|-----------|-------------|-----------------------------------|---|--|---|----------|
| 28 | H-030 | H: Lib Dev Trans (H-010 - H-030) | ATTENDANCE AT EVENTS (H-030) per NUMBER OF EVENTS (H-020) for the current reporting period has had a large change from prior reporting period. Please check for possible errors or explain why the correct data are out of range. | Current Value: 1240; Prior Value: 290 | This is correct due to very large participation at topics re: Adult Literacy | Yes |
| 67 | L-020 | L: LSTA Exps (L-010 - L-040) | GRANTS (L-020) expenditures, but no expenditures on INDIVIDUAL PUBLIC LIBRARIES (K_FA-010) or LIBRARY COOPERATIVES SERVING PUBLIC LIBRARIES ONLY (K_FA-020), or vice versa. | Current Value: 4317343; Prior Value: 4139633 | I show that I have reported expenditures in K FA-010, but there were no expenditures for K FA-020 | Yes |
| 106 | H-010 | H: Lib Dev Trans (H-010 - H-030) | GRANTS AWARDED (H-010) greater than 400. | Current Value: 1812; Prior Value: 1466 | This is correct | Yes |
| 114 | L-020 | L: LSTA Exps (L-010 - L-040) | GRANTS (L-020) not equal to TOTAL FINANCIAL ASSISTANCE (K_FA-080a) minus LIBRARY CONSTRUCTION (K_FA-060a) from federal sources. | Current Value: 4317343; Prior Value: 4139633 | K FA-080 is not limited to LSTA | Yes |
| 510 | G-050 | G: Lib Serv Trans (G-010 - G-050) | Item is -1. | Current Value: -1; Prior Value: -1 | The State Library does not collect/maintain this data | Yes |
| 619 | J-110 | J: Revenue (J-070 - J-150) | STATE AID TO LIBRARIES (J-110) revenue for the current reporting period has had a large change from prior reporting period. Please check for possible errors or explain why the correct data are out of range. | Current Value: 42483650; Prior Value: 23214039 | This is correct; Budget Impasse of 2016 and 2017 did not fully allocate library funding for the state | Yes |
| 637 | F-010 | F: Collections (F-010 - F-050) | The value reported for this item equals the value from the prior reporting period. Please check for possible errors or explain why they are equal. | Current Value: 760000; Prior Value: 760000 | This is the value utilized in description of State Library collection | Yes |
| 637 | F-020 | F: Collections (F-010 - F-050) | The value reported for this item equals the value from the prior reporting period. Please check for possible errors or explain why they are equal. | Current Value: 310; Prior Value: 310 | This is the value utilized in description of State Library collection | Yes |
| 637 | F-030 | F: Collections (F-010 - F-050) | The value reported for this item equals the value from the prior reporting period. Please check for possible errors or explain why they are equal. | Current Value: 1000; Prior Value: 1000 | This is the value utilized in description of State Library collection | Yes |
| 637 | F-040 | F: Collections (F-010 - F-050) | The value reported for this item equals the value from the prior reporting period. Please check for possible errors or explain why they are equal. | Current Value: 1020; Prior Value: 1020 | This is the value utilized in description of State Library collection | Yes |
| 637 | F-050 | F: Collections (F-010 - F-050) | The value reported for this item equals the value from the prior reporting period. Please check for possible errors or explain why they are equal. | Current Value: 3400000; Prior Value: 3400000 | This is the value utilized in description of State Library collection | Yes |

Indiana Edit Check Report

| Edit Code | Line Number | Section | Message | Value | Justification | Accepted |
|-----------|-------------|---|---|--|---|----------|
| 28 | H-030 | H: Lib Dev Trans (H-010 - H-030) | ATTENDANCE AT EVENTS (H-030) per NUMBER OF EVENTS (H-020) for the current reporting period has had a large change from prior reporting period. Please check for possible errors or explain why the correct data are out of range. | Current Value: 9959; Prior Value: 11181 | This is correct. The Bicentennial brought an increase in events and attendance, which was reflected in the last survey. | Yes |
| 67 | L-020 | L: LSTA Exps (L-010 - L-040) | GRANTS (L-020) expenditures, but no expenditures on INDIVIDUAL PUBLIC LIBRARIES (K_FA-010) or LIBRARY COOPERATIVES SERVING PUBLIC LIBRARIES ONLY (K_FA-020), or vice versa. | Current Value: 427356; Prior Value: 372285 | The information is correct. We did not give grants to library cooperatives. | Yes |
| 92 | K_TE-010c | K: Expenditures (K_FA-010a - K_TE-010d) | TOTAL EXPENDITURES (K_TE-010c) compared to OTHER REVENUE (J-140) in other sources has had a large change. Please check for possible errors or explain why the correct data are out of range. | Current Value: 577283; Prior Value: 445847 | It was a large increase in operating expenditures for this year | Yes |
| 109 | H-030 | H: Lib Dev Trans (H-010 - H-030) | TOTAL ATTENDANCE AT EVENTS (H-030) greater than 6,000. | Current Value: 9959; Prior Value: 11181 | This is correct. We have added a number of events. | Yes |
| 114 | L-020 | L: LSTA Exps (L-010 - L-040) | GRANTS (L-020) not equal to TOTAL FINANCIAL ASSISTANCE (K_FA-080a) minus LIBRARY CONSTRUCTION (K_FA-060a) from federal sources. | Current Value: 427356; Prior Value: 372285 | The difference is based on the private organizations funding | Yes |
| 119 | M-160c | M: E Services (M-160a - M-230) | STATEWIDE DATABASE LICENSING (M-160c) compared to TOTAL EXPENDITURES (K_TE-010c) from other sources is higher than expected. Please check for possible errors or explain why the correct data are out of range. | Current Value: 240000; Prior Value: 240000 | Refund of expenditures was made to state funds | Yes |
| 127 | L-030 | L: LSTA Exps (L-010 - L-040) | LSTA ADMINISTRATION (L-030) compared to LSTA STATE PROGRAM (J-070) revenue is greater than expected. Please check for possible errors or explain why the correct data are out of range. | Current Value: 120660; Prior Value: 153010 | LSTA funds were out of two federal fiscal year allotments | Yes |
| 130 | E-010 | E: Hours, Outlets (E-010 - E-040) | TOTAL HOURS/WEEK (all outlets, regardless of whom they serve) (E-010) is less than or equal to TOTAL HOURS/WEEK (main or central outlet) (E-020). | Current Value: 51; Prior Value: 51 | Service outlets only serve blind and visually impaired. | Yes |
| 630 | D_PA-040b | D: Services to Libs (D_PA-010a - D_PA-060e) | The response this reporting period is different from the prior reporting period. Please check for possible errors or explain the difference. | Current Value: D; Prior Value: N | We are currently expanding our services to include this. | Yes |
| 630 | D_PA-040c | D: Services to Libs (D_PA-010a - D_PA-060e) | The response this reporting period is different from the prior reporting period. Please check for possible errors or explain the difference. | Current Value: D; Prior Value: N | We are currently expanding our services to include this. | Yes |

| Edit Code | Line Number | Section | Message | Value | Justification | Accepted |
|-----------|-------------|---|---|--|---|----------|
| 630 | D_PA-040d | D: Services to Libs (D_PA-010a - D_PA-060e) | The response this reporting period is different from the prior reporting period. Please check for possible errors or explain the difference. | Current Value: D; Prior Value: N | We are currently expanding our services to include this. | Yes |
| 630 | D_SV-010e | D: Services to Libs (D_SV-010a - D_SV-100e) | The response this reporting period is different from the prior reporting period. Please check for possible errors or explain the difference. | Current Value: N; Prior Value: D | We are not providing this any longer because the law was rewritten to exclude it. | Yes |
| 637 | J-140 | J: Revenue (J-070 - J-150) | The value reported for this item equals the value from the prior reporting period. Please check for possible errors or explain why they are equal. | Current Value: 240000; Prior Value: 240000 | This information is correct. | Yes |
| 637 | K_OE-020c | K: Expenditures (K_AO-010a - K_OE-020d) | The value reported for this item equals the value from the prior reporting period. Please check for possible errors or explain why they are equal. | Current Value: 240000; Prior Value: 240000 | This information is correct. | Yes |
| 637 | M-160c | M: E Services (M-160a - M-230) | The value reported for this item equals the value from the prior reporting period. Please check for possible errors or explain why they are equal. | Current Value: 240000; Prior Value: 240000 | This information is correct. | Yes |
| 1114 | D_PA-060.1 | D: Services to Libs (D_PA-010a - D_PA-060e) | You provide program assistance for Statewide Reading Programs (D_PA-060a-e) and you selected "Yes" to all statewide reading program target population items for D_PA-060.1 - D_PA-060.5. Please explain how all populations are targeted. NOTE: If you target the general population and no population item specifically, then you should select "No" to all target population items. | NULL | Collaborative Summer Library programs offer programs targeted to all ages. | Yes |

Iowa Edit Check Report

| Edit Code | Line Number | Section | Message | Value | Justification | Accepted |
|-----------|-------------|----------------------------------|---|--|---|----------|
| 28 | H-030 | H: Lib Dev Trans (H-010 - H-030) | ATTENDANCE AT EVENTS (H-030) per NUMBER OF EVENTS (H-020) for the current reporting period has had a large change from prior reporting period. Please check for possible errors or explain why the correct data are out of range. | Current Value: 3493; Prior Value: 5139 | Both numbers are correct for current year. We now have a better method of tracking this data. SVD, 1/28/19. | Yes |
| 67 | L-020 | L: LSTA Exps (L-010 - L-040) | GRANTS (L-020) expenditures, but no expenditures on INDIVIDUAL PUBLIC LIBRARIES (K_FA-010) or LIBRARY COOPERATIVES SERVING PUBLIC LIBRARIES ONLY (K_FA-020), or vice versa. | Current Value: 21000; Prior Value: 43357 | Expenditures online K_FA_010 = \$21,000. | Yes |

State Library Administrative Agencies Survey FY 2018 | Data File Documentation and Data User's Guide

| Edit Code | Line Number | Section | Message | Value | Justification | Accepted |
|-----------|-------------|---|---|--|--|----------|
| 106 | H-010 | H: Lib Dev Trans (H-010 - H-030) | GRANTS AWARDED (H-010) greater than 400. | Current Value: 496; Prior Value: 490 | We gave out 484 Direct State Aid grants (state money) to libraries for participating in our Standards and Accreditation program. There are also 10 space utilization grants, and 1 leadership grant (using LSTA funds). | Yes |
| 127 | L-030 | L: LSTA Exps (L-010 - L-040) | LSTA ADMINISTRATION (L-030) compared to LSTA STATE PROGRAM (J-070) revenue is greater than expected. Please check for possible errors or explain why the correct data are out of range. | Current Value: 73518; Prior Value: 73236 | Administration cost was based on total appropriation and not amount drawn down for FY18. | Yes |
| 139 | J-030 | J: Revenue (J-010 - J-050) | Yes to (J-030) SLAA administration of SCHOOL LIBRARY MEDIA CENTERS state funds, but SINGLE AGENCY OR LIBRARY PROVIDING STATEWIDE SERVICE (K_FA-050) and OTHER ASSISTANCE (K_FA-070) in column b are equal to 0. | Current Value: Y; Prior Value: N | School library media centers do not provide statewide service. But we do provide them money as reported online K_FA-030. The money on that line accounts for state money paid to non-public libraries in Iowa. This includes school libraries, academics, hospital, museum, prison, etc. | Yes |
| 600 | E-010 | E: Hours, Outlets (E-010 - E-040) | TOTAL HOURS/WEEK (all SLAA outlets) (E-010) for the current reporting period has had a large change from prior reporting period. Please check for possible errors or explain why the correct data are out of range. | Current Value: 42; Prior Value: 85 | Main outlet merged with Law Library outlet to create a single outlet in June 2018. All library services are now provided at the Law Library. 1/22/2019. | Yes |
| 618 | J-030 | J: Revenue (J-010 - J-050) | The response this reporting period is different from last reporting period. Please check for possible errors or explain the difference. | Current Value: Y; Prior Value: N | The SLAA still provides funding for school media centers that participate in the SILO ILL program. The PY answer must have been incorrect. SVD, 1/28/19. | Yes |
| 618 | M-200 | M: E Services (M-160a - M-230) | The response this reporting period is different from last reporting period. Please check for possible errors or explain the difference. | Current Value: N; Prior Value: Y | We no longer provide database products for special libraries. SVD, 1/28/19. | Yes |
| 630 | D_SV-020c | D: Services to Libs (D_SV-010a - D_SV-100e) | The response this reporting period is different from the prior reporting period. Please check for possible errors or explain the difference. | Current Value: N; Prior Value: D | We no longer provide funding to schools. 1/22/19. | Yes |
| 630 | D_SV-040b | D: Services to Libs (D_SV-010a - D_SV-100e) | The response this reporting period is different from the prior reporting period. Please check for possible errors or explain the difference. | Current Value: N; Prior Value: D | We no longer manage the Academic Library survey.1/22/19. | Yes |

| Edit Code | Line Number | Section | Message | Value | Justification | Accepted |
|-----------|-------------|---|---|----------------------------------|---|----------|
| 634 | E-060 | E: Hours, Outlets (E-050 - E-130d) | Item is 0 this year but was not 0 last year. | Current Value: 0; Prior Value: 1 | Main outlet merged with Law Library outlet to create a single outlet in June 2018. All library services are now provided at the Law Library. 1/22/2019. | Yes |
| 1114 | D_PA-060.1 | D: Services to Libs (D_PA-010a - D_PA-060e) | You provide program assistance for Statewide Reading Programs (D_PA-060a-e) and you selected "Yes" to all statewide reading program target population items for D_PA-060.1 - D_PA-060.5. Please explain how all populations are targeted. NOTE: If you target the general population and no population item specifically, then you should select "No" to all target population items. | NULL | We facilitate this through the annual collaborative summer library program. Programs are designed for specific age groups. 1/22/19. | Yes |

Kansas Edit Check Report

| Edit Code | Line Number | Section | Message | Value | Justification | Accepted |
|-----------|-------------|----------------------------------|---|---|--|----------|
| 27 | H-030 | H: Lib Dev Trans (H-010 - H-030) | ATTENDANCE AT EVENTS (H-030) for the current reporting period has had a large change from prior reporting period. Please check for possible errors or explain why the correct data are out of range. | Current Value: 471; Prior Value: 8541 | Staff which provided prior number, no longer at SLK | Yes |
| 28 | H-030 | H: Lib Dev Trans (H-010 - H-030) | ATTENDANCE AT EVENTS (H-030) per NUMBER OF EVENTS (H-020) for the current reporting period has had a large change from prior reporting period. Please check for possible errors or explain why the correct data are out of range. | Current Value: 471; Prior Value: 8541 | Staff which provided prior number, no longer at SLK | Yes |
| 67 | L-020 | L: LSTA Exps (L-010 - L-040) | GRANTS (L-020) expenditures, but no expenditures on INDIVIDUAL PUBLIC LIBRARIES (K_FA-010) or LIBRARY COOPERATIVES SERVING PUBLIC LIBRARIES ONLY (K_FA-020), or vice versa. | Current Value: 75971; Prior Value: 103483 | Library Cooperatives in Kansas do not only serve public libraries. | Yes |
| 119 | M-160c | M: E Services (M-160a - M-230) | STATEWIDE DATABASE LICENSING (M-160c) compared to TOTAL EXPENDITURES (K_TE-010c) from other sources is higher than expected. Please check for possible errors or explain why the correct data are out of range. | Current Value: 50000; Prior Value: 210481 | Received less contributions towards statewide databases than in prior years. | Yes |
| 618 | M-070 | M: E Services (M-010 - M-070) | The response this reporting period is different from last reporting period. Please check for possible errors or explain the difference. | Current Value: N; Prior Value: Y | Prior value contained a one-time assistance. | Yes |

| Edit Code | Line Number | Section | Message | Value | Justification | Accepted |
|-----------|-------------|------------------------------|--|-----------------------------------|---|----------|
| 634 | L-030 | L: LSTA Exps (L-010 - L-040) | Item is 0 this year but was not 0 last year. | Current Value: 0; Prior Value: 20 | Do not currently have any LSTA Administrative Cost claimed. | Yes |

Kentucky Edit Check Report

| Edit Code | Line Number | Section | Message | Value | Justification | Accepted |
|-----------|-------------|---|---|--|--|----------|
| 22 | G-010 | G: Lib Serv Trans (G-010 - G-050) | Annual CIRCULATION (G-010) per annual LIBRARY VISITS (G-050) is lower than expected. Please check both and update or explain. Please check for possible errors or explain why the correct data are out of range. | Current Value: 1354; Prior Value: 3100 | Focus is on services to libraries | Yes |
| 28 | H-030 | H: Lib Dev Trans (H-010 - H-030) | ATTENDANCE AT EVENTS (H-030) per NUMBER OF EVENTS (H-020) for the current reporting period has had a large change from prior reporting period. Please check for possible errors or explain why the correct data are out of range. | Current Value: 1724; Prior Value: 3229 | Fewer events during year | Yes |
| 35 | I-030d | I: Staff (I-010a - I-050d) | LIBRARY SERVICES (I-030d) for the current reporting period has had a large change from prior reporting period. Please check for possible errors or explain why the correct data are out of range. | Current Value: 4.00; Prior Value: 19.69 | Ended micrographics services in agency | Yes |
| 62 | J-150 | J: Revenue (J-070 - J-150) | Difference between TOTAL REVENUE (J-150) and TOTAL EXPENDITURES (K_TE-010d) is greater than expected. Please check for possible errors or explain why the correct data are out of range. | Current Value: 16450593; Prior Value: 15941257 | Correct figures from director of fiscal operations | Yes |
| 92 | K_TE-010c | K: Expenditures (K_FA-010a - K_TE-010d) | TOTAL EXPENDITURES (K_TE-010c) compared to OTHER REVENUE (J-140) in other sources has had a large change. Please check for possible errors or explain why the correct data are out of range. | Current Value: 845544; Prior Value: 1603204 | Correct figures from director of fiscal operations | Yes |
| 115 | L-040 | L: LSTA Exps (L-010 - L-040) | TOTAL LSTA EXPENDITURES (L-040) compared to TOTAL EXPENDITURES (K_TE-010a) from federal sources is lower than expected. Please check for possible errors or explain why the correct data are out of range. | Current Value: 1110482; Prior Value: 1572344 | Correct figures from director of fiscal operations | Yes |
| 607 | F-010 | F: Collections (F-010 - F-050) | BOOK AND SERIAL VOLUMES (F-010) for the current reporting period has had a large change from prior reporting period. Please check for possible errors or explain why the correct data are out of range. | Current Value: 55255; Prior Value: 31730 | We were able to begin purchasing volumes again. | Yes |

| Edit Code | Line Number | Section | Message | Value | Justification | Accepted |
|-----------|-------------|---|---|--|--|----------|
| 613 | G-020 | G: Lib Serv Trans (G-010 - G-050) | PROVIDED TO OTHER LIBRARIES (G-020) for the current reporting period has had a large change from prior reporting period. Please check for possible errors or explain why the correct data are out of range. | Current Value: 41427; Prior Value: 26054 | Focus is on services to libraries | Yes |
| 616 | G-050 | G: Lib Serv Trans (G-010 - G-050) | LIBRARY VISITS (G-050) for the current reporting period has had a large change from prior reporting period. Please check for possible errors or explain why the correct data are out of range. | Current Value: 2213; Prior Value: 571 | Includes archives visits | Yes |
| 634 | F-050 | F: Collections (F-010 - F-050) | Item is 0 this year but was not 0 last year. | Current Value: 0; Prior Value: 600 | We are no longer a depository | Yes |
| 634 | L-020 | L: LSTA Exps (L-010 - L-040) | Item is 0 this year but was not 0 last year. | Current Value: 0; Prior Value: 19491 | Correct figures from director of fiscal operations | Yes |
| 637 | K_FA-060b | K: Expenditures (K_FA-010a - K_TE-010d) | The value reported for this item equals the value from the prior reporting period. Please check for possible errors or explain why they are equal. | Current Value: 3329600; Prior Value: 3329600 | State funding was unchanged | Yes |

Louisiana Edit Check Report

| Edit Code | Line Number | Section | Message | Value | Justification | Accepted |
|-----------|-------------|---|---|--|--|----------|
| 11 | E-020 | E: Hours, Outlets (E-010 - E-040) | TOTAL HOURS / WEEK (main or central outlet) (E-020) is greater than 0 but is less than 32. | Current Value: 16; Prior Value: 16 | Since March 1, 2015, the State Library of Louisiana has been open for walk in service from 10 am - 2 pm on Monday through Thursday only. | Yes |
| 119 | M-160c | M: E Services (M-160a - M-230) | STATEWIDE DATABASE LICENSING (M-160c) compared to TOTAL EXPENDITURES (K_TE-010c) from other sources is higher than expected. Please check for possible errors or explain why the correct data are out of range. | Current Value: 468841; Prior Value: 373212 | Funding from public libraries to offset reduction in available state funding. | Yes |
| 637 | F-040 | F: Collections (F-010 - F-050) | The value reported for this item equals the value from the prior reporting period. Please check for possible errors or explain why they are equal. | Current Value: 127; Prior Value: 127 | We have no net change in our subscriptions due to static budgets. | Yes |
| 1110 | D_SV-100a | D: Services to Libs (D_SV-010a - D_SV-100e) | Provide ADMINISTRATION OF LSTA STATE STATEWIDE SERVICES (D_SV-100) but no GRANTS AWARDED (H-010), or vice versa. | Current Value: D; Prior Value: D | No matter what is chosen, there is an edit check. SLOL does not award grants so that the correct answer for H-010 is zero. | Yes |

Maine Edit Check Report

| Edit Code | Line Number | Section | Message | Value | Justification | Accepted |
|-----------|-------------|-----------------------------------|--|--|---|----------|
| 28 | H-030 | H: Lib Dev Trans (H-010 - H-030) | ATTENDANCE AT EVENTS (H-030) per NUMBER OF EVENTS (H-020) for the current reporting period has had a large change from prior reporting period. Please check for possible errors or explain why the correct data are out of range. | Current Value: 836; Prior Value: 797 | The year before we changed our system of statewide consultant service delivery model and so this year the numbers were up. | Yes |
| 32 | I-020d | I: Staff (I-010a - I-050d) | LIBRARY DEVELOPMENT (I-020d) for the current reporting period has had a large change from prior reporting period. Please check for possible errors or explain why the correct data are out of range. | Current Value: 11.00; Prior Value: 23.00 | Work units were realigned, and Talking Books is no longer considered part of library development. | Yes |
| 35 | I-030d | I: Staff (I-010a - I-050d) | LIBRARY SERVICES (I-030d) for the current reporting period has had a large change from prior reporting period. Please check for possible errors or explain why the correct data are out of range. | Current Value: 23.55; Prior Value: 17.00 | Work units were realigned, and Talking Books is no longer considered part of library development. | Yes |
| 60 | J-110 | J: Revenue (J-070 - J-150) | Difference between state revenue for STATE AID TO LIBRARIES (J-110) and FINANCIAL ASSISTANCE (K_FA-080b) from state funds is greater than expected. Please check for possible errors or explain why the correct data are out of range. | Current Value: 464631; Prior Value: 461143 | Appropriation to offer additional support to ILL plus additions to Van Delivery in the state. | Yes |
| 611 | F-050 | F: Collections (F-010 - F-050) | GOVERNMENT DOCUMENTS (F-050) for the current reporting period has had a large change from prior reporting period. Please check for possible errors or explain why the correct data are out of range. | Current Value: 216621; Prior Value: 62340 | Previous number reported 62,340 was what was in the DigitalMaine repository at that time; however this number was not inclusive of items in our physical collection and since that time we have received much more from archives and repository has grown exponentially | Yes |
| 613 | G-020 | G: Lib Serv Trans (G-010 - G-050) | PROVIDED TO OTHER LIBRARIES (G-020) for the current reporting period has had a large change from prior reporting period. Please check for possible errors or explain why the correct data are out of range. | Current Value: 33314; Prior Value: 21363 | ILL to other libraries was up quite a bit this year. | Yes |
| 627 | M-160d | M: E Services (M-160a - M-230) | STATEWIDE DATABASE LICENSING EXPENDITURES (M-160d) for the current reporting period has had a large change from prior reporting period. Please check for possible errors or explain why the correct data are out of range. | Current Value: 394173; Prior Value: 230000 | We purchased an additional database. | Yes |

| Edit Code | Line Number | Section | Message | Value | Justification | Accepted |
|-----------|-------------|---|---|-------------------------------------|---|----------|
| 1110 | D_SV-100a | D: Services to Libs (D_SV-010a - D_SV-100e) | Provide ADMINISTRATION OF LSTA STATE STATEWIDE SERVICES (D_SV-100) but no GRANTS AWARDED (H-010), or vice versa. | Current Value: D; Prior Value: D | No sub-grants awarded. SLAA provided administration of statewide services. | Yes |
| 1114 | D_PA-060.1 | D: Services to Libs (D_PA-010a - D_PA-060e) | You provide program assistance for Statewide Reading Programs (D_PA-060a-e) and you selected "Yes" to all statewide reading program target population items for D_PA-060.1 - D_PA-060.5. Please explain how all populations are targeted. NOTE: If you target the general population and no population item specifically, then you should select "No" to all target population items. | NULL | We support statewide reading programs that specifically target these particular demographics. | Yes |

Maryland Edit Check Report

| Edit Code | Line Number | Section | Message | Value | Justification | Accepted |
|-----------|-------------|---|---|--|--|----------|
| 28 | H-030 | H: Lib Dev Trans (H-010 - H-030) | ATTENDANCE AT EVENTS (H-030) per NUMBER OF EVENTS (H-020) for the current reporting period has had a large change from prior reporting period. Please check for possible errors or explain why the correct data are out of range. | Current Value: 1182; Prior Value: 1226 | Less staff available to attend programs. Possible difference in counting of events between CY and PY. | Yes |
| 45 | K_OE-020c | K: Expenditures (K_AO-010a - K_OE-020d) | OTHER EXPENDITURES (K_OE-020c) from other sources equals the sum of TOTAL OPERATING EXPENDITURES (K_AO-060c), TOTAL FINANCIAL ASSISTANCE (K_FA-080c), CAPITAL OUTLAY (K_OE-010c) from other sources. This row should not be a summation of the preceding rows. Please check for possible errors or explain why the correct data are out of range. | Current Value: 0; Prior Value: 0 | No expenditures from other sources. | Yes |
| 59 | J-100 | J: Revenue (J-070 - J-150) | Difference between state revenue for SLAA OPERATION (J-100) and TOTAL OPERATING EXPENDITURES (K_AO-060b) from state funds is greater than expected. Please check for possible errors or explain why the correct data are out of range. | Current Value: 342304; Prior Value: 609546 | New funding source for Library for the Blind - SLAA operation alone is now less than PY. | Yes |
| 127 | L-030 | L: LSTA Exps (L-010 - L-040) | LSTA ADMINISTRATION (L-030) compared to LSTA STATE PROGRAM (J-070) revenue is greater than expected. Please check for possible errors or explain why the correct data are out of range. | Current Value: 116098; Prior Value: 111489 | LSTA administration is 4% of LSTA award amount. | Yes |
| 618 | M-080 | M: E Services (M-080 - M-150) | The response this reporting period is different from last reporting period. Please check for possible errors or explain the difference. | Current Value: Y; Prior Value: N | Instituted a statewide media mentorship program that trains staff on assisting customers with internet and app or media use. | Yes |

| Edit Code | Line Number | Section | Message | Value | Justification | Accepted |
|-----------|-------------|---|---|--|--|----------|
| 618 | M-090 | M: E Services (M-080 - M-150) | The response this reporting period is different from last reporting period. Please check for possible errors or explain the difference. | Current Value: Y; Prior Value: N | Media mentorship program (as above). Our end users are public libraries and cooperatives, and as such are eligible to participate in our media mentor trainings. | Yes |
| 618 | M-100 | M: E Services (M-080 - M-150) | The response this reporting period is different from last reporting period. Please check for possible errors or explain the difference. | Current Value: Y; Prior Value: N | LSTA subgrant to several library systems for lending WiFi Hotspots to customers. | Yes |
| 625 | K_AO-020d | K: Expenditures (K_AO-010a - K_OE-020d) | EMPLOYEE BENEFITS (K_AO-020d) for the current reporting period has had a large change from prior reporting period. Please check for possible errors or explain why the correct data are out of range. | Current Value: 653677; Prior Value: 260089 | New funding source. | Yes |
| 630 | D_PA-030e | D: Services to Libs (D_PA-010a - D_PA-060e) | The response this reporting period is different from the prior reporting period. Please check for possible errors or explain the difference. | Current Value: D; Prior Value: N | Competitive LSTA subgrants were awarded to regional library systems. | Yes |
| 1004 | H-010 | H: Lib Dev Trans (H-010 - H-030) | GRANTS AWARDED (H-010) for the current reporting period has had a large change from prior reporting period. Please check for possible errors or explain why the correct data are out of range. | Current Value: 87; Prior Value: 42 | More grants were issued to systems, but in smaller amounts. | Yes |

Massachusetts Edit Check Report

| Edit Code | Line Number | Section | Message | Value | Justification | Accepted |
|-----------|-------------|---|---|---------------------------------------|--|----------|
| 22 | G-010 | G: Lib Serv Trans (G-010 - G-050) | Annual CIRCULATION (G-010) per annual LIBRARY VISITS (G-050) is lower than expected. Please check both and update or explain. Please check for possible errors or explain why the correct data are out of range. | Current Value: 96; Prior Value: 101 | The collection is primarily used by staff who check out the collection internally. Circulation is not based on visits to the library collection. | Yes |
| 23 | G-010 | G: Lib Serv Trans (G-010 - G-050) | Annual CIRCULATION (G-010) per annual LIBRARY VISITS (G-050) is higher than expected. Please check both and update or explain. Please check for possible errors or explain why the correct data are out of range. | Current Value: 96; Prior Value: 101 | The collection is primarily used by staff who check out the collection internally. Circulation is not based on visits to the library collection. | Yes |
| 28 | H-030 | H: Lib Dev Trans (H-010 - H-030) | ATTENDANCE AT EVENTS (H-030) per NUMBER OF EVENTS (H-020) for the current reporting period has had a large change from prior reporting period. Please check for possible errors or explain why the correct data are out of range. | Current Value: 863; Prior Value: 1281 | Preservation workshops conducted by another entity. | Yes |
| 45 | K_OE-020c | K: Expenditures (K_AO-010a - K_OE-020d) | OTHER EXPENDITURES (K_OE-020c) from other sources equals the sum of TOTAL OPERATING EXPENDITURES (K_AO-060c), TOTAL FINANCIAL ASSISTANCE (K_FA-080c), CAPITAL OUTLAY (K_OE-010c) from other sources. This row should not be a summation of the preceding rows. Please check for possible errors or explain why the correct data are out of range. | Current Value: 0; Prior Value: 0 | BLC does not have expenditures from other sources. | Yes |

| Edit Code | Line Number | Section | Message | Value | Justification | Accepted |
|-----------|-------------|--------------------------------|---|---|---|----------|
| 67 | L-020 | L: LSTA Exps (L-010 - L-040) | GRANTS (L-020) expenditures, but no expenditures on INDIVIDUAL PUBLIC LIBRARIES (K_FA-010) or LIBRARY COOPERATIVES SERVING PUBLIC LIBRARIES ONLY (K_FA-020), or vice versa. | Current Value: 1194099; Prior Value: 971059 | We do have expenditures listed for INDIVIDUAL PUBLIC LIBRARIES (K_FA-010) but our agency does not have expenditures to library cooperatives serving only public libraries. | Yes |
| 127 | L-030 | L: LSTA Exps (L-010 - L-040) | LSTA ADMINISTRATION (L-030) compared to LSTA STATE PROGRAM (J-070) revenue is greater than expected. Please check for possible errors or explain why the correct data are out of range. | Current Value: 118890; Prior Value: 120335 | State mandated a 4% indirect cost charge against federal funding during this fiscal year. | Yes |
| 637 | F-030 | F: Collections (F-010 - F-050) | The value reported for this item equals the value from the prior reporting period. Please check for possible errors or explain why they are equal. | Current Value: 9; Prior Value: 9 | The MBLC is not the State Library. The collection is primarily a professional one. this section of the collection has not been updated. | Yes |
| 637 | F-050 | F: Collections (F-010 - F-050) | The value reported for this item equals the value from the prior reporting period. Please check for possible errors or explain why they are equal. | Current Value: 113; Prior Value: 113 | The MBLC is not the State Library. The collection is primarily a professional one. this section of the collection is the historic section. the updated materials are found elsewhere. | Yes |
| 637 | J-120 | J: Revenue (J-070 - J-150) | The value reported for this item equals the value from the prior reporting period. Please check for possible errors or explain why they are equal. | Current Value: 200000; Prior Value: 200000 | This is our state's Center for the Book, which was funded to the same level as the previous SLAA report. | Yes |

Michigan Edit Check Report

| Edit Code | Line Number | Section | Message | Value | Justification | Accepted |
|-----------|-------------|----------------------------------|---|---------------------------------------|---|----------|
| 26 | H-020 | H: Lib Dev Trans (H-010 - H-030) | NUMBER OF EVENTS (H-020) for the current reporting period has had a large change from prior reporting period. Please check for possible errors or explain why the correct data are out of range. | Current Value: 89; Prior Value: 7 | Correct, since the last library survey collection period the number of programs offered by Statewide Library Services staff and in house library staff have increased dramatically. | Yes |
| 27 | H-030 | H: Lib Dev Trans (H-010 - H-030) | ATTENDANCE AT EVENTS (H-030) for the current reporting period has had a large change from prior reporting period. Please check for possible errors or explain why the correct data are out of range. | Current Value: 5930; Prior Value: 556 | Correct, since the last library survey collection period the number of programs offered by Statewide Library Services staff and in house library staff have increased dramatically. | Yes |
| 28 | H-030 | H: Lib Dev Trans (H-010 - H-030) | ATTENDANCE AT EVENTS (H-030) per NUMBER OF EVENTS (H-020) for the current reporting period has had a large change from prior reporting period. Please check for possible errors or explain why the correct data are out of range. | Current Value: 5930; Prior Value: 556 | Correct, since the last library survey collection period the number of programs offered by Statewide Library Services staff and in house library staff have increased dramatically. | Yes |

| Edit Code | Line Number | Section | Message | Value | Justification | Accepted |
|-----------|-------------|---|---|--|---|----------|
| 127 | L-030 | L: LSTA Exps (L-010 - L-040) | LSTA ADMINISTRATION (L-030) compared to LSTA STATE PROGRAM (J-070) revenue is greater than expected. Please check for possible errors or explain why the correct data are out of range. | Current Value: 173899; Prior Value: 174027 | Correct this is what was reported as expended. | Yes |
| 616 | G-050 | G: Lib Serv Trans (G-010 - G-050) | LIBRARY VISITS (G-050) for the current reporting period has had a large change from prior reporting period. Please check for possible errors or explain why the correct data are out of range. | Current Value: 17856; Prior Value: 4800 | The PY number was based on a Saturday head count. New number lowest # of the months and multi x 6. New est. is more accurate. | Yes |
| 618 | M-010 | M: E Services (M-010 - M-070) | The response this reporting period is different from last reporting period. Please check for possible errors or explain the difference. | Current Value: N; Prior Value: Y | No longer offered | Yes |
| 618 | M-020 | M: E Services (M-010 - M-070) | The response this reporting period is different from last reporting period. Please check for possible errors or explain the difference. | Current Value: N; Prior Value: Y | No longer offered | Yes |
| 618 | M-070 | M: E Services (M-010 - M-070) | The response this reporting period is different from last reporting period. Please check for possible errors or explain the difference. | Current Value: Y; Prior Value: N | Correct offered through DPLA | Yes |
| 630 | D_CI-022b | D: Services to Libs (D_CI-010a - D_CI-060e) | The response this reporting period is different from the prior reporting period. Please check for possible errors or explain the difference. | Current Value: D; Prior Value: N | Correct offered to all but special libraries. | Yes |
| 630 | D_CI-040a | D: Services to Libs (D_CI-010a - D_CI-060e) | The response this reporting period is different from the prior reporting period. Please check for possible errors or explain the difference. | Current Value: N; Prior Value: D | No longer provided | Yes |
| 630 | D_CI-040e | D: Services to Libs (D_CI-010a - D_CI-060e) | The response this reporting period is different from the prior reporting period. Please check for possible errors or explain the difference. | Current Value: N; Prior Value: D | No longer provided | Yes |
| 1004 | H-010 | H: Lib Dev Trans (H-010 - H-030) | GRANTS AWARDED (H-010) for the current reporting period has had a large change from prior reporting period. Please check for possible errors or explain why the correct data are out of range. | Current Value: 73; Prior Value: 3 | This is correct now offering far more small and large grants. | Yes |
| 1114 | D_PA-060.1 | D: Services to Libs (D_PA-010a - D_PA-060e) | You provide program assistance for Statewide Reading Programs (D_PA-060a-e) and you selected "Yes" to all statewide reading program target population items for D_PA-060.1 - D_PA-060.5. Please explain how all populations are targeted. NOTE: If you target the general population and no population item specifically, then you should select "No" to all target population items. | NULL | Correct summer reading provided to all age groups | Yes |

Minnesota Edit Check Report

| Edit Code | Line Number | Section | Message | Value | Justification | Accepted |
|-----------|-------------|---|---|--|--|----------|
| 28 | H-030 | H: Lib Dev Trans (H-010 - H-030) | ATTENDANCE AT EVENTS (H-030) per NUMBER OF EVENTS (H-020) for the current reporting period has had a large change from prior reporting period. Please check for possible errors or explain why the correct data are out of range. | Current Value: 900; Prior Value: 1362 | The agency hosted 12 fewer webinars and in-person training sessions than prior reporting period. Attendance was less due to fewer events. | Yes |
| 62 | J-150 | J: Revenue (J-070 - J-150) | Difference between TOTAL REVENUE (J-150) and TOTAL EXPENDITURES (K_TE-010d) is greater than expected. Please check for possible errors or explain why the correct data are out of range. | Current Value: 23433719; Prior Value: 23190152 | MN had \$971,504 in unexpended RLTA funds during reporting period | Yes |
| 127 | L-030 | L: LSTA Exps (L-010 - L-040) | LSTA ADMINISTRATION (L-030) compared to LSTA STATE PROGRAM (J-070) revenue is greater than expected. Please check for possible errors or explain why the correct data are out of range. | Current Value: 108761; Prior Value: 127593 | Amount is 4 percent of the total Grants to States award—maximum allowed. | Yes |
| 618 | C-080 | C: Allied Ops (C-010 - C-080) | The response this reporting period is different from last reporting period. Please check for possible errors or explain the difference. | Current Value: Y; Prior Value: N | State funding for Minnesota's Center for the Book was initiated in SFY18. The Center did not exist in the prior reporting period. | Yes |
| 634 | F-020 | F: Collections (F-010 - F-050) | Item is 0 this year but was not 0 last year. | Current Value: 0; Prior Value: 351 | MN Braille and Talking Book Library removed dated and unused audio materials (Playaways) from collection since previous reporting period. | Yes |
| 637 | F-040 | F: Collections (F-010 - F-050) | The value reported for this item equals the value from the prior reporting period. Please check for possible errors or explain why they are equal. | Current Value: 2; Prior Value: 2 | MN Braille and Talking Book Library continues to subscribe to 2 large-print serial subscriptions (Guide Post and Readers' Digest). | Yes |
| 637 | K_FA-040b | K: Expenditures (K_FA-010a - K_TE-010d) | The value reported for this item equals the value from the prior reporting period. Please check for possible errors or explain why they are equal. | Current Value: 1300000; Prior Value: 1300000 | The state appropriation for multi-type library systems remained the unchanged from the prior reporting period. | Yes |
| 637 | K_FA-050b | K: Expenditures (K_FA-010a - K_TE-010d) | The value reported for this item equals the value from the prior reporting period. Please check for possible errors or explain why they are equal. | Current Value: 900000; Prior Value: 900000 | The state appropriation for the Electronic Library for Minnesota, the statewide information databases and electronic book platforms, remained unchanged from the prior reporting period. | Yes |
| 637 | M-160b | M: E Services (M-160a - M-230) | The value reported for this item equals the value from the prior reporting period. Please check for possible errors or explain why they are equal. | Current Value: 900000; Prior Value: 900000 | The state appropriation for the Electronic Library for Minnesota, the statewide information databases and electronic book platforms, remained unchanged from the prior reporting period. | Yes |

Mississippi Edit Check Report

| Edit Code | Line Number | Section | Message | Value | Justification | Accepted |
|-----------|-------------|-----------------------------------|---|--|---|----------|
| 31 | I-010d | I: Staff (I-010a - I-050d) | ADMINISTRATION (I-010d) for the current reporting period has had a large change from prior reporting period. Please check for possible errors or explain why the correct data are out of range. | Current Value: 21.00; Prior Value: 16.00 | Operations brought facilities inhouse which necessitated more admin employees. | Yes |
| 67 | L-020 | L: LSTA Exps (L-010 - L-040) | GRANTS (L-020) expenditures, but no expenditures on INDIVIDUAL PUBLIC LIBRARIES (K_FA-010) or LIBRARY COOPERATIVES SERVING PUBLIC LIBRARIES ONLY (K_FA-020), or vice versa. | Current Value: 430790; Prior Value: 546682 | Expenditures are noted for Individual Public Libraries but no Library Cooperatives. | Yes |
| 607 | F-010 | F: Collections (F-010 - F-050) | BOOK AND SERIAL VOLUMES (F-010) for the current reporting period has had a large change from prior reporting period. Please check for possible errors or explain why the correct data are out of range. | Current Value: 48014; Prior Value: 117736 | This number is correct. | Yes |
| 612 | G-010 | G: Lib Serv Trans (G-010 - G-050) | CIRCULATION (G-010) for the current reporting period has had a large change from prior reporting period. Please check for possible errors or explain why the correct data are out of range. | Current Value: 13438; Prior Value: 5042 | This number is correct. | Yes |
| 613 | G-020 | G: Lib Serv Trans (G-010 - G-050) | PROVIDED TO OTHER LIBRARIES (G-020) for the current reporting period has had a large change from prior reporting period. Please check for possible errors or explain why the correct data are out of range. | Current Value: 1313; Prior Value: 9905 | This number is correct. | Yes |
| 618 | M-110 | M: E Services (M-080 - M-150) | The response this reporting period is different from last reporting period. Please check for possible errors or explain the difference. | Current Value: Y; Prior Value: N | This number is correct. | Yes |
| 618 | M-250 | M: E Services (M-240 - M-270) | The response this reporting period is different from last reporting period. Please check for possible errors or explain the difference. | Current Value: N; Prior Value: Y | Due to budget cuts, this amount has been reduced to zero. | Yes |

Missouri Edit Check Report

| Edit Code | Line Number | Section | Message | Value | Justification | Accepted |
|-----------|-------------|----------------------------------|--|---|--|----------|
| 28 | H-030 | H: Lib Dev Trans (H-010 - H-030) | ATTENDANCE AT EVENTS (H-030) per NUMBER OF EVENTS (H-020) for the current reporting period has had a large change from prior reporting period. Please check for possible errors or explain why the correct data are out of range. | Current Value: 4054; Prior Value: 2589 | We had more people attend than in prior years. | Yes |
| 60 | J-110 | J: Revenue (J-070 - J-150) | Difference between state revenue for STATE AID TO LIBRARIES (J-110) and FINANCIAL ASSISTANCE (K_FA-080b) from state funds is greater than expected. Please check for possible errors or explain why the correct data are out of range. | Current Value: 2323776; Prior Value: 723776 | State Aid to Libraries is one part of the funding distributed by the State Library | Yes |

| Edit Code | Line Number | Section | Message | Value | Justification | Accepted |
|-----------|-------------|---|---|--|---|----------|
| 614 | G-030 | G: Lib Serv Trans (G-010 - G-050) | RECEIVED FROM OTHER LIBRARIES AND DOCUMENT DELIVERY SERVICES (G-030) for the current reporting period has had a large change from prior reporting period. Please check for possible errors or explain why the correct data are out of range. | Current Value: 449; Prior Value: 1514 | A tabulation error occurred in the prior year. The prior year total should have been 413. | Yes |
| 619 | J-110 | J: Revenue (J-070 - J-150) | STATE AID TO LIBRARIES (J-110) revenue for the current reporting period has had a large change from prior reporting period. Please check for possible errors or explain why the correct data are out of range. | Current Value: 2323776; Prior Value: 723776 | Prior year had partial funding due to restrictions. | Yes |
| 634 | G-050 | G: Lib Serv Trans (G-010 - G-050) | Item is 0 this year but was not 0 last year. | Current Value: 0; Prior Value: 900 | We don't have a way to track library visits | Yes |
| 634 | M-140 | M: E Services (M-080 - M-150) | Item is 0 this year but was not 0 last year. | Current Value: 0; Prior Value: 4 | The computers were removed. | Yes |
| 637 | K_FA-050b | K: Expenditures (K_FA-010a - K_TE-010d) | The value reported for this item equals the value from the prior reporting period. Please check for possible errors or explain why they are equal. | Current Value: 2000000; Prior Value: 2000000 | The legislature allotted the same amount as last year. | Yes |
| 1114 | D_PA-060.1 | D: Services to Libs (D_PA-010a - D_PA-060e) | You provide program assistance for Statewide Reading Programs (D_PA-060a-e) and you selected "Yes" to all statewide reading program target population items for D_PA-060.1 - D_PA-060.5. Please explain how all populations are targeted. NOTE: If you target the general population and no population item specifically, then you should select "No" to all target population items. | NULL | Each age group has a separate program. For example, we have summer reading programs for adults and Racing to Read for early literacy. | Yes |

Montana Edit Check Report

| Edit Code | Line Number | Section | Message | Value | Justification | Accepted |
|-----------|-------------|-----------------------------------|---|---|--|----------|
| 24 | G-040 | G: Lib Serv Trans (G-010 - G-050) | The amount of REFERENCE TRANSACTIONS (G-040) per LIBRARY VISIT (G-050) is higher than expected. | Current Value: 160; Prior Value: 164 | That is correct. Our services are mostly digital these days. | Yes |
| 28 | H-030 | H: Lib Dev Trans (H-010 - H-030) | ATTENDANCE AT EVENTS (H-030) per NUMBER OF EVENTS (H-020) for the current reporting period has had a large change from prior reporting period. Please check for possible errors or explain why the correct data are out of range. | Current Value: 1071; Prior Value: 947 | Our CE Coordinator works hard to meet library demand. She offered some workshops that were in high demand and had high attendance which led to the increase. | Yes |
| 35 | I-030d | I: Staff (I-010a - I-050d) | LIBRARY SERVICES (I-030d) for the current reporting period has had a large change from prior reporting period. Please check for possible errors or explain why the correct data are out of range. | Current Value: 7.00; Prior Value: 15.75 | We lost staff due to budget cuts. | Yes |
| 36 | I-040d | I: Staff (I-010a - I-050d) | OTHER SERVICES (I-040d) for the current reporting period has had a large change from prior reporting period. Please check for possible errors or explain why the correct data are out of range. | Current Value: 9.00; Prior Value: 6.00 | We lost staff due to budget cuts. | Yes |

| Edit Code | Line Number | Section | Message | Value | Justification | Accepted |
|-----------|-------------|-----------------------------------|---|--|---|----------|
| 607 | F-010 | F: Collections (F-010 - F-050) | BOOK AND SERIAL VOLUMES (F-010) for the current reporting period has had a large change from prior reporting period. Please check for possible errors or explain why the correct data are out of range. | Current Value: 1650; Prior Value: 4219 | Collection was downsized | Yes |
| 616 | G-050 | G: Lib Serv Trans (G-010 - G-050) | LIBRARY VISITS (G-050) for the current reporting period has had a large change from prior reporting period. Please check for possible errors or explain why the correct data are out of range. | Current Value: 26; Prior Value: 5200 | Reading Room was closed. | Yes |
| 618 | M-030 | M: E Services (M-010 - M-070) | The response this reporting period is different from last reporting period. Please check for possible errors or explain the difference. | Current Value: N; Prior Value: Y | Due to a loss of Coal Tax funds that paid for databases and low usage, the decision was made to no longer offer a statewide database package. | Yes |
| 618 | M-170 | M: E Services (M-160a - M-230) | The response this reporting period is different from last reporting period. Please check for possible errors or explain the difference. | Current Value: N; Prior Value: Y | Due to a loss of Coal Tax funds that paid for databases and low usage, the decision was made to no longer offer a statewide database package. | Yes |
| 618 | M-180 | M: E Services (M-160a - M-230) | The response this reporting period is different from last reporting period. Please check for possible errors or explain the difference. | Current Value: N; Prior Value: Y | Due to a loss of Coal Tax funds that paid for databases and low usage, the decision was made to no longer offer a statewide database package. | Yes |
| 618 | M-190 | M: E Services (M-160a - M-230) | The response this reporting period is different from last reporting period. Please check for possible errors or explain the difference. | Current Value: N; Prior Value: Y | Due to a loss of Coal Tax funds that paid for databases and low usage, the decision was made to no longer offer a statewide database package. | Yes |
| 618 | M-200 | M: E Services (M-160a - M-230) | The response this reporting period is different from last reporting period. Please check for possible errors or explain the difference. | Current Value: N; Prior Value: Y | Due to a loss of Coal Tax funds that paid for databases and low usage, the decision was made to no longer offer a statewide database package. | Yes |
| 618 | M-210 | M: E Services (M-160a - M-230) | The response this reporting period is different from last reporting period. Please check for possible errors or explain the difference. | Current Value: N; Prior Value: Y | Due to a loss of Coal Tax funds that paid for databases and low usage, the decision was made to no longer offer a statewide database package. | Yes |
| 618 | M-220 | M: E Services (M-160a - M-230) | The response this reporting period is different from last reporting period. Please check for possible errors or explain the difference. | Current Value: N; Prior Value: Y | Due to a loss of Coal Tax funds that paid for databases and low usage, the decision was made to no longer offer a statewide database package. | Yes |
| 618 | M-230 | M: E Services (M-160a - M-230) | The response this reporting period is different from last reporting period. Please check for possible errors or explain the difference. | Current Value: N; Prior Value: Y | Due to a loss of Coal Tax funds that paid for databases and low usage, the decision was made to no longer offer a statewide database package. | Yes |

| Edit Code | Line Number | Section | Message | Value | Justification | Accepted |
|-----------|-------------|---|--|---|--|----------|
| 618 | M-250 | M: E Services (M-240 - M-270) | The response this reporting period is different from last reporting period. Please check for possible errors or explain the difference. | Current Value: N; Prior Value: Y | Due to a loss of Coal Tax funds that paid for databases and low usage, the decision was made to no longer offer a statewide database package. | Yes |
| 619 | J-110 | J: Revenue (J-070 - J-150) | STATE AID TO LIBRARIES (J-110) revenue for the current reporting period has had a large change from prior reporting period. Please check for possible errors or explain why the correct data are out of range. | Current Value: 373894; Prior Value: 1010600 | State aid to public libraries was reduced due to budget cuts. | Yes |
| 633 | M-160d | M: E Services (M-160a - M-230) | Total for this item is 0 this year but was not 0 last year. | Current Value: 0; Prior Value: 240941 | Due to a loss of Coal Tax funds that paid for databases and low usage, the decision was made to no longer offer a statewide database package. | Yes |
| 634 | F-020 | F: Collections (F-010 - F-050) | Item is 0 this year but was not 0 last year. | Current Value: 0; Prior Value: 168 | Collection was downsized | Yes |
| 634 | F-030 | F: Collections (F-010 - F-050) | Item is 0 this year but was not 0 last year. | Current Value: 0; Prior Value: 7 | Collection was downsized | Yes |
| 634 | F-040 | F: Collections (F-010 - F-050) | Item is 0 this year but was not 0 last year. | Current Value: 0; Prior Value: 4 | Collection was downsized | Yes |
| 634 | F-050 | F: Collections (F-010 - F-050) | Item is 0 this year but was not 0 last year. | Current Value: 0; Prior Value: 46244 | Collection was downsized | Yes |
| 1110 | D_SV-100a | D: Services to Libs (D_SV-010a - D_SV-100e) | Provide ADMINISTRATION OF LSTA STATE STATEWIDE SERVICES (D_SV-100) but no GRANTS AWARDED (H-010), or vice versa. | Current Value: D; Prior Value: D | The State Library provides services that all types of libraries can partake in and uses its LSTA funding for these statewide projects rather than individual grants. | Yes |

Nebraska Edit Check Report

| Edit Code | Line Number | Section | Message | Value | Justification | Accepted |
|-----------|-------------|-----------------------------------|---|--|--|----------|
| 23 | G-010 | G: Lib Serv Trans (G-010 - G-050) | Annual CIRCULATION (G-010) per annual LIBRARY VISITS (G-050) is higher than expected. Please check both and update or explain. Please check for possible errors or explain why the correct data are out of range. | Current Value: 14035; Prior Value: 13679 | We circulate many (most) items remotely - e.g., without a physical library visit. | Yes |
| 35 | I-030d | I: Staff (I-010a - I-050d) | LIBRARY SERVICES (I-030d) for the current reporting period has had a large change from prior reporting period. Please check for possible errors or explain why the correct data are out of range. | Current Value: 19.50; Prior Value: 12.75 | PY staff reported under Other Services in error. Correctly counted CY as Library Services. | Yes |
| 36 | I-040d | I: Staff (I-010a - I-050d) | OTHER SERVICES (I-040d) for the current reporting period has had a large change from prior reporting period. Please check for possible errors or explain why the correct data are out of range. | Current Value: 9.75; Prior Value: 16.00 | PY staff reported under Other Services in error. Correctly counted CY as Library Services. | Yes |

| Edit Code | Line Number | Section | Message | Value | Justification | Accepted |
|-----------|-------------|---|---|--|---|----------|
| 67 | L-020 | L: LSTA Exps (L-010 - L-040) | GRANTS (L-020) expenditures, but no expenditures on INDIVIDUAL PUBLIC LIBRARIES (K_FA-010) or LIBRARY COOPERATIVES SERVING PUBLIC LIBRARIES ONLY (K_FA-020), or vice versa. | Current Value: 530516; Prior Value: 657701 | All expenditures were reported for K_FA-010, for individual public libraries. | Yes |
| 618 | M-270 | M: E Services (M-240 - M-270) | The response this reporting period is different from last reporting period. Please check for possible errors or explain the difference. | Current Value: N; Prior Value: Y | SLAA applied for funding during last survey cycle, but is not an applicant for e-Rate funding during the FY covered by this report. | Yes |
| 1114 | D_PA-060.1 | D: Services to Libs (D_PA-010a - D_PA-060e) | You provide program assistance for Statewide Reading Programs (D_PA-060a-e) and you selected "Yes" to all statewide reading program target population items for D_PA-060.1 - D_PA-060.5. Please explain how all populations are targeted. NOTE: If you target the general population and no population item specifically, then you should select "No" to all target population items. | NULL | The SLAA supports collaborative reading programs that target the selected groups. | Yes |

Nevada Edit Check Report

| Edit Code | Line Number | Section | Message | Value | Justification | Accepted |
|-----------|-------------|-----------------------------------|---|--|--|----------|
| 26 | H-020 | H: Lib Dev Trans (H-010 - H-030) | NUMBER OF EVENTS (H-020) for the current reporting period has had a large change from prior reporting period. Please check for possible errors or explain why the correct data are out of range. | Current Value: 184; Prior Value: 32 | Participation in SLAA funded online webinars from WebJunction were not included previously | Yes |
| 28 | H-030 | H: Lib Dev Trans (H-010 - H-030) | ATTENDANCE AT EVENTS (H-030) per NUMBER OF EVENTS (H-020) for the current reporting period has had a large change from prior reporting period. Please check for possible errors or explain why the correct data are out of range. | Current Value: 712; Prior Value: 606 | Participation in SLAA funded online webinars from WebJunction were not included previously | Yes |
| 67 | L-020 | L: LSTA Exps (L-010 - L-040) | GRANTS (L-020) expenditures, but no expenditures on INDIVIDUAL PUBLIC LIBRARIES (K_FA-010) or LIBRARY COOPERATIVES SERVING PUBLIC LIBRARIES ONLY (K_FA-020), or vice versa. | Current Value: 587058; Prior Value: 536110 | KFA 10, 30 & 70 have been filled in, These are grants to Nevada libraries. There is no value for KFA 20 as no grants were given to library cooperatives that serve only public libraries | Yes |
| 600 | E-010 | E: Hours, Outlets (E-010 - E-040) | TOTAL HOURS/WEEK (all SLAA outlets) (E-010) for the current reporting period has had a large change from prior reporting period. Please check for possible errors or explain why the correct data are out of range. | Current Value: 90; Prior Value: 65 | The main outlet increased hours from 20 to 45 per week | Yes |

State Library Administrative Agencies Survey FY 2018 | Data File Documentation and Data User's Guide

| Edit Code | Line Number | Section | Message | Value | Justification | Accepted |
|-----------|-------------|---|--|--|--|----------|
| 616 | G-050 | G: Lib Serv Trans (G-010 - G-050) | LIBRARY VISITS (G-050) for the current reporting period has had a large change from prior reporting period. Please check for possible errors or explain why the correct data are out of range. | Current Value: 21811; Prior Value: 14375 | The library was open additional hours per week | Yes |
| 618 | M-010 | M: E Services (M-010 - M-070) | The response this reporting period is different from last reporting period. Please check for possible errors or explain the difference. | Current Value: N; Prior Value: Y | The Nevada State Library does not provide this service. It is likely that the question was mis-read or mis-interpreted during the last reporting period(s) | Yes |
| 618 | M-020 | M: E Services (M-010 - M-070) | The response this reporting period is different from last reporting period. Please check for possible errors or explain the difference. | Current Value: N; Prior Value: Y | The Nevada State Library does not provide this service. It is likely that the question was mis-read or mis-interpreted during the last reporting period(s) | Yes |
| 618 | M-030 | M: E Services (M-010 - M-070) | The response this reporting period is different from last reporting period. Please check for possible errors or explain the difference. | Current Value: N; Prior Value: Y | The Nevada State Library does not provide this service. It is likely that the question was mis-read or mis-interpreted during the last reporting period(s) | Yes |
| 618 | M-040 | M: E Services (M-010 - M-070) | The response this reporting period is different from last reporting period. Please check for possible errors or explain the difference. | Current Value: N; Prior Value: Y | The Nevada State Library does not provide this service. It is likely that the question was mis-read or mis-interpreted during the last reporting period(s) | Yes |
| 619 | J-110 | J: Revenue (J-070 - J-150) | STATE AID TO LIBRARIES (J-110) revenue for the current reporting period has had a large change from prior reporting period. Please check for possible errors or explain why the correct data are out of range. | Current Value: 438178; Prior Value: 228179 | NV SB549 appropriated an additional \$500,000 over the biennium | Yes |
| 630 | D_CI-040a | D: Services to Libs (D_CI-010a - D_CI-060e) | The response this reporting period is different from the prior reporting period. Please check for possible errors or explain the difference. | Current Value: N; Prior Value: D | The Nevada State Library no longer requires this | Yes |
| 630 | D_OA-030b | D: Services to Libs (D_OA-010a - D_OA-030e) | The response this reporting period is different from the prior reporting period. Please check for possible errors or explain the difference. | Current Value: D; Prior Value: N | After re-examining the definition of "reference referral services" and conferring with the SLAA Help Desk, we have determined that we do provide this service directly to this type of library upon request. | Yes |
| 630 | D_OA-030c | D: Services to Libs (D_OA-010a - D_OA-030e) | The response this reporting period is different from the prior reporting period. Please check for possible errors or explain the difference. | Current Value: D; Prior Value: N | After re-examining the definition of "reference referral services" and conferring with the SLAA Help Desk, we have determined that we do provide this service directly to this type of library upon request. | Yes |

| Edit Code | Line Number | Section | Message | Value | Justification | Accepted |
|-----------|-------------|---|--|------------------------------------|--|----------|
| 630 | D_OA-030d | D: Services to Libs (D_OA-010a - D_OA-030e) | The response this reporting period is different from the prior reporting period. Please check for possible errors or explain the difference. | Current Value: D; Prior Value: N | After re-examining the definition of "reference referral services" and conferring with the SLAA Help Desk, we have determined that we do provide this service directly to this type of library upon request. | Yes |
| 630 | D_OA-030e | D: Services to Libs (D_OA-010a - D_OA-030e) | The response this reporting period is different from the prior reporting period. Please check for possible errors or explain the difference. | Current Value: D; Prior Value: N | After re-examining the definition of "reference Referral services" and conferring with the SLAA Help Desk, we have determined that we do provide this service directly to this type of library upon request. | Yes |
| 630 | D_SV-050b | D: Services to Libs (D_SV-010a - D_SV-100e) | The response this reporting period is different from the prior reporting period. Please check for possible errors or explain the difference. | Current Value: N; Prior Value: D | After re-examining the definition of "consulting services," we have determined that we do not provide this service directly to this type of library | Yes |
| 630 | D_SV-050c | D: Services to Libs (D_SV-010a - D_SV-100e) | The response this reporting period is different from the prior reporting period. Please check for possible errors or explain the difference. | Current Value: N; Prior Value: D | After re-examining the definition of "consulting services," we have determined that we do not provide this service directly to this type of library | Yes |
| 630 | D_SV-050d | D: Services to Libs (D_SV-010a - D_SV-100e) | The response this reporting period is different from the prior reporting period. Please check for possible errors or explain the difference. | Current Value: N; Prior Value: D | After re-examining the definition of "reference referral services" and conferring with the SLAA Help Desk, we have determined that we do provide this service directly to this type of library upon request. | Yes |
| 637 | F-020 | F: Collections (F-010 - F-050) | The value reported for this item equals the value from the prior reporting period. Please check for possible errors or explain why they are equal. | Current Value: 26; Prior Value: 26 | Number is the same | Yes |

New Hampshire Edit Check Report

| Edit Code | Line Number | Section | Message | Value | Justification | Accepted |
|-----------|-------------|----------------------------------|---|--|---|----------|
| 28 | H-030 | H: Lib Dev Trans (H-010 - H-030) | ATTENDANCE AT EVENTS (H-030) per NUMBER OF EVENTS (H-020) for the current reporting period has had a large change from prior reporting period. Please check for possible errors or explain why the correct data are out of range. | Current Value: 406; Prior Value: 925 | Many events in prior years were organized by the Assistant State Librarian and that position was vacant in FY2018. | Yes |
| 31 | I-010d | I: Staff (I-010a - I-050d) | ADMINISTRATION (I-010d) for the current reporting period has had a large change from prior reporting period. Please check for possible errors or explain why the correct data are out of range. | Current Value: 6.58; Prior Value: 2.82 | The State Librarian said that the State of NH considers anyone with the position of Librarian III as "Administration." This was not done in FY2016, resulting in four Librarian III staffers moved into "Administration" in FY2018. | Yes |

| Edit Code | Line Number | Section | Message | Value | Justification | Accepted |
|-----------|-------------|--------------------------------|---|--|--|----------|
| 119 | M-160c | M: E Services (M-160a - M-230) | STATEWIDE DATABASE LICENSING (M-160c) compared to TOTAL EXPENDITURES (K_TE-010c) from other sources is higher than expected. Please check for possible errors or explain why the correct data are out of range. | Current Value: 162639; Prior Value: 134879 | The majority of (J-140) Other Revenue comes from licensing fees for electronic services. Therefore, the majority of that revenue is expended on Statewide database licensing (M-160c), making up a larger share of Total Expenditures (K_TE-010c). Also, Total Staff Expenditures (K_AO-030c) Other is down dramatically from FY2016 due to staffing changes staffing. | Yes |
| 633 | I-020d | I: Staff (I-010a - I-050d) | Total for this item is 0 this year but was not 0 last year. | Current Value: 0.00; Prior Value: 1.88 | The State Librarian said that the State of NH considers anyone with the position of Librarian III as "Administration." This was not done in FY2016, when two Librarian III staff members were listed under "Library Development." | Yes |
| 634 | I-020d | I: Staff (I-010a - I-050d) | Item is 0 this year but was not 0 last year. | Current Value: 0.00; Prior Value: 1.88 | The State Librarian said that the State of NH considers anyone with the position of Librarian III as "Administration." This was not done in FY2016, when two Librarian III staff members were listed under "Library Development." | Yes |
| 637 | F-020 | F: Collections (F-010 - F-050) | The value reported for this item equals the value from the prior reporting period. Please check for possible errors or explain why they are equal. | Current Value: 95; Prior Value: 95 | The library has a limited amount of audio materials and adds to them to the collection rather infrequently. | Yes |

New Jersey Edit Check Report

| Edit Code | Line Number | Section | Message | Value | Justification | Accepted |
|-----------|-------------|----------------------------------|---|--|--|----------|
| 27 | H-030 | H: Lib Dev Trans (H-010 - H-030) | ATTENDANCE AT EVENTS (H-030) for the current reporting period has had a large change from prior reporting period. Please check for possible errors or explain why the correct data are out of range. | Current Value: 7989; Prior Value: 1724 | Outreach efforts have greatly increased in the last year. Also, several large trainings for library directors and trustees were conducted in the survey year which happen every other year which may account for the difference in attendance. | Yes |
| 28 | H-030 | H: Lib Dev Trans (H-010 - H-030) | ATTENDANCE AT EVENTS (H-030) per NUMBER OF EVENTS (H-020) for the current reporting period has had a large change from prior reporting period. Please check for possible errors or explain why the correct data are out of range. | Current Value: 7989; Prior Value: 1724 | Several events had very high attendance. | Yes |
| 109 | H-030 | H: Lib Dev Trans (H-010 - H-030) | TOTAL ATTENDANCE AT EVENTS (H-030) greater than 6,000. | Current Value: 7989; Prior Value: 1724 | Outreach efforts have greatly increased in the last year. | Yes |

| Edit Code | Line Number | Section | Message | Value | Justification | Accepted |
|-----------|-------------|---|--|--|--|----------|
| 127 | L-030 | L: LSTA Exps (L-010 - L-040) | LSTA ADMINISTRATION (L-030) compared to LSTA STATE PROGRAM (J-070) revenue is greater than expected. Please check for possible errors or explain why the correct data are out of range. | Current Value: 62381; Prior Value: 149300 | This is the amount drawn down by Thomas Edison State University on behalf of the Library. | Yes |
| 634 | L-020 | L: LSTA Exps (L-010 - L-040) | Item is 0 this year but was not 0 last year. | Current Value: 0; Prior Value: 40132 | Subgrants are not awarded every year; grants were given in 2016 but not 2018. | Yes |
| 637 | F-050 | F: Collections (F-010 - F-050) | The value reported for this item equals the value from the prior reporting period. Please check for possible errors or explain why they are equal. | Current Value: 567183; Prior Value: 567183 | The government documents collection received no new documents in the survey year | Yes |
| 637 | K_FA-040b | K: Expenditures (K_FA-010a - K_TE-010d) | The value reported for this item equals the value from the prior reporting period. Please check for possible errors or explain why they are equal. | Current Value: 1840000; Prior Value: 1840000 | We issue a grant to the statewide cooperative each year in the amount of \$1.84 million | Yes |
| 1004 | H-010 | H: Lib Dev Trans (H-010 - H-030) | GRANTS AWARDED (H-010) for the current reporting period has had a large change from prior reporting period. Please check for possible errors or explain why the correct data are out of range. | Current Value: 7; Prior Value: 18 | The New Jersey State Library hired a grants manager who has greatly increased the number of grants we apply for and receive. | Yes |

New Mexico Edit Check Report

| Edit Code | Line Number | Section | Message | Value | Justification | Accepted |
|-----------|-------------|----------------------------------|---|--|---|----------|
| 28 | H-030 | H: Lib Dev Trans (H-010 - H-030) | ATTENDANCE AT EVENTS (H-030) per NUMBER OF EVENTS (H-020) for the current reporting period has had a large change from prior reporting period. Please check for possible errors or explain why the correct data are out of range. | Current Value: 441; Prior Value: 529 | This is the # we have for the events we presented, and/or sponsored. | Yes |
| 35 | I-030d | I: Staff (I-010a - I-050d) | LIBRARY SERVICES (I-030d) for the current reporting period has had a large change from prior reporting period. Please check for possible errors or explain why the correct data are out of range. | Current Value: 34.50; Prior Value: 27.00 | Bookmobile employees hired during FY18 | Yes |
| 58 | J-090 | J: Revenue (J-070 - J-150) | Difference between TOTAL FEDERAL REVENUE (J-090) and TOTAL FEDERAL EXPENDITURES (K_TE-010a) is greater than expected. Please check for possible errors or explain why the correct data are out of range. | Current Value: 1115300; Prior Value: 990823 | This is the amount reported that was drawn down from LSTA funds in FY18 | Yes |
| 62 | J-150 | J: Revenue (J-070 - J-150) | Difference between TOTAL REVENUE (J-150) and TOTAL EXPENDITURES (K_TE-010d) is greater than expected. Please check for possible errors or explain why the correct data are out of range. | Current Value: 4410778; Prior Value: 5339954 | This is the reported amount for FY18. | Yes |

| Edit Code | Line Number | Section | Message | Value | Justification | Accepted |
|-----------|-------------|---|--|--|--|----------|
| 115 | L-040 | L: LSTA Exps (L-010 - L-040) | TOTAL LSTA EXPENDITURES (L-040) compared to TOTAL EXPENDITURES (K_TE-010a) from federal sources is lower than expected. Please check for possible errors or explain why the correct data are out of range. | Current Value: 427118; Prior Value: 1367470 | This is the amount reported by the LSTA coordinator for FY18 | Yes |
| 125 | L-030 | L: LSTA Exps (L-010 - L-040) | LSTA ADMINISTRATION (L-030) compared to TOTAL LSTA EXPENDITURES (L-040) is higher than expected. Please check for possible errors or explain why the correct data are out of range. | Current Value: 41115; Prior Value: 26585 | This is what the LSTA coordinator reports. | Yes |
| 618 | M-060 | M: E Services (M-010 - M-070) | The response this reporting period is different from last reporting period. Please check for possible errors or explain the difference. | Current Value: N; Prior Value: Y | NMSL did not provide grants or contracts to other state agencies for digitization or digital programs or services in FY18. | Yes |
| 618 | M-100 | M: E Services (M-080 - M-150) | The response this reporting period is different from last reporting period. Please check for possible errors or explain the difference. | Current Value: Y; Prior Value: N | This refers to E-rate activities. | Yes |
| 618 | M-110 | M: E Services (M-080 - M-150) | The response this reporting period is different from last reporting period. Please check for possible errors or explain the difference. | Current Value: Y; Prior Value: N | This refers to E-rate activities. | Yes |
| 618 | M-200 | M: E Services (M-160a - M-230) | The response this reporting period is different from last reporting period. Please check for possible errors or explain the difference. | Current Value: Y; Prior Value: N | All libraries and all NM residents have access to the databases paid for by the NMSL. | Yes |
| 618 | M-240 | M: E Services (M-240 - M-270) | The response this reporting period is different from last reporting period. Please check for possible errors or explain the difference. | Current Value: Y; Prior Value: N | The web-based union catalog this is referring to is our SALSA catalog which includes access to 7 libraries catalogs | Yes |
| 637 | J-110 | J: Revenue (J-070 - J-150) | The value reported for this item equals the value from the prior reporting period. Please check for possible errors or explain why they are equal. | Current Value: 790000; Prior Value: 790000 | This is accurate, the amount has been the same for the last few years. | Yes |
| 1004 | H-010 | H: Lib Dev Trans (H-010 - H-030) | GRANTS AWARDED (H-010) for the current reporting period has had a large change from prior reporting period. Please check for possible errors or explain why the correct data are out of range. | Current Value: 2; Prior Value: 90 | Unsure of prior value stats. FY18 reflects 2 grants State Aid Grant and Tribal Libraries Grant. | Yes |
| 1058 | K_AO-050d | K: Expenditures (K_AO-010a - K_OE-020d) | TOTAL OTHER OPERATING EXPENDITURES (K_AO-050d) is greater than the sum of FEDERAL (K_AO-050a), STATE (K_AO-050b), and OTHER (K_AO-050c) OTHER OPERATING EXPENDITURES. This should only occur if one or more of the details contained in the total are missing (-1). Please correct data or explain/verify that data are correct. | Current Value: 2173778; Prior Value: 1466325 | This is the amount reported for FY18 | Yes |

| Edit Code | Line Number | Section | Message | Value | Justification | Accepted |
|-----------|-------------|---|---|--|--|----------|
| 1066 | K_AO-060d | K: Expenditures (K_AO-010a - K_OE-020d) | TOTAL OPERATING EXPENDITURES (K_AO-060d) is greater than the sum of FEDERAL (K_AO-060a), STATE (K_AO-060b), and OTHER (K_AO-060c) OTHER EXPENDITURES. This should only occur if one or more of the details contained in the total are missing (-1). Please correct data or explain/verify that data are correct. | Current Value: 5084179; Prior Value: 4688826 | This is the amount reported for FY18 | Yes |
| 1114 | D_PA-060.1 | D: Services to Libs (D_PA-010a - D_PA-060e) | You provide program assistance for Statewide Reading Programs (D_PA-060a-e) and you selected "Yes" to all statewide reading program target population items for D_PA-060.1 - D_PA-060.5. Please explain how all populations are targeted. NOTE: If you target the general population and no population item specifically, then you should select "No" to all target population items. | NULL | The NMSL provides summer reading manuals to public libraries which contain information specific to each target audience. It is up to each library to implement programs according to the needs in their community. | Yes |

New York Edit Check Report

| Edit Code | Line Number | Section | Message | Value | Justification | Accepted |
|-----------|-------------|---|---|--|--|----------|
| 28 | H-030 | H: Lib Dev Trans (H-010 - H-030) | ATTENDANCE AT EVENTS (H-030) per NUMBER OF EVENTS (H-020) for the current reporting period has had a large change from prior reporting period. Please check for possible errors or explain why the correct data are out of range. | Current Value: 4064; Prior Value: 2160 | This number is accurate for this year. | Yes |
| 106 | H-010 | H: Lib Dev Trans (H-010 - H-030) | GRANTS AWARDED (H-010) greater than 400. | Current Value: 839; Prior Value: 789 | This number is accurate for this year. | Yes |
| 127 | L-030 | L: LSTA Exps (L-010 - L-040) | LSTA ADMINISTRATION (L-030) compared to LSTA STATE PROGRAM (J-070) revenue is greater than expected. Please check for possible errors or explain why the correct data are out of range. | Current Value: 343473; Prior Value: 395621 | The LSTA revenue represents the drawdown from multiple award years. | Yes |
| 630 | D_CI-021a | D: Services to Libs (D_CI-010a - D_CI-060e) | The response this reporting period is different from the prior reporting period. Please check for possible errors or explain the difference. | Current Value: N; Prior Value: D | This is accurate for this year. | Yes |
| 630 | D_CI-025e | D: Services to Libs (D_CI-010a - D_CI-060e) | The response this reporting period is different from the prior reporting period. Please check for possible errors or explain the difference. | Current Value: N; Prior Value: D | This is accurate for this year. | Yes |
| 637 | F-020 | F: Collections (F-010 - F-050) | The value reported for this item equals the value from the prior reporting period. Please check for possible errors or explain why they are equal. | Current Value: 163; Prior Value: 163 | Audio materials are not a major part of our collection. Number is correct. | Yes |
| 637 | F-030 | F: Collections (F-010 - F-050) | The value reported for this item equals the value from the prior reporting period. Please check for possible errors or explain why they are equal. | Current Value: 553; Prior Value: 553 | Video materials are not a major part of our collection. Number is correct. | Yes |

| Edit Code | Line Number | Section | Message | Value | Justification | Accepted |
|-----------|-------------|---|--|----------------------------------|---|----------|
| 1109 | D_SV-090a | D: Services to Libs (D_SV-010a - D_SV-100e) | Provide ADMINISTRATION OF LSTA STATE PROGRAM GRANTS (D_SV-090) but no GRANTS AWARDED (H-010), or vice versa. | Current Value: N; Prior Value: D | New York State does not provide LSTA subgrants. | Yes |

North Carolina Edit Check Report

| Edit Code | Line Number | Section | Message | Value | Justification | Accepted |
|-----------|-------------|-----------------------------------|---|--|--|----------|
| 22 | G-010 | G: Lib Serv Trans (G-010 - G-050) | Annual CIRCULATION (G-010) per annual LIBRARY VISITS (G-050) is lower than expected. Please check both and update or explain. Please check for possible errors or explain why the correct data are out of range. | Current Value: 21979; Prior Value: 42013 | LBPH circulation does not include BARD, but does include NOBLE & Physical circ | Yes |
| 24 | G-040 | G: Lib Serv Trans (G-010 - G-050) | The amount of REFERENCE TRANSACTIONS (G-040) per LIBRARY VISIT (G-050) is higher than expected. | Current Value: 47867; Prior Value: 6234 | 2016 appears to not include Library for the Blind & Physically Handicapped reference | Yes |
| 26 | H-020 | H: Lib Dev Trans (H-010 - H-030) | NUMBER OF EVENTS (H-020) for the current reporting period has had a large change from prior reporting period. Please check for possible errors or explain why the correct data are out of range. | Current Value: 23; Prior Value: 135 | Change may be due to not including Board of Trustee Presentations (position vacant for part of year). Included in number are CE Consultant events, NC Cardinal CE, YS events, and data CE. | Yes |
| 27 | H-030 | H: Lib Dev Trans (H-010 - H-030) | ATTENDANCE AT EVENTS (H-030) for the current reporting period has had a large change from prior reporting period. Please check for possible errors or explain why the correct data are out of range. | Current Value: 580; Prior Value: 2368 | Change may be due to not including Board of Trustee Presentations (position vacant for part of year). Included in number are CE Consultant events, NC Cardinal CE, YS events, and data CE. | Yes |
| 28 | H-030 | H: Lib Dev Trans (H-010 - H-030) | ATTENDANCE AT EVENTS (H-030) per NUMBER OF EVENTS (H-020) for the current reporting period has had a large change from prior reporting period. Please check for possible errors or explain why the correct data are out of range. | Current Value: 580; Prior Value: 2368 | Change may be due to not including Board of Trustee Presentations (position vacant for part of year). Included in number are CE Consultant events, NC Cardinal CE, YS events, and data CE. | Yes |
| 67 | L-020 | L: LSTA Exps (L-010 - L-040) | GRANTS (L-020) expenditures, but no expenditures on INDIVIDUAL PUBLIC LIBRARIES (K_FA-010) or LIBRARY COOPERATIVES SERVING PUBLIC LIBRARIES ONLY (K_FA-020), or vice versa. | Current Value: 2535357; Prior Value: 2847522 | This edit check appears to be an error. Expenditures are reported in K_FA-010 | Yes |
| 127 | L-030 | L: LSTA Exps (L-010 - L-040) | LSTA ADMINISTRATION (L-030) compared to LSTA STATE PROGRAM (J-070) revenue is greater than expected. Please check for possible errors or explain why the correct data are out of range. | Current Value: 145432; Prior Value: 163505 | Figure has been verified | Yes |

State Library Administrative Agencies Survey FY 2018 | Data File Documentation and Data User's Guide

| Edit Code | Line Number | Section | Message | Value | Justification | Accepted |
|-----------|-------------|---|--|--|--|----------|
| 609 | F-030 | F: Collections (F-010 - F-050) | VIDEO MATERIALS (F-030) for the current reporting period has had a large change from prior reporting period. Please check for possible errors or explain why the correct data are out of range. | Current Value: 1965; Prior Value: 943 | LBPH figures not included in 2016 | Yes |
| 615 | G-040 | G: Lib Serv Trans (G-010 - G-050) | REFERENCE TRANSACTIONS (G-040) for the current reporting period has had a large change from prior reporting period. Please check for possible errors or explain why the correct data are out of range. | Current Value: 47867; Prior Value: 6234 | 2016 appears to not include Library for the Blind & Physically Handicapped reference | Yes |
| 630 | D_CI-021a | D: Services to Libs (D_CI-010a - D_CI-060e) | The response this reporting period is different from the prior reporting period. Please check for possible errors or explain the difference. | Current Value: N; Prior Value: D | Last statewide campaign was 2010 | Yes |
| 630 | D_CI-030a | D: Services to Libs (D_CI-010a - D_CI-060e) | The response this reporting period is different from the prior reporting period. Please check for possible errors or explain the difference. | Current Value: N; Prior Value: C | NC Knows chat reference service was discontinued in 2017 | Yes |
| 630 | D_CI-030b | D: Services to Libs (D_CI-010a - D_CI-060e) | The response this reporting period is different from the prior reporting period. Please check for possible errors or explain the difference. | Current Value: N; Prior Value: C | NC Knows chat reference service was discontinued in 2017 | Yes |
| 630 | D_PA-010c | D: Services to Libs (D_CI-010a - D_CI-060e) | The response this reporting period is different from the prior reporting period. Please check for possible errors or explain the difference. | Current Value: N; Prior Value: C | Support for school libraries provided via Department of Instruction | Yes |
| 630 | D_PA-010d | D: Services to Libs (D_CI-010a - D_CI-060e) | The response this reporting period is different from the prior reporting period. Please check for possible errors or explain the difference. | Current Value: D; Prior Value: C | Not provided | Yes |
| 630 | D_PA-020c | D: Services to Libs (D_CI-010a - D_CI-060e) | The response this reporting period is different from the prior reporting period. Please check for possible errors or explain the difference. | Current Value: N; Prior Value: D | Not provided | Yes |
| 630 | D_PA-020d | D: Services to Libs (D_CI-010a - D_CI-060e) | The response this reporting period is different from the prior reporting period. Please check for possible errors or explain the difference. | Current Value: N; Prior Value: D | Not provided | Yes |
| 630 | D_PA-040a | D: Services to Libs (D_CI-010a - D_CI-060e) | The response this reporting period is different from the prior reporting period. Please check for possible errors or explain the difference. | Current Value: C; Prior Value: N | Provided via Digital Heritage Center | Yes |
| 630 | D_PA-040b | D: Services to Libs (D_CI-010a - D_CI-060e) | The response this reporting period is different from the prior reporting period. Please check for possible errors or explain the difference. | Current Value: C; Prior Value: N | Provided via Digital Heritage Center | Yes |
| 630 | D_PA-040d | D: Services to Libs (D_CI-010a - D_CI-060e) | The response this reporting period is different from the prior reporting period. Please check for possible errors or explain the difference. | Current Value: C; Prior Value: N | Provided via Digital Heritage Center | Yes |
| 630 | D_PA-050d | D: Services to Libs (D_CI-010a - D_CI-060e) | The response this reporting period is different from the prior reporting period. Please check for possible errors or explain the difference. | Current Value: N; Prior Value: D | Not provided | Yes |
| 637 | F-050 | F: Collections (F-010 - F-050) | The value reported for this item equals the value from the prior reporting period. Please check for possible errors or explain why they are equal. | Current Value: 494549; Prior Value: 494549 | Figure has been verified and is correct. | Yes |
| 637 | K_FA-050b | K: Expenditures (K_FA-010a - K_TE-010d) | The value reported for this item equals the value from the prior reporting period. Please check for possible errors or explain why they are equal. | Current Value: 1252618; Prior Value: 1252618 | Value has been verified and is correct - represents NC Live payment | Yes |

| Edit Code | Line Number | Section | Message | Value | Justification | Accepted |
|-----------|-------------|--------------------------------|--|--|---|----------|
| 1104 | M-160d | M: E Services (M-160a - M-230) | TOTAL EXPENDITURES FOR STATEWIDE DATABASE LICENSING (M-160d) is greater than the sum of FEDERAL (M-160a), STATE (M-160b), and OTHER (M-160c) EXPENDITURES FOR STATEWIDE DATABASE LICENSING. This should only occur if one or more of the details contained in the total are missing (-1). Please correct data or explain/verify that data are correct. | Current Value: 1252618; Prior Value: 1252618 | Value has been verified and is correct - represents NC Live payment | Yes |

North Dakota Edit Check Report

| Edit Code | Line Number | Section | Message | Value | Justification | Accepted |
|-----------|-------------|---|---|--|--|----------|
| 27 | H-030 | H: Lib Dev Trans (H-010 - H-030) | ATTENDANCE AT EVENTS (H-030) for the current reporting period has had a large change from prior reporting period. Please check for possible errors or explain why the correct data are out of range. | Current Value: 1151; Prior Value: 2746 | SLAA provided more one on one visits to libraries and less group events. | Yes |
| 28 | H-030 | H: Lib Dev Trans (H-010 - H-030) | ATTENDANCE AT EVENTS (H-030) per NUMBER OF EVENTS (H-020) for the current reporting period has had a large change from prior reporting period. Please check for possible errors or explain why the correct data are out of range. | Current Value: 1151; Prior Value: 2746 | SLAA provided more one on one visits to libraries and less group events. | Yes |
| 139 | J-030 | J: Revenue (J-010 - J-050) | Yes to (J-030) SLAA administration of SCHOOL LIBRARY MEDIA CENTERS state funds, but SINGLE AGENCY OR LIBRARY PROVIDING STATEWIDE SERVICE (K_FA-050) and OTHER ASSISTANCE (K_FA-070) in column b are equal to 0. | Current Value: Y; Prior Value: Y | All funds were reported under K_FA_030 (portions of the amount reported went to public libs., academics, and school lib. media ctrs. | Yes |
| 630 | D_CI-025e | D: Services to Libs (D_CI-010a - D_CI-060e) | The response this reporting period is different from the prior reporting period. Please check for possible errors or explain the difference. | Current Value: D; Prior Value: N | Service provided to all library types (including coops) | Yes |
| 630 | D_OA-010a | D: Services to Libs (D_OA-010a - D_OA-030e) | The response this reporting period is different from the prior reporting period. Please check for possible errors or explain the difference. | Current Value: C; Prior Value: N | SLAA contracts for Online Library Resources / Statewide database access. | Yes |
| 630 | D_OA-010b | D: Services to Libs (D_OA-010a - D_OA-030e) | The response this reporting period is different from the prior reporting period. Please check for possible errors or explain the difference. | Current Value: C; Prior Value: N | SLAA contracts for Online Library Resources / Statewide database access. | Yes |
| 630 | D_OA-010c | D: Services to Libs (D_OA-010a - D_OA-030e) | The response this reporting period is different from the prior reporting period. Please check for possible errors or explain the difference. | Current Value: C; Prior Value: N | SLAA contracts for Online Library Resources / Statewide database access. | Yes |
| 630 | D_OA-010d | D: Services to Libs (D_OA-010a - D_OA-030e) | The response this reporting period is different from the prior reporting period. Please check for possible errors or explain the difference. | Current Value: C; Prior Value: N | SLAA contracts for Online Library Resources / Statewide database access. | Yes |

| Edit Code | Line Number | Section | Message | Value | Justification | Accepted |
|-----------|-------------|---|--|----------------------------------|--|----------|
| 630 | D_OA-010e | D: Services to Libs (D_OA-010a - D_OA-030e) | The response this reporting period is different from the prior reporting period. Please check for possible errors or explain the difference. | Current Value: C; Prior Value: N | SLAA contracts for Online Library Resources / Statewide database access. | Yes |
| 630 | D_OA-020e | D: Services to Libs (D_OA-010a - D_OA-030e) | The response this reporting period is different from the prior reporting period. Please check for possible errors or explain the difference. | Current Value: D; Prior Value: N | SLAA provides for all library types including cooperatives. | Yes |
| 630 | D_OA-030e | D: Services to Libs (D_OA-010a - D_OA-030e) | The response this reporting period is different from the prior reporting period. Please check for possible errors or explain the difference. | Current Value: D; Prior Value: N | SLAA provides for all library types including cooperatives. | Yes |
| 630 | D_PA-010e | D: Services to Libs (D_PA-010a - D_PA-060e) | The response this reporting period is different from the prior reporting period. Please check for possible errors or explain the difference. | Current Value: D; Prior Value: N | Service provided to all library types (including co-ops) | Yes |
| 630 | D_SV-070a | D: Services to Libs (D_SV-010a - D_SV-100e) | The response this reporting period is different from the prior reporting period. Please check for possible errors or explain the difference. | Current Value: D; Prior Value: N | State Library enacted / implemented public library standards in 2017. | Yes |

Ohio Edit Check Report

| Edit Code | Line Number | Section | Message | Value | Justification | Accepted |
|-----------|-------------|---|--|--|---|----------|
| 22 | G-010 | G: Lib Serv Trans (G-010 - G-050) | Annual CIRCULATION (G-010) per annual LIBRARY VISITS (G-050) is lower than expected. Please check both and update or explain. Please check for possible errors or explain why the correct data are out of range. | Current Value: 131188; Prior Value: 114077 | Circulation number was higher due to an increase in electronic book downloads from the Ohio Digital Library. The State Library also added 747 more patrons than the previous year | Yes |
| 58 | J-090 | J: Revenue (J-070 - J-150) | Difference between TOTAL FEDERAL REVENUE (J-090) and TOTAL FEDERAL EXPENDITURES (K_TE-010a) is greater than expected. Please check for possible errors or explain why the correct data are out of range. | Current Value: 7056391; Prior Value: 6615849 | Value confirmed | Yes |
| 62 | J-150 | J: Revenue (J-070 - J-150) | Difference between TOTAL REVENUE (J-150) and TOTAL EXPENDITURES (K_TE-010d) is greater than expected. Please check for possible errors or explain why the correct data are out of range. | Current Value: 24479579; Prior Value: 23519851 | Value confirmed | Yes |
| 92 | K_TE-010c | K: Expenditures (K_FA-010a - K_TE-010d) | TOTAL EXPENDITURES (K_TE-010c) compared to OTHER REVENUE (J-140) in other sources has had a large change. Please check for possible errors or explain why the correct data are out of range. | Current Value: 3915101; Prior Value: 3607622 | Value confirmed | Yes |
| 98 | J-140 | J: Revenue (J-070 - J-150) | OTHER REVENUE (J-140) compared to TOTAL REVENUE (J-150) is higher than expected. Please check for possible errors or explain why the correct data are out of range. | Current Value: 7153092; Prior Value: 6094092 | Value confirmed | Yes |

State Library Administrative Agencies Survey FY 2018 | Data File Documentation and Data User's Guide

| Edit Code | Line Number | Section | Message | Value | Justification | Accepted |
|-----------|-------------|---|--|--|--|----------|
| 127 | L-030 | L: LSTA Exps (L-010 - L-040) | LSTA ADMINISTRATION (L-030) compared to LSTA STATE PROGRAM (J-070) revenue is greater than expected. Please check for possible errors or explain why the correct data are out of range. | Current Value: 99552; Prior Value: 66059 | Value confirmed | Yes |
| 510 | F-050 | F: Collections (F-010 - F-050) | Item is -1. | Current Value: -1; Prior Value: -1 | We have thousands of government documents that are uncatalogued and as such we can't provide an accurate count | Yes |
| 614 | G-030 | G: Lib Serv Trans (G-010 - G-050) | RECEIVED FROM OTHER LIBRARIES AND DOCUMENT DELIVERY SERVICES (G-030) for the current reporting period has had a large change from prior reporting period. Please check for possible errors or explain why the correct data are out of range. | Current Value: 8216; Prior Value: 3989 | This number is higher due to OhioLINK Electronic Journal Center cumulative title downloads | Yes |
| 616 | G-050 | G: Lib Serv Trans (G-010 - G-050) | LIBRARY VISITS (G-050) for the current reporting period has had a large change from prior reporting period. Please check for possible errors or explain why the correct data are out of range. | Current Value: 47456; Prior Value: 23975 | Library visits were higher because the people counter wasn't working for several months during the last count. Additionally new counter equipment was installed. | Yes |
| 625 | K_AO-020d | K: Expenditures (K_AO-010a - K_OE-020d) | EMPLOYEE BENEFITS (K_AO-020d) for the current reporting period has had a large change from prior reporting period. Please check for possible errors or explain why the correct data are out of range. | Current Value: 734781; Prior Value: 1331888 | Value confirmed | Yes |
| 628 | M-140 | M: E Services (M-080 - M-150) | LIBRARY-OWNED PUBLIC-ACCESS GRAPHICAL INTERNET WORKSTATIONS (M-140) for the current reporting period has had a large change from prior reporting period. Please check for possible errors or explain why the correct data are out of range. | Current Value: 35; Prior Value: 21 | The SEO Library center built a training lab | Yes |
| 637 | J-120 | J: Revenue (J-070 - J-150) | The value reported for this item equals the value from the prior reporting period. Please check for possible errors or explain why they are equal. | Current Value: 8000; Prior Value: 8000 | Number is the same as last year | Yes |
| 637 | K_FA-050b | K: Expenditures (K_FA-010a - K_TE-010d) | The value reported for this item equals the value from the prior reporting period. Please check for possible errors or explain why they are equal. | Current Value: 1274194; Prior Value: 1274194 | Value confirmed | Yes |
| 1004 | H-010 | H: Lib Dev Trans (H-010 - H-030) | GRANTS AWARDED (H-010) for the current reporting period has had a large change from prior reporting period. Please check for possible errors or explain why the correct data are out of range. | Current Value: 144; Prior Value: 21 | The Guiding Ohio Online program was transitioned to LSTA. Additionally our grant program has become more popular and we've received far more applicants. | Yes |

| Edit Code | Line Number | Section | Message | Value | Justification | Accepted |
|-----------|-------------|---|---|--|-----------------|----------|
| 1096 | K_TE-010b | K: Expenditures (K_FA-010a - K_TE-010d) | TOTAL STATE OTHER EXPENDITURES (K_TE-010b) is greater than the sum of STATE TOTAL OPERATING EXPENDITURES (K_AO-060b), STATE CAPITAL OUTLAY (K_OE-010b), STATE OTHER EXPENDITURES (K_OE-020b), AND STATE TOTAL FINANCIAL ASSISTANCE (K_FA-080b). Please correct total or associated details. | Current Value: 11155279; Prior Value: 11623844 | Value confirmed | Yes |

Oklahoma Edit Check Report

| Edit Code | Line Number | Section | Message | Value | Justification | Accepted |
|-----------|-------------|---|---|--|--|----------|
| 28 | H-030 | H: Lib Dev Trans (H-010 - H-030) | ATTENDANCE AT EVENTS (H-030) per NUMBER OF EVENTS (H-020) for the current reporting period has had a large change from prior reporting period. Please check for possible errors or explain why the correct data are out of range. | Current Value: 6908; Prior Value: 6333 | Less # of events due to fewer computer lab classes but had 1 new event OK Teen Book Con - 500 - and the Reading RoundUp author tour 31 events with 2480 attend | Yes |
| 109 | H-030 | H: Lib Dev Trans (H-010 - H-030) | TOTAL ATTENDANCE AT EVENTS (H-030) greater than 6,000. | Current Value: 6908; Prior Value: 6333 | 1 new event OK Teen Book Con 500 attend and the Reading RoundUp author tour 31 events with 2480 attend; previous Read Across Oklahoma event still held but reduced attend due to teachers strike | Yes |
| 114 | L-020 | L: LSTA Exps (L-010 - L-040) | GRANTS (L-020) not equal to TOTAL FINANCIAL ASSISTANCE (K_FA-080a) minus LIBRARY CONSTRUCTION (K_FA-060a) from federal sources. | Current Value: 423854; Prior Value: 482089 | KFA-070 \$626,601 includes other federal funds TANF, NHPRC, etc. | Yes |
| 615 | G-040 | G: Lib Serv Trans (G-010 - G-050) | REFERENCE TRANSACTIONS (G-040) for the current reporting period has had a large change from prior reporting period. Please check for possible errors or explain why the correct data are out of range. | Current Value: 3910; Prior Value: 881 | records & archives did not report their substantial requests for records and info in the past | Yes |
| 630 | D_PA-010b | D: Services to Libs (D_PA-010a - D_PA-060e) | The response this reporting period is different from the prior reporting period. Please check for possible errors or explain the difference. | Current Value: N; Prior Value: D | we used to offer computer lab classes to all - this position is now vacant | Yes |
| 630 | D_PA-030b | D: Services to Libs (D_PA-010a - D_PA-060e) | The response this reporting period is different from the prior reporting period. Please check for possible errors or explain the difference. | Current Value: N; Prior Value: D | no longer work directly with academic institution | Yes |
| 637 | M-160a | M: E Services (M-160a - M-230) | The value reported for this item equals the value from the prior reporting period. Please check for possible errors or explain why they are equal. | Current Value: 529004; Prior Value: 529004 | Correct - annual contract price | Yes |

Oregon Edit Check Report

| Edit Code | Line Number | Section | Message | Value | Justification | Accepted |
|-----------|-------------|----------------------------------|---|--|--|----------|
| 28 | H-030 | H: Lib Dev Trans (H-010 - H-030) | ATTENDANCE AT EVENTS (H-030) per NUMBER OF EVENTS (H-020) for the current reporting period has had a large change from prior reporting period. Please check for possible errors or explain why the correct data are out of range. | Current Value: 214; Prior Value: 249 | Attendance number reported is as accurate as possible. | Yes |
| 127 | L-030 | L: LSTA Exps (L-010 - L-040) | LSTA ADMINISTRATION (L-030) compared to LSTA STATE PROGRAM (J-070) revenue is greater than expected. Please check for possible errors or explain why the correct data are out of range. | Current Value: 87684; Prior Value: 77648 | Figure is exactly 4% of our LSTA allotment for the CY. | Yes |
| 637 | F-030 | F: Collections (F-010 - F-050) | The value reported for this item equals the value from the prior reporting period. Please check for possible errors or explain why they are equal. | Current Value: 2364; Prior Value: 2364 | No net change in number of video items since prior year. | Yes |

Pennsylvania Edit Check Report

| Edit Code | Line Number | Section | Message | Value | Justification | Accepted |
|-----------|-------------|----------------------------------|---|--|--|----------|
| 28 | H-030 | H: Lib Dev Trans (H-010 - H-030) | ATTENDANCE AT EVENTS (H-030) per NUMBER OF EVENTS (H-020) for the current reporting period has had a large change from prior reporting period. Please check for possible errors or explain why the correct data are out of range. | Current Value: 214; Prior Value: 249 | Attendance number reported is as accurate as possible. | Yes |
| 127 | L-030 | L: LSTA Exps (L-010 - L-040) | LSTA ADMINISTRATION (L-030) compared to LSTA STATE PROGRAM (J-070) revenue is greater than expected. Please check for possible errors or explain why the correct data are out of range. | Current Value: 87684; Prior Value: 77648 | Figure is exactly 4% of our LSTA allotment for the CY. | Yes |
| 637 | F-030 | F: Collections (F-010 - F-050) | The value reported for this item equals the value from the prior reporting period. Please check for possible errors or explain why they are equal. | Current Value: 2364; Prior Value: 2364 | No net change in number of video items since prior year. | Yes |
| 28 | H-030 | H: Lib Dev Trans (H-010 - H-030) | ATTENDANCE AT EVENTS (H-030) per NUMBER OF EVENTS (H-020) for the current reporting period has had a large change from prior reporting period. Please check for possible errors or explain why the correct data are out of range. | Current Value: 214; Prior Value: 249 | Attendance number reported is as accurate as possible. | Yes |
| 127 | L-030 | L: LSTA Exps (L-010 - L-040) | LSTA ADMINISTRATION (L-030) compared to LSTA STATE PROGRAM (J-070) revenue is greater than expected. Please check for possible errors or explain why the correct data are out of range. | Current Value: 87684; Prior Value: 77648 | Figure is exactly 4% of our LSTA allotment for the CY. | Yes |

| Edit Code | Line Number | Section | Message | Value | Justification | Accepted |
|-----------|-------------|----------------------------------|---|--|--|----------|
| 637 | F-030 | F: Collections (F-010 - F-050) | The value reported for this item equals the value from the prior reporting period. Please check for possible errors or explain why they are equal. | Current Value: 2364; Prior Value: 2364 | No net change in number of video items since prior year. | Yes |
| 28 | H-030 | H: Lib Dev Trans (H-010 - H-030) | ATTENDANCE AT EVENTS (H-030) per NUMBER OF EVENTS (H-020) for the current reporting period has had a large change from prior reporting period. Please check for possible errors or explain why the correct data are out of range. | Current Value: 214; Prior Value: 249 | Attendance number reported is as accurate as possible. | Yes |
| 127 | L-030 | L: LSTA Exps (L-010 - L-040) | LSTA ADMINISTRATION (L-030) compared to LSTA STATE PROGRAM (J-070) revenue is greater than expected. Please check for possible errors or explain why the correct data are out of range. | Current Value: 87684; Prior Value: 77648 | Figure is exactly 4% of our LSTA allotment for the CY. | Yes |
| 637 | F-030 | F: Collections (F-010 - F-050) | The value reported for this item equals the value from the prior reporting period. Please check for possible errors or explain why they are equal. | Current Value: 2364; Prior Value: 2364 | No net change in number of video items since prior year. | Yes |
| 28 | H-030 | H: Lib Dev Trans (H-010 - H-030) | ATTENDANCE AT EVENTS (H-030) per NUMBER OF EVENTS (H-020) for the current reporting period has had a large change from prior reporting period. Please check for possible errors or explain why the correct data are out of range. | Current Value: 214; Prior Value: 249 | Attendance number reported is as accurate as possible. | Yes |
| 127 | L-030 | L: LSTA Exps (L-010 - L-040) | LSTA ADMINISTRATION (L-030) compared to LSTA STATE PROGRAM (J-070) revenue is greater than expected. Please check for possible errors or explain why the correct data are out of range. | Current Value: 87684; Prior Value: 77648 | Figure is exactly 4% of our LSTA allotment for the CY. | Yes |
| 637 | F-030 | F: Collections (F-010 - F-050) | The value reported for this item equals the value from the prior reporting period. Please check for possible errors or explain why they are equal. | Current Value: 2364; Prior Value: 2364 | No net change in number of video items since prior year. | Yes |

Rhode Island Edit Check Report

| Edit Code | Line Number | Section | Message | Value | Justification | Accepted |
|-----------|-------------|----------------------------------|---|--------------------------------------|---|----------|
| 28 | H-030 | H: Lib Dev Trans (H-010 - H-030) | ATTENDANCE AT EVENTS (H-030) per NUMBER OF EVENTS (H-020) for the current reporting period has had a large change from prior reporting period. Please check for possible errors or explain why the correct data are out of range. | Current Value: 770; Prior Value: 961 | In 2016, SLAA collaborated on grant project with library school to offer media literacy trainings, which resulted in higher attendance for CE events. | Yes |

| Edit Code | Line Number | Section | Message | Value | Justification | Accepted |
|-----------|-------------|---|---|------------------------------------|--|----------|
| 45 | K_OE-020c | K: Expenditures (K_AO-010a - K_OE-020d) | OTHER EXPENDITURES (K_OE-020c) from other sources equals the sum of TOTAL OPERATING EXPENDITURES (K_AO-060c), TOTAL FINANCIAL ASSISTANCE (K_FA-080c), CAPITAL OUTLAY (K_OE-010c) from other sources. This row should not be a summation of the preceding rows. Please check for possible errors or explain why the correct data are out of range. | Current Value: 0; Prior Value: 0 | no error. | Yes |
| 618 | M-250 | M: E Services (M-240 - M-270) | The response this reporting period is different from last reporting period. Please check for possible errors or explain the difference. | Current Value: N; Prior Value: Y | SLAA no longer provides other type of electronic access. | Yes |
| 634 | J-140 | J: Revenue (J-070 - J-150) | Item is 0 this year but was not 0 last year. | Current Value: 0; Prior Value: 28 | No other revenue. | Yes |
| 637 | F-050 | F: Collections (F-010 - F-050) | The value reported for this item equals the value from the prior reporting period. Please check for possible errors or explain why they are equal. | Current Value: 48; Prior Value: 48 | Number of gov docs remains unchanged. | Yes |
| 1109 | D_SV-090a | D: Services to Libs (D_SV-010a - D_SV-100e) | Provide ADMINISTRATION OF LSTA STATE PROGRAM GRANTS (D_SV-090) but no GRANTS AWARDED (H-010), or vice versa. | Current Value: N; Prior Value: D | No LSTA subgrants were awarded in 2018. | Yes |

South Carolina Edit Check Report

| Edit Code | Line Number | Section | Message | Value | Justification | Accepted |
|-----------|-------------|---|---|--|--|----------|
| 36 | I-040d | I: Staff (I-010a - I-050d) | OTHER SERVICES (I-040d) for the current reporting period has had a large change from prior reporting period. Please check for possible errors or explain why the correct data are out of range. | Current Value: 16.00; Prior Value: 22.00 | Several staff retired or left employment and were not replaced in the report period. | Yes |
| 45 | K_OE-020c | K: Expenditures (K_AO-010a - K_OE-020d) | OTHER EXPENDITURES (K_OE-020c) from other sources equals the sum of TOTAL OPERATING EXPENDITURES (K_AO-060c), TOTAL FINANCIAL ASSISTANCE (K_FA-080c), CAPITAL OUTLAY (K_OE-010c) from other sources. This row should not be a summation of the preceding rows. Please check for possible errors or explain why the correct data are out of range. | Current Value: 0; Prior Value: 0 | All three of the component elements have a 0 amount entered. | Yes |
| 67 | L-020 | L: LSTA Exps (L-010 - L-040) | GRANTS (L-020) expenditures, but no expenditures on INDIVIDUAL PUBLIC LIBRARIES (K_FA-010) or LIBRARY COOPERATIVES SERVING PUBLIC LIBRARIES ONLY (K_FA-020), or vice versa. | Current Value: 183085; Prior Value: 265124 | In fact, KFA-010 does have this amount entered. | Yes |

State Library Administrative Agencies Survey FY 2018 | Data File Documentation and Data User's Guide

| Edit Code | Line Number | Section | Message | Value | Justification | Accepted |
|-----------|-------------|---|--|---|--|----------|
| 109 | H-030 | H: Lib Dev Trans (H-010 - H-030) | TOTAL ATTENDANCE AT EVENTS (H-030) greater than 6,000. | Current Value: 7925; Prior Value: 7444 | Based on head count at each session; an average of ~33 attendees per session is accurate | Yes |
| 127 | L-030 | L: LSTA Exps (L-010 - L-040) | LSTA ADMINISTRATION (L-030) compared to LSTA STATE PROGRAM (J-070) revenue is greater than expected. Please check for possible errors or explain why the correct data are out of range. | Current Value: 100504; Prior Value: 80851 | This is the amount entered on our FSR for the grant period. It is correct. | Yes |
| 611 | F-050 | F: Collections (F-010 - F-050) | GOVERNMENT DOCUMENTS (F-050) for the current reporting period has had a large change from prior reporting period. Please check for possible errors or explain why the correct data are out of range. | Current Value: 37000; Prior Value: 20839 | The number is reported by the documents librarian. The collection has grown significantly in the last two years. | Yes |
| 615 | G-040 | G: Lib Serv Trans (G-010 - G-050) | REFERENCE TRANSACTIONS (G-040) for the current reporting period has had a large change from prior reporting period. Please check for possible errors or explain why the correct data are out of range. | Current Value: 2639; Prior Value: 1058 | Implemented new tracking system for reference transactions. | Yes |
| 630 | D_CI-030a | D: Services to Libs (D_CI-010a - D_CI-060e) | The response this reporting period is different from the prior reporting period. Please check for possible errors or explain the difference. | Current Value: D; Prior Value: N | Implemented live chat service, available during business hours | Yes |
| 630 | D_CI-030b | D: Services to Libs (D_CI-010a - D_CI-060e) | The response this reporting period is different from the prior reporting period. Please check for possible errors or explain the difference. | Current Value: D; Prior Value: N | Implemented live chat service, available during business hours | Yes |
| 630 | D_CI-030c | D: Services to Libs (D_CI-010a - D_CI-060e) | The response this reporting period is different from the prior reporting period. Please check for possible errors or explain the difference. | Current Value: D; Prior Value: N | Implemented live chat service, available during business hours | Yes |
| 630 | D_OA-020c | D: Services to Libs (D_OA-010a - D_OA-030e) | The response this reporting period is different from the prior reporting period. Please check for possible errors or explain the difference. | Current Value: D; Prior Value: N | We developed a borrowing system with k-12 schools so they may obtain print books from our collections | Yes |
| 630 | D_OA-030c | D: Services to Libs (D_OA-010a - D_OA-030e) | The response this reporting period is different from the prior reporting period. Please check for possible errors or explain the difference. | Current Value: D; Prior Value: N | We developed a borrowing system with k-12 schools so they may obtain print books from our collections | Yes |
| 630 | D_PA-040a | D: Services to Libs (D_PA-010a - D_PA-060e) | The response this reporting period is different from the prior reporting period. Please check for possible errors or explain the difference. | Current Value: D; Prior Value: N | Continuing education training targets public library staff, not academic | Yes |
| 634 | M-140 | M: E Services (M-080 - M-150) | Item is 0 this year but was not 0 last year. | Current Value: 0; Prior Value: 4 | We have eliminated all public computers. | Yes |

| Edit Code | Line Number | Section | Message | Value | Justification | Accepted |
|-----------|-------------|---|---|-------|--|----------|
| 1114 | D_PA-060.1 | D: Services to Libs (D_PA-010a - D_PA-060e) | You provide program assistance for Statewide Reading Programs (D_PA-060a-e) and you selected "Yes" to all statewide reading program target population items for D_PA-060.1 - D_PA-060.5. Please explain how all populations are targeted. NOTE: If you target the general population and no population item specifically, then you should select "No" to all target population items. | NULL | Programming, promotional materials, events, outreach, exhibits on summer reading | Yes |

South Dakota Edit Check Report

| Edit Code | Line Number | Section | Message | Value | Justification | Accepted |
|-----------|-------------|---|--|--|---------------|----------|
| 22 | G-010 | G: Lib Serv Trans (G-010 - G-050) | Annual CIRCULATION (G-010) per annual LIBRARY VISITS (G-050) is lower than expected. Please check both and update or explain. Please check for possible errors or explain why the correct data are out of range. | Current Value: 682; Prior Value: 756 | Correct | Yes |
| 28 | H-030 | H: Lib Dev Trans (H-010 - H-030) | ATTENDANCE AT EVENTS (H-030) per NUMBER OF EVENTS (H-020) for the current reporting period has had a large change from prior reporting period. Please check for possible errors or explain why the correct data are out of range. | Current Value: 1248; Prior Value: 1996 | Correct | Yes |
| 614 | G-030 | G: Lib Serv Trans (G-010 - G-050) | RECEIVED FROM OTHER LIBRARIES AND DOCUMENT DELIVERY SERVICES (G-030) for the current reporting period has had a large change from prior reporting period. Please check for possible errors or explain why the correct data are out of range. | Current Value: 1179; Prior Value: 2758 | Correct | Yes |
| 637 | H-010 | H: Lib Dev Trans (H-010 - H-030) | The value reported for this item equals the value from the prior reporting period. Please check for possible errors or explain why they are equal. | Current Value: 7; Prior Value: 7 | Correct | Yes |
| 1060 | K_AO-060a | K: Expenditures (K_AO-010a - K_OE-020d) | TOTAL FEDERAL OPERATING EXPENDITURES (K_AO-060a) is greater than the sum of FEDERAL SALARIES AND WAGES (K_AO-010a), FEDERAL EMPLOYEE BENEFITS (K_AO-020a), FEDERAL COLLECTION EXPENDITURES (K_AO-040a), and FEDERAL OTHER OPERATING EXPENDITURES (K_AO-050a). This should only occur if one or more of the details contained in the total are missing (-1). Please correct data or explain/verify that data are correct. | Current Value: 1196352; Prior Value: 1036254 | OK | Yes |

Tennessee Edit Check Report

| Edit Code | Line Number | Section | Message | Value | Justification | Accepted |
|-----------|-------------|---|---|--|---|----------|
| 28 | H-030 | H: Lib Dev Trans (H-010 - H-030) | ATTENDANCE AT EVENTS (H-030) per NUMBER OF EVENTS (H-020) for the current reporting period has had a large change from prior reporting period. Please check for possible errors or explain why the correct data are out of range. | Current Value: 5068; Prior Value: 3763 | Staffing changes affected the prior value (FY16). Numbers are back up and exceeding FY14 figures. | Yes |
| 45 | K_OE-020c | K: Expenditures (K_AO-010a - K_OE-020d) | OTHER EXPENDITURES (K_OE-020c) from other sources equals the sum of TOTAL OPERATING EXPENDITURES (K_AO-060c), TOTAL FINANCIAL ASSISTANCE (K_FA-080c), CAPITAL OUTLAY (K_OE-010c) from other sources. This row should not be a summation of the preceding rows. Please check for possible errors or explain why the correct data are out of range. | Current Value: 0; Prior Value: 0 | There are no other types of expenditures for our organization. We only have federal and state expenditure sources. All entries in the other expenditure category should equal 0. | Yes |
| 67 | L-020 | L: LSTA Exps (L-010 - L-040) | GRANTS (L-020) expenditures, but no expenditures on INDIVIDUAL PUBLIC LIBRARIES (K_FA-010) or LIBRARY COOPERATIVES SERVING PUBLIC LIBRARIES ONLY (K_FA-020), or vice versa. | Current Value: 225833; Prior Value: 227900 | L-020 (\$225,833) is our LSTA grants to public libraries. This figure is reported in K_FA-010(a). | Yes |
| 91 | J-140 | J: Revenue (J-070 - J-150) | OTHER REVENUE (J-140) greater than 0 but TOTAL EXPENDITURES (K_TE-010) in Other column (c) equal 0, or vice versa. | Current Value: 138158; Prior Value: 178211 | Other revenue offsets state expenditures. | Yes |
| 114 | L-020 | L: LSTA Exps (L-010 - L-040) | GRANTS (L-020) not equal to TOTAL FINANCIAL ASSISTANCE (K_FA-080a) minus LIBRARY CONSTRUCTION (K_FA-060a) from federal sources. | Current Value: 225833; Prior Value: 227900 | Total Financial Assistance (K_FA-808 (a)) includes other federal assistance. We receive federal other assistance from NHPRC archives grants (\$34,903). | Yes |
| 611 | F-050 | F: Collections (F-010 - F-050) | GOVERNMENT DOCUMENTS (F-050) for the current reporting period has had a large change from prior reporting period. Please check for possible errors or explain why the correct data are out of range. | Current Value: 10000; Prior Value: 31367 | With our upcoming move to a new building, we have a better grasp on our uncatalogued material. Our federal documents collection is 57,000 items (excluding microfilm & fiche). Of that total, only 10,000 items are considered unprocessed. We expect this number to go down drastically for the next State Library Agency Report. Most of our holdings will need to be cataloged/barcoded before loading into the automated storage and retrieval system (ASRS). | Yes |
| 637 | M-160a | M: E Services (M-160a - M-230) | The value reported for this item equals the value from the prior reporting period. Please check for possible errors or explain why they are equal. | Current Value: 833000; Prior Value: 833000 | Our contract with Gale has remained the same. There has not been a price increase. | Yes |

| Edit Code | Line Number | Section | Message | Value | Justification | Accepted |
|-----------|-------------|---|---|--|--|----------|
| 1004 | H-010 | H: Lib Dev Trans (H-010 - H-030) | GRANTS AWARDED (H-010) for the current reporting period has had a large change from prior reporting period. Please check for possible errors or explain why the correct data are out of range. | Current Value: 229; Prior Value: 134 | One time money allowed us to distribute more state grants in FY18. | Yes |
| 28 | H-030 | H: Lib Dev Trans (H-010 - H-030) | ATTENDANCE AT EVENTS (H-030) per NUMBER OF EVENTS (H-020) for the current reporting period has had a large change from prior reporting period. Please check for possible errors or explain why the correct data are out of range. | Current Value: 5068; Prior Value: 3763 | Staffing changes affected the prior value (FY16). Numbers are back up and exceeding FY14 figures. | Yes |
| 45 | K_OE-020c | K: Expenditures (K_AO-010a - K_OE-020d) | OTHER EXPENDITURES (K_OE-020c) from other sources equals the sum of TOTAL OPERATING EXPENDITURES (K_AO-060c), TOTAL FINANCIAL ASSISTANCE (K_FA-080c), CAPITAL OUTLAY (K_OE-010c) from other sources. This row should not be a summation of the preceding rows. Please check for possible errors or explain why the correct data are out of range. | Current Value: 0; Prior Value: 0 | There are no other types of expenditures for our organization. We only have federal and state expenditure sources. All entries in the other expenditure category should equal 0. | Yes |
| 67 | L-020 | L: LSTA Exps (L-010 - L-040) | GRANTS (L-020) expenditures, but no expenditures on INDIVIDUAL PUBLIC LIBRARIES (K_FA-010) or LIBRARY COOPERATIVES SERVING PUBLIC LIBRARIES ONLY (K_FA-020), or vice versa. | Current Value: 225833; Prior Value: 227900 | L-020 (\$225,833) is our LSTA grants to public libraries. This figure is reported in K_FA-010(a). | Yes |
| 91 | J-140 | J: Revenue (J-070 - J-150) | OTHER REVENUE (J-140) greater than 0 but TOTAL EXPENDITURES (K_TE-010) in Other column (c) equal 0, or vice versa. | Current Value: 138158; Prior Value: 178211 | Other revenue offsets state expenditures. | Yes |
| 114 | L-020 | L: LSTA Exps (L-010 - L-040) | GRANTS (L-020) not equal to TOTAL FINANCIAL ASSISTANCE (K_FA-080a) minus LIBRARY CONSTRUCTION (K_FA-060a) from federal sources. | Current Value: 225833; Prior Value: 227900 | Total Financial Assistance (K_FA-808 (a)) includes other federal assistance. We receive federal other assistance from NHPRC archives grants (\$34,903). | Yes |

Texas Edit Check Report

| Edit Code | Line Number | Section | Message | Value | Justification | Accepted |
|-----------|-------------|----------------------------------|---|--|---|----------|
| 28 | H-030 | H: Lib Dev Trans (H-010 - H-030) | ATTENDANCE AT EVENTS (H-030) per NUMBER OF EVENTS (H-020) for the current reporting period has had a large change from prior reporting period. Please check for possible errors or explain why the correct data are out of range. | Current Value: 17179; Prior Value: 18679 | There has been a slight decrease in attendance to webinars. | Yes |

| Edit Code | Line Number | Section | Message | Value | Justification | Accepted |
|-----------|-------------|---|--|--|---|----------|
| 59 | J-100 | J: Revenue (J-070 - J-150) | Difference between state revenue for SLAA OPERATION (J-100) and TOTAL OPERATING EXPENDITURES (K_AO-060b) from state funds is greater than expected. Please check for possible errors or explain why the correct data are out of range. | Current Value: 16654190; Prior Value: 16338679 | Agency made some payments after the end of the fiscal year. Agency can move some revenue between fiscal years. | Yes |
| 67 | L-020 | L: LSTA Exps (L-010 - L-040) | GRANTS (L-020) expenditures, but no expenditures on INDIVIDUAL PUBLIC LIBRARIES (K_FA-010) or LIBRARY COOPERATIVES SERVING PUBLIC LIBRARIES ONLY (K_FA-020), or vice versa. | Current Value: 2991518; Prior Value: 2545002 | Agency did not grant funds to any library cooperatives for CY. | Yes |
| 92 | K_TE-010c | K: Expenditures (K_FA-010a - K_TE-010d) | TOTAL EXPENDITURES (K_TE-010c) compared to OTHER REVENUE (J-140) in other sources has had a large change. Please check for possible errors or explain why the correct data are out of range. | Current Value: 3358210; Prior Value: 2477120 | Participation fees for databases now include those from school libraries. | Yes |
| 99 | K_OE-020d | K: Expenditures (K_AO-010a - K_OE-020d) | OTHER EXPENDITURES (K_OE-020d) compared to TOTAL EXPENDITURES (K_TE-010d) is higher than expected. Please check for possible errors or explain why the correct data are out of range. | Current Value: 14258450; Prior Value: 12402365 | Participation fees for databases now include those from school libraries. | Yes |
| 109 | H-030 | H: Lib Dev Trans (H-010 - H-030) | TOTAL ATTENDANCE AT EVENTS (H-030) greater than 6,000. | Current Value: 17179; Prior Value: 18679 | The amount includes both in-person and virtual events, allowing TSLAC to reach more attendees. | Yes |
| 116 | M-160d | M: E Services (M-160a - M-230) | STATEWIDE DATABASE LICENSING (M-160d) compared to TOTAL EXPENDITURES (K_TE-010d) from all sources is higher than expected. Please check for possible errors or explain why the correct data are out of range. | Current Value: 14258450; Prior Value: 12402365 | Expenditures for databases vary from year to year due to funds available and current contracts. Databases are purchased for academic, public, and school libraries. | Yes |
| 118 | M-160b | M: E Services (M-160a - M-230) | STATEWIDE DATABASE LICENSING (M-160b) compared to TOTAL EXPENDITURES (K_TE-010b) from state sources is higher than expected. Please check for possible errors or explain why the correct data are out of range. | Current Value: 8098422; Prior Value: 8016831 | Participation fees for databases now include those from school libraries. | Yes |
| 119 | M-160c | M: E Services (M-160a - M-230) | STATEWIDE DATABASE LICENSING (M-160c) compared to TOTAL EXPENDITURES (K_TE-010c) from other sources is higher than expected. Please check for possible errors or explain why the correct data are out of range. | Current Value: 3193652; Prior Value: 1370725 | Participation fees for databases now include those from school libraries. | Yes |

| Edit Code | Line Number | Section | Message | Value | Justification | Accepted |
|-----------|-------------|---|---|--|--|----------|
| 127 | L-030 | L: LSTA Exps (L-010 - L-040) | LSTA ADMINISTRATION (L-030) compared to LSTA STATE PROGRAM (J-070) revenue is greater than expected. Please check for possible errors or explain why the correct data are out of range. | Current Value: 167538; Prior Value: 255139 | LSTA administration is always 4% of grant. Some expenditures are made after the fiscal year has ended and those are not included here. | Yes |
| 618 | M-200 | M: E Services (M-160a - M-230) | The response this reporting period is different from last reporting period. Please check for possible errors or explain the difference. | Current Value: Y; Prior Value: N | Began offering database access to prison libraries. | Yes |
| 1114 | D_PA-060.1 | D: Services to Libs (D_PA-010a - D_PA-060e) | You provide program assistance for Statewide Reading Programs (D_PA-060a-e) and you selected "Yes" to all statewide reading program target population items for D_PA-060.1 - D_PA-060.5. Please explain how all populations are targeted. NOTE: If you target the general population and no population item specifically, then you should select "No" to all target population items. | NULL | The Center for the Book targets adults and older adults. Summer Reading program materials and grant programs support other reading programs, with targeted age groups. | Yes |

Utah Edit Check Report

| Edit Code | Line Number | Section | Message | Value | Justification | Accepted |
|-----------|-------------|----------------------------------|---|--|--|----------|
| 27 | H-030 | H: Lib Dev Trans (H-010 - H-030) | ATTENDANCE AT EVENTS (H-030) for the current reporting period has had a large change from prior reporting period. Please check for possible errors or explain why the correct data are out of range. | Current Value: 2285; Prior Value: 10648 | UT SDC: This represents 416 attendance to face-to-face training and live webinars + 1869 attendance to archived webinars produced by the SLAA. | Yes |
| 28 | H-030 | H: Lib Dev Trans (H-010 - H-030) | ATTENDANCE AT EVENTS (H-030) per NUMBER OF EVENTS (H-020) for the current reporting period has had a large change from prior reporting period. Please check for possible errors or explain why the correct data are out of range. | Current Value: 2285; Prior Value: 10648 | UT SDC: SLAA Training Coordinator cannot explain how the PY value of 10648 was calculated and reported by the prior SDC. | Yes |
| 67 | L-020 | L: LSTA Exps (L-010 - L-040) | GRANTS (L-020) expenditures, but no expenditures on INDIVIDUAL PUBLIC LIBRARIES (K_FA-010) or LIBRARY COOPERATIVES SERVING PUBLIC LIBRARIES ONLY (K_FA-020), or vice versa. | Current Value: 209309; Prior Value: 644000 | UT SDC: Entry VERIFIED. Values entered in K_FA-010, K_FA-030, and K_FA-070. | Yes |

| Edit Code | Line Number | Section | Message | Value | Justification | Accepted |
|-----------|-------------|---|--|--|---|----------|
| 115 | L-040 | L: LSTA Exps (L-010 - L-040) | TOTAL LSTA EXPENDITURES (L-040) compared to TOTAL EXPENDITURES (K_TE-010a) from federal sources is lower than expected. Please check for possible errors or explain why the correct data are out of range. | Current Value: 1625533; Prior Value: 1792300 | UT SDC: Entries have been verified and they are correct. The SLAA spent less LSTA funds on the first-half of the fiscal year; heavier expenditures occurred on the second-half of the fiscal year which is outside of the reporting period for this survey. | Yes |
| 510 | G-040 | G: Lib Serv Trans (G-010 - G-050) | Item is -1. | Current Value: -1; Prior Value: 9457 | UT SDC: The SLAA conducts reference transactions but does not keep track of how many. It is unknown how estimates for this data element were calculated in previous SLAA surveys. | Yes |
| 618 | M-110 | M: E Services (M-080 - M-150) | The response this reporting period is different from last reporting period. Please check for possible errors or explain the difference. | Current Value: Y; Prior Value: N | UT SDC: The SLAA obtained funding from the State Legislature to help public libraries upgrade their public WiFi filtering appliances. | Yes |
| 630 | D_OA-020b | D: Services to Libs (D_OA-010a - D_OA-030e) | The response this reporting period is different from the prior reporting period. Please check for possible errors or explain the difference. | Current Value: D; Prior Value: N | UT SDC: The SLAA provides Interlibrary Loan services to public, academic, school, and special libraries. | Yes |
| 630 | D_SV-070d | D: Services to Libs (D_SV-010a - D_SV-100e) | The response this reporting period is different from the prior reporting period. Please check for possible errors or explain the difference. | Current Value: N; Prior Value: D | UT SDC: The SLAA does not create and maintain standards for Special Libraries. I believe the entry of "Direct" in the previous report is a typo. | Yes |
| 1004 | H-010 | H: Lib Dev Trans (H-010 - H-030) | GRANTS AWARDED (H-010) for the current reporting period has had a large change from prior reporting period. Please check for possible errors or explain why the correct data are out of range. | Current Value: 222; Prior Value: 138 | UT SDC: The current value includes 126 book enhancement grants (LSTA) and 21 competitive subgrants (LSTA), 59 Community Library Enhancement Fund grants (State) and 16 UPLIFT Professional Development grants (State). | Yes |

| Edit Code | Line Number | Section | Message | Value | Justification | Accepted |
|-----------|-------------|---|---|-------|--|----------|
| 1114 | D_PA-060.1 | D: Services to Libs (D_PA-010a - D_PA-060e) | You provide program assistance for Statewide Reading Programs (D_PA-060a-e) and you selected "Yes" to all statewide reading program target population items for D_PA-060.1 - D_PA-060.5. Please explain how all populations are targeted. NOTE: If you target the general population and no population item specifically, then you should select "No" to all target population items. | NULL | UT SDC: The SLAA provides multiple statewide resources to support reading programs for users ages 0-18 years of age and through the statewide reading group program called "Book Buzz" the SLAA supports users ages 19+ years old. | Yes |

Vermont Edit Check Report

| Edit Code | Line Number | Section | Message | Value | Justification | Accepted |
|-----------|-------------|-----------------------------------|---|--|--|----------|
| 28 | H-030 | H: Lib Dev Trans (H-010 - H-030) | ATTENDANCE AT EVENTS (H-030) per NUMBER OF EVENTS (H-020) for the current reporting period has had a large change from prior reporting period. Please check for possible errors or explain why the correct data are out of range. | Current Value: 425; Prior Value: 412 | We have had increasing participation recently. | Yes |
| 67 | L-020 | L: LSTA Exps (L-010 - L-040) | GRANTS (L-020) expenditures, but no expenditures on INDIVIDUAL PUBLIC LIBRARIES (K_FA-010) or LIBRARY COOPERATIVES SERVING PUBLIC LIBRARIES ONLY (K_FA-020), or vice versa. | Current Value: 242533; Prior Value: 105840 | L-020 is \$242,533, while K_FA-010(a) is \$167,533, and K_FA-080(a) is \$242,533 | Yes |
| 106 | H-010 | H: Lib Dev Trans (H-010 - H-030) | GRANTS AWARDED (H-010) greater than 400. | Current Value: 406; Prior Value: 318 | We've increased participation in a number of our broad grant programs (Courier, Verso, summer performer). | Yes |
| 115 | L-040 | L: LSTA Exps (L-010 - L-040) | TOTAL LSTA EXPENDITURES (L-040) compared to TOTAL EXPENDITURES (K_TE-010a) from federal sources is lower than expected. Please check for possible errors or explain why the correct data are out of range. | Current Value: 720391; Prior Value: 398568 | Number is most accurate available. Other federal expenditures listed K_AO-010(a) through K_AO-060(f). | Yes |
| 510 | G-050 | G: Lib Serv Trans (G-010 - G-050) | Item is -1. | Current Value: -1; Prior Value: 1166 | In light of the transition/move, we do not have a good estimate for this number. | Yes |
| 600 | E-010 | E: Hours, Outlets (E-010 - E-040) | TOTAL HOURS/WEEK (all SLAA outlets) (E-010) for the current reporting period has had a large change from prior reporting period. Please check for possible errors or explain why the correct data are out of range. | Current Value: 40; Prior Value: 88 | We moved from two separate facilities to a single combined location. | Yes |
| 607 | F-010 | F: Collections (F-010 - F-050) | BOOK AND SERIAL VOLUMES (F-010) for the current reporting period has had a large change from prior reporting period. Please check for possible errors or explain why the correct data are out of range. | Current Value: 43665; Prior Value: 376952 | We moved to a new and considerably smaller facility, which required us to remove most general-purpose items from our collection. | Yes |

| Edit Code | Line Number | Section | Message | Value | Justification | Accepted |
|-----------|-------------|-----------------------------------|--|--|--|----------|
| 611 | F-050 | F: Collections (F-010 - F-050) | GOVERNMENT DOCUMENTS (F-050) for the current reporting period has had a large change from prior reporting period. Please check for possible errors or explain why the correct data are out of range. | Current Value: 18000; Prior Value: 63922 | We moved to a new and considerably smaller facility, which required us to considerably decrease the number of government documents in our collection. | Yes |
| 612 | G-010 | G: Lib Serv Trans (G-010 - G-050) | CIRCULATION (G-010) for the current reporting period has had a large change from prior reporting period. Please check for possible errors or explain why the correct data are out of range. | Current Value: 178; Prior Value: 63070 | This has several causes - our shift from an open facility to an appointment- only one; our decrease in collection size; and the complexity of our transition/move. | Yes |
| 613 | G-020 | G: Lib Serv Trans (G-010 - G-050) | PROVIDED TO OTHER LIBRARIES (G-020) for the current reporting period has had a large change from prior reporting period. Please check for possible errors or explain why the correct data are out of range. | Current Value: 931; Prior Value: 21885 | This has several causes - our shift from an open facility to an appointment- only one; our decrease in collection size; the complexity of our transition/move; and changes to our position in the state's overall ILL program. | Yes |
| 614 | G-030 | G: Lib Serv Trans (G-010 - G-050) | RECEIVED FROM OTHER LIBRARIES AND DOCUMENT DELIVERY SERVICES (G-030) for the current reporting period has had a large change from prior reporting period. Please check for possible errors or explain why the correct data are out of range. | Current Value: 38; Prior Value: 1269 | This has several causes - our shift from an open facility to an appointment- only one; our decrease in collection size; the complexity of our transition/move; and changes to our position in the state's overall ILL program. | Yes |
| 615 | G-040 | G: Lib Serv Trans (G-010 - G-050) | REFERENCE TRANSACTIONS (G-040) for the current reporting period has had a large change from prior reporting period. Please check for possible errors or explain why the correct data are out of range. | Current Value: 711; Prior Value: 3290 | This has several causes - our shift from an open facility to an appointment- only one; our decrease in collection size; and the complexity of our transition/move. | Yes |
| 618 | C-080 | C: Allied Ops (C-010 - C-080) | The response this reporting period is different from last reporting period. Please check for possible errors or explain the difference. | Current Value: Y; Prior Value: N | The department did provide financial support during the reporting period. I believe the previous response was in error. | Yes |
| 618 | F-060 | F: Collections (F-060 - F-090) | The response this reporting period is different from last reporting period. Please check for possible errors or explain the difference. | Current Value: N; Prior Value: Y | Owing to changes in our responsibilities and space, we have slimmed down our collection of state documents. | Yes |
| 618 | J-010 | J: Revenue (J-010 - J-050) | The response this reporting period is different from last reporting period. Please check for possible errors or explain the difference. | Current Value: N; Prior Value: Y | During the reporting period, we gave no state funds directly to public libraries. | Yes |
| 618 | J-050 | J: Revenue (J-010 - J-050) | The response this reporting period is different from last reporting period. Please check for possible errors or explain the difference. | Current Value: Y; Prior Value: N | During the reporting period, we did provide funds to a library consortia. | Yes |
| 618 | M-040 | M: E Services (M-010 - M-070) | The response this reporting period is different from last reporting period. Please check for possible errors or explain the difference. | Current Value: Y; Prior Value: N | We offer online databases; the previous answer was likely an oversight. | Yes |
| 618 | M-210 | M: E Services (M-160a - M-230) | The response this reporting period is different from last reporting period. Please check for possible errors or explain the difference. | Current Value: Y; Prior Value: N | Our statewide databases are made available to consortia as well as individual libraries. | Yes |
| 618 | M-250 | M: E Services (M-240 - M-270) | The response this reporting period is different from last reporting period. Please check for possible errors or explain the difference. | Current Value: Y; Prior Value: N | We've begun using a new online ILL solution, that focuses on Z39 connectivity rather than a traditional union catalog. | Yes |

State Library Administrative Agencies Survey FY 2018 | Data File Documentation and Data User's Guide

| Edit Code | Line Number | Section | Message | Value | Justification | Accepted |
|-----------|-------------|---|--|----------------------------------|--|----------|
| 630 | D_CI-010a | D: Services to Libs (D_CI-010a - D_CI-060e) | The response this reporting period is different from the prior reporting period. Please check for possible errors or explain the difference. | Current Value: D; Prior Value: N | Department actively collaborates with the Digital Public Library of America (DPLA). | Yes |
| 630 | D_CI-010b | D: Services to Libs (D_CI-010a - D_CI-060e) | The response this reporting period is different from the prior reporting period. Please check for possible errors or explain the difference. | Current Value: D; Prior Value: N | Department actively collaborates with the Digital Public Library of America (DPLA). | Yes |
| 630 | D_CI-010c | D: Services to Libs (D_CI-010a - D_CI-060e) | The response this reporting period is different from the prior reporting period. Please check for possible errors or explain the difference. | Current Value: D; Prior Value: N | Department actively collaborates with the Digital Public Library of America (DPLA). | Yes |
| 630 | D_CI-010d | D: Services to Libs (D_CI-010a - D_CI-060e) | The response this reporting period is different from the prior reporting period. Please check for possible errors or explain the difference. | Current Value: D; Prior Value: N | Department actively collaborates with the Digital Public Library of America (DPLA). | Yes |
| 630 | D_CI-010e | D: Services to Libs (D_CI-010a - D_CI-060e) | The response this reporting period is different from the prior reporting period. Please check for possible errors or explain the difference. | Current Value: D; Prior Value: N | Department actively collaborates with the Digital Public Library of America (DPLA). | Yes |
| 630 | D_CI-021a | D: Services to Libs (D_CI-010a - D_CI-060e) | The response this reporting period is different from the prior reporting period. Please check for possible errors or explain the difference. | Current Value: D; Prior Value: N | The Department has been working to expand our statewide reach for promotion and information. | Yes |
| 630 | D_CI-022b | D: Services to Libs (D_CI-010a - D_CI-060e) | The response this reporting period is different from the prior reporting period. Please check for possible errors or explain the difference. | Current Value: D; Prior Value: N | The Department has been working to expand our statewide reach for promotion and information. | Yes |
| 630 | D_CI-023c | D: Services to Libs (D_CI-010a - D_CI-060e) | The response this reporting period is different from the prior reporting period. Please check for possible errors or explain the difference. | Current Value: D; Prior Value: N | The Department has been working to expand our statewide reach for promotion and information. | Yes |
| 630 | D_CI-024d | D: Services to Libs (D_CI-010a - D_CI-060e) | The response this reporting period is different from the prior reporting period. Please check for possible errors or explain the difference. | Current Value: D; Prior Value: N | The Department has been working to expand our statewide reach for promotion and information. | Yes |
| 630 | D_CI-025e | D: Services to Libs (D_CI-010a - D_CI-060e) | The response this reporting period is different from the prior reporting period. Please check for possible errors or explain the difference. | Current Value: D; Prior Value: N | The Department has been working to expand our statewide reach for promotion and information. | Yes |
| 630 | D_OA-010b | D: Services to Libs (D_OA-010a - D_OA-030e) | The response this reporting period is different from the prior reporting period. Please check for possible errors or explain the difference. | Current Value: C; Prior Value: N | New joint cooperative purchasing program (MHEC) is open to all libraries in the state. | Yes |
| 630 | D_OA-010c | D: Services to Libs (D_OA-010a - D_OA-030e) | The response this reporting period is different from the prior reporting period. Please check for possible errors or explain the difference. | Current Value: C; Prior Value: N | New joint cooperative purchasing program (MHEC) is open to all libraries in the state. | Yes |
| 630 | D_OA-010d | D: Services to Libs (D_OA-010a - D_OA-030e) | The response this reporting period is different from the prior reporting period. Please check for possible errors or explain the difference. | Current Value: C; Prior Value: N | New joint cooperative purchasing program (MHEC) is open to all libraries in the state. | Yes |
| 630 | D_OA-010e | D: Services to Libs (D_OA-010a - D_OA-030e) | The response this reporting period is different from the prior reporting period. Please check for possible errors or explain the difference. | Current Value: C; Prior Value: N | New joint cooperative purchasing program (MHEC) is open to all libraries in the state. | Yes |
| 630 | D_OA-020e | D: Services to Libs (D_OA-010a - D_OA-030e) | The response this reporting period is different from the prior reporting period. Please check for possible errors or explain the difference. | Current Value: D; Prior Value: N | We serve consortia just as we would individual libraries. The previous response may have hinged on whether in-state organizations constituted a Library Cooperative. | Yes |

State Library Administrative Agencies Survey FY 2018 | Data File Documentation and Data User's Guide

| Edit Code | Line Number | Section | Message | Value | Justification | Accepted |
|-----------|-------------|---|--|----------------------------------|--|----------|
| 630 | D_OA-030e | D: Services to Libs (D_OA-010a - D_OA-030e) | The response this reporting period is different from the prior reporting period. Please check for possible errors or explain the difference. | Current Value: D; Prior Value: N | We serve consortia just as we would individual libraries. The previous response may have hinged on whether in-state organizations constituted a Library Cooperative. | Yes |
| 630 | D_PA-010b | D: Services to Libs (D_PA-010a - D_PA-060e) | The response this reporting period is different from the prior reporting period. Please check for possible errors or explain the difference. | Current Value: D; Prior Value: N | We've been trying to broaden our relationships beyond public libraries in recent years. | Yes |
| 630 | D_PA-010d | D: Services to Libs (D_PA-010a - D_PA-060e) | The response this reporting period is different from the prior reporting period. Please check for possible errors or explain the difference. | Current Value: D; Prior Value: N | We've been trying to broaden our relationships beyond public libraries in recent years. | Yes |
| 630 | D_PA-010e | D: Services to Libs (D_PA-010a - D_PA-060e) | The response this reporting period is different from the prior reporting period. Please check for possible errors or explain the difference. | Current Value: D; Prior Value: N | We've been trying to broaden our relationships beyond public libraries in recent years. | Yes |
| 630 | D_PA-020b | D: Services to Libs (D_PA-010a - D_PA-060e) | The response this reporting period is different from the prior reporting period. Please check for possible errors or explain the difference. | Current Value: D; Prior Value: N | Our department has been doing more with evaluation and planning, and is making an effort to better reach school, academic, special, and co-op libraries. | Yes |
| 630 | D_PA-020c | D: Services to Libs (D_PA-010a - D_PA-060e) | The response this reporting period is different from the prior reporting period. Please check for possible errors or explain the difference. | Current Value: D; Prior Value: N | Our department has been doing more with evaluation and planning, and is making an effort to better reach school, academic, special, and co-op libraries. | Yes |
| 630 | D_PA-020d | D: Services to Libs (D_PA-010a - D_PA-060e) | The response this reporting period is different from the prior reporting period. Please check for possible errors or explain the difference. | Current Value: D; Prior Value: N | Our department has been doing more with evaluation and planning, and is making an effort to better reach school, academic, special, and co-op libraries. | Yes |
| 630 | D_PA-020e | D: Services to Libs (D_PA-010a - D_PA-060e) | The response this reporting period is different from the prior reporting period. Please check for possible errors or explain the difference. | Current Value: D; Prior Value: N | Our department has been doing more with evaluation and planning, and is making an effort to better reach school, academic, special, and co-op libraries. | Yes |
| 630 | D_PA-030b | D: Services to Libs (D_PA-010a - D_PA-060e) | The response this reporting period is different from the prior reporting period. Please check for possible errors or explain the difference. | Current Value: D; Prior Value: N | Our department has been doing more to reach school, academic, special, and co-op libraries. | Yes |
| 630 | D_PA-030c | D: Services to Libs (D_PA-010a - D_PA-060e) | The response this reporting period is different from the prior reporting period. Please check for possible errors or explain the difference. | Current Value: D; Prior Value: N | Our department has been doing more to reach school, academic, special, and co-op libraries. | Yes |
| 630 | D_PA-030d | D: Services to Libs (D_PA-010a - D_PA-060e) | The response this reporting period is different from the prior reporting period. Please check for possible errors or explain the difference. | Current Value: D; Prior Value: N | Our department has been doing more to reach school, academic, special, and co-op libraries. | Yes |
| 630 | D_PA-030e | D: Services to Libs (D_PA-010a - D_PA-060e) | The response this reporting period is different from the prior reporting period. Please check for possible errors or explain the difference. | Current Value: D; Prior Value: N | Our department has been doing more to reach school, academic, special, and co-op libraries. | Yes |
| 630 | D_SV-010a | D: Services to Libs (D_SV-010a - D_SV-100e) | The response this reporting period is different from the prior reporting period. Please check for possible errors or explain the difference. | Current Value: N; Prior Value: D | The department is not currently engaged in accrediting libraries, as the standards that are currently in effect are from 1986, and only have limited relevance. | Yes |
| 630 | D_SV-050b | D: Services to Libs (D_SV-010a - D_SV-100e) | The response this reporting period is different from the prior reporting period. Please check for possible errors or explain the difference. | Current Value: D; Prior Value: N | We've been trying to broaden our relationships beyond public libraries in recent years. | Yes |
| 630 | D_SV-050d | D: Services to Libs (D_SV-010a - D_SV-100e) | The response this reporting period is different from the prior reporting period. Please check for possible errors or explain the difference. | Current Value: D; Prior Value: N | We've been trying to broaden our relationships beyond public libraries in recent years. | Yes |

| Edit Code | Line Number | Section | Message | Value | Justification | Accepted |
|-----------|-------------|---|--|--|--|----------|
| 630 | D_SV-050e | D: Services to Libs (D_SV-010a - D_SV-100e) | The response this reporting period is different from the prior reporting period. Please check for possible errors or explain the difference. | Current Value: D; Prior Value: N | We've been trying to broaden our relationships beyond public libraries in recent years. | Yes |
| 630 | D_SV-060a | D: Services to Libs (D_SV-010a - D_SV-100e) | The response this reporting period is different from the prior reporting period. Please check for possible errors or explain the difference. | Current Value: D; Prior Value: N | The department has sought to expand our relationships with the legislature. | Yes |
| 630 | D_SV-060b | D: Services to Libs (D_SV-010a - D_SV-100e) | The response this reporting period is different from the prior reporting period. Please check for possible errors or explain the difference. | Current Value: D; Prior Value: N | The department has sought to expand our relationships with the legislature. | Yes |
| 630 | D_SV-060c | D: Services to Libs (D_SV-010a - D_SV-100e) | The response this reporting period is different from the prior reporting period. Please check for possible errors or explain the difference. | Current Value: D; Prior Value: N | The department has sought to expand our relationships with the legislature. | Yes |
| 630 | D_SV-060d | D: Services to Libs (D_SV-010a - D_SV-100e) | The response this reporting period is different from the prior reporting period. Please check for possible errors or explain the difference. | Current Value: D; Prior Value: N | The department has sought to expand our relationships with the legislature. | Yes |
| 630 | D_SV-060e | D: Services to Libs (D_SV-010a - D_SV-100e) | The response this reporting period is different from the prior reporting period. Please check for possible errors or explain the difference. | Current Value: D; Prior Value: N | The department has sought to expand our relationships with the legislature. | Yes |
| 634 | E-060 | E: Hours, Outlets (E-050 - E-130d) | Item is 0 this year but was not 0 last year. | Current Value: 0; Prior Value: 2 | We moved from two separate facilities to a single combined location. | Yes |
| 634 | F-020 | F: Collections (F-010 - F-050) | Item is 0 this year but was not 0 last year. | Current Value: 0; Prior Value: 85 | We moved to a new and considerably smaller facility, which required us to remove most general-purpose items from our collection. | Yes |
| 634 | M-150 | M: E Services (M-080 - M-150) | Item is 0 this year but was not 0 last year. | Current Value: 0; Prior Value: 5 | We do not offer any non-library computers in the building. I think this prior number was entered in error. | Yes |
| 637 | K_FA-040a | K: Expenditures (K_FA-010a - K_TE-010d) | The value reported for this item equals the value from the prior reporting period. Please check for possible errors or explain why they are equal. | Current Value: 10000; Prior Value: 10000 | Consistent number from previous reporting period. | Yes |

Virginia Edit Check Report

| Edit Code | Line Number | Section | Message | Value | Justification | Accepted |
|-----------|-------------|----------------------------------|---|--|---|----------|
| 28 | H-030 | H: Lib Dev Trans (H-010 - H-030) | ATTENDANCE AT EVENTS (H-030) per NUMBER OF EVENTS (H-020) for the current reporting period has had a large change from prior reporting period. Please check for possible errors or explain why the correct data are out of range. | Current Value: 760; Prior Value: 751 | Actually, and increase from 751 attending events to 760 is quite a small increase. In fact, it is basically flat. | Yes |
| 127 | L-030 | L: LSTA Exps (L-010 - L-040) | LSTA ADMINISTRATION (L-030) compared to LSTA STATE PROGRAM (J-070) revenue is greater than expected. Please check for possible errors or explain why the correct data are out of range. | Current Value: 102127; Prior Value: 106163 | The amount for L-030 is considerably less than the 4% allowed for administration | Yes |

| Edit Code | Line Number | Section | Message | Value | Justification | Accepted |
|-----------|-------------|--------------------------------|--|---|--|----------|
| 618 | M-090 | M: E Services (M-080 - M-150) | The response this reporting period is different from last reporting period. Please check for possible errors or explain the difference. | Current Value: Y; Prior Value: N | Answer provided in previous report was incorrect | Yes |
| 618 | M-240 | M: E Services (M-240 - M-270) | The response this reporting period is different from last reporting period. Please check for possible errors or explain the difference. | Current Value: Y; Prior Value: N | Answer provided in previous report was incorrect | Yes |
| 627 | M-160d | M: E Services (M-160a - M-230) | STATEWIDE DATABASE LICENSING EXPENDITURES (M-160d) for the current reporting period has had a large change from prior reporting period. Please check for possible errors or explain why the correct data are out of range. | Current Value: 1872321; Prior Value: 872791 | Answer provided in previous report was incorrect | Yes |
| 634 | M-150 | M: E Services (M-080 - M-150) | Item is 0 this year but was not 0 last year. | Current Value: 0; Prior Value: 10 | Answer provided in previous report was incorrect | Yes |

Washington Edit Check Report

| Edit Code | Line Number | Section | Message | Value | Justification | Accepted |
|-----------|-------------|-----------------------------------|---|--|--|----------|
| 11 | E-020 | E: Hours, Outlets (E-010 - E-040) | TOTAL HOURS / WEEK (main or central outlet) (E-020) is greater than 0 but is less than 32. | Current Value: 30; Prior Value: 25 | Hours open to the public slightly expanded, now 10am-4pm M-F, for a total of 30 hours a week. | Yes |
| 28 | H-030 | H: Lib Dev Trans (H-010 - H-030) | ATTENDANCE AT EVENTS (H-030) per NUMBER OF EVENTS (H-020) for the current reporting period has had a large change from prior reporting period. Please check for possible errors or explain why the correct data are out of range. | Current Value: 1248; Prior Value: 2274 | Continuing Education counts much lower due to unfilled training coordinator position. | Yes |
| 67 | L-020 | L: LSTA Exps (L-010 - L-040) | GRANTS (L-020) expenditures, but no expenditures on INDIVIDUAL PUBLIC LIBRARIES (K_FA-010) or LIBRARY COOPERATIVES SERVING PUBLIC LIBRARIES ONLY (K_FA-020), or vice versa. | Current Value: 260494; Prior Value: 149390 | We don't have any Library Cooperatives (as defined by this survey). | Yes |
| 127 | L-030 | L: LSTA Exps (L-010 - L-040) | LSTA ADMINISTRATION (L-030) compared to LSTA STATE PROGRAM (J-070) revenue is greater than expected. Please check for possible errors or explain why the correct data are out of range. | Current Value: 124132; Prior Value: 130250 | Allowance for administrative costs is based on LSTA Allotment not on expenditures / draw-downs for a single year of two year award period. Survey asks for expenditure information based on state fiscal year, which includes portions related to two different LSTA awards. | Yes |

State Library Administrative Agencies Survey FY 2018 | Data File Documentation and Data User's Guide

| Edit Code | Line Number | Section | Message | Value | Justification | Accepted |
|-----------|-------------|---|---|--|--|----------|
| 613 | G-020 | G: Lib Serv Trans (G-010 - G-050) | PROVIDED TO OTHER LIBRARIES (G-020) for the current reporting period has had a large change from prior reporting period. Please check for possible errors or explain why the correct data are out of range. | Current Value: 4988; Prior Value: 3043 | The ILL increase is the result of greater interest in our collection materials. This could be due to promotion, or to the fact that libraries are choosing us a lender more often, possibly because we lend for free. | Yes |
| 618 | C-080 | C: Allied Ops (C-010 - C-080) | The response this reporting period is different from last reporting period. Please check for possible errors or explain the difference. | Current Value: Y; Prior Value: N | Around May of 2017, the State Library began a partnership with the Seattle Public Library to host and fund the State Center for the Book. Prior to that, Seattle Public Library was doing so on their own. | Yes |
| 630 | D_CI-030a | D: Services to Libs (D_CI-010a - D_CI-060e) | The response this reporting period is different from the prior reporting period. Please check for possible errors or explain the difference. | Current Value: D; Prior Value: N | Using OCLC's Question Point service, we manage and 50% fund (with match from participating libraries) statewide virtual reference service for a statewide cooperative of public and academic libraries. | Yes |
| 630 | D_CI-030b | D: Services to Libs (D_CI-010a - D_CI-060e) | The response this reporting period is different from the prior reporting period. Please check for possible errors or explain the difference. | Current Value: D; Prior Value: N | Using OCLC's Question Point service, we manage and 50% fund (with match from participating libraries) statewide virtual reference service for a statewide cooperative of public and academic libraries. | Yes |
| 630 | D_OA-030c | D: Services to Libs (D_OA-010a - D_OA-030e) | The response this reporting period is different from the prior reporting period. Please check for possible errors or explain the difference. | Current Value: D; Prior Value: N | This service is also available to School Libraries, but is rarely availed upon. I changed it to Directly to indicate willingness and potential rather than use. Just because no one attended the program doesn't mean it's not still a program! | Yes |
| 630 | D_PA-030d | D: Services to Libs (D_PA-010a - D_PA-060e) | The response this reporting period is different from the prior reporting period. Please check for possible errors or explain the difference. | Current Value: D; Prior Value: N | Our Microsoft Imagine Academy Program is available to Public, Tribal and Community/Technical College Libraries. | Yes |
| 630 | D_PA-050d | D: Services to Libs (D_PA-010a - D_PA-060e) | The response this reporting period is different from the prior reporting period. Please check for possible errors or explain the difference. | Current Value: D; Prior Value: N | We are members of the Collaborative Summer Library Program and our Summer Reading Program materials are available to both Public and Tribal libraries. | Yes |
| 633 | E-120d | E: Hours, Outlets (E-050 - E-130d) | Total for this item is 0 this year but was not 0 last year. | Current Value: 0; Prior Value: 1 | Natural Resources Building Library (part of the Department of Fish & Wildlife) no longer a direct outlet, i.e., no longer staffed or administered by State Library. | Yes |
| 1004 | H-010 | H: Lib Dev Trans (H-010 - H-030) | GRANTS AWARDED (H-010) for the current reporting period has had a large change from prior reporting period. Please check for possible errors or explain why the correct data are out of range. | Current Value: 93; Prior Value: 587 | Prior report period count included hundreds of small collection development grants and small stem kit grants for which there were no equivalent cycle in this current survey period. Also our Grants Coordinator had a medical absence for much of the period in question. | Yes |

West Virginia Edit Check Report

| Edit Code | Line Number | Section | Message | Value | Justification | Accepted |
|-----------|-------------|---|---|---|---|----------|
| 28 | H-030 | H: Lib Dev Trans (H-010 - H-030) | ATTENDANCE AT EVENTS (H-030) per NUMBER OF EVENTS (H-020) for the current reporting period has had a large change from prior reporting period. Please check for possible errors or explain why the correct data are out of range. | Current Value: 459; Prior Value: 410 | We increased the number of events we sponsored or provided funding for. | Yes |
| 67 | L-020 | L: LSTA Exps (L-010 - L-040) | GRANTS (L-020) expenditures, but no expenditures on INDIVIDUAL PUBLIC LIBRARIES (K_FA-010) or LIBRARY COOPERATIVES SERVING PUBLIC LIBRARIES ONLY (K_FA-020), or vice versa. | Current Value: 394217; Prior Value: 212339 | \$394,217 is reported in K_FA-010 | Yes |
| 618 | J-050 | J: Revenue (J-010 - J-050) | The response this reporting period is different from last reporting period. Please check for possible errors or explain the difference. | Current Value: N; Prior Value: Y | Upon examination of the definition of Library Cooperative, the consortia that the SLAA provides funding to do not have their own budget or staff. | Yes |
| 624 | K_AO-010d | K: Expenditures (K_AO-010a - K_OE-020d) | SALARIES AND WAGES (K_AO-010d) for the current reporting period has had a large change from prior reporting period. Please check for possible errors or explain why the correct data are out of range. | Current Value: 821474; Prior Value: 1432177 | The state issued a hiring freeze in FY2018. The agency was also required to eliminate 2 FTEs. | Yes |
| 625 | K_AO-020d | K: Expenditures (K_AO-010a - K_OE-020d) | EMPLOYEE BENEFITS (K_AO-020d) for the current reporting period has had a large change from prior reporting period. Please check for possible errors or explain why the correct data are out of range. | Current Value: 418385; Prior Value: 613017 | The state issued a hiring freeze in FY2018. The agency was also required to eliminate 2 FTEs. | Yes |
| 630 | D_CI-010a | D: Services to Libs (D_CI-010a - D_CI-060e) | The response this reporting period is different from the prior reporting period. Please check for possible errors or explain the difference. | Current Value: D; Prior Value: N | The value was reported incorrectly on the last report. | Yes |
| 630 | D_SV-040b | D: Services to Libs (D_SV-010a - D_SV-100e) | The response this reporting period is different from the prior reporting period. Please check for possible errors or explain the difference. | Current Value: D; Prior Value: N | The value was reported incorrectly on the last report. | Yes |
| 630 | D_SV-040d | D: Services to Libs (D_SV-010a - D_SV-100e) | The response this reporting period is different from the prior reporting period. Please check for possible errors or explain the difference. | Current Value: D; Prior Value: N | The value was reported incorrectly on the last report. | Yes |
| 637 | F-040 | F: Collections (F-010 - F-050) | The value reported for this item equals the value from the prior reporting period. Please check for possible errors or explain why they are equal. | Current Value: 127; Prior Value: 127 | The library has not dropped or added new serials since the last report. | Yes |
| 637 | M-160b | M: E Services (M-160a - M-230) | The value reported for this item equals the value from the prior reporting period. Please check for possible errors or explain why they are equal. | Current Value: 219992; Prior Value: 219992 | The agency receives an appropriation specifically for the statewide databases. The appropriation has not increased. | Yes |

Wisconsin Edit Check Report

| Edit Code | Line Number | Section | Message | Value | Justification | Accepted |
|-----------|-------------|---|---|--|--|----------|
| 28 | H-030 | H: Lib Dev Trans (H-010 - H-030) | ATTENDANCE AT EVENTS (H-030) per NUMBER OF EVENTS (H-020) for the current reporting period has had a large change from prior reporting period. Please check for possible errors or explain why the correct data are out of range. | Current Value: 2691; Prior Value: 2160 | Wisconsin Department of Public Instruction is facilitating the Public Library System Redesign process which is a community-based project to consider how to best provide public library system services in Wisconsin. This has required a significant amount of continuing education events including steering committee, resource library, and delivery work group public meetings. | Yes |
| 67 | L-020 | L: LSTA Exps (L-010 - L-040) | GRANTS (L-020) expenditures, but no expenditures on INDIVIDUAL PUBLIC LIBRARIES (K_FA-010) or LIBRARY COOPERATIVES SERVING PUBLIC LIBRARIES ONLY (K_FA-020), or vice versa. | Current Value: 614772; Prior Value: 726236 | This validation check is misfiring. Wisconsin Department of Public Instruction reported a value in K_FA-020. I believe this is misfiring because it is searching for a value in K_FA-010 AND (rather than OR) K-FA-020. | Yes |
| 125 | L-030 | L: LSTA Exps (L-010 - L-040) | LSTA ADMINISTRATION (L-030) compared to TOTAL LSTA EXPENDITURES (L-040) is higher than expected. Please check for possible errors or explain why the correct data are out of range. | Current Value: 130099; Prior Value: 142189 | This value is correct. The full LSTA award was not drawn down in the state fiscal year 2018, though the 4% administration was available to the state and expended during the state fiscal year. | Yes |
| 127 | L-030 | L: LSTA Exps (L-010 - L-040) | LSTA ADMINISTRATION (L-030) compared to LSTA STATE PROGRAM (J-070) revenue is greater than expected. Please check for possible errors or explain why the correct data are out of range. | Current Value: 130099; Prior Value: 142189 | This value is correct. The full LSTA award was not expended in the state fiscal year 2018, though the 4% administration was available to the state and expended during the state fiscal year. The SLAA did not draw down funds due | Yes |
| 618 | J-010 | J: Revenue (J-010 - J-050) | The response this reporting period is different from last reporting period. Please check for possible errors or explain the difference. | Current Value: N; Prior Value: Y | Wisconsin Department of Public Instruction administers state aid to public library systems. Other state funding is administered by the Wisconsin Department of Administration and includes E-rate, Technology for Educational Achievement (TEACH) grants, and principal, interest, and rebates from general-purpose revenue for public library boards. | Yes |
| 630 | D_CI-040a | D: Services to Libs (D_CI-010a - D_CI-060e) | The response this reporting period is different from the prior reporting period. Please check for possible errors or explain the difference. | Current Value: N; Prior Value: D | Wisconsin Department of Public Instruction does not collect or approve technology service plans from public libraries. | Yes |
| 630 | D_CI-040c | D: Services to Libs (D_CI-010a - D_CI-060e) | The response this reporting period is different from the prior reporting period. Please check for possible errors or explain the difference. | Current Value: N; Prior Value: D | Wisconsin is a local control state where the public school district board approves the district's technology plan. The state does not collect or approve these plans. The state only checks to ensure that school districts and school library media centers have these plans on file. | Yes |

| Edit Code | Line Number | Section | Message | Value | Justification | Accepted |
|-----------|-------------|---|--|--|---|----------|
| 630 | D_CI-040d | D: Services to Libs (D_CI-010a - D_CI-060e) | The response this reporting period is different from the prior reporting period. Please check for possible errors or explain the difference. | Current Value: N; Prior Value: C | The Wisconsin Department of Public Instruction does not collect or approve technology service plans from academic libraries. | Yes |
| 630 | D_OA-010c | D: Services to Libs (D_OA-010a - D_OA-030e) | The response this reporting period is different from the prior reporting period. Please check for possible errors or explain the difference. | Current Value: C; Prior Value: N | Through a contract with the Wisconsin Schools Digital Library Consortium (WSDL) the Wisconsin Department of Public Instruction provides school e-books to participating public schools. This was new in FY2018. | Yes |
| 630 | D_OA-010e | D: Services to Libs (D_OA-010a - D_OA-030e) | The response this reporting period is different from the prior reporting period. Please check for possible errors or explain the difference. | Current Value: D; Prior Value: N | Wisconsin Department of Public Instruction directly provides funding for the Wisconsin Public Library Consortium (WPLC) OverDrive and BiblioBoard digital collections. | Yes |
| 633 | K_FA-010d | K: Expenditures (K_FA-010a - K_TE-010d) | Total for this item is 0 this year but was not 0 last year. | Current Value: 0; Prior Value: 133569 | Wisconsin Department of Public Instruction did not distribute funding directly to individual libraries in the state fiscal year 2018. | Yes |
| 637 | F-010 | F: Collections (F-010 - F-050) | The value reported for this item equals the value from the prior reporting period. Please check for possible errors or explain why they are equal. | Current Value: 8961; Prior Value: 8961 | Confirmed with Librarian and Assistant Director for Resources for Libraries and Lifelong Learning that no changes have been made to the Collection since FY2016 and that the collection numbers are accurate. | Yes |
| 637 | F-020 | F: Collections (F-010 - F-050) | The value reported for this item equals the value from the prior reporting period. Please check for possible errors or explain why they are equal. | Current Value: 2910; Prior Value: 2910 | Confirmed with Librarian and Assistant Director for Resources for Libraries and Lifelong Learning that no changes have been made to the Collection since FY2016 and that the collection numbers are accurate. | Yes |
| 637 | F-030 | F: Collections (F-010 - F-050) | The value reported for this item equals the value from the prior reporting period. Please check for possible errors or explain why they are equal. | Current Value: 719; Prior Value: 719 | Confirmed with Librarian and Assistant Director for Resources for Libraries and Lifelong Learning that no changes have been made to the Collection since FY2016 and that the collection numbers are accurate. | Yes |
| 637 | F-050 | F: Collections (F-010 - F-050) | The value reported for this item equals the value from the prior reporting period. Please check for possible errors or explain why they are equal. | Current Value: 30562; Prior Value: 30562 | Confirmed with Librarian and Assistant Director for Resources for Libraries and Lifelong Learning that no changes have been made to the Collection since FY2016 and that the collection numbers are accurate. | Yes |
| 1004 | H-010 | H: Lib Dev Trans (H-010 - H-030) | GRANTS AWARDED (H-010) for the current reporting period has had a large change from prior reporting period. Please check for possible errors or explain why the correct data are out of range. | Current Value: 23; Prior Value: 48 | Wisconsin Department of Public Instruction issued fewer smaller subawards to public libraries and focused on subawarding larger projects to regional public library systems. 23 is the correct value. | Yes |

Wyoming Edit Check Report

| Edit Code | Line Number | Section | Message | Value | Justification | Accepted |
|-----------|-------------|----------------------------------|---|--|---|----------|
| 28 | H-030 | H: Lib Dev Trans (H-010 - H-030) | ATTENDANCE AT EVENTS (H-030) per NUMBER OF EVENTS (H-020) for the current reporting period has had a large change from prior reporting period. Please check for possible errors or explain why the correct data are out of range. | Current Value: 11756; Prior Value: 12285 | Fewer events in FY18 as compared to FY16. | Yes |

| Edit Code | Line Number | Section | Message | Value | Justification | Accepted |
|-----------|-------------|---|---|--|--|----------|
| 45 | K_OE-020c | K: Expenditures (K_AO-010a - K_OE-020d) | OTHER EXPENDITURES (K_OE-020c) from other sources equals the sum of TOTAL OPERATING EXPENDITURES (K_AO-060c), TOTAL FINANCIAL ASSISTANCE (K_FA-080c), CAPITAL OUTLAY (K_OE-010c) from other sources. This row should not be a summation of the preceding rows. Please check for possible errors or explain why the correct data are out of range. | Current Value: 0; Prior Value: 0 | 0 is the correct answer | Yes |
| 109 | H-030 | H: Lib Dev Trans (H-010 - H-030) | TOTAL ATTENDANCE AT EVENTS (H-030) greater than 6,000. | Current Value: 11756; Prior Value: 12285 | Consistent with previous years. | Yes |
| 608 | F-020 | F: Collections (F-010 - F-050) | AUDIO MATERIAL (F-020) for the current reporting period has had a large change from prior reporting period. Please check for possible errors or explain why the correct data are out of range. | Current Value: 740; Prior Value: 16 | It is a correct number | Yes |
| 630 | D_CI-040a | D: Services to Libs (D_CI-010a - D_CI-060e) | The response this reporting period is different from the prior reporting period. Please check for possible errors or explain the difference. | Current Value: N; Prior Value: D | No libraries use E-Rate now. | Yes |
| 1110 | D_SV-100a | D: Services to Libs (D_SV-010a - D_SV-100e) | Provide ADMINISTRATION OF LSTA STATE STATEWIDE SERVICES (D_SV-100) but no GRANTS AWARDED (H-010), or vice versa. | Current Value: D; Prior Value: D | SLAA does not provide direct grants but does provide services. | Yes |
| 1114 | D_PA-060.1 | D: Services to Libs (D_PA-010a - D_PA-060e) | You provide program assistance for Statewide Reading Programs (D_PA-060a-e) and you selected "Yes" to all statewide reading program target population items for D_PA-060.1 - D_PA-060.5. Please explain how all populations are targeted. NOTE: If you target the general population and no population item specifically, then you should select "No" to all target population items. | NULL | SLAA supports Wyoming Reads (pre-school to first grade). One Book Wyoming is for all other ages. | Yes |