

1 **Chapter 5: Sustainable Development, Poverty Eradication**
2 **and Reducing Inequalities**

3
4 **Coordinating Lead Authors:** Joyashree Roy (India), Petra Tschakert (Australia), Henri Waisman (France)

5
6 **Lead Authors:** Sharina Abdul Halim (Malaysia), Purnamita Dasgupta (India), Bronwyn Hayward (New
7 Zealand), Markku Kanninen (Finland), Diana Liverman (United States of America), Patricia Fernanda Pinho
8 (Brazil), Keywan Riahi (Austria), Avelino G. Suarez Rodriguez (Cuba)

9
10 **Contributing Authors:** Philip Antwi-Agyei (Ghana), Mook Bangalore (United States of America),
11 Mustapha Babiker (Sudan), Bishwa Bhaskar Choudhary (India), Neville Ellis (Australia), Maria Figueroa
12 (Venezuela/Denmark), Mukesh Gupta (India), Amaha Medhin Haileselassie (Ethiopia), Karen Henrique
13 Paiva (Brazil), Daniel Huppmann (Austria), Omar Massera (Mexico), Chukwumerije Okereke
14 (Nigeria/United Kingdom), Simon Parkinson (Canada), Wilfried Rickels (Germany), Diana Hinge Salili
15 (Fiji), Lisa Schipper (Sweden/United States of America), Jörn Schmidt (Germany), Pete Smith (United
16 Kingdom of Great Britain and Northern Ireland), Shreya Some (India), Nenenteiti Teariki-Ruatu (Kiribati),
17 Penny Urquhart (South Africa)

18
19 **Review Editors:** Svitlana Krakovska (Ukraine), Ramon Pichs Madruga (Cuba), Roberto Sanchez (Mexico)

20
21 **Chapter Scientist:** Neville Ellis (Australia)

22
23 **Date:** 22 December 2017

24
25 **Notes:** TSU compiled version

1	Table of Contents	
2		
3	Executive Summary.....	4
4	5.1 Scope and Delineations.....	8
5	5.1.1 Sustainable Development, Poverty, Equality, and Equity: Core Concepts and Trends	8
6	5.1.2 Sustainable Development Goals	9
7	Box 5.1: Climate and the Sustainable Development Goals (SDGs).....	11
8	5.1.3 Pathways to 1.5°C	12
9	5.1.4 Chapter Structure and Types of Evidence	12
10	5.2 Poverty, Equality, and Equity Implications of a 1.5°C Warmer World	13
11	5.2.1 Future Impacts and Risks from Sub-regional to Sub-national Levels	13
12	5.2.2 Risks of a 1.5°C Warmer World.....	14
13	5.2.3 Avoided Impacts of 1.5°C versus 2°C Warming.....	15
14	5.2.4 Risks from 1.5°C Global Warming and the Sustainable Development Goals.....	16
15	5.3 Climate Adaptation and Sustainable Development.....	17
16	5.3.1 Sustainable Development in Support of Climate Adaptation.....	17
17	5.3.2 Synergies and Trade-offs between Adaptation Response Options and Sustainable Development	
18	19	
19	5.3.3 Sustainable Development Implications of Adaptation Pathways toward a 1.5°C Warmer World	
20	23	
21	5.4 Mitigation and Sustainable Development.....	24
22	5.4.1 Synergies and Trade offs between Mitigation Options and Sustainable Development.....	25
23	5.4.1.1 Accelerating Efficiency in Resource Use	25
24	5.4.1.2 Behavioural Options	25
25	5.4.1.3 Access to Modern and Reliable Energy and Fuel Switch.....	26
26	5.4.1.4 Cross-sector Response Options	29
27	5.4.1.5 Land-based Agriculture, Forestry and Ocean: Response Options	30
28	5.4.2 Temporal and Spatial Trade-offs and Distributional Impacts	33
29	5.4.3 Sustainable Development Implications of 1.5°C and 2°C Mitigation Pathways.....	34
30	5.4.3.1 Air Pollution and Health.....	35
31	5.4.3.2 Food Security and Hunger	35
32	5.4.3.3 Lack of Energy Access / Energy Poverty	36
33	5.4.3.4 Water Security	36
34	5.4.3.5 Biodiversity	37
35	5.5 Integrating Adaptation, Mitigation and Sustainable Development: Challenges and Enabling	
36	Conditions	39
37	5.5.1 Coherent and Integrated Institutions and Governance.....	40
38	5.5.2 Participatory Processes to Address Issues of Power and Justice	41
39	5.5.3 Accounting for Local Circumstances and Unequal Opportunities	41

1 5.5.4 Towards a Systemic and Dynamic Approach for Integration..... 42

2 **5.6 Sustainable Development Pathways to 1.5°C..... 43**

3 5.6.1 Sustainable Development Pathways 43

4 5.6.2 Climate-resilient Development Pathways..... 46

5 5.6.2.1 Transformations, Well-being, and Equity 47

6 5.6.2.2 Development Trajectories, Responsibilities, and Capacities..... 48

7 5.6.3 Emerging Country and Community Experiences with Climate-Resilient Development Pathways

8 51

9 5.6.3.1 Regional and State-led Efforts Toward Climate-resilient Development Pathways: Green

10 States, Low-carbon Economies, and National Planning and Partnerships 52

11 **Box 5.2: Low-Carbon Pathways in Oil-Producing Countries 53**

12 **Box 5.3: Republic of Vanuatu–National Planning for Development and Climate Resilience 55**

13 5.6.3.2 Community-led And Bottom-up Approaches to Climate-resilient Development Pathways ... 56

14 **Box 5.4: Alternative Development Pathways and Transnational Movements..... 56**

15 **Box 5.5: Cases of Ecosystem- and Community-based Practices in Drylands 58**

16 **Cross-Chapter Box 5.1: Cities and Urban Transformation 59**

17 5.6.4 Sustainable and Climate-resilient Development Pathways: Enabling Conditions and Lessons

18 Learned 62

19 5.6.4.1 Inclusive Governance 62

20 5.6.4.2 Social Learning..... 63

21 5.6.4.3 Equity, Rights, and Justice 64

22 5.6.4.4 Indicators, Monitoring, and Evaluation 64

23 **5.7 Synthesis and Research Gaps 65**

24 **Frequently Asked Questions..... 67**

25 **References 70**

26

27

28

1 **Executive Summary**

2
3 The final chapter in this Special Report assesses the knowledge on connections between sustainable
4 development, poverty eradication, reducing inequalities, and pathways to limit global warming to 1.5°C
5 above-preindustrial times. The UN 2030 Agenda for Sustainable Development established a set of 17
6 Sustainable Development Goals (SDGs) that seek to end poverty and hunger; reduce inequalities; ensure
7 health; education; sustainable energy; water and work for all; and foster sustainable cities, consumption,
8 ecosystems. SDG13 focuses on urgent action to combat climate change and its impacts. This chapter
9 assesses the many ways in which the impacts of a 1.5°C warmer world, and the impacts of possible
10 adaptation and mitigation responses, interact with efforts to achieve sustainable development and the SDGs.
11 The chapter also explores the impacts of pursuing the SDGs on limiting warming to 1.5°C and on adaptive
12 capacities, particularly for the most vulnerable populations. Finally, the chapter also assesses sustainable
13 development pathways to 1.5°C, including climate-resilient development pathways that maximise synergies
14 and minimise trade-offs between climate responses of mitigation and adaptation with sustainable
15 development, especially poverty alleviation and reducing inequality. More research is needed to increase the
16 confidence and breadth of understanding the specific links between limiting global warming to 1.5°C and
17 achieving sustainable development, especially at the regional level.

18 **Without consideration for equity and fairness, and concerted efforts from all countries as well as**
19 **individuals, communities, and organizations, the dual goal of limiting global warming by the end of**
20 **the 21st Century to 1.5°C compared to pre-industrial times, including temperature overshoots along**
21 **the way, and achieving the SDGs by 2030 and beyond, inclusive of poverty eradication, will be**
22 **exceedingly difficult to reach (*high confidence*).**

23 **As risks increase with every level of additional warming, a higher number of potentially adverse**
24 **future impacts can be avoided when global warming is limited to 1.5°C rather than 2°C, with**
25 **important benefits for poor and disadvantaged people. The impacts of 1.5°C warming above pre-**
26 **industrial times still pose significant challenges for human and ecosystem well-being, poverty**
27 **eradication, and reducing inequalities (*medium evidence, high agreement*).** Limiting global warming to
28 1.5°C versus 2°C will reduce the risks for livelihoods and for human, food, water, and ecosystem security
29 through reduction of heat stress, more moderate impacts on agriculture and water, lower risks from extreme
30 events, and reduced stress on unique and threatened systems, for instance those of high mountain areas,
31 drylands, tropical coral reefs, and subsistence fisheries (*medium evidence, high agreement*) {5.2}. 1.5°C
32 global warming will still have broad impacts and will disproportionately affect already disadvantaged and
33 vulnerable populations, with more severe impacts expected in the case of temperature overshoot, particularly
34 for indigenous people and systems in the Arctic, for agriculture- and coastal dependent livelihoods, and
35 small-island developing states (SIDs) (*medium evidence, high agreement*) {5.2.1; 5.2.2}. Globally, the
36 poorest people are projected to experience the impacts of 1.5°C global warming predominantly through
37 increased food prices, food insecurity and hunger, income losses, lost livelihood opportunities, adverse
38 health impacts and population displacements, for instance from increased heat stress and other extreme
39 events such as coastal flooding, with more than 100 million additional people anticipated in poverty (*limited*
40 *evidence, medium agreement*) {5.2.2}. Limits to adaptation and potential losses exist at every level of
41 temperature increase (*medium confidence*), with place-specific implications, for example for Pacific Small
42 Islands Developing States {5.2.3, 5.6.3}. Limiting global warming to 1.5°C is expected to make it easier to
43 pursue sustainable development, with higher potential to eradicate poverty, reduce inequality, and foster
44 equity than 2°C (*medium evidence, high agreement*). Limiting temperature to 1.5°C can reduce significantly
45 the risks of failure in achieving certain SDGs, e.g. on poverty, health, and water and sanitation, although
46 there will be differences between countries. Yet, the literature supporting this evidence remains scarce,
47 particularly with respect to gender and inequalities (*limited evidence, medium agreement*) {5.2.4}.

48
49 **Reducing climate vulnerability through adaptation is mostly consistent with achieving sustainable**
50 **development in general, and the SDGs specifically (*high confidence*).** Most adaptation strategies help
51 meet the SDGs (known as synergies) but some generate negative consequences and make it more
52 difficult to meet some SDGs (known as trade-offs) (*high confidence*). Transformative adaptation
53 required to achieve sustainable development in a 1.5°C warmer world needs to address the root socio-

1 **economic and cultural causes of vulnerability (*high confidence*).**

2 Adaptation will be important in a 1.5°C warmer world to counter the anticipated impacts on human and
3 natural systems around the world. Ensuring livelihood security, poverty alleviation, equity, and inclusion,
4 support effectively the design of adaptation strategies that lead to the achievement of the SDGs, for climate-
5 change affected communities but also more broadly (*high confidence*) {5.3.1, 5.3.2}. The extent of synergies
6 between sustainable development and adaptation goals will vary by the development process adopted for a
7 particular SDG (*high confidence*) {5.3.1}. There is a high potential for synergies between adaptation options
8 and several sustainable development objectives, notably response options that reduce vulnerabilities in a
9 way to support poverty reduction, elimination of hunger, clean water, and health (*very high confidence*)
10 {5.3.2}. Negative outcomes (or trade-offs) can potentially occur either in the form of maladaptation or
11 adverse consequences of particular adaptation strategy; this includes instances when the costs of adaptation
12 increase poverty and debt, agricultural adaptation competes with protecting biodiversity or overlooks the
13 poor and women, the expanded use air conditioning increases emissions, ecosystem-based adaptations
14 conflicts with local rights, and migration increases cultural tensions (*high confidence*) {5.3.2}. Adaptation
15 pathways that use a mix of adaptation options and maximise synergies and minimise trade-offs with
16 sustainable development are successful when they follow inclusive, deliberative, and place-specific
17 processes and procedural justice mechanisms; yet, persistent uneven power structures that dominate decision
18 making reinforce existing social inequalities (*medium evidence, high agreement*) {5.3.3}.
19

20 **Mitigation options compatible with 1.5°C warming can help meet sustainable development and the**
21 **SDGs (synergies) but some generate negative consequences (trade-offs). Choices of mitigation options**
22 **and policies will differentially affect people’s lives and well-being, given different capacities and**
23 **countries’ positions on development trajectories. However, some of these risks can be reduced by**
24 **policy designs and mechanisms at moderate cost (*high confidence*).**

25 The choice of the portfolio of mitigation options and the policy instruments that are used for implementation
26 will largely determine the overall synergies and trade-offs of 1.5°C mitigation pathways for sustainable
27 development (*very high confidence*) {5.4.1, 5.4.3, Figure 5.4.1, 5.4.2}. Mitigation actions in the energy
28 demand sectors and behavioural response options with appropriate management of rebound effects can
29 advance multiple SDGs simultaneously, more so than energy supply side mitigation actions (*very high*
30 *confidence*) {5.4.1, Table 5.1 a-c, Figure 5.4.1}. Mitigation options that show higher synergies with SDGs
31 are those that emerge from cross-sectoral efforts at city scale; new sectoral organisations based on the
32 circular economy concept such as zero waste, decarbonisation and dematerialisation; and multi-policy
33 interventions that follow systemic approaches. These synergies require governance coordination across
34 sectors and nations, and collaboration and dialogue across scales (*medium evidence, high agreement*)
35 {5.4.1.4}. A number of mitigation interventions in the AFOLU sector could help to deliver the SDGs, such
36 as sustainable and climate-smart land/agricultural management, the shift toward sustainable healthy diets and
37 reduction of food waste. Forestry mitigation options including reducing deforestation, afforestation, climate-
38 smart sustainable forest management and multi-purpose systems for fibre, timber, and energy use- provide
39 cost-effective measures and in many cases, negative emissions. Their appropriate design and implementation
40 that take into account local people’s needs, biodiversity and other SD concerns can also provide large
41 synergies with SDGs particularly within rural areas of developing countries (*high confidence*) {5.4.1.2,
42 5.4.1.5}. Mitigation pathways aiming at 1.5°C are in high synergies with health and air pollution. The nature
43 of development patterns and the pursuit of sustainable development objectives affects the potential for
44 ambitious mitigation and can reduce the social cost of reaching 1.5°C. Protection of oceans and marine
45 ecosystems is a key enabler for ambitious mitigation, and the reduction of outdoor air pollution is a core
46 motivation for public support for ambitious mitigation (*medium evidence, high agreement*) {5.4.1.5}.
47 Economic growth and the reduction of inequalities can facilitate or hinder ambitious emission reductions
48 depending on the strategy adopted to meet these sustainable development objectives (*medium evidence,*
49 *medium agreement*) {5.4.1.4}. The rapid pace and magnitude of the required changes lead also to increased
50 risks for trade-offs for a number of other sustainable development dimensions particularly risk of hunger,
51 poverty, and basic needs, such as energy access. The negative impacts are more particularly for the poor
52 populations without access to clean energy, employment and lead to overexploitation of some mineral
53 resources required for renewable generation (*medium confidence*) {5.4.3, Figure 5.4.2}. Reducing these
54 risks requires smart policy designs and mechanisms that shield the poor and redistribute the burden, so that
55 the most vulnerable are not affected. Recent scenario analyses with focus on 1.5°C show that this is possible

1 at relatively modest costs (*high confidence*) {5.4.3, Figure 5.4.2}. For example, cash transfers, food
2 subsidies and improvements in yields can reduce trade-offs of land-use change and bioenergy deployment
3 which may threaten food and water security, cause biodiversity loss and competition for land, spikes in food
4 prices, and lead to disproportionate consequences upon poor and indigenous populations (*high confidence*).
5 Delaying actions to reduce GHGs increases risks of cost escalations, stranded assets, job loss, reduced
6 flexibility in future response options in the medium to long-term. These may have trade-offs that increase
7 uneven distributional impacts between countries at different stages of development (*medium evidence, high*
8 *agreement*) {5.4.2}. 1.5°C pathways that feature very low energy demand show pronounced positive effects
9 across multiple SDGs (*very high confidence*). Low-carbon and zero-carbon energy sources serve the dual
10 goals of mitigation and improved access to modern and affordable energy, which is fundamental to human
11 well-being and contributes to poverty reduction. But these transitions must be handled carefully to avoid
12 trade-offs with sustainable development, notably upon poor and indigenous populations. They depend upon
13 radical socio-cultural and organizational innovation, which can create challenges for social acceptability. For
14 example, more electrification of transport sector can lead to rise in electricity prices and can adversely affect
15 poor unless pro-poor redistributive policies are in place. Road infrastructure and city expansion can lead to
16 eviction, bio energy can lead to land disputes unless appropriate strategies are built into the projects (*medium*
17 *evidence, high agreement*) {5.4.1.3, 5.4.2.2, Table 5.1}. Economies dependent upon fossil fuel-based energy
18 generation and/or export revenue will be disproportionately affected by restriction on the use of fossil fuels
19 necessary for ambitious climate goal despite multiple other sustainable development benefits. There is a need
20 for supplementary policies, including retraining, to ease job losses and the effects of higher energy prices,
21 particularly in countries where the workforce is largely semi or unskilled (*very high confidence*) {5.4.1.3}.

22
23 **While integrated approaches between mitigation, adaptation and sustainable development are**
24 **possible, they will not be necessary, suitable or efficient for all situations. The efficiency of these**
25 **integrated approaches to deliver triple-wins depends on the satisfaction of several enabling conditions**
26 **(*medium evidence, high agreement*).**

27 Comprehensive packages of adaptation and mitigation options supported by coordinated governance across
28 sectors and nations can enhance sustainable development (*medium evidence, high agreement*) {5.3.1, 5.4.1}.
29 Coherent and integrated institutions and governance, including on finance, is a key enabling condition for
30 integrated approaches between mitigation, adaptation and sustainable development at the level of policies,
31 programs and projects (*very high confidence*) {5.5.1}. The multi-level and multi-sector nature of
32 integration inherently produce conflicting governing processes, actors and outcomes, raising issues of power,
33 justice and political economy. The involvement of stakeholders through participatory mechanisms is a key
34 condition for addressing these challenges in a way that ensures that the voices of the poor, disadvantaged and
35 vulnerable populations are heard. Taking into account regional contexts and local knowledge is essential for
36 maximizing the synergy potentials (*medium evidence, high agreement*) {5.5.2, 5.5.3}. Reconciling trade-offs
37 between sustainable development, adaptation and mitigation towards a 1.5°C warmer world will require a
38 dynamic view of the interlinkages between these three dimensions at different time horizons. This entails
39 recognition of the ways in which development patterns shape the choices and effectiveness of interventions
40 (*medium evidence, high agreement*) {5.5.4}.

41
42 **Without strengthened contributions to decarbonization and commitment from countries, institutions,**
43 **and communities to equity and fairness, pathways to 1.5°C will not allow to reach the Agenda 2030**
44 **objective to leave no one behind (*high confidence*).** Sustainable development pathways, including climate-
45 resilient development pathways, entail low-emissions trajectories that simultaneously promote fair and
46 equitable climate resilience and effort sharing. These pathways take into account the following key aspects:
47 the urgency of the 1.5°C target, the need to achieve global net zero emissions, the achievement of goals for
48 sustainable development, the need to enhance capacity to adapt, the scale of societal transformation required,
49 and the ethics, equity, and well-being implications of embarking on such substantial transformation {5.6.2}.
50 The potential for such pathways differs between richer and poorer nations and regions (*very high*
51 *confidence*), given different levels of development as well as differential responsibilities and capacities to cut
52 emissions, eradicate poverty, and reduce inequalities and vulnerabilities. At the level of individuals,
53 communities, and groups, emphasis on well-being, social inclusion, equity, and human rights helps to
54 overcome limitations in capacity, as shown, for instance, in agrarian and social and climate justice
55 movements in Latin America and Transition Towns predominantly in Europe and North America (*medium*

1 *evidence, high agreement*) {5.6.2; 5.6.3}. Initial evidence of partially successful pathways points toward
2 significant possibilities as well as inherent difficulties to the achievement of sustainable, robust and equitable
3 climate-resilient development, including considerable albeit incomplete efforts in so-called emerging green
4 states in the Global South and oil-producing countries in the Middle East and North Africa. Even at 1.5°C
5 global warming, challenges in some parts of the world—for example in the Small Island Development States
6 in the Pacific, despite ambitious and inclusive planning processes for climate resilience—will not prevent
7 limits to adaptation and residual impacts. With appropriate policy support, community-led and bottom-up
8 approaches offer potentials for climate-resilient development pathways at scale – as shown in farmer
9 managed cropland management across drylands in sub-Saharan Africa and countries in South and Southeast
10 Asia (*medium evidence; high agreement*) {5.6.2; 5.6.3}. Participatory governance and iterative social
11 learning constitute key aspects to enable transformative social change in a 1.5°C compatible development
12 pathway. Yet, dominant pathways and entrenched power differentials continue to undermine the rights,
13 values, and priorities of disadvantaged populations in decision making. Very limited indicators and
14 monitoring and evaluation systems currently exist that track multi-level progress toward equitable, fair, and
15 socially desirable low-carbon futures (*high confidence*) {5.6.4}.

16
17 **Knowledge on the linkages between a 1.5°C warmer world, including climatic impacts and those from
18 response options, and future development pathways that address poverty eradication, equality, and
19 distributive justice is growing. However, several gaps in the current literature have been identified
20 (very high confidence).**

21 Limited evidence exists to date that explicitly examines the implications of a 1.5°C warmer world (and
22 overshoots) for sustainable development, poverty eradication, and reducing inequalities, and the near-term
23 goals of SDGs. The assessments of avoided impacts and development implications of 1.5°C versus 2°C and
24 higher warming often use proxies, which does not allow capturing the effects on inequalities that, in turn,
25 shape vulnerabilities. Limited literature exists that empirically investigates the effectiveness of integrated
26 policy frameworks to deliver triple-win (adaptation-mitigation-sustainable development) outcomes, the
27 dynamics that produce such outcomes at the scale of implementation, and the anticipated winners and losers.
28 More structured literature is needed on global trajectories compatible with 1.5°C warmer world and
29 sustainable development that would emerge as a composite of local, regional, national pathways. Such
30 studies would be directly policy-relevant at these scales of decision through quantification of the effects of
31 different policy instruments on synergies and trade-offs, but would also inform on the related global trends
32 characterizing the GHG emission objective and defining the global enabling conditions of change. Existing
33 literature on development pathways that are sustainable and climate-resilient suggests inadequately
34 demonstrate how governance structures enable or hinder different groups of people and countries at different
35 levels of development, with different needs, rights, and capacities, to negotiate pathway options, values, and
36 priorities, leaving significant ethical and moral questions unanswered. Methodologies of dialogues between
37 different research communities, regarding processes of learning and deliberative decision making, and
38 adequate and robust indicators, are needed to analyse the multiple dimensions of climate and development,
39 overcoming persistent disciplinary knowledge fragmentation.

40
41

5.1 Scope and Delineations

This chapter assesses what is known about the connections between sustainable development and pathways to 1.5°C. It examines the impacts of keeping temperatures at 1.5°C global warming above preindustrial levels on sustainable development, compared to other scenarios, including 2°C, and examines the interactions between response measures of mitigation and adaptation and sustainable development. This chapter gives particular attention to synergies and trade-offs between 1.5°C and meeting the near term Sustainable Development Goals (SDGs) in the context of eradicating poverty and reducing inequality. The chapter builds on prior IPCC reports and assesses new literature. It offers insights into possible pathways and enabling conditions to achieve the 1.5°C goal and meet the SDGs with a particular focus on climate-resilient development pathways.

5.1.1 Sustainable Development, Poverty, Equality, and Equity: Core Concepts and Trends

Chapter 1 provides an introduction of the concepts of sustainable development, equity and poverty as used in this report, as well as an overview of ethical issues and the Sustainable Development Goals (Box 5.1). The UN General Assembly views sustainable development as recognizing “that eradicating poverty in all its forms and dimensions, combating inequality within and among countries, preserving the planet, creating sustained, inclusive and sustainable economic growth and fostering social inclusion are linked to each other and are interdependent” (United Nations, 2015c). The scientific literature and development organizations define sustainable development in a variety of ways and see it as difficult to measure precisely but commonly see it as meeting environmental, social and economic goals (Bebbington and Larrinaga, 2014; Redclift and Springett, 2015). For some authors, sustainable development can also be assessed in terms of “well-being”; a subjective measure of satisfaction that can include happiness, social relationships, life expectancy, perception of environmental quality, and health (Barrington-Leigh, 2016; Helliwell et al., 2013; Schmoker, 2011).

The AR5 reported with *high confidence* that sustainable development is strongly connected to climate change and that disruptive levels of climate change would preclude reducing poverty (Denton et al., 2014; Fleurbaey et al., 2014). It also identified synergies and trade-offs in solving climate and development challenges and assessed literature that showed that the responses to climate change – mitigation and adaptation – could have significant positive and negative impacts and distributional implications for development. The UN underlined this interconnection in the 2030 Agenda for Sustainable Development “Climate change is one of the greatest challenges of our time and its adverse impacts undermine the ability of all countries to achieve sustainable development” (United Nations 2015, p5). The World Bank finds that climate change is a key obstacle to eliminating poverty and that climate change can reverse or erase improvements in living conditions and decades of development (Hallegatte et al., 2016a). Chapter 1 of this Special Report briefly discusses definitions of poverty (see Section 1.4.2), highlighting its multiple dimensions beyond low incomes, such as hunger, illiteracy, poor housing, lack of access to services, social exclusion and powerlessness. Given that reducing and eliminating poverty is a primary goal of sustainable development and the SDGs, this chapter pays particular attention to the implications of the 1.5°C target for various measures of poverty.

Chapter 1 highlights the importance of equity and ethics in the analysis of climate and sustainable development (see Section 1.4.1), noting the mention of equity in the Paris agreement and other documents, especially in relation to fairness and justice. It also makes the connection between the 1.5°C target and human rights (see Section 1.4.1). A principle of *equality* sees every human being as of equal worth, and argues that everyone should have the same opportunity and rights irrespective of origins. Climate change and climate policies can have unequal causes and consequences as a result of social and economic inequalities such as those in income or health. As noted in Chapter 1 (see Section 1.4.1), *equity* generally means treating everyone fairly and impartially, both in the distribution of responsibilities (distributive equity) and resources and in participation in decision making (procedural equity), and is often associated with concepts of justice (Fleurbaey et al., 2014). Equity and equality are discussed in the literature on climate justice which highlights the importance of structural and other inequalities between countries, communities, and people,

1 the role of climate change in increasing inequality, the balance of co-benefits and trade-offs, and the need for
2 equitable solutions to climate change (Holland, 2017; Okereke and Coventry, 2016; Klinsky et al., 2017;
3 Lahn, 2017; Robiou et al., 2017; Caney, 2016; de Loma-Osorio, 2016; Moss, 2015; Caney, 2014; Gupta and
4 Arts, 2017).

5
6 There is high agreement that individuals (and societies) often experience inequality and inequity through the
7 intersection of multiple axes that include their gender, class, ethnicity, age, race, ability, and their relation to
8 vulnerability and risk (Kaijser and Kronsell, 2014; Nightingale, 2011; Olsson et al., 2014; Thompson-Hall et
9 al., 2016; Van Aelst and Holvoet, 2016; Vinyeta, Kirsten; Whyte, Kyle Powys; Lynn, 2015; Vinyeta et al.,
10 2015). The UN Sustainable Development Goals (see below and Box 5.1) have a strong focus on reducing
11 poverty and inequality: Goal 1 is to end poverty in all its forms everywhere, Goal 4 ensures equitable access
12 to education, Goal 5 seeks gender equality, Goal 10 seeks to reduce inequality within and among countries,
13 and other goals seek sanitation, water, healthy lives, energy, economic growth, and decent work “for all”
14 (United Nations, 2016).

15
16 The AR5 concluded that risks from climate change are ‘unevenly distributed and generally greater for
17 disadvantaged people and communities in countries at all level of development’ (IPCC 2014a: *ref*) and that
18 multidimensional inequalities, often produced by uneven development processes, shape differential
19 vulnerabilities to and risks from climate change (IPCC, 2014b).

20
21 Research shows that the responses to climate change interact in complex ways with goals of poverty
22 reduction and equity. As we discuss in Sections 5.3 and 5.4 below, the benefits of adaptation and mitigation
23 projects and funding may accrue to some and not others, responses may be costly and unaffordable to some
24 people and countries, and projects may disadvantage some individuals, groups and development initiatives
25 (Casillas and Kammen, 2012; Chen et al., 2016; Newell and Mulvaney, 2013; Schroeder and McDermott,
26 2014). One of the more challenging equity concerns arises if limits to adaptation produce significant residual
27 impacts to some countries (Barnett et al., 2016a; Klein et al., 2014). The issue of loss and damage is
28 addressed in the UNFCCC Warsaw International Mechanism and the Paris Agreement (Boyd et al., 2017;
29 Mathew and Akter, 2017; Page and Heyward, 2017; Vanhala and Hestbaek, 2016) (see also Cross-Chapter
30 Box 4.4).

31 32 33 **5.1.2 Sustainable Development Goals**

34
35 The 2000 UN Millennium Declaration prioritised global reductions in poverty and hunger, improvements in
36 health, education, and gender equity, debt reduction, and improved access to water and sanitation between
37 1990 and 2015. Considerable success was claimed in reaching many of the targets of the *Millennium*
38 *Development Goals* (MDGs), including halving poverty, reducing hunger, and increasing water security.
39 Improvements in water security, slums and health may have reduced some aspects of climate vulnerability;
40 yet, increases in incomes have been linked to rising greenhouse gas (GHG) emissions and thus to a trade-off
41 between development and climate change (Janetos et al., 2012; United Nations, 2015b). Critics argued that
42 the MDGs failed to address within country disparities and human rights, focused only on developing
43 countries, did not address key environmental concerns, and had numerous measurement and attribution
44 problems (Fukuda-Parr, Yamin, and Greenstein 2014; Langford, Sumner, and Yamin 2013).

45
46 The articulation of this new set of UN *Sustainable Development Goals* (see Chapter 1Box 1.2) raises the
47 ambition for eliminating poverty and other deprivations while protecting the environment and reducing the
48 risks of climate change. The SDGs apply to all countries and include ending poverty (SDG1) and hunger
49 (SDG2), ensuring health (SDG3), access to education (SDG4), achieving gender equality (SDG5), ensuring
50 access to water and sanitation (SDG6) and energy (SDG7), promoting inclusive economic growth (SDG8),
51 building resilient infrastructure and sustainable industrialisation (SDG9), reducing inequality (SDG10),
52 making sustainable cities (SDG11) and ensuring sustainable consumption and production (SDG12),
53 combating climate change (SDG13), conserving oceans and marine resources (SDG14) and protecting
54 terrestrial ecosystems (SDG15), promoting peace and justice (SDG16), and strengthening partnerships
55 (SDG17).

Figure 5.1 illustrates the current situation for a selection of development indicators for which comprehensive data is available. Several of these indicators are measures for both the MDGs and SDGs. Several patterns and challenges to sustainable development are evident. Low-income countries are on average less well-nourished and have much less access to electricity and sanitation. Upper-middle income and high-income countries have less poverty, hunger, child mortality and better access to water, sanitation and electricity. Sub-Saharan Africa is disadvantaged on most indicators. However, South Asia has higher average incomes, child survival and nourishment compared to their lack of sanitation and access to electricity. These indicators for 2013 are the result of progress that was made in recent decades on many of the measured and widely available development indicators, but there are still millions of people in extreme poverty and hunger, where many children die before the age of five, and where millions are without access to clean water, sanitation or electricity.

[INSERT FIGURE 5.1 HERE]

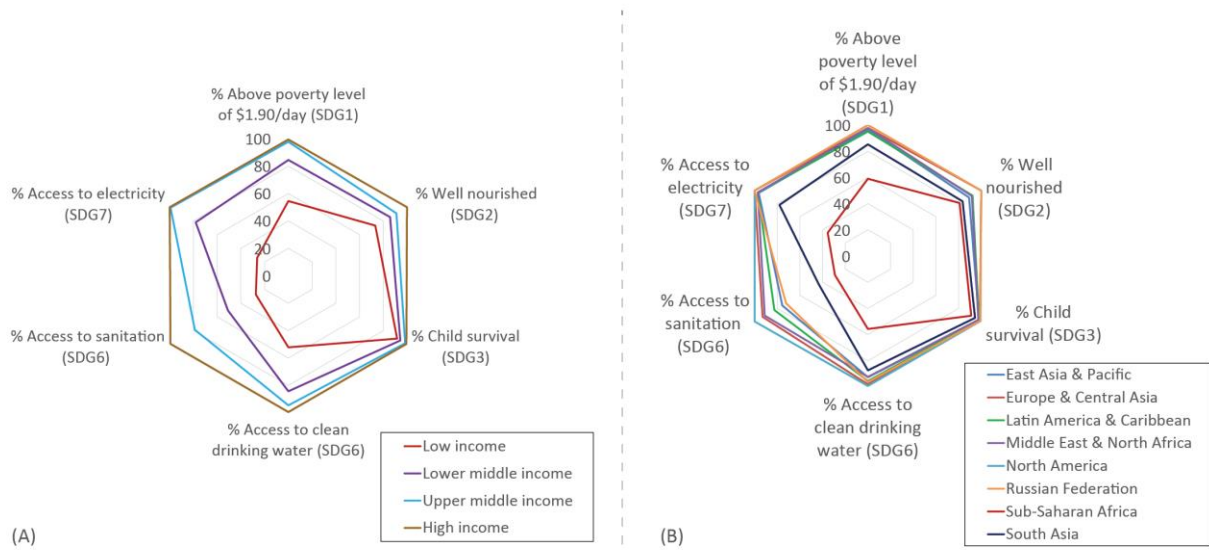


Figure 5.1: Sustainable Development indicators: Selected development indicators by (A) income group and by (B) world region for 2013. The income groups (low income, lower middle income, upper middle income and high income) are those used by the World Bank, as are the regional groupings. The indicators are associated with metrics used in the Sustainable Development Goals (SDGs) and include (i) the percent of the population living on more than \$1.90/day at 2011 international prices (PPP), a poverty line defined by the World Bank and associated with SDG1 which seeks to eliminate poverty; (ii) the percent of population above the minimum level of dietary energy consumption (below which people are considered undernourished because their food intake is insufficient to meet dietary energy requirements) associated with SDG2 to eradicate hunger; (iii) the probability that a child will survive beyond the age of 5 measure as percent. It is based on the under-five mortality rate per 1000 babies born and is associated with SDG3 seeking healthy lives; (iv) the percentage of people using at least basic water services associated with SDG6 to ensure safe water. This indicator encompasses both people using basic water services as well as those using safely managed water services. Basic drinking water services is defined as drinking water from an improved source, provided collection time is not more than 30 minutes for a round trip. Improved water sources include piped water, boreholes or tube wells, protected dug wells, protected springs, and packaged or delivered water; (v) the percentage of the population using improved sanitation facilities. Improved sanitation facilities are likely to ensure hygienic separation of human excreta from human contact. They include flush/pour flush (to piped sewer system, septic tank, pit latrine), ventilated improved pit (VIP) latrine, pit latrine with slab, and composting toilet and are included in SDG6 to ensure safe water and sanitation; and (vi) the percentage of population with access to electricity. Electrification data are collected from industry, national surveys and international sources associated with MDG7 ensuring access to clean energy. All data is from the World Bank (<http://databank.worldbank.org/>).

Despite their ambitious and integrative vision, the 2030 Agenda has met with some scholarly criticism.

1 Some suggest the SDGs are too many and too complex, lack realistic targets, are focused on 2030 at the
 2 expense of longer term objectives, and may contradict each other (Death and Gabay, 2015; Horton, 2014).
 3 There are tensions between the progressive and normative aims of the SDGs and the means of
 4 implementation; because implementation may require some fundamental economic transformations beyond
 5 global partnerships and international trade, and will need to address the inequalities that have long
 6 contributed to unsustainable development (UNRISD, 2016).

7
 8 [START BOX 5.1 HERE]

9
 10 **Box 5.1:** Climate and the Sustainable Development Goals (SDGs)

11 Sustainable Development Goal 13 commits to ‘Take urgent action to combat climate change and its
 12 impacts’ (United Nations, 2015c). This goal recognises that climate change is one of the major threats to
 13 development and to success on the other 16 goals. The specific targets under the goal include targets to:

14
 15 13.1 Strengthen resilience and adaptive capacity to climate-related hazards and natural disasters in all
 16 countries

17 13.2 Integrate climate change measures into national policies, strategies and planning

18 13.3 Improve education, awareness-raising and human and institutional capacity on climate change
 19 mitigation, adaptation, impact reduction and early warning

20 13.4 Implement the commitment undertaken by developed-country parties to the United Nations Framework
 21 Convention on Climate Change to a goal of mobilizing jointly \$100 billion annually by 2020 from all
 22 sources to address the needs of developing countries in the context of meaningful mitigation actions and
 23 transparency on implementation and fully operationalize the Green Climate Fund through its capitalization
 24 as soon as possible

25 13.5 Promote mechanisms for raising capacity for effective climate change-related planning and
 26 management in least developed countries and Small Island Developing States, including focusing on women,
 27 youth and local and marginalised communities

28
 29 The targets acknowledge that the United Nations Framework Convention on Climate Change is the primary
 30 international, intergovernmental forum for negotiating the global response to climate change.

31
 32 The indicators proposed so far (<https://sustainabledevelopment.un.org/sdg13>) include:

33 Indicator 13.1.1: Number of countries with national and local disaster risk reduction strategies

34 Indicator 13.1.2: Number of deaths, missing persons and persons affected by disaster per 100,000 people

35 Indicator 13.2.1: Number of countries that have communicated the establishment or operationalization of an
 36 integrated policy/strategy/plan which increases their ability to adapt to the adverse impacts of climate
 37 change, and foster climate resilience and low greenhouse gas emissions development in a manner that does
 38 not threaten food production (including a national adaptation plan, nationally determined contribution,
 39 national communication, biennial update report or other)

40 Indicator 13.3.1: Number of countries that have integrated mitigation, adaptation, impact reduction and early
 41 warning into primary, secondary and tertiary curricula

42 Indicator 13.3.2: Number of countries that have communicated the strengthening of institutional, systemic
 43 and individual capacity-building to implement adaptation, mitigation and technology transfer, and
 44 development actions

45 Indicator 13.a.1: Mobilised amount of United States dollars per year starting in 2020 accountable towards the
 46 \$100 billion commitment

47 Indicator 13.b.1: Number of least developed countries and small island developing States that are receiving
 48 specialised support, and amount of support, including finance, technology and capacity-building, for
 49 mechanisms for raising capacities for effective climate change-related planning and management, including
 50 focusing on women, youth and local and marginalised communities

51
 52 The goal will be reviewed at the UN High Level Political Forum in 2019. There is little research so far that
 53 explicitly assesses SDG 13, its progress or problems. The SDG Index and Dashboards report uses measures
 54 of CO₂ emissions per capita, imported CO₂ emissions, climate change vulnerability, and effective carbon
 55

1 rate (Sachs et al., 2017). It is important to note that the SDGs have the short-term target of 2030, whereas the
2 Paris Agreement focuses on 2100, with stocktakes every five years from 2023. The Paris Agreement does
3 not set a date for limiting temperatures to 2°C or 1.5°C, achieving a global goal on adaptation, or mobilizing
4 the \$100 billion for responses. It establishes the aim to reach global peaking of greenhouse gases “as soon as
5 possible” (United Nations, 2015a).

6
7 [END BOX 5.1 HERE]
8
9

10 **5.1.3 Pathways to 1.5°C**

11
12 This chapter seeks to identify the pathways and strategies through which the world could limit warming to
13 1.5°C while also achieving sustainable development, including meeting the SDGs of the 2030 Agenda.
14 Chapter 1 identifies several categories of pathways to global mean temperature of 1.5°C including
15 temperature stabilization pathways where temperatures rise and stabilise at 1.5°C, overshoot pathways where
16 temperatures rise above 1.5°C before peaking and declining to or below 1.5°C and a continued warming
17 pathway where 1.5°C is just a stage on the way to warming temperatures. Box 1.2 (Chapter 1, Section 1.2.4)
18 introduces the concepts of scenarios and pathways, including development pathways that are sustainable and
19 climate resilient.
20

21 This chapter focuses on the sustainable development implications of stabilizing at 1.5°C rather than higher
22 temperatures and on the ways in which sustainable development can enable and motivate climate action.
23 There is very little literature on the implications of overshoot pathways for sustainable development. There
24 are reports such as AR5 or the World Bank report on 4°C (World Bank, 2012) that examine what a 2°C or
25 higher temperature would mean for development but they do not discuss how development would be affected
26 by a rise and then fall in temperatures over a particular time span.
27

28 The AR5 introduced the notion of ‘*climate-resilient pathways*’, as “development trajectories that combine
29 adaptation and mitigation to realise the goal of sustainable development. They can be seen as iterative,
30 continually evolving processes for managing change within complex systems” (IPCC, 2014b). Climate-
31 resilient pathways are built on the concept of *resilience*, defined in the AR5 as ‘the capacity of social,
32 economic, and environmental systems to cope with a hazardous event or trend or disturbance, responding or
33 reorganising in ways that maintain their essential function, identity, and structure, while also maintaining the
34 capacity for adaptation, learning, and transformation’. Climate-resilient pathways rely on flexible,
35 innovative, and participatory problem solving and may require transformational changes to reduce emissions
36 and adapt to climate risks including transformation in social processes (Denton et al., 2014). The concept of
37 *transformation* implies fundamental changes in natural and human systems including changes in values,
38 institutions, technologies, and biological systems and can be contrasted with more incremental responses to
39 climate change (Fazey et al., 2017; Pelling et al., 2015). Given the challenge of keeping temperatures under
40 1.5°C, in the context of sustainable development, and poverty eradication, and reducing inequalities, the
41 pathways discussed in this report and this chapter demand greater emission reductions and more
42 transformative changes and more attention to equity than those discussed in AR5.
43

44 The adoption of the SDGs and the efforts to achieve both sustainable development and the Paris Agreement,
45 the word ‘development’ is combined with climate objectives through ‘climate-resilient *development*
46 pathways’. This implies understanding how development, transformation, and resilience go hand in hand
47 with efforts to limit global warming, through simultaneous and conscious efforts to reduce vulnerabilities,
48 enhance adaptation, and implement stringent emission reductions, in the context of equity, fairness, and
49 justice (Section 5.6).
50

51 **5.1.4 Chapter Structure and Types of Evidence**

52 The chapter proceeds as follows: Section 5.2 describes future impacts and risks of a 1.5°C warmer world for
53 sustainable development, poverty eradication, reducing inequalities, and equity, including avoided impacts
54
55

1 compared to a 2°C warmer world. It builds on the discussion of impacts in Chapter 3. Section 5.3 discusses
2 evidence on how meeting the SDGs could enhance or limit the possibilities for adaptation, and assesses how
3 adaptation response measures can have both synergies and trade-offs with sustainable development and the
4 SDGs. Section 5.4 discusses connections between sustainable development and emissions reductions and
5 examines the synergies and trade-offs between mitigation response measures and pathways and sustainable
6 development. The sustainable development implications of Solar Radiation Management (SRM) are
7 discussed in Cross-Chapter Box 4.2 (Chapter 4). Section 5.5 presents opportunities and challenges that result
8 from the integration of adaptation, mitigation, and sustainable development, including distributional impacts.
9 Section 5.6 summarises what is known about sustainable development pathways to 1.5°C and introduces
10 climate-resilient development pathways. It examines emerging evidence of such pathways at different spatial
11 scales, challenges encountered, and lessons learned. The chapter ends with a brief synthesis of findings and
12 research gaps (Section 5.7), closing the arc of this Special Report opened in Chapter 1.

13
14 In this chapter, we use a variety of sources of evidence to assess the interactions of sustainable development
15 broadly and the SDGs in particular with the causes, impacts, and responses to climate change of 1.5°C
16 warming. We assess published literature, grey literature, and data that assess, measure, and model sustainable
17 development–climate links from various angles and across scales as well as well documented case studies
18 that illustrate connections, synergies, and trade-offs. While there is a scarcity of literature that explicitly links
19 a 1.5°C target to sustainable development and the SDGs, we find relevant insights from many recent papers
20 on climate and development, including work that examines trajectories to and beyond 1.5°C of warming.
21 The chapter identifies a number of research gaps including the limited literature on a 1.5°C world and
22 sustainable development, including the implications of overshoot scenarios, and the need for research on
23 how integrated policy approaches, that include mitigation, adaptation and sustainable development, can be
24 best developed.

25 26 27 **5.2 Poverty, Equality, and Equity Implications of a 1.5°C Warmer World**

28 29 **5.2.1 Future Impacts and Risks from Sub-regional to Sub-national Levels**

30
31 Climate change could lead to significant impacts on extreme poverty by 2030 (Hallegatte et al., 2016a;
32 Hallegatte and Rozenberg, 2017). The AR5 concluded with high confidence that future impacts (risks) will
33 be experienced differentially according to gender, caste, or ethnicity within and across societies (Olsson et
34 al., 2014; Vincent et al., 2014). Some of these impacts can be easily detected and attributed to climate
35 change (Cramer et al., 2014) while others are more difficult to measure, and identify, although not less real
36 to the people who experience them. The latter include, for instance, loss of identity through displacement,
37 culture, ecosystem security and migration (Adger et al., 2014; Barnett et al., 2016b; Serdeczny et al., 2017;
38 Tschakert et al., 2017). Drawing attention to these less obvious impacts is compounded not only by scarce
39 climate data and other observational records in the Global South poor countries (Hansen et al., 2016). It is
40 also compounded by the fact that any global temperature target, including 1.5°C, is not experienced as such
41 on the ground but will manifest itself in higher warming and/or extreme events mostly in countries in the
42 Global South, with highly different patterns of societal vulnerability (Aitsi-Selmi and Murray, 2016).
43 Temperature overshoot toward 1.5°C at the end of the century (see Chapter 3, Section 3.6.1) is expected to
44 be even more detrimental for certain populations and places for instance for Arctic systems, agriculture-
45 dependent livelihoods as well as coastal-dependent livelihoods (O'Neill et al., 2017b); yet the literature is
46 exceedingly scarce on implications for poverty reduction, inequalities, and equity. Inequality in general, and
47 the gender aspects of inequality, are seldom addressed sufficiently in case studies on climate change (Djouidi
48 et al., 2016).

49
50 This section focuses on future impacts and risks of 1.5°C and higher warming on dimensions of poverty,
51 inequality, and equity at sub-regional levels (at a spatial level below the IPCC regions), such as from
52 countries or groups of countries to households), complementing the Chapter 3 assessment at the regional and
53 global level. It does so through the lens of livelihood, human, food, water, and ecosystem security, building
54 on key risks (Oppenheimer et al., 2014). We acknowledge the difficulty in making visible the future impacts
55 and risks at these lower levels as they entail embodied experiences to emerge at the intersection of systemic

1 inequalities and multi-dimensional vulnerabilities along the axes of gender, class, ethnicity, age, race, and
2 (dis)ability, marginalisation and deprivation, and social inclusion and exclusion that are exacerbated by
3 uneven development patterns (e.g., Olsson et al. 2014; Brandi, 2015). The literature on such 1.5°C-specific
4 risks is exceedingly scarce; yet, identifying and addressing inequality is at the core of staying within a safe
5 and just space for humanity (Raworth, 2012). The literature on the links between poverty and inequality and
6 climate change, however, is substantial and shows a detrimental relationship: the poor will experience
7 climate change severely, and climate change will exacerbate poverty (Hallegatte et al., 2016b; O’Neill et al.,
8 2017c; Olsson et al., 2014) (see also Chapter 3, Section 3.4.10) (*very high confidence*).

11 5.2.2 Risks of a 1.5°C Warmer World

13 Insights from the updated Reasons for Concern (RFC) suggest transitions from moderate to high risk, for
14 instance, for indigenous Arctic people, their livelihoods, and their ecosystems within the range of ~1.1–
15 1.6°C global warming (O’Neill et al., 2017a) (see Chapter 3, Section 3.4). Bottom-up approaches that start
16 with household-level data and then overlay future demographic and socio-economic trajectories with climate
17 change scenarios offer a promising methodological alternative. For instance, Hallegatte and Rozenberg
18 (2017) project that, under ~1.5°C warming by 2030, up to 122 million additional people could be in poverty
19 due to climate change under a ‘poverty scenario’, similar to SSP4 (Inequality) (see Chapter 1, Box 1.2; and
20 Chapter 2, Section 2.5.1), mainly due to increased food prices and health impacts. The same study projects
21 most detrimental income losses for the poorest 20%, modeled for household data sets across 92 countries,
22 suggesting that the already poor will get poorer and the poverty headcount will increase as a result of climate
23 change. Without redistributive policies, the impacts of climate mitigation measures on poor people, through
24 increased food and energy prices, could be even more damaging, especially taking into account gender
25 discrepancies and the high vulnerability of children (Hallegatte and Rozenberg 2017).

26
27 In terms of livelihood security, risks associated with labor productivity, economic losses, and loss of life are
28 anticipated to have significant implications for poverty, inequality, and equity. Past empirical evidence on
29 the impact of extreme temperatures on labor productivity from the US and India suggest that an increase of
30 1°C in warming could reduce productivity by 1 – 3% for people working outdoors or without air
31 conditioning, typically the poorer segments of the workforce (Deryugina and Hsiang, 2014; Park et al., 2015;
32 Sudarshan et al., 2015; Zivin and Neidell, 2010). Current productivity thus will likely be severely impacted
33 by a higher global heat stress, projected to increase by 5.7 times with 1.5°C of warming, with cities such as
34 Kolkata expected to experience record conditions every year (Matthews et al., 2017). By 2030, compared to
35 1961–1990 climate change could be responsible for an additional 38,000 annual deaths due to heat exposure
36 among elderly people, 48,000 due to diarrhea, 60,000 due to malaria, and about 95,000 due to childhood
37 undernutrition (WHO, 2014). There is an increased risk of undernutrition resulting from diminished food
38 production in poor regions at warming greater than 1.5°C (see also Chapter 3, Section 3.4.7).

39
40 Health shocks and poor health already exacerbate poverty through income losses, health expenses, and care
41 giver responsibilities (see also Chapter 3, Section 3.4.7); moreover, higher morbidity and mortality will slow
42 down poverty reduction and increase inequality (Hallegatte et al., 2016a). Such loss estimates, however, may
43 not adequately reflect welfare impacts for poor households; they often own relatively little (hence are
44 underrepresented in loss statistics) but suffer much more in terms of loss of income, savings, and health
45 (Hallegatte et al., 2017).

46
47 There is a very high risk of displacement attributed to extreme climate events (floods, hurricanes) and
48 increased sea level rise (Chapter 3, Section 3.3 and Section 3.4), with temperature warming greater than
49 1.5°C by 2050 in low income and least developed countries is expected to result in high levels of poverty
50 and inequality and low institutional capacity to respond to hazards (Aitsi-Selmi and Murray, 2016). This
51 includes all small island developing states (SIDSs) in the Caribbean and the Pacific, and projections for the
52 Bahamas, for example suggest annual average of 5.9% of displacements by tropical cyclones by 2050 (Aitsi-
53 Selmi and Murray, 2016).

54
55 For food security, heterogeneous effects are expected regarding risks for poor people from food production

1 and price fluctuations. Net consumers of food products are likely to be harmed while those depending on
2 agricultural wages may experience mixed impacts (Hallegatte et al., 2016a). There is high confidence
3 between the link of increased ocean acidification and temperature warming, and the reduction of coral reefs
4 leading to reduced fish species and other resources important for livelihood security of around 500 million
5 coastal people in tropical and subtropical regions (Gattuso et al., 2015; Cramer et al., 2014) (see also Chapter
6 3, Box 3.6). In Bangladesh, for example, projected loss of freshwater fish stocks by 2050 is expected to
7 greatly impact livelihood and food security for poor households due to their lack of mobility, reduced access
8 to land, and deep reliance on local ecosystems (Dasgupta et al., 2017). There is limited evidence but high
9 agreement that the accelerated retreat of glaciers in high mountain regions such as the Tibetan plateau and
10 countries like Bolivia will negatively impact the water and food security of the poor (Immerzeel et al., 2010).
11 For instance, it is estimated that the food security of 4.5% of the total population in Asia river basins such as
12 the Brahmaputra and Indus basins will be threatened as a result of reduced water availability and the Tibetan
13 plateau retreat in these basins by 2050, with regional temperature increase greater than 1.5°C (Kraaijenbrink
14 et al. 2017; Immerzeel et al. 2010) (see also Chapter 3, Section 3.4.5). Limited evidence but high agreement
15 exists that impacts are likely to occur simultaneously across different levels of security, but the literature on
16 interacting and cascading effects of climate change among multiple sectors and existing drivers of inequality
17 remains scarce (Hallegatte et al., 2014; O'Neill et al., 2017b; Reyer et al., 2017b, a).
18
19

20 5.2.3 *Avoided Impacts of 1.5°C versus 2°C Warming*

21
22 As risks increase with every level of additional warming, avoided future impacts can be expected when
23 global warming is limited to 1.5°C rather than 2°C (see Chapter 3, Section 3.4). Yet, limited literature exists
24 that assesses such avoided impacts regarding poverty eradication, inequalities, and equities. There is *high*
25 *confidence* that limiting warming to 1.5°C would reduce the risks for unique and threatened ecosystems and
26 associated risks with extreme weather events from High to Moderate/High transition (O'Neill et al., 2017b)
27 (see also Chapter 3, Figure 3.17). This has implications for reducing risks on livelihoods, human, water, food
28 and ecosystem security (O'Neill et al., 2017b).
29

30 For instance, risks for food, water, and ecosystem security particularly in subtropical regions such as Central
31 America, and countries such as South Africa and Australia can be reduced in 1.5°C compared to higher risks
32 posed at 2°C (Schleussner et al., 2016). There is *limited evidence* but *high agreement* that limiting
33 temperature warming below 1.5°C will significantly reduce the population exposed to poverty in African and
34 Asian countries (Byers et al.; Clements, 2009). For most of the African countries, twelve million people
35 could be at risk from hunger at 1.5°C temperature warming compared to an additional 55 million people in
36 2°C warming scenario (Clements, 2009). In warming scenarios above 1.5°C Africa and Asia regions have
37 higher fractions of the global exposed and vulnerable population to poverty, ranging from 8 – 21% at 1.5°C
38 warming, to 29 – 54% at 3°C (Byers et al.).
39

40 Limiting warming to 1.5°C will reduce the total population exposed to droughts and heat waves from 455
41 million people at 1.5°C to 781 million people at 2°C, mainly in subtropical and tropical regions to more than
42 one extreme drought event per year (Lange et al. submitted). Specifically, it will reduce the number of people
43 in India and Australia exposed to heat waves by half relative to ~ 3 – 4°C in RCP8.5 by the mid-21st
44 century (Mishra et al. 2017; King et al. 2017; Lange et al. submitted). For instance, in Mexico City, limiting
45 the global temperature at 1.5°C will lead to reduced precipitation decline compared to 2°C reducing crop
46 failures (Sosa-Rodriguez, 2014) and in the Northwest of USA, an increase in drier summers can be avoided
47 by limiting the temperature target of 1.5°C (Karmalkar et al., 2017).
48

49 There is *high confidence* that maintaining levels of global warming at 1.5°C will reduce coral reefs mortality
50 and safeguard livelihoods with some limited potential for adaptation at the lower warming level (Tschakert,
51 2015; O'Neill et al., 2017b; Reyer et al., 2017b; Magrin et al., 2014; Nurse et al., 2014; Hoegh-Guldberg et
52 al., 2014; Schleussner et al., 2016) (see Chapter 3, Box 3.6). Specifically, 1.5°C limiting in temperature will
53 reduce by 40% the exposure of coral reefs in the coast of Guyana, Suriname, and French Guiana to annual
54 bleaching events until 2050 (in comparison to 2°C of warming) with implications for subsistence fisheries,
55 tourism and protection from coastal storm surges (Reyer et al., 2017a).

Another way of assessing avoided impacts between 2°C and 1.5°C is to use, as a proxy, the AR5 WGII risk tables that were based on expert judgment. These tables suggest near-term (2030–2049) risks roughly comparable to those expected under 1.5°C warming by the end of the century compared to long-term (2080–2100) risks associated with 2°C warming. Figure 5.2 shows three examples representing the range of avoided impacts relevant for poverty and inequality, with and without adaptation. For some areas (Figure 5.2a), the lower temperature target could result in risks reduced from very high (without adaptation) and high (with adaptation) under 2°C to low (with adaptation) under 1.5°C. For other areas (Figure 5.2c), no or very limited adaptation potential is anticipated, with the same negative impacts expected for both 1.5°C and 2°C (Figure 5.2c). The risk for other negative impacts to occur are projected to be medium under 2°C with further potential for reduction, especially with adaptation, to very low levels (Figure 5.2b). Context – and place – specific projections for the lives of poor and disadvantaged populations are not possible from these risk assessments.

[INSERT FIGURE 5.2 HERE]

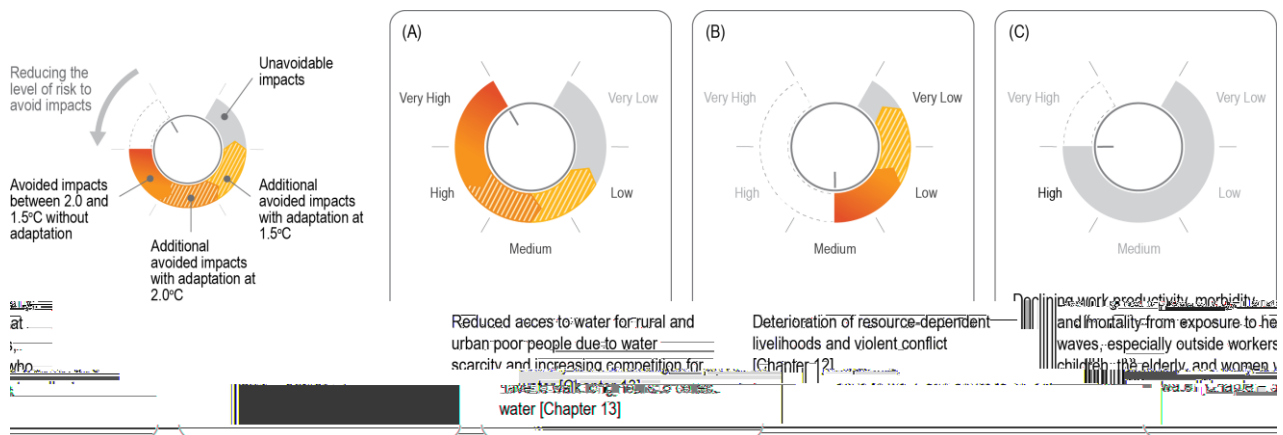


Figure 5.2: Reduced risk levels due to avoided impacts between 2°C and 1.5°C warming (in solid red-orange), additional avoided impacts with adaptation under 2°C (striped orange) and under 1.5°C (striped yellow), and unavoidable impacts with no or very limited potential for adaptation (grey), extracted from the AR5 WGII risk tables (Field et al., 2014, and underlying chapters). Risk levels for people and livelihoods associated with each of the two global warming levels range from very high to very low, with the potential for risk reduction through adaptation in addition to adaptation currently in place (expert judgement). The three examples (A-C, from left to right) illustrate the approximated range of possible avoided impacts (AR5 WGII chapter numbers in parenthesis).

5.2.4 Risks from 1.5°C Global Warming and the Sustainable Development Goals

Highlighting such fine-grained risks and avoided impacts, even if difficult to quantify, is important because it draws attention to the dynamics under which these risks undermine human capabilities and limit people’s options to live dignified lives (Klinsky et al., 2017b), exacerbate inequalities, inhibit adaptive capacities and action, and ultimately curtail the potential for well-being and sustainable development (Section 5.5 and 5.6). Additional and avoided risks can be further exacerbated by negative impacts from adaptation and mitigation response options, especially when they disproportionately affect already disadvantaged populations (Section 5.4.2), hence constituting possibly double and triple injustices and losses (Section 5.5). As example, for health, there is no ‘safe limit’, as current impacts and risks from climate change and variability were already unacceptable, affecting people’s health significantly and inequitably (Ebi and Bowen, 2016; Tschakert, 2015).

Global warming of 1.5°C compared to 2°C by the end of the century is expected to provide better chances to achieve the SDGs by 2030, with higher potentials to eradicate poverty, reduce inequality, and foster equity. Yet, the literature supporting this expectation remains scarce with the different timelines further

1 compounding the challenge of meaningful conclusions. Projections for $\leq 2^{\circ}\text{C}$ (equivalent to RCPs 2.6 and
2 4.5) and $2.6\text{--}4.8^{\circ}\text{C}$ (equivalent to RCP 8.5) suggest very low to low risk of failure for the former compared
3 to very high risk of failure for the latter in terms of achieving SDG 1 (poverty), with poverty levels 80–140%
4 lower for Asia and sub-Saharan Africa, as well as for SDGs 3 (health), 5 (gender equality), 6 (water and
5 sanitation), and 10 (inequality), although there will be differences between countries (Ansuategi et al., 2015).
6 In addition to direct implications, links between the individuals SDGs, particularly #1, 3, 5, and 10, indicate
7 that delayed or diminished progress in one or several of the underlying targets also results in lower food
8 security (OECD 2016) and hence further threats to human capabilities and well-being.

11 5.3 Climate Adaptation and Sustainable Development

12
13 Adaptation will be important in a 1.5°C warmer world since substantial impacts will be felt in various
14 regions, human and natural systems (see Chapter 3, Section 3.3) (*robust evidence, high agreement*). Climate
15 adaptation is the process of adjusting to actual or expected climate change (Agard et al., 2014) and
16 adaptation options include structural, institutional, and social responses. Effective adaptation depends on the
17 adaptive capacity of individuals and institutions including their ability to adjust to damage, seize
18 opportunities and respond to consequences (Agard et al., 2014). Planning and policy implementation for
19 adaptation includes enabling institutional action and financial investment (Betzold and Weiler, 2017; Sonwa
20 et al., 2017; Sovacool et al., 2017b). Adaptation measures and options include structural and physical
21 adaptations (coastal protection, water storage, plant breeding, transport and urban infrastructure, and
22 ecosystem management), social adaptations (education, information, migration, social safety nets), and
23 governance and institutional adaptations (insurance, land use regulation, water management, legal
24 institutions and planning (see Chapter 4 and Table 14.1 in the WGII AR5 (Jha et al., 2017b; Maguire and
25 McGee, 2017; Noble et al., 2014). Although engineering and technological measures currently dominate
26 adaptation efforts, ecosystem-based, community-based, and institutional and social approaches are
27 increasing (Chong, 2014; Munang et al., 2014; Reid, 2016).

28
29 This section investigates the interrelationships between adaptation response options and advancing
30 sustainable development. Adaptation and development are to be best understood as having a two-way
31 relationship. On the one hand, adaptation can assist in meeting long-term development goals (Klein et al.,
32 2014). On the other hand, development affects the adaptive capacity of social and natural systems to cope
33 with the negative impacts of climate change while reducing poverty and improving well-being (Castellanos-
34 Navarrete and Jansen, 2015; Lee et al., 2014). This section assesses how prioritizing sustainable
35 development enhances or impedes climate adaptation efforts (Section 5.3.1), and how climate adaptation
36 measures create synergies and trade-offs with sustainable development and the SDGs, including poverty
37 eradication and reducing inequalities (Section 5.3.2). Subsequently, the section discusses the sustainable
38 development implications of adaptation pathways towards a 1.5°C warmer world (Section 5.3.3).

41 5.3.1 Sustainable Development in Support of Climate Adaptation

42
43 Making sustainable development a priority, and meeting the 2030 SDGs, is mostly consistent with efforts to
44 adapt to climate change. Other international programs for sustainable development such as the UN Sendai
45 Framework for Disaster Risk Reduction and the New Urban Agenda of UN Habitat highlight the importance
46 of risk reduction and equitable, inclusive, and accountable approaches that are consistent with reducing
47 climate vulnerabilities and adapting to climate change (Kelman, 2017; Roberts et al., 2015; Satterthwaite,
48 2017; Schlosberg et al., 2017).

49
50 Multiple lines of evidence confirm that sustainable development significantly influences vulnerability and
51 adaptive capacity (Ayers et al., 2014; Forsyth, 2013; Reed et al., 2015). The process of development is more
52 effective in supporting adaptive capacities if it considers not only major vulnerabilities and priority activities
53 (hazard-based approaches) *per se*, but also the root causes of vulnerability, including insufficient
54 information, social or institutional capacity, finance, or technology (Abel et al., 2016; Colloff et al., 2017;
55 Mapfumo et al., 2017; Noble et al., 2014). Transformative adaptation, defined as ‘adaptation that changes the

1 fundamental attributes of a system in response to climate and its effects' (IPCC 2014d: *ref*) has the potential
2 to be strongly impacted by the type of development pursued. Four significant dimensions by which
3 sustainable development can lead to effective adaptation, transformative and incremental, are discussed
4 below.

5
6 Firstly, the literature suggests that sustainable development will enable transformative adaptation when
7 attention is paid to reducing poverty and promoting equity, social justice and fairness in climate adaptation
8 decision making, rather than addressing current vulnerabilities as stand-alone climate problems (Antwi-
9 Agyei et al., 2017b; Arthurson and Baum, 2015; Mathur et al., 2014a; Shackleton et al., 2015a). The
10 overarching development goals of zero poverty, good health, and gender equality contribute to reducing
11 climate vulnerabilities associated with low incomes, poor health, or gender differentials (Blau, 2017; Lemos
12 et al., 2016).

13
14 Ending poverty in its multiple dimensions (SDG1) is a highly effective form of climate adaptation
15 (Hallegatte and Rozenberg, 2017; Leichenko and Silva, 2014) with poor countries having less ability to
16 adapt than richer countries (Fankhauser and McDermott, 2014). Addressing income inequality and poverty is
17 a key precursor to reducing vulnerability in urban municipalities (Colenbrander et al., 2017; Rasch, 2017) and
18 in agrarian communities (Eriksen and O'Brien, 2007; Hashemi et al., 2017). However, reducing poverty
19 alone is not enough and complementary measures are needed to ensure that increased household wealth is
20 channelled into risk reduction and risk management strategies enhancing adaptive capacities (Nelson et al.,
21 2016).

22
23 Secondly, participation by local people is most effective for enabling effective adaptation when it addresses
24 the wider socioeconomic and cultural processes that inhibit inclusive and equitable decision making
25 (McCubbin et al., 2015; Nyantakyi-Frimpong and Bezner-Kerr, 2015). Sustainable development can also
26 advance local participation in multi-scale planning strategies (Toole et al., 2016). It is particularly effective
27 in advancing public engagement in planning when it is associated with peace building (Gupta and Arts,
28 2017b; Holden et al., 2016). The incorporation of local indigenous knowledge about, for example, weather,
29 farming or seed resources, into decision making can also facilitate and significantly strengthen adaptive
30 capacity (Nkomwa et al., 2014; Orlove et al., 2010; Slegers, 2008; Sutcliffe et al., 2016). Recent analyses of
31 behaviour amongst high consumers in China (Wang, 2017), Finland (Ala-Mantila et al., 2016), the United
32 Kingdom (Butler et al., 2016a) and the United States (Dickinson et al., 2016) highlight the complex way in
33 which motivations, values and social norms, together with household structures, opportunities to participate
34 in new practices and household incomes, reinforce, undermine or lock-in behaviours that strengthen climate
35 adaptation over the short-, medium- and long-term (Dilling et al., 2015).

36
37 Thirdly, development is effective in promoting transformative adaptation when it addresses existing social
38 exclusion and social inequalities (see also Section 5.6.2 and Section 5.6.4 for a discussion on equity and
39 justice as enabling conditions for achieving climate resilient development pathways). Several goals for
40 sustainable development, including access to education, gender equality and partnership, support values and
41 behaviors that promote transformative adaptation (Fazey et al., 2017; O'Brien, 2016; O'Brien et al., 2015).
42 For example, SDG 5 on gender equality and empowering women supports climate adaptation measures that
43 include women's input, seek to reduce women's vulnerabilities and ensure that women benefit from
44 adaptation actions (Bhattarai et al., 2015; Cohen, 2017; Mbow et al., 2015; Nilsson et al., 2016; Pearse,
45 2016; Van Aelst and Holvoet, 2016). This includes addressing the loss of women's rights to lands, as shown,
46 for instance, in the case of women and migrant farmers in Ghana (Antwi-Agyei et al., 2015). Gender is
47 particularly important given the disproportionate risk burden in climate adaptation which women and
48 children continue to bear (Cutter, 2016). New gender responsive national adaptation plans are being developed
49 (Cutter, 2016; Doze and Dekens, 2017) but knowledge gaps in gender and climate research remain (Schipper
50 et al., 2017). Emerging research suggests the Green Climate Fund may help bridge this gap (Ihalainen et al.,
51 2017). SDG 4 seeks inclusiveness and equality in access to education. Highly educated individuals and
52 societies have better preparedness and responses to disasters, suffer less negative impacts, and are able to
53 recover faster (Frankenberg et al., 2013; Samir, 2013; Sharma et al., 2013). Investment in universal primary
54 and secondary education levels around the world, and improving literacy is, therefore, an effective strategy
55 for transforming and significantly strengthening adaptive capacities (Antwi-Agyei et al., 2012; Muttarak and

1 Lutz, 2014; Santos et al., 2016; Striessnig et al., 2013; Striessnig and Loichinger, 2015). Investment in equal
2 and inclusive skills and increased access to finance can also reduce vulnerability to climate change (Bowen
3 et al., 2012) as envisioned in SGD17 which seeks strong partnerships. For example, partnerships for climate
4 finance alongside carbon taxation have been identified in the emerging literature as strategies to reduce
5 inequalities (SDG 10) and advance climate mitigation and adaptation (Chancel and Picketty, 2015). Local and
6 national institutions for adaptation can be supported through the strong institutions sought under SDG 16
7 (Agrawal, 2010; Mubaya and Mafongoya, 2017). The role of institutions (SDG 16) and financial
8 partnerships (SDG 17) is also key for diffusion of technological innovation and building resilience for
9 example in agriculture (Chhetri et al., 2012; Halonen et al., 2017; Nhamo, 2016).

10
11 Fourth and finally, concrete actions on specific development goals are supportive of enhanced adaptive
12 capacities. For example, SDG 11 seeks resilient and sustainable cities and settlements and is particularly
13 important for the achievement of effective adaptation (Satterthwaite, 2017). The SDG targets of reducing
14 disaster losses in cities and of increasing the number of cities implementing policies for climate adaptation
15 are directly supportive of climate adaptation (Depietri and McPhearson, 2017; Klopp and Petretta, 2017;
16 Parnell, 2017). Significant pressures on resource use and consumption created by rapid urbanisation can also
17 outpace adaptive capacity if adaptation is based on an incremental vision (Bren d'Amour et al., 2016; Doll
18 and Puppim de Oliveira, 2017; Thorne et al., 2017), for instance, in the case of rapid concentration of
19 populations in dense urban areas exposed to floods (Neumann et al., 2015; Zougmore et al., 2016; Kelman,
20 2017). Ensuring water and sanitation for all (the goal of SDG 6) has strong synergies with climate
21 adaptations that seek to increase water and health security. Developing reliable sources for safe drinking
22 water is an important option for adapting households to drought, as are increases in water-use efficiency and
23 cooperation in the management of transboundary water resources (Bhaduri et al., 2016; Olmstead, 2014;
24 Rasul and Sharma, 2016a; Rouillard et al., 2014). Appropriate water management is crucial for ensuring
25 water resource quantity and quality, and for tackling increase in urban wastewater production from
26 population outburst and extreme weather conditions (Kumar et al., 2017; Ware, 2016; Zouboulis and Tolkou,
27 2015). For instance, wastewater reuse will be necessary as part of climate change adaptation measure
28 (Hiremath et al., 2016; Trinh et al., 2013; Valipour and Singh, 2016). In water-stressed countries and in
29 countries vulnerable to water-borne diseases, ensuring access to adequate and safe water is critical for health
30 sector adaptation (Dasgupta, 2016; Ebi, 2016). SDG 2, which seeks zero hunger, has targets that include
31 increasing agricultural productivity and incomes, implementing resilient agricultural practices, and
32 maintaining genetic diversity – all strategies that are also those for adapting agricultural and food systems to
33 climate change (Lipper et al., 2014). SDG3 for good health and well-being sets out to reduce maternal and
34 infant mortality, reduce infectious disease, provide health cover, and increase health finance – also consistent
35 with adaptation strategies to reduce the impacts of climate on health.

36
37 Reducing climate vulnerability through adaptation is mostly consistent with achieving sustainable
38 development in general, and the SDGs specifically (*medium evidence, high agreement*). Amongst available
39 mechanisms, those that preserve and ensure livelihood security are most effective for designing adaptation
40 strategies that lead to achievement of the SDGs. This holds true for climate-change affected communities but
41 also more broadly (*medium evidence, high agreement*). Transformative and context-specific adaptation, takes
42 into consideration root socio-economic and cultural causes of vulnerability, including poverty and existing
43 inequalities, and local specificities, including indigenous knowledge (*medium evidence, high agreement*).
44 This constitutes an adaptation pathway that facilitates achievement of the SDGs in a 1.5°C warmer world
45 (*medium evidence, high agreement*).

46 47 48 **5.3.2 Synergies and Trade-offs between Adaptation Response Options and Sustainable Development**

49
50 There are synergies and trade-offs between the dual goal of keeping temperatures below 1.5°C global
51 warming and achieving sustainable development, in the short and the long term. The extent of synergies
52 between development and adaptation goals will vary by the development process adopted for a particular
53 SDG (*medium evidence, high agreement*). This section focuses on the implications of adaptation response
54 options for sustainable development. It highlights synergies and trade-offs between adaptation and
55 sustainable development for some key sectors and approaches to adaptation (see Figure SPM 2 and Table 1

1 in WGII AR5 for details on the relevance of the risks arising in these sectors for different regions in the
2 world). An assessment of evidence and agreement on these indicates that the impacts of adaptation measures
3 on sustainable development, poverty alleviation, and equity in general, and the SDGs specifically, are
4 expected to be largely positive, given that the inherent purpose of adaptation is to lower risks. Converging
5 examples show that well integrated adaptation supports sustainable development (Adam, 2015; Aggarwal,
6 2013; Eakin et al., 2014; Smucker et al., 2015; Weisser et al., 2014). However, there are also trade-offs
7 between adaptation measures and sustainable development across many adaptation measures. Most robust
8 evidence of positive synergies stems from the agricultural and health sectors, and from ecosystem-based and
9 cultural-based adaptation particularly among indigenous peoples.

10 *Agricultural adaptation:* In the agricultural sector, the most direct synergy is between SDG2 (eliminating
11 hunger) and adaptation in cropping, livestock and food systems designed to maintain or increase production
12 and SDG2 (eliminating hunger) (Rockström et al., 2017; Lipper et al., 2014; Neufeldt et al., 2013). Evidence
13 indicates that farmers with adaptation strategies have higher food security levels and experience lower levels
14 of poverty (Ali and Erenstein, 2017). Vermeulen et al. (2016) report strongly positive returns on investment
15 across the world from agricultural adaptation with side benefits for environment and economic well-being.
16 Well adapted agricultural systems contribute to safe drinking water, health, biodiversity and equity goals
17 (DeClerck et al., 2016; Myers et al., 2017). Similar synergies were observed for water resources adaptation,
18 specifically SDG6 on clean water and when attention is paid to local needs and governance (Bhaduri et al.,
19 2016; Schoeman et al., 2014). Insurance and climate services are additional options that suggest synergies in
20 terms of protecting incomes and livelihoods (Carter et al., 2016; Linnerooth-Bayer and Hochrainer-Stigler,
21 2015; Lourenço et al., 2015). Climate-smart agriculture (CSA) is a systematic approach to agricultural
22 development intended to address synergies between food security and climate change adaptation and
23 mitigation spanning from field management to national policy (see also Section 5.3.2, Section 5.4.2 and
24 Section 5.5.2). While some scholars see CSA as an excellent option for adaptation, others are concerned that
25 climate-smart agriculture is biased to technological solutions and may not be gender sensitive (Altieri and
26 Nicholls, 2017; Lipper et al., 2014).

27 Agricultural response options increase risk for health, oceans, and access to water if fertiliser and pesticides
28 are used without regulation or irrigation competes for water (Campbell et al., 2016; Lobell and Tebaldi,
29 2014; Shackleton et al., 2015a). Expanding farm land can have negative effects on biodiversity and on
30 bioenergy production. Other adaptations such as crop insurance and climate services tend to overlook the
31 poor and thereby increase inequality (Carr and Onzere, 2016; Carr and Owusu-Daaku, 2015; Dinku et al.,
32 2014; Georgeson et al., 2017a). For example, agricultural insurance, can have ‘maladaptive’ outcomes.
33 Although there is mixed evidence in the literature on whether insurance increases or decreases fertiliser and
34 pesticide use, but in the cases where it does increase the usage of such agrochemical inputs, it has negative
35 effects on ground water (SDG 6), biodiversity SDG 15 and human health (SDG 3) under certain conditions
36 (Müller, Johnson, & Kreuer, 2017).

37
38 Changes in cropping patterns and timing may increase workloads, especially for women, and changes in crop
39 mix can result in loss of income or culturally appropriate food (Bryan et al., 2017; Carr and Thompson,
40 2014; Thompson-Hall et al., 2016). Cradle-to-grave evaluations help delineate trade-offs and
41 complementarities between agricultural yields, biodiversity protection, and human nutrition (Kanter et al.,
42 2016). Transformational agricultural adaptation requires careful interactions with broader political and
43 cultural environments as costs and benefits can extend far beyond the local farm system (Rickards and
44 Howden, 2012).

45
46 *Health adaptation:* Adaptation responses in the health sector will reduce morbidity and mortality in countries
47 at all stages of development (Arbuthnott et al., 2016; Ebi and Del Barrio, 2017). Early warning systems help
48 lower injuries, illnesses, and deaths during heat waves and other extreme and weather events and during
49 outbreaks of infectious diseases, with positive impacts for SDG3 (good health and well-being) and SDG13
50 (climate action). Better institutions for sharing information, additional indicators for detecting climate
51 sensitive diseases, improved provision of basic health care services and coordination with other sectors also
52 improve risk management, thus reducing adverse health outcomes (Dasgupta et al., 2016; Dovie et al., 2017).

1 In the health sector, trade-offs occur when, for example, increased use air conditioning to enhance resilience
2 to heat stress leads to higher energy consumption and, depending on the energy source, higher greenhouse
3 gas emissions (Petkova et al., 2017). This is a direct negative implication for SDG13. Adaptation responses
4 in one sector can lead to negative impacts in another sector. An example is the creation of urban wetlands
5 through flood control measures which can breed mosquitoes, adversely affecting SDG3 (Smith et al., 2014a;
6 Woodward et al., 2011).

7 However, not all adaptation options produce just synergies, or trade-offs. In reality, two-way relationships
8 are common, as in public health. On the one hand, effective adaptation measures for the near-term, in
9 situations where basic needs are yet to be met, or resources are scarce, are programs that implement basic
10 public health measures (Dasgupta, 2016; Hess et al., 2012; Smith et al., 2014a). Adaptation needs are linked
11 with existing deficits in health systems and there are many examples of where measures to reduce current
12 deficits are important for tackling future climate change impacts (Woodward et al., 2011). On the other hand,
13 specific and planned adaptation efforts are required in parallel for climatic events, such as recurrent flooding.
14 Such events can lead to erosion of household coping capacity over time (Webster and Jian, 2011), damage to
15 infrastructure, undermining of long-term adaptive capacity, and increases in cumulative risk (Tapsell et al.,
16 2002). In this case, more of the same is not sufficient.

17
18 *Ecosystem-based adaptation (EBA):* EBA includes ecological restoration (e.g., of wetlands and floodplains),
19 afforestation, fire management, and green infrastructure, and is found to yield mostly positive benefits for
20 sustainable development (Brink et al., 2016; Butt et al., 2016; Jones et al., 2012; Munang et al., 2013a; Ojea,
21 2015), although there are research and data gaps that make assessments difficult (Doswald et al., 2014). EBA
22 with mangrove restoration has reduced coastal vulnerability while protecting marine and terrestrial
23 ecosystems; river basin EBA has reduced flood risk and improved water quality; and wetland and mangrove
24 restoration has increased local food security (Chong, 2014; Munang et al., 2013b). EBA may be more cost
25 effective than other options, can be inclusive of local knowledge, and more easily accessed by the poor
26 (Daigneault et al., 2016; Estrella et al., 2016; Ojea, 2015). The AR5 noted biodiversity, hazard reduction, and
27 water protection co-benefits as well as economic benefits such as ecotourism through improving ecosystem
28 services. Because ecosystems themselves are sensitive to temperatures and sea level, a 1.5°C global
29 temperature increase, compared to 2°C or higher, is likely to enhance the success and reduce the costs of
30 EBA.

31
32 As EBA has become mainstreamed into adaptation, more evaluations of synergies and trade-offs with
33 sustainable development and agreements such as the Convention on Biological Diversity are available
34 (Conservation International, 2016; Huq et al., 2017; Morita and Matsumoto, 2015; Szabo et al., 2015).
35 Trade-offs include loss of other economic land use types and resource extraction, tensions between
36 biodiversity and adaptation priorities, lack of respect for local knowledge, and conflicts over governance
37 across scales and land rights (Mercer et al., 2012; Ojea, 2015; Wamsler et al., 2014). PES schemes that trade
38 social outcomes for market-based business models risk perpetuating inequality and injustice (e.g., Fairhead
39 et al., 2012; Muradian et al., 2013; Hahn et al., 2015; Calvet-Mir et al., 2015; Chan et al., 2017).

40
41 *Coastal adaptation:* Coastal adaptation to a range of global average temperatures and sea level rise has
42 strong synergies with sustainable development objectives. Recent work indicates that adaptation to sea-level
43 rise remains essential in coastal areas even under climate stabilization scenarios (1.5°C and 2°C) underlining
44 the promotion of long-term adaptation and adaptation pathway approaches for coastal areas (Nicholls et al.
45 In Press). Adaptation options that include building resilient infrastructure such as coastal defences are
46 consistent with the SDGs on resilient infrastructure and sustainable cities as well as the Sendai framework
47 for disaster risk reduction. Such so called ‘hard’ adaptation options may involve trade-offs when they have
48 high costs and divert resources from other development priorities or if they impact on coastal ecosystems.
49 Coastal adaptation options that are based on restoring ecosystems such as mangrove forests are more
50 consistent with goals for life on land and in oceans (SDG 14) and can increase food security in sheltering
51 fisheries. Coastal adaptation that involves land use control or relocation of coastal communities may be more
52 or less consistent with development goals depending on whether decisions are participatory and the new
53 settlements are designed for equity and sustainability (Chow, 2017; Dulal et al., 2009; Fletcher et al., 2016;
54 Gibbs, 2016; Jobbins et al., 2013; Paprocki and Huq, 2017; Serrao-Neumann et al., 2014; Szabo et al., 2015;

1 Voorn et al., 2017).

2
3 *Community-based adaptation:* Community-based adaptation involves local people in a participatory and
4 collaborative manner through the merging of scientific and local knowledge to improve resilience and ensure
5 sustainability of adaptation plans (Fernandes-Jesus et al., 2017; Ford et al., 2016; Grantham and Rudd, 2017;
6 Gustafson et al., 2016, 2017). However, community based adaptation has also been criticised for not always
7 representing vulnerable people fairly or for failing to build long-term social resilience (Ensor, 2016; Forsyth,
8 2013; Taylor Aiken et al., 2017). Evidence from climate change-affected communities indicates that
9 community based adaptation provides benefits by increasing local adaptive capacity in order to improve
10 livelihood assets and security as well as addressing inequalities, gender biases, at the local level, in providing
11 synergies with SDG 5 and SDG10 (Vardakoulis and Nicholles, 2014). Still, challenges of such adaptation
12 are observed in mainstreaming into national and local planning, upholding principles of equity, justice and
13 ensuring access to information that is fair for all, in a manner that enhances SDG 5 (gender equality), SDG10
14 (reducing inequality), SDG 16 (peace, justice and strong institutions) (Archer et al., 2014; Cutter, 2016; Kim
15 et al., 2017; Reid and Huq, 2014).

16
17 Community based adaptation that is grounded on community values, coping strategies and decision-making
18 structures cannot work in isolation at the community level since factors beyond the control of the community
19 scale, such as governance and policy context, affect their vulnerability to climate change (Reid, 2016; Jeans
20 et al., 2014; Tschakert et al., 2016). Adaptation responses induced by climate change interventions, such as
21 global expansion of biofuels, where land is diverted from subsistence to commercial use due to nationally
22 driven policies, could also have adverse negative impacts on achieving SDG10 (reducing inequality), for the
23 local, indigenous as well as vulnerable groups, arising from the resultant dispossession of land, which affects
24 their overall well-being physically, socially and culturally (Chambwera et al.; Dasgupta et al., 2014;
25 Lunstrum et al., 2015). Other examples observed, moving the flood defenses inland as part of a managed
26 realignment project resulted in taking agricultural land out of production, in which will affect farmers'
27 livelihoods (Van de Noort, 2013). Focus on protection strategies in responding to coastal issues (i.e., dykes)
28 lead to path dependencies and reduce local adaptive capacity for self-determinism in adaptation processes
29 (Smith et al., 2013b).

30
31 *Traditional knowledge-based adaptation:* Long standing traditional knowledge systems have enabled
32 indigenous people to sustain themselves against environmental change and uncertainty through generations
33 (Armitage, 2015; Apgar et al., 2015; Whyte, 2015; Ford et al., 2016; Cobbinah and Anane, 2016; CTKW,
34 2015; Ani, 2013) (see also Chapter 4, Cross-Chapter Box 4.3). Building resilience through traditional
35 knowledge and social cohesion enhances SDG2 (eliminating hunger), SDG6 (clean water and sanitation) and
36 SDG10 (reduced inequalities), with evidence from initiatives that are community initiated and/or draw upon
37 community knowledge or resources (Ayers et al., 2014; Berner et al., 2016; Chief et al., 2016; Chishakwe et
38 al., 2012; Lasage et al., 2015; Murtinho, 2016; Regmi and Star, 2015; Reid, 2016). However, traditional
39 knowledge is diminishing due to displacement and relocation of indigenous communities (Ensor, 2016;
40 Maldonado et al., 2013; Villamizar et al., 2017; Warner, 2015; Williams and Hardison, 2013), thus multiple
41 forms of knowledge should be incorporated to complement adaptation processes in achieving sustainable
42 development (Ani, 2013; Aatur Rahman and Rahman, 2015; Enqvist et al., 2016; Tengö et al., 2014). The
43 resilience of traditional knowledge is also threatened by a history of exploitation, a lack of recognition and
44 respect for indigenous people values and rights, and a lack of safeguards for the control and proper use of
45 their knowledge (Ensor, 2016; Villamizar et al., 2017; Williams and Hardison, 2013).

46
47 *Migration as adaptation:* Empirical evidence indicates that decisions about migration are inextricably linked
48 to a host of socio-economic, political and institutional conditions (see for instance Waldinger and
49 Frankhauser, 2015), including job availability, skill and educational levels, environmental changes, climate
50 and health hazards (Suckall et al., 2017). However, the extent to which it succeeds as an adaptation option
51 depends also on several factors, including prevailing differentials in income and socio-economic status and
52 access to information among migrants. Temporary migration is a centuries old strategy for adapting to
53 extreme events amongst pastoralists and seasonal agricultural workers (Keshri and Bhagat, 2013). Many
54 climate change-affected communities have already been using migration as a means to adapt to and
55 withstand the challenges to their livelihoods and security (Jha et al., 2017a; Marsh, 2015) and its success lies

1 in having appropriate adaptation measures in destination areas and strengthening existing protections for all
2 migrants (Entzinger and Scholten, 2016; McNamara, 2015). There are sustainable development impacts in
3 both the sending and receiving regions when migration is used as an adaptation option (Fatima et al., 2014).
4 For example, those left behind may be vulnerable women and the elderly without sustainable livelihoods and
5 migration can be culturally disruptive (Islam and Shamsuddoha, 2017; Wilkinson et al., 2016). When
6 migrants end up in refugee camps, they may experience poor health and hunger and may increase pressure
7 on water and energy resources at their destination (McMichael, 2015; Patrozou, 2015).

8
9 *Payment for ecosystem services (PES)*, is an innovative means of facilitating adaptation and has been
10 increasingly advocated for ecosystem based adaptation in particular. It provides incentives to land owners
11 and natural resource managers to preserve environmental services and, when designed with a pro-poor focus,
12 contributes to poverty reduction and livelihood security. Evidence from Costa Rica, with first experiences
13 going back to the 1990s, indicates neutral or positive impacts on livelihood outcomes (Arriagada et al., 2015;
14 Locatelli et al., 2008) and rates of deforestation (Arriagada et al., 2012; Sánchez-Azofeifa et al., 2007).
15 Similar dual synergies have been reported for Brazil (see Section 5.6.3) and programs in other countries,
16 although evidence of coupled adaptation-mitigation benefits remains scarce (Samii et al. 2014; Börner et al.
17 2016). Higher synergies are achieved when there is local participation in the design, implementation and
18 monitoring of PES programs (Wegner, 2016) and when they are user-financed (voluntary) and locally-
19 targeted and monitored (Wunder et al., 2008).

20
21 There is robust evidence of the potential for synergy between adaptation responses and several SDGs, such
22 as poverty reduction, elimination of hunger, clean water, and health (*robust evidence, high agreement*).
23 However, negative outcomes (or trade-offs) can also potentially occur across sectors either in the form of
24 maladaptation or adverse consequences of particular development or adaptation strategies (*medium evidence,*
25 *high agreement*). Examples of such instances include conservation of biodiversity and agricultural
26 expansion, resilience to heat stress and energy consumption, land rights and biofuel programs, high cost
27 adaptation options in resource constrained situations. More research is required to understand how trade-offs
28 and synergies will intensify or reduce, differentially across geographic regions and time, under a 1.5°C world
29 as compared to higher temperatures.

30 31 32 **5.3.3 Sustainable Development Implications of Adaptation Pathways toward a 1.5°C Warmer World**

33
34 In a 1.5°C warmer world, adaptation response options will need to be intensified, accelerated, and scaled up.
35 To ensure desirable outcomes for sustainable development and achieving the SDGs, above all eradicating
36 poverty and reducing vulnerabilities and inequalities, the long-term goal will be to enhance known synergies
37 and minimise negative impacts. This entails not only the right ‘mix’ of options (asking ‘right for whom and
38 for what?’) but also a forward-looking and dynamic understanding of adaptation pathways (see Chapter 1,
39 Section 1.2.4, Box 1.2), best understood as decision-making processes over sets of potential action
40 sequenced over time (Câmpeanu and Fazey, 2014; Wise et al., 2014). This challenge is compounded by the
41 fact that responses to change, that is, adapting to the local realities of a 1.5°C global warming, create new
42 and unknown conditions. Hence, multiple and often interrelated pathways become possible, at different
43 scales and for different groups of people. Choices between possible pathways are shaped by uneven power
44 structures and historical legacies and, in turn, create further change and the need for more or different
45 responses (Fazey et al., 2016; Lin et al., 2017; Murphy et al., 2017; Bosomworth et al., 2017).

46
47 Pursuing a pathway approach to place-specific adaptation harbors the potential for significant positive
48 outcomes, with synergies for well-being and dignified lives, and to ‘leap-frog the SDGs’ through inclusive
49 adaptation planning (Butler et al., 2016b), in countries at all levels of development (*medium evidence, high*
50 *agreement*). It allows for identifying socially-salient and place-specific tipping points before they are
51 crossed, based on what people value and trade-offs that are acceptable to them (Barnett et al., 2014, 2016b;
52 Gorddard et al., 2016a; Tschakert et al., 2017), sometimes contesting best science predictions and state
53 adaptation responses (Fincher et al., 2014; Fazey et al., 2016; Murphy et al., 2017). Yet, emerging evidence
54 also suggests significant and often hidden trade-offs that reinforce rather than reduce existing social
55 inequalities and hence may lead to poverty traps (Barnett et al., 2016; Nagoda, 2015; Godfrey-Wood and

1 Naess, 2016; Pelling et al., 2016; Butler et al., 2016b; Murphy et al., 2017) (*medium evidence, high*
2 *agreement*).

3
4 Dominant or normative pathways tend to validate the practices, visions, and values of existing governance
5 regimes and the more privileged members of a community, given their assets and long-standing power
6 positions, while devaluing those of less well-off households, different ethnic groups, and other
7 disenfranchised stakeholders, thereby exacerbating inequalities and pushing the most vulnerable toward
8 lock-in situations with less and less capacity to navigate change, as shown in case studies from Romania, the
9 Solomon Islands, and Australia (Fazey et al., 2016; Davies et al., 2014; Bosomworth et al., 2017). Tensions
10 between values and worldviews that influence adaptation pathway decisions, for instance individual
11 economic gains and prosperity versus community cohesion and solidarity, further erode collective adaptive
12 action; moreover, innovative actions that deviate from the dominant path are discouraged (Fazey et al., 2016;
13 Davies et al., 2014; Bosomworth et al., 2017). In the city of London, UK, the dominant adaptation and
14 disaster risk management pathway adopts a discourse of resilience, albeit one embedded in national austerity
15 measures; it increasingly emphasises self-reliance which, given the city's rising inequalities, intensifies the
16 burden on low-income citizens and marginal populations such as the elderly and migrants and others who are
17 unable to afford flood insurance or protect themselves against heat waves (Pelling et al., 2016). A climate
18 adaptation and development pathway that enables subsistence farmers in the Bolivian Altiplano to become
19 world-leading quinoa producers has led to reduced exposure and vulnerabilities and increased community
20 resilience, but it has also triggered a series of new threats; these range from loss of ecosystem services to loss
21 of social cohesion and traditional values to social exclusion and dispossession (Chelleri et al., 2016). A
22 narrow view of decision making, for example focused on technical feasibility and cost-benefit analyses,
23 tends to crowd out more participatory and inclusive processes that foreground collective learning and wider
24 consultation (Lawrence and Haasnoot, 2017; Lin et al., 2017) and obscure contested values and power
25 asymmetries in governance (Bosomworth et al., 2017).

26
27 A situated and context-specific understanding of place that brings to the fore multiple knowledges, values,
28 and contested politics helps to overcome dominant path dependencies, challenge scientific options detached
29 from place, and advance joint place making (Murphy et al., 2017; Wyborn et al., 2015). These insights
30 suggest that win-win outcomes, even via socially-inclusive adaptation pathway approaches to plan and
31 prepare for 1.5°C global warming and higher local warming, will be exceedingly difficult to achieve without
32 a commitment to inclusiveness, place-specific trade-off deliberations, redistributive measures, and
33 procedural justice mechanisms to facilitate equitable transformation while meeting the SDGs, particularly
34 poverty eradication and reducing inequalities (*medium evidence, high agreement*).

35 36 37 **5.4 Mitigation and Sustainable Development**

38
39 Mitigation response options and mitigation pathways are expected to have synergies and trade-offs for
40 sustainable development, poverty eradication, and inequalities, and the SDGs, across sectoral and regional
41 contexts. The literature assessed in this section, although each one of them does not always directly refer to
42 1.5°C, but writes about the mitigation options that are crucially needed to accelerate the reductions of
43 emission and to deepen them and are critical for 1.5°C pathways (see also Chapter 2, Section 2.3, and
44 Chapter 4, Section 4.3). Aligning mitigation actions to sustainable development objectives can ensure public
45 acceptance (IPCC, 2014c) since development can be an important motivation for pro-environmental change,
46 across diverse publics (Bain et al., 2016; Roy et al., 2016). Attention to development is particularly important
47 in the context of 1.5°C global warming as such an ambitious climate goal will require a radical shift from
48 business-as-usual development (Boucher et al., 2016; Griggs et al., 2013). Maximizing the synergies
49 between mitigation and sustainable development enables policy design for fast actions (Lechtenboehmer and
50 Knoop, 2017) and advance debate about ways and means to achieve just and fair approaches to achieving
51 the 1.5°C degree target, (Mary Robinson Foundation, 2015; Gupta and Arts, 2017; Holz et al., 2017;
52 Winkler et al., 2017, UNEP, 2017). Section 5.4.1 assesses such synergies and trade-offs between mitigation
53 options and sustainable development goals. It also presents how a sustainable development approach can
54 help in accelerating mitigation actions. Section 5.4.2 presents short assessment of what are the distributional
55 impacts of delayed mitigation actions. Section 5.4.3 presents sustainable development implications of 1.5°C

1 and 2°C mitigation pathways and the corrective measures that can strengthen synergies.

4 **5.4.1 Synergies and Trade offs between Mitigation Options and Sustainable Development**

6 Past IPCC assessment reports have examined mitigation strategies for specific sectors (energy supply,
7 industry, buildings, transport, and agriculture, forestry and land use (AFOLU)). In this section, the focus is
8 on comprehensive assessment of the interaction of diverse mitigation option categories for sustainable
9 development including dimensions of poverty and inequality. *There is very high agreement* in the literature
10 that pursuing stringent climate mitigation options generates multiple positive non-climate co-benefits that
11 have the potential of reducing costs of achieving several sustainable development dimensions (IPCC, 2014c;
12 Schaeffer et al., 2015b; Singh et al., 2010; Ürge-Vorsatz et al., 2014, 2016; von Stechow et al., 2015) (see
13 also Table 5.1 and Figure 5.3) and advancing multiple short-term targets under the SDGs. However, the
14 literature also suggests potential trade-offs (Table 5.1 and Figure 5.3). Understanding of this two way
15 interaction is key for selecting mitigation options that are not necessarily cost-effective from a narrow GHG
16 emission mitigation perspective, but maximise the synergies between mitigation and development (Delponte
17 et al., 2017; Hildingsson and Johansson, 2015; van Vuuren et al., 2017).

18 **5.4.1.1 Accelerating Efficiency in Resource Use**

20 *There is very high confidence* in the literature that accelerating energy efficiency improvement in all end use
21 energy demand sectors has strong synergies with large number of SDGs (Figure 5.3, Table 5.1). The
22 residential sector accounts for roughly one-third of total global final energy use (Lucon et al., 2014). A study
23 in Canada shows that efficient lighting, efficient furnaces, and high efficiency appliances can be achieved at
24 the lowest cost (Subramanyam et al., 2017). Accelerating energy efficiency improvement by removal of
25 local barriers (Lucon et al., 2014; Mata et al., under review) in buildings across various countries has
26 positive impacts on sustainable development and connects with large number of SDGs (Table 5.1, Figure
27 5.3). *There are robust evidence* that they generate health benefits, reduction in morbidity, cost savings, local
28 employment, food security, women empowerment, reduced school absences, improved appearance, thermal
29 comfort, pride in place and enhanced social status, improved indoor air quality, and energy savings, local
30 sourcing of materials (Berrueta et al., 2017; Cameron et al., 2015; Casillas and Kammen, 2012; Derbez et al.,
31 2014; Fay et al., 2015; Hallegatte et al., 2016a; Hirth and Ueckerdt, 2013; Kusumaningtyas and Aldrian,
32 2016; Liddell and Guiney, 2015; Maidment et al., 2014; McCollum et al., 2017; Scott et al., 2014; Sharpe et
33 al., 2015; Wells et al., 2015; Willand et al., 2015). The industrial sector generate synergies with all the
34 economic dimensions of sustainable developmental goals by accelerating energy efficiency improvements
35 through removal of barriers especially in many developing countries (Apeaning and Thollander, 2013;
36 Fishedick et al., 2014). It creates decent jobs, training of youths and technical and managerial skills, which
37 in turn help in sustaining the efficient manufacturing practice management, help in reducing poverty, lead to
38 water savings. Energy efficiency of tourism transport can help in reducing rising energy consumption and
39 emission from tourism transport (Shuxin et al., 2016).

41 There is *high agreement* in literature that to actualize the full potential of energy savings, the managing
42 rebound effect must be managed strategically (Altieri et al., 2016; Chakravarty and Tavoni, 2013; IPCC,
43 2014c; Karner et al., 2015; Zhang et al., 2015). Residing in energy efficient homes without adequate heating
44 and ventilation strategies to minimise indoor dampness, for example, may increase the risk of adult asthma
45 (Sharpe et al., 2015). In the extractive industries, water and energy efficiency targets are not always
46 synergistic. These efficiency targets need to be addressed in a strategic and integrated way over the next
47 decade to avoid industry level shortfalls (Nguyen et al., 2014).

48 **5.4.1.2 Behavioural Options**

50 Consumption perspective strengthens the environmental justice discourse while possibly increasing an
51 individualised environmental discourse (Hult and Larsson, 2016). Behavioural responses and right incentive
52 design help realising the full potential of intermittent renewable energy (Nyholm et al., 2016) and energy
53 efficiency improvements (Chakravarty and Roy, 2016). Complex interactions exist between resident

1 behaviours and the built environment. Building technology and occupant behaviours interact to affect home
2 energy consumption (Zhao et al., 2017). Echegaray (2016) discusses, based on urban sample survey in
3 Brazil, subjective preference for new products. Declaration of premature obsolescence for appliances act as
4 barrier to sustainability. Longer life for goods and services is important to reduce demand and industrial
5 emission (Fischedick et al., 2014). At the same time Liu et al. (2016b) suggest that there is need to go beyond
6 individualist and structuralist perspectives to analyse sustainable consumption. Inertia in the occupant
7 behaviour to change habits quickly sometimes cannot take advantage of more than 50% of energy efficiency
8 potential of an efficient building (Zhao et al., 2017).

9
10 There is high agreement in literature that synergies between efficiency improvement and changes in
11 behavioural responses in residential sector can help achieve multiple SDGs across all three dimensions of
12 sustainable development (Aydin et al., 2015; Berrueta et al., 2017; Cameron et al., 2016; Fay et al., 2015;
13 Hallegatte et al., 2016c; Ismailos and Touchie, 2017; Jakob and Steckel, 2014; Maidment et al., 2014;
14 McCollum et al., 2017; Scott et al., 2014) and also to large extent SDG 7 if rebound effect can be managed
15 appropriately. Behaviour to adjust thermostat help in energy saving, building survey and monitoring also
16 have positive impact (Song et al., 2016). Adoption behaviour of smart meters and smart grids which can
17 happen through community based social marketing, participatory behaviour change programmes and help in
18 reduction in peak demand, expansion of innovation and infrastructure for energy savings (Anda and
19 Temmen, 2014). Promoting low-emission options for households requires taking account of the cultural and
20 social needs of users, such as recognising that stoves often serve as a gathering point for families (Bielecki
21 and Wingenbach, 2014). It also depends upon the articulation of new technology diffusion with other
22 dimensions, like behaviour and lifestyle change (Jensen et al., 2016; Quam et al., 2017). Profound changes
23 in energy uses, like the ones required to take people out of poverty, provide energy access and reduce GHG
24 emissions, require a combination of changes in technologies and consumption patterns which in turn depend
25 upon radical socio-cultural, technological and organisational innovation (Doyle and Davies, 2013; Mont,
26 2014; Rourke and Lollo, 2015). User behaviour plays a much more important role toward decarbonization in
27 transport sector (Mattauch, Ridgway, & Creutzig, 2016). Individual behaviour change towards increased
28 physical activity in short distances in non-motorised modes, public transport, two wheelers, car model
29 choice and use patterns generate health benefits (Chakrabarti and Shin, 2017; Shaw et al., 2014b) help
30 reducing inequality in access (Kagawa et al., 2015; Lucas and Pangbourne, 2014), sustainable infrastructure
31 growth in human settlements (Kagawa et al., 2015; Lin et al., 2015) but public policy intervention is needed
32 to reduce risks of road accidents for pedestrians (Hwang et al., 2017; Khreis et al., 2017) and increase safety
33 on the road (SDG 16) Partnership on Sustainable Low Carbon Transport, 2017). Individual automobile use
34 behaviour change with appropriate incentives and awareness programs, policy interventions targeting
35 restrictions on driving behaviour enhance SDG12, choice of sustainable lifestyle (Creutzig et al., 2016;
36 Kagawa et al., 2015; Lin et al., 2015).

37
38 *There is robust evidence and high agreement* that in the AFOLU sector, behavioural change leading to
39 dietary change toward global healthy diets and waste reduction could reduce emissions (Bajželj et al., 2014;
40 Garnett, 2011; Hiç et al., 2016; Kummu et al., 2012; Tilman and Clark, 2014), whilst also contributing
41 predominantly to SDGs 2, 3 and 13, with additional contributions to SDGs 6, 12, 14 and 15. Encouraging
42 responsible sourcing of forest products enhances economic benefits by creating decent jobs, helps
43 innovation and upgrading of technology, encourages responsible decision making and enhances trade
44 (Bartley, 2010; Hejazi et al., 2015; Huang et al., 2013).

45 46 47 5.4.1.3 Access to Modern and Reliable Energy and Fuel Switch

48 There is *robust evidence and agreement* that millions of people in the global south are escaping poverty by
49 accessing modern energy forms (Lloyd et al., 2017) which are fundamental to human development
50 (Anenberg et al., 2013; Bonan et al., 2014; Burlig and Preonas, 2016; Casillas and Kammen, 2010;
51 Chowdhury, 2010; Clancy et al., 2012; Cook, 2011; Dinkelman, 2011; Haves, 2012; Kaygusuz, 2011; Kirubi
52 et al., 2009; Köhlin et al., 2011; Matinga, 2012; McCollum et al., 2017; Pachauri et al., 2012; Pode, 2013;
53 Pueyo et al., 2013; Rao et al., 2014; Zulu and Richardson, 2013). Aggressive efficiency improvement with
54 low carbon generation sources has potential to offset increased demand in residential sector (Reyna and
55 Chester, 2017). The systems that are less carbon intensive and vital for advancing human development,

1 resolve energy access and energy poverty issues in rapidly growing countries like Vietnam, Brazil, India,
2 South Africa, and poorest countries transitioning from agrarian to industrial societies (Dasgupta and Roy,
3 2017; Mark et al., 2017). In Africa in crowded cities informal transport, high cost of commuting limits
4 access to jobs (Lall et al., 2017). In Latin American cities, triple informality (transport, jobs, housing) is
5 leading to low productivity and living standards (CAF Corporacion Andina de Fomento, 2017), poor road
6 infrastructure reduces safety in cities and by increasing risks of road accidents (Vasconcellos and Mendonça,
7 2016). However, in cities such infrastructure expansion need to include pro-poor strategies into construction
8 and operation as sometimes such constructions lead to eviction from informal settlements (Colenbrander et
9 al., 2016). Electric vehicles using electricity from renewables or low carbon sources need to be combined
10 with e-mobility options such as trolley buses, metros, trams and electro buses, as well as promote walking
11 and biking, especially for short distances (Ajanovic, 2015).

12
13 Effective regional cooperation in renewable energy is key to promoting a synergetic approach between
14 enhanced access to electricity, cooking energy, and emission reductions (Uddin and Taplin, 2015). The
15 deployment of small-scale renewables (Sovacool and Drupady, 2012), or off-grid solutions for people in
16 remote areas (Sanchez and Izzo, 2017; Sovacool, 2012) has strong potential for synergies with access to
17 energy but requires adopting measures to overcome technology and reliability risks associated with large-
18 scale deployment of renewables (Giwa et al., 2017; Heard et al., 2017). Development of baseload energy
19 sources from renewable like geothermal, biomass or hydro power ensure reliability of energy supply with
20 low-carbon options (Matek, 2015; Matek and Gawell, 2015). Renewable energies could potentially serve as
21 the main source of meeting energy demand in rapidly growing cities of the Global South with multiple
22 sustainable development benefits. Ali et al. (2015) estimated the potential of solar, wind and biomass
23 renewable energy options to meet parts of the electrical demand in Karachi, Pakistan. Switching to low-
24 carbon fuels in the residential sector enhances SDGs 3, 7, 11, and 13. Low-income populations in the Global
25 North are often left out of renewable energy generation schemes, either because of high start-up costs or lack
26 of home ownership (UNRISD, 2016).

27
28 Incentive design to addressing the behavioural response through rebound effect need to keep in view the
29 differential magnitudes and welfare implications in the context of developed and developing countries
30 especially in the latter where energy access is limited and unmet demand is high (Aydin et al., 2015;
31 Chakravarty et al., 2013; Santarius et al., 2016). In developing countries higher rebound effect help in
32 achieving affordable access to energy (SDG 7.1) faster, so rebound suppressing policies such as carbon
33 price/carbon tax can harm disproportionately consumers with energy poverty and need to be regionally
34 differentiated (Kriegler et al., under review) and be made revenue neutral to avoid trade off even in
35 developing country context (Saunders, 2011; Combet, 2013; Grottera et al., 2015; Winkler 2017). In cases
36 where higher energy costs make the shift towards clean-burning cooking fuels less acceptable (Cameron et
37 al., 2016) synergies in policies for energy access, air pollution and climate change are required (Rao et al.,
38 2013).

39
40 In the transport sector, fuel use such as use of sustainable biodiesel, natural gas, electric vehicles (EVs) are
41 considered for deep decarbonised transport system and climate benefits with benefits for local air pollution
42 (Alahakoon, 2017; Nanaki and Koroneos, 2016; Sundseth et al., 2015) but for electric vehicles
43 environmental benignity will depend on electricity generation mix (Ajanovic, 2015; Wolfram and
44 Wiedmann, 2017; Xylia and Silveira, 2017) to be consistent with SDG7. Social acceptance is a determining
45 factor for the large-scale deployment of bioenergy solutions in a way that maximises the synergies with
46 sustainable development objectives, in turn depending upon a complex set of socioeconomic, local and
47 market dimensions (Fytily and Zabaniotou, 2017). With more electrification of transport sector electricity
48 price can go up and adversely affect poor unless pro-poor redistributive policies are in place (Klausbruckner
49 et al., 2016). Improving and Promoting public transport system makes cities sustainable (Song et al., 2016).

50
51 Outdoor air quality improves due to reduction of pollutants from fossil fuel combustion (West et al., 2013;
52 Yang et al., 2016). The health benefits can motivate public support for ambitious actions that also have the
53 benefit fo reducing GHG emissions (Thurston, 2013). This is for example the case of transport solutions
54 improving air quality at street and pedestrian level in cities and contributing to lower emission intensity of
55 transport activities, through inter-city passenger transport management (Ren et al., 2016) or actions on urban

1 transport (Creutzig et al., 2015a).

2
3 For energy intensive processing industries (EPI), which account for most of the 30% global emissions share
4 of the total industry sector, have an urgent need for zero carbon energy sources (Åhman et al., 2017; Denis-
5 Ryan et al., 2016). This calls for a change in user behaviour, culture, policy, corporate innovation strategy,
6 infrastructure besides radical technology change along with ongoing energy efficiency improvements and
7 low carbon fuel transitions (Lechtenboehmer and Knoop, 2017; Wesseling et al., 2017). Study in EU energy
8 intensive processing industries (EPI) shows need for radical technology innovation through maximum
9 electrification, hydrogen use or biomass, integration of CCS and innovations for CCU. However, strong
10 synergies with multiple SDGs due to progressing decoupling, innovation, scope of cross sectoral,
11 supranational partnership, scope for sustainable production need to be strengthened by attending to the trade
12 off due to risks of CCS based carbon leakage, higher need electricity and price impacts through careful
13 regulatory mechanisms (Wesseling et al., 2017).

14
15 Phasing out of coal and fast deployment of renewables like solar and wind, hydro, modern biomass in energy
16 supply sector do enhance health goal by reducing air pollution. It also advances SDGs 1 and 10,
17 11,12(Chaturvedi and Shukla, 2014; Haines et al., 2007; IEA, 2016; McCollum et al., 2017; Riahi et al.,
18 2015, 2017; Rose et al., 2014a; Smith and Sagar, 2014; West et al., 2013) Rao et al (2016). However, some
19 conflict with SDGs can emerge from offshore installations with SDG 14 based on local context (Inger et al.,
20 2009; McCollum et al., 2017; Michler-Cieluch et al., 2009; WBGU, 2013) Buck and Krause (2012); and also
21 with SDG 15 due to landscape and wild life from wind, large hydro and large biomass installations (Wiser et
22 al. (2011); Lovich and Ennen (2013); Garvin et al. (2011); Grodsky et al. (2011); Dahl et al. (2012); de
23 Lucas et al. (2012); Dahl et al. (Dahl et al., 2012); Jain et al. (2011), and habitat impact (Smith et al. 2014).
24 But, trade-offs between renewable energy production and other environmental objectives need to be
25 scrutinised for negative social outcomes. Shifts towards domestically-produced renewable energy enhance
26 energy security in fossil-importing economies (Oshiro et al., 2016).

27
28 Achieving deep cut in emissions through CCS and nuclear options can also have significant adverse
29 implications for health and water security (SDGs 3, 6) and increase the societal costs and risks associated
30 with the handling of waste and abandoned reactors (see SDG8) (see Table 5.1a and d and Figure 5.3).

31
32 Deep cuts to emissions could impede development for certain regions, countries, and populations unless low
33 carbon pathways and low cost energy are rapidly made available and implemented (Colenbrander et al.,
34 2016). Phasing out of coal reduces adverse impacts of upstream supply-chain activities, in particular local air
35 pollution, and coal mining accidents and risks for terrestrial ecosystems (UNEP 2017). Switching to natural
36 gas to replace coal is also expected to bring water benefits due to increasing power generation efficiency and
37 reduced cooling water demands. Combining air pollution control and non-fossil energy targets lowers the
38 total cost of the coal-control policy (Wang et al., 2016). Literature also suggests that ambitious emission
39 reduction targets can unlock very strong decoupling potentials in industrialised fossil exporting economies
40 (Hatfield-Dodds et al. 2015).

41
42 There is *high agreement* in the literature based on *robust evidence* that economies dependent upon fossil
43 fuel-based energy generation and/or export revenue will be disproportionately affected by future needs to
44 restrict the use of fossil fuels via stranded assets, unusable resources under the ground, lower capacity use,
45 early phase out of large infrastructure already under construction under stringent climate goals and higher
46 carbon prices (Johnson et al. 2015; McGlade and Ekins 2015, UNEP 2017) (see Section 5.1, Box 5.2).
47 Despite global climate goals investment in coal continues to be attractive in many countries as it is a mature
48 technology, provides cheap energy supply, access and energy security (Jakob and Steckel, 2016) which make
49 it politically attractive (Vogt-Schilb and Hallegatte, 2017) under such circumstances there is *high agreement*
50 in literature that besides sustainable development benefits there is need for supplementary policies to ease
51 job losses, relatively higher prices of alternative energy, (Garg et al., 2017; High-Level Commission on
52 Carbon Prices, 2017; Jordaan et al., 2017; OECD, 2017; Oei and Mendelevitch, 2016; Oosterhuis and ten
53 Brink, 2014; UNEP, 2017). Research on historical transitions shows that managing the impacts on workers
54 through retraining programs are a key condition to align the phase down of mining industry, required for
55 meeting ambitious climate targets, and the objectives of a 'just transition' (Caldecott et al., 2017; Galgóczi,

1 2014; Healy and Barry, 2017). This aspect is even more important in developing countries where the mining
2 workforce is largely semi or unskilled (Altieri et al., 2016; Tung, 2016).
3
4

5 5.4.1.4 *Cross-sector Response Options*

6 Mitigation efforts that emerge from cross-sectoral efforts at city scale, new sectoral organisations based on
7 the circular economy concept (Preston and Lehne, 2017) and multi-policy interventions that follow systemic
8 approaches are showing higher synergies with SDGs.
9

10 The UNFCCC recognises that equitable development requires enabling developing countries to pursue
11 economic growth to achieve higher standards of living and well-being and reduced inequalities (Barroso et
12 al., 2016; dos Santos Gaspar et al., 2017). The compatibility between this and ambitious emission reductions
13 depends on the capacity to decouple economic growth and GHG emissions (Holden et al., 2016; Stern et al.,
14 2016) and on the promotion of measures addressing inequality while enhancing climate change mitigation
15 efforts (Chakravarty and Tavoni, 2013; Jorgenson, 2015; Ley, 2017b). The potential for decoupling
16 economic growth and GHG emissions is highly debated. The literature on de-growth argues that reliance on
17 decoupling alone is not realistic and that ambitious climate goals also require a radical cut to energy demand
18 and GDP growth, especially amongst developed states (Antal and Van Den Bergh, 2016; Jackson and
19 Senker, 2011; Weiss and Cattaneo, 2017; Wiseman, 2017; Zhang et al., 2016). Others argue that economic
20 growth can be compatible with decarbonisation and dematerialisation under specific conditions and well-
21 designed policy settings which reorient growth patterns towards more efficient resources and energy use (Liu
22 et al., 2017; Schandl et al., 2016; Sheng and Lu, 2015). Creutzig et al. (2014) find that the European energy
23 transition with a high-level of renewable energy installations in the periphery could act as an economic
24 stimulus, decrease trade deficits, and possibly have positive employment effects.
25

26 Achieving inclusive, low-carbon growth depends on the capacity to mobilise finance for sustainable
27 infrastructure, and the ability of carbon pricing schemes to close infrastructure access gaps (Bak et al., 2017;
28 Bhattacharyya et al., 2016; Jakob et al., 2016). A major challenge in developing economies is to attain and
29 sustain economic development without increasing GHG emissions, calling for specific strategies maximising
30 the opportunities of the domestic context (Elum et al., 2017; Emodi and Boo, 2015). This also calls for
31 specific measures to manage the transitioning to low-carbon growth through progressive implementation
32 measures to avoid serious immediate unemployment issues (Yuan et al., 2015), direct investment in key
33 sectors for mitigation (Waisman et al., 2013). Adopting adequate economic incentives, particularly fossil
34 fuel subsidy reforms, can also be a key driver of this shift to low-carbon energy for taking people out of
35 poverty (Jakob et al., 2015; Ouyang and Lin, 2014; Rentschler and Bazilian, 2016).
36

37 Development policies, can enhance synergies with energy efficiency and deployment of decentralised
38 renewable energy, sustainable consumption and production practices (Alstone et al., 2015; Creutzig et al.,
39 2016; Druckman and Jackson, 2016; Geels et al., 2015; von Stechow et al., 2015) and reduce the social cost
40 of carbon compared to a narrowly focused climate-centric approach (Shukla et al., 2015)
41

42 In many newly industrialising countries, the dual problem of resource scarcity and environmental impacts of
43 manufacturing processes can be addressed through adoption of operations that follow industrial symbiosis,
44 industrial park/clusters or the circular economy concept. Such industrial operations improve the sustainable
45 development ability by reducing non-renewable inputs, imported resource inputs, and associated services and
46 the ratio of savings to the total GDP of the industrial park is also positive. It helps in reducing the need for
47 raw materials and energy consumption and improves the overall sustainability (Fan et al., 2017). Other
48 benefits accruing through industrial parks in China are water savings, waste reduction and conversion to
49 resources, resource savings through regenerative use of resources, sustenance of profitability, sustainable
50 supply chain management, enhancing capability, ecosystem service value enhancement (Zeng et al., 2017).
51 Industries are becoming energy supplier for neighbouring towns. The use of waste heat, waste water, and
52 industry roof-tops for solar help meet neighbourhood urban energy demands. It creates a new opportunity for
53 energy enhancing independency of specific regions, total energy demand reductions by towns, primary
54 energy demand reduction and heating energy demand for towns beings met (Karner et al., 2015).
55

1 In the transport sector, the EU policy package of taxing fuels for private transportation, reducing taxes on
2 electricity and increase in subsidies to renewable sources of electricity has been successful in simultaneously
3 addressing SDGs 7 and 8 (Bartocci and Pisani, 2013). Systemic policy targeting of mass transit systems,
4 energy-efficient vehicles, stringent emission standards, and biofuel can have synergies with SDGs 3 and 12
5 (Aggarwal, 2017). Integrated climate and air pollution target-oriented policies can enhance multiple SDGs
6 (1,3,8,10,11, and 12) (Klausbrückner et al., 2016). However, electrification of transport sector unless
7 supplemented by increasing decarbonisation of electricity cannot deliver desired climate goal (Ajanovic,
8 2015; Wolfram and Wiedmann, 2017).

9
10 Despite multiple benefits of industrial parks, industrial symbiosis may result in loss of regulating and
11 supporting services of the surrounding area and decrease the indirect economic value of these services in
12 some cases (Shi et al., 2017).

13
14 It is unclear whether private finance can deliver the full range of actions required for a low carbon transition,
15 or what role the public sector can and should play to mobilise these resources. Case of Kolkata shows that
16 governments in developing countries can lay the foundations for compact, connected low-carbon cities
17 (Colenbrander et al., 2016). Identification of mitigation options with positive impacts on sustainable
18 development may not be sufficient to deliver desired sustainable development objectives unless they are
19 rightly valued and integrated into policy packages, supplemented by governance coordination across sectors
20 and nations (von Stechow et al., 2015), and ensure collaboration and dialogue between local communities
21 and municipal bodies (Colenbrander et al., 2016; Ghosh et al., 2016). In rapidly developing countries, efforts
22 need to go beyond green growth indicators (Roy et al., 2016). Institutions that are effective, accountable, and
23 transparent are needed at all levels of government to improve energy access, promote modern renewables,
24 and boost energy efficiency.

25
26 In the AR5, assessments of the Clean Development Mechanism (CDM) as an instrument for emission trading
27 and sustainable development benefits are given. While some literature criticises the CDM for limited
28 sustainable development benefits (Crowe, 2012; Olsson et al., 2014), the bulk of the literature finds that the
29 CDM has been instrumental in mobilizing mitigation in developing countries, especially from renewable
30 energy (see overview of CDM-related literature in (Michaelowa, 2015; Stavins et al., 2014). While initially,
31 CDM activities focused on Asia and Latin America, the programmatic approach introduced from 2007
32 onwards led to Africa having a share of 30% in such programmatic activities (Michaelowa et al., 2015). If
33 demand of emission credits increased in the future, market mechanisms like the CDM could play an
34 important role in reducing mitigation cost, thus leading to higher ambition and an increased likelihood to
35 reach the 1.5°C target of the Paris Agreement (Bodnar et al., In Press)

36
37 Mitigation responses are likely to produce differentiated opportunities and risks in the context of sustainable
38 development when descaled to the regional/nation/local level. This is because social, economic,
39 environmental and political contexts shape how mitigation opportunities, risks and costs manifest in specific
40 places. For instance, the costs of mitigation vary significantly between regions, with aggregate relative costs
41 typically lower in OECD and Latin American countries and higher in other regions (Clarke et al., 2014).
42 Emission reduction costs associated with Nationally Determined Contributions (NDCs) also differ
43 significantly between countries as a percentage of GDP (Akimoto et al., 2016). Fujimori et al. (2016a) also
44 show that NDC cost differs across countries. At the same time, the emissions trading system can reduce the
45 mitigation cost largely by 80%.

46 47 48 *5.4.1.5 Land-based Agriculture, Forestry and Ocean: Response Options*

49 The land sector also offers a variety of cost-competitive mitigation options, and sustainability criteria are
50 needed to guide development and implementation of AFOLU mitigation measures with context-specific
51 application (Bustamante et al., 2014). Land-use options, and especially forestry, plays a key role for emission
52 reductions proposed by many countries to fulfil their NDCs and will be critical in longer-term strategies
53 towards 1.5°C (Smith et al., 2014b). For forestry, key mitigation options include avoiding deforestation,
54 afforestation and reforestation, climate-smart forest management, as well as integrated systems such as
55 agroforestry, biochar and sustainable use of wood products for long-term use and wood residues for energy

1 (Griscom et al., 2017; Siagian et al., 2016). Negative emissions (i.e., a carbon sink) can be achieved with
2 afforestation programs, sustainable forest management that increases biomass productivity and carbon in
3 soils, and by using wood products for energy that substitutes fossil fuels. Implementation of mitigation in
4 forest sector through REDD+ (Reducing Emissions from Deforestation and Forest Degradation) not only
5 contributes to emissions reductions, but also contributes to biodiversity conservation and climate change
6 adaptation (Bustamante et al., 2014; Morita and Matsumoto, 2018). Research on the sustainable development
7 implications of both REDD+ and other land use measures has expanded considerably since the AR5. An
8 analysis of first generation REDD+ pilot and demonstration activities by estimating smallholder opportunity
9 costs of REDD+ in 17 sites in six countries (Brazil, Peru, Cameroon, Tanzania, Indonesia, and Vietnam)
10 shows that in the case of flat payments, the poorest households would be the ones generating most of the
11 emission reductions, with significant consequences on both equity and efficiency of REDD+ initiatives
12 (Ickowitz et al., 2017). There are significant differences between countries and locations in terms of
13 implementation of REDD+ policies due to biophysical conditions (e.g., carbon density per unit area),
14 livelihood strategies, governance structures, and the integration of climate change mitigation into land use
15 policies (Luttrell et al., 2013; Ravikumar et al., 2015; Nobre et al., 2016, Di Gregorio et al., 2017a; Ickowitz
16 et al., 2017; Loft et al., 2017). Studies on gender in first generation REDD+ pilots and demonstration
17 activities show that women have been less involved in REDD+ initiative design decisions and processes than
18 men (Brown, 2011; Larson et al., 2014), and that implementation of REDD+ can perpetuate gendered
19 divisions of labour (Westholm and Arora-Jonsson, 2015). REDD+ projects have also been shown to
20 negatively affect indigenous groups in some cases. Promoting land-use changes through planting
21 monocultures on biodiversity hot spots can have adverse side-effects for biodiversity and local food security
22 (IPCC, 2014c). Conservation efforts to enhance land and forest carbon sinks have excluded traditional
23 owners and indigenous populations from efforts to manage natural resources, as in the case of Australia
24 (Winer et al., 2012).

25
26 Supply side actions reduce GHG emissions per unit of land per animal, or per unit of product while demand-
27 side actions cover changing consumption patterns (Bajželj et al., 2014; Bellarby et al., 2013; Garnett,
28 2011) of food and other products, by reducing waste, and so on (Fuss et al., 2014; Ingram, 2011; Siagian et
29 al., 2016). Climate-smart agriculture mitigates GHGs through soil management, sustainable agricultural
30 intensification, and waste reduction (Bennetzen et al., 2016; Branca et al., 2011; Lipper et al., 2014), though
31 measures require close scrutiny (Frank et al., 2017; Neufeldt et al., 2013). Sustainable intensification (Smith,
32 2013) can promote conservation of biological diversity by reducing deforestation by rehabilitation and
33 restoration of biodiverse communities on previously developed crop or pasture land (Lamb et al., 2016),
34 though rebound effects need to be considered, and land spared may not be of equivalent status for delivering
35 the SDGs. Reduction of waste in the food system generally benefits sustainable development (Kummu et al.,
36 2012). On the demand side, proposals to reduce methane and other GHG emissions by cutting livestock
37 consumption can increase food security for some, if land grows food not feed (Schader et al., 2015; Muller et
38 al., in press). Mitigation policies implemented through a uniform global carbon price may also have negative
39 effects on the agricultural sector. Poorer populations are more sensitive to price fluctuations, and the
40 strongest decrease would occur for livestock product consumption in sub-Saharan Africa (Havlík et al.,
41 2015). Proposals to reduce methane and other GHG emissions by cutting livestock consumption could also
42 undermine livelihoods and the cultural identity of poor farming populations (Herrero et al., 2016), if
43 implemented without due consideration of these issues. Many Short-Lived Climate Pollutant mitigation
44 measures (SLCP) like provision of cleaner fuel and devices for rural households are synergistic to SDGs
45 3,4,5,15 (Griggs et al., 2014), transport fuel and small industrial fuels, banning the open burning of biomass
46 and waste in urban areas are synergistic to multiple SDGs, 2,3,7,11,12 (UNEP 2017).

47
48 Deep emission reductions through biofuel/biodiesel based transformations, if not managed carefully, can
49 exacerbate food security and land use disputes with disproportionate negative impacts upon rural poor and
50 indigenous populations (Aha and Ayitey, 2017; Johansson et al., 2016; Olsson et al., 2014; Shi et al.,
51 2017)(Zhang and Chen, 2015). Unjust and adverse outcomes have been documented amongst biofuel and
52 large hydropower projects in various developing countries, predominantly via the displacement and
53 replacement of subsistence food economies, resulting in increased food insecurity and reduced access to fuel
54 for the rural poor (Table 5.1, Figure 5.3, Grill et al., 2015; Grubert et al., 2014; Fricko et al., 2016; De
55 Stefano et al., 2017). Dedicated crop for bioenergy may also increase irrigation needs and exacerbate water

1 stress with negative associated impacts on multiple SDGs (e.g., 1, 6, 7, and 10).

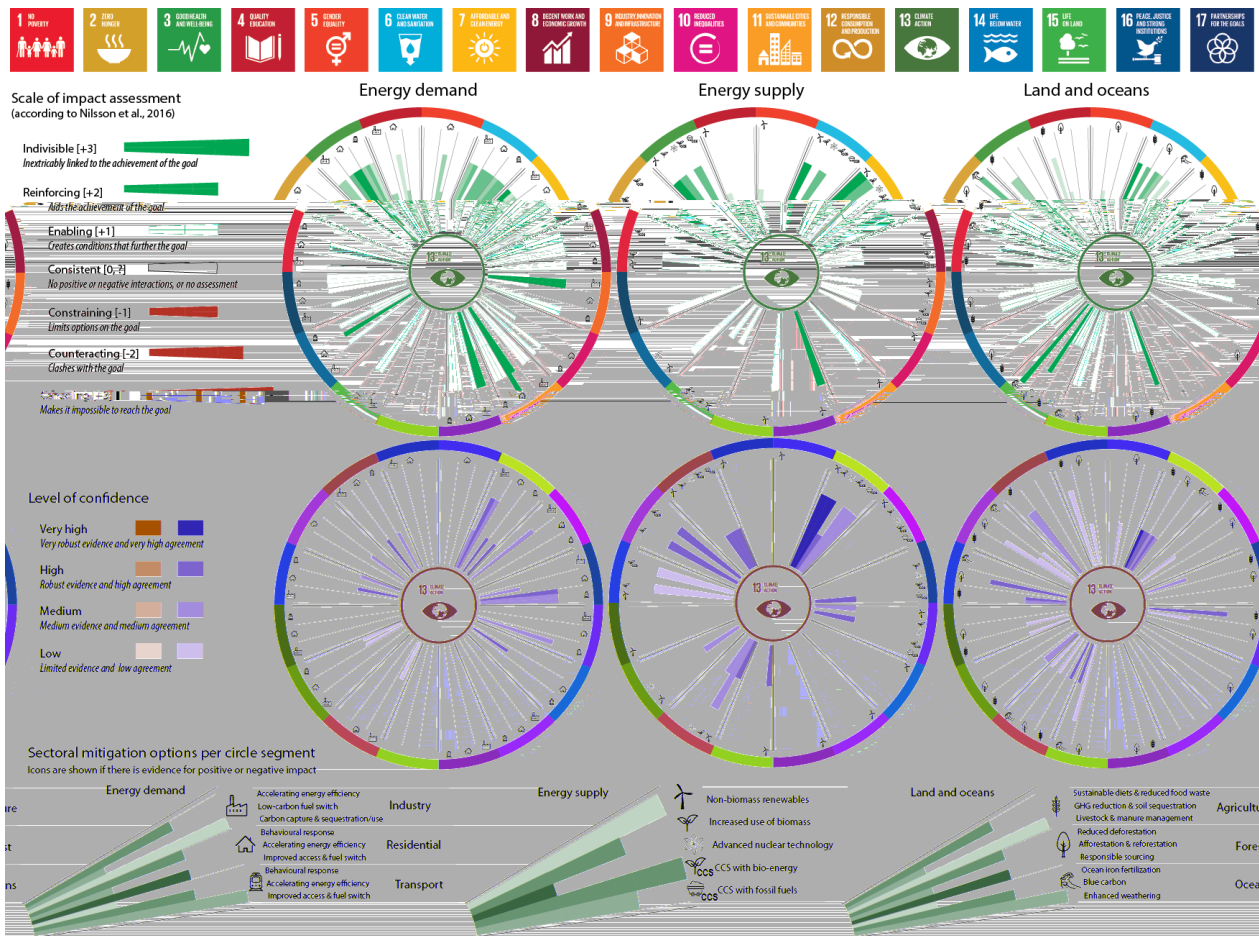
2
3 Large-scale mitigation efforts may also produce negative spillovers that inhibit the capacity of poor and
4 vulnerable groups to produce triple wins. A large body of literature now exists documenting the negative
5 impacts of bio-carbon sequestration and other mitigation measures upon vulnerable groups via processes of
6 land appropriation and dispossession (Cavanagh and Benjaminsen, 2014; Corbera et al., 2017; Fairhead et
7 al., 2012; Hunsberger et al., 2014; Work, 2015). Emerging evidence indicates that future mitigation efforts
8 required to reach stringent climate targets, particularly those associated with Carbon Dioxide Removal (e.g.,
9 BECCS and afforestation and reforestation), may also impose significant constraints upon poor and
10 vulnerable communities via increased food prices and competition for arable land (Burns and Nicholson,
11 2017; Muratori et al., 2016; Smith et al., 2016) and the adoption of policy frameworks for the management
12 of the supply chain (Fajardy and Mac Dowell, 2017).

13
14 Ocean Iron Fertilisation (OIF) can increase food availability for fish stocks leading to increased yields but
15 potentially at the cost of reducing the yields of fisheries outside the enhancement region by depleting other
16 nutrients. Maintaining mangrove, Seaweed aquaculture, greening of aquaculture can not only help
17 sequestration but also employment generation (Table 5.1, Figure 5.3).

18
19 Protecting oceans and strengthening the health of coastal and marine ecosystems, including preserving ocean
20 fauna, consistently appears to be a key enabler for strong emission reductions by enhancing carbon sinks
21 (Atwood et al., 2015; Gattuso et al., 2015; Magnan et al., 2016a; Singh et al., 2017b). Despite uncertainties,
22 richness of seagrasses, tidal marshes and mangroves are recognised as dense carbon sinks (Fourqurean et al.,
23 2012; Johannessen and Macdonald, 2016; Lavery et al., 2013; Lovelock et al., 2017). Valuing ‘Blue carbon’
24 ecosystems can link local coastal management to the global debate on climate change (Huxham et al., 2015).
25 Traditional knowledge and management systems from local communities also has a key role to play in
26 preserving the long-term storage of blue carbon (Vierros, 2017). Only strong mitigation action can ensure a
27 sustainable use of the ocean (Lubchenco et al., 2016) and protect key marine and coastal organisms,
28 ecosystems from the high risks they would face even under 2°C-compatible scenarios, hence maintaining the
29 carbon sink capacity of the ecosystem.

30
31 Detailed assessment of synergies and trade-offs of mitigation options with SDGs (Table 5.1a–d, Figure 5.3)
32 clearly reveals that synergies of mitigation response options in near term are far more than tradeoffs.
33 Mitigation actions in energy demand sectors and behavioural response options can advance multiple SDGs
34 simultaneously far more compared to energy supply side mitigation actions. Corrective measures and choice
35 of options in mitigation portfolio based on immediate synergies and in some instances sustainable
36 development approach can overcome trade-offs to further strengthen the synergies (*robust evidence, high
37 agreement*).

1 [INSERT FIGURE 5.3 HERE]
2



3
4
5 **Figure 5.3:** Synergies and trade-offs between mitigation options and SDGs.
6 Top three wheels are representing synergies and bottom three wheels show trade -offs. Colours on the
7 border of the wheels correspond to the SDGs listed above. Here SDG 13 climate action is at the centre
8 because the figure shows if mitigation actions (climate action) in various sectors are taken then what do
9 they interact with the 16 SDGs. Vertically starting from the first left side pair of wheels correspond to
10 synergies (Top) and tradeoffs (Bottom) of three mitigation actions undertaken in each of the energy
11 demand sectors (Industry, Residential and Transport sectors). Middle pair of wheels vertically shows the
12 synergies (Top) and tradeoffs (Bottom) with SDGs of the five mitigation actions taken in the energy
13 supply sector. Right most pair, shows synergies (top) and tradeoffs (bottom) with SDGs of three types of
14 mitigation actions in each of the sectors Agriculture, Forestry and Oceans. Length of the coloured bars
15 show the strength of the synergies or tradeoffs. Longer the bar higher is the strength. Shade of the color
16 represent level of confidence based on evidence and agreement in the literature. Darker the shade higher is
17 the confidence and lighter the shade confidence level is lower. White within wheels show no interaction
18 between the corresponding mitigation action sand the SDG, Grey within the wheels show knowledge gap.
19 Bottom panel shows various mitigation actions in each sector and corresponding symbols.

22 **5.4.2 Temporal and Spatial Trade-offs and Distributional Impacts**

24 Delaying action to reduce greenhouse gas emissions increases the risks associated with mitigation (*very high*
25 *confidence*); however, these risks are not uniform for all mitigation options, or for different regions and
26 groups (*medium evidence; medium agreement*). Weak mitigation targets in the short term necessitate
27 significant and rapid up-scaling of mitigation efforts in the future if stringent climate targets are to be met
28 (Gambhir et al., 2017; van Soest et al., 2017). The rapid scale-up of future mitigation efforts presents various
29 potential risks, including increased mitigation costs (Luderer et al., 2013; Schaeffer et al., 2015a) stranded
30 coal assets (Gambhir et al., 2017; Johnson et al., 2015), job losses (Rozenberg et al., 2014), risks associated

1 with grid integration of fluctuating renewable energy (von Stechow et al., 2016), and increased inter-
2 generational and inter-regional inequities (Liu et al., 2016a; Mary Robinson Foundation: Climate Justice,
3 2015). Delayed mitigation is also likely to constrain flexibility of future response options (von Stechow et
4 al., 2015) and necessitate wide-scale deployment of negative emission technologies (Fujimori et al., 2016b;
5 Rogelj et al., 2015), thereby increasing the likelihood of negative trade-offs between energy, environmental
6 and socio-economic objectives (Fujimori et al., 2015; Smith et al., 2016; von Stechow et al., 2016).
7 Constraining technological options for mitigation requires significant up-scaling of other technological
8 options, thereby increasing overall mitigation risks (Muratori et al., 2016; von Stechow et al., 2016).
9 Restricted technological portfolios have also been shown to incur higher associated financial costs than
10 unconstrained technological portfolios (Jakob and Steckel, 2016; Luderer et al., 2013).

11
12 Future climate response options are expected to impose differential regional impacts. For example,
13 economies dependent upon fossil fuel-based energy generation and/or export revenue will be
14 disproportionately affected by future efforts to restrict the use of fossil fuels via stranded assets and unusable
15 resources (Johnson et al., 2015; McGlade and Ekins, 2015) (see Box 5.2). In turn, different climate response
16 options will likely have regionally-differentiated implications for energy and food security. Cumulative oil
17 imports as a percentage of oil consumption are projected to rise significantly for Asian and OECD nations
18 under mitigation scenarios consistent with the 2°C warming target (Jakob and Steckel, 2016). Alternatively,
19 technological constraints are projected to significantly alter global energy trade patterns out to 2100 under
20 ‘full technology’ and ‘no CCS’ scenarios (Muratori et al., 2016). Under the latter scenario, fossil fuels have
21 been projected to be largely phased out by 2100, resulting in many Middle Eastern and African energy
22 exporters becoming net energy importers by the end of the century while many North American and Eastern
23 European nations become net exporters.

24
25 [INSERT TABLE 5.1 HERE]

26
27 **Table 5.1:** Impacts of mitigation options on specific targets of the 17 SDGs, for social (a & b), economic (c), and
28 environmental (d) dimensions.

29
30 *[Due to size, Table 5.1.a–d is provided at the end of the chapter, page 114. A high resolution version of the*
31 *table is available as a supplementary PDF (SR15_SOD_Chapter5_Table5_1.pdf) that can be downloaded*
32 *with the chapter for review]*

33 34 35 **5.4.3 Sustainable Development Implications of 1.5°C and 2°C Mitigation Pathways**

36
37 While previous sections have focused on individual mitigation options and their interaction with sustainable
38 development and SDGs and distributional aspects, this section takes a systems perspective. Emphasis is on
39 quantitative pathways depicting path dependent evolutions of the system over time. Specifically, the focus is
40 on fundamental transformations and thus stringent mitigation policies consistent with 1.5°C and 2°C, and the
41 differential synergies and trade-offs with respect to the various sustainable development dimensions.

42
43 As described in Chapter 2 (Section 2.3), achieving 1.5°C or 2°C targets require deep cuts in GHG emissions
44 and large scale changes of energy supply and demand as well as agriculture and forestry systems. For the
45 assessment of the sustainable development implications, we draw upon comparative and multi-model
46 pathways studies, for example, (CD-LINKS 2017; Krey et al. submitted), which have assessed the
47 aggregated impact of mitigation for multiple sustainable development dimensions and across multiple
48 integrated assessment modelling (IAM) frameworks (eg, IMAGE, REMIND-Magpie, MESSAGE-
49 GLOBIOM, AIM, WITCH, GCAM, E3MG, and others). Often these tools are linked to disciplinary models
50 covering specific SDGs in more detail (see eg Cameron et al, 2015; Rao et al, 2017 or for multiple models
51 Krey et al, submitted). Unsing multiple IAMs and disciplinary models are important for a robust assessment
52 of the sustainable development implications of different pathways. The recent literature on 1.5°C mitigation
53 pathways has begun to provide estimations of different sustainable development dimensions, including
54 particularly air pollution and health, food security and hunger, energy access, biodiversity, water security,
55 and poverty and equity (also see Sections 5.4.1 and 5.4.2). Furthermore, emphasis is on multi-regional

1 studies, which can be aggregated to the global scale, and wherever possible we discuss also near-term
2 implications in terms of the NDCs and SDGs.

3 4 *5.4.3.1 Air Pollution and Health*

5 Greenhouse gases and air pollutants are typically emitted by the same sources, such as power plants, cars,
6 factories, agriculture, forest and peatland fires. Hence, mitigation strategies that reduce GHGs or the use of
7 fossil fuels typically also reduce emissions of pollutants, such as particulate matter (PM_{2.5} and PM₂₀), black
8 carbon (BC), sulphur dioxide (SO₂), nitrogen oxides (NO_x), and other harmful species (Clarke et al., 2014;
9 see Figure 5.4), causing adverse health and ecosystem effects at various scales (Bollen et al., 2009; GEA,
10 2012; Kusumaningtyas and Aldrian, 2016; Markandya et al., 2009; Smith et al., 2009).

11
12 Mitigation pathways typically show that there are significant synergies for air pollution, and that the
13 synergies increase with the stringency of the mitigation policies (Amann et al., 2011; Rao et al., 2016;
14 Shindell et al., 2017, Klimont et al., 2017). Recent multi-model comparisons indicate that mitigation
15 pathways consistent with 1.5°C would result in higher co-benefits for air pollution and health compared to
16 pathways that stay below 2°C (see Figure 5.4, panel a and b), reducing the number of premature deaths by
17 about 0.2 million by 2050 (Krey et al., submitted; and Chapter 2 Scenario Database). The co-benefits for air
18 pollution are the biggest in the developing world, particularly in Asia. The currently pledged NDCs lead in
19 most countries to limited structural changes and therefore the health co-benefits of NDCs are comparatively
20 small, (Krey et al., submitted). While the quantitative modelling literature focuses primarily on air pollution,
21 the systemic implications of joint mitigation and well-being strategies on health go beyond air pollution, with
22 potentials to address both chronic lifestyle conditions and mental health issues through a re-orientation of
23 values, beliefs and norms across societies (Bhaskar et al., 2010).

24 25 26 *5.4.3.2 Food Security and Hunger*

27 Stringent climate mitigation strategies in line with ‘well below 2°C’ or ‘1.5°C’ goals do rely often on the
28 deployment of large-scale land-related measures, like afforestation and/or bioenergy production (Creutzig et
29 al., 2015b; Popp et al., 2014; Rose et al., 2014b). These land-related measures can compete with food
30 production and hence raise food security concerns (Smith et al., 2014b). Mitigation studies indicate that so-
31 called ‘single-minded’ climate policy, aiming solely at limiting warming to 1.5°C or 2°C without concurrent
32 measures in the food sector, can have negative impacts for global food security (Fujimori et al. submitted;
33 Hasegawa et al. 2015; Krey et al. submitted). Impacts of 1.5°C mitigation pathways can be significantly
34 higher than those of 2°C pathways (see Figure 5.4), particularly in Africa and parts of Asia. In these “single-
35 minded” scenarios, mitigation policies worsen food security and may increase the number of people at risk
36 of hunger significantly compared to a case without climate mitigation, between about 0.2 to 1.2 billion
37 people at risk of hunger (Fujimori et al.; Hasegawa et al., 2015; Krey et al., submitted) (Figure 5.4, panels a
38 and b).

39
40 An important driver of the food security impacts in these scenarios is the increase of food prices and the
41 effect of mitigation on disposable income and wealth due to GHG pricing. On aggregate the price and
42 income effects on food are found to be bigger than the effect due to competition over land between food and
43 bioenergy (Hasegawa et al., 2015)(Fujimori et al., submitted). In this context, a recent study shows that on
44 balance, limiting bioenergy may have a negative effect on food security, since the associated negative effects
45 of the increased GHG prices (assuming that such prices are also applied to non-CO₂ emissions associated
46 with food production) will more than offset the positive effects of reduced land competition (Hallegatte et
47 al., 2016b).

48
49 (Grubler et al. submitted) show that 1.5°C pathways without reliance on BECCS can be achieved through a
50 fundamental transformation of the service sectors which would significantly reduce energy and food
51 demand. Such low energy demand (LED) pathways would result in significantly reduced pressure on food
52 security, lower food prices, and less people at risk of hunger.

53
54 In order to fully eradicate food-security trade-offs, however, mitigation policies need to be designed in a way
55 so that they shield the population at risk of hunger. Krey et al. (submitted) and Fujimori et al. (submitted)

1 find that relatively simple complementary measures, such as food price support, may entirely eradicate the
2 identified trade-off between climate mitigation and food security. The costs measured by welfare changes for
3 these complementary food security policies are found to be low globally and much smaller than the
4 associated mitigation costs of 1.5°C pathways of 2– 6% of total GDP (Rogelj et al. forthcoming). Food
5 subsidies are not the only measures that are available for eradicating food security concerns. Other measures
6 may include, for example, direct cash transfers, improvements of agricultural productivity and yields (Frank
7 et al., 2017; Valin et al., 2013), or programs focusing on forest land-use change (Havlík et al., 2014) to
8 mention a few.

9
10 Importantly, the food security trade-offs will also be reduced by the avoided impacts in the agricultural
11 sector due to the reduced climate change of the 1.5°C pathways (see Chapter 3, Section 3.5, and Section 3.6).

12 13 14 *5.4.3.3 Lack of Energy Access / Energy Poverty*

15 A lack of access to clean and affordable energy (especially for cooking) is a major policy concern in many
16 countries, especially in South Asia where over 70% of the population relies primarily on solid fuels for
17 cooking even today (GEA, 2012; WB and IEA, 2017). Scenario studies which quantify the interactions
18 between climate mitigation and energy access, indicate that the increase of energy costs due to stringent
19 climate policy could significantly slow down the transition to clean cooking fuels (Cameron et al. 2016; Krey
20 et al. submitted).

21
22 Estimates across five different models (AIM, IMAGE, WITCH, REMIND, and MESSAGE-Globiom; Krey
23 et al. submitted) indicate that in absence of compensatory measures the number of people without access to
24 clean cooking may increase by 2050 from 1.6–3 billion in baseline scenarios to about 2.7–3.6 billion in
25 1.5°C pathways (Figure 5.4, panel a). Redistributive measures, such as subsidies on cleaner fuels and
26 stoves, could fully offset the negative effects of mitigation on energy access. Costs of the redistributive
27 measures are estimated to be modest, about an order of magnitude smaller than the mitigation costs of 1.5°C
28 pathways (Krey et al. submitted). The recycling of revenues from climate policy might act as a means to help
29 finance the costs for providing energy access to the poor (Cameron et al., 2016).

30 31 32 *5.4.3.4 Water Security*

33 Transformations towards low-carbon energy and agricultural systems can have major implications for
34 freshwater demand as well as water pollution. The up-scaling of renewables and energy efficiency as
35 depicted by low emissions pathways will, in most instances, lower water demands for thermal energy supply
36 facilities (‘water-for-energy’) compared to fossil energy technologies, and thus reinforce targets related to
37 water access and scarcity. However, some low-carbon options such as bioenergy, nuclear and hydropower
38 technologies could, if not managed properly, have counteracting effects that compound existing water-
39 related problems in a given locale (Byers et al., 2014; Davies et al., 2013; Fricko et al., 2016; Fujimori et al.,
40 2017; Hanasaki et al., 2013; Hejazi et al., 2013; McCollum et al., 2017; PBL, 2012; Stewart et al., 2013;
41 Vidic et al., 2013; Wang et al., 2017).

42
43 Under stringent mitigation efforts, the demand for bioenergy can result in a substantial increase of water
44 demand for irrigation, thereby potentially contributing to water scarcity in water-stressed regions (Berger et
45 al., 2015; Bonsch et al., 2016; Gerbens-Leenes et al., 2009, 2012; Jägermeyr et al., 2017) However, by
46 prioritizing rain-fed production of bioenergy this risk can be limited (Bonsch et al., 2016; Hayashi et al.,
47 2015).

48
49 Reducing energy demand emerges as a robust strategy for both water conservation and GHG emissions
50 reductions (Von Stechow et al. 2015; Grubler et al. submitted). The results underscore the importance of an
51 integrated approach when developing water, energy, and climate policy, especially in regions where rapid
52 growth in both energy and water demands is anticipated (Parkinson et al. submitted).

53
54 Comparing estimates across different models (Krey et al. submitted), the overall signal in terms of water-
55 related synergies and trade-offs of 1.5°C mitigation pathways are relatively ambiguous. Some pathways

1 show positive co-benefits while others indicate increases of water use due to mitigation (Figure 5.4, panels a
2 and b). The signal depends on the adopted specific policy implementation or mitigation strategies and
3 technology portfolio. Mitigation options in the electricity sector exist with potentially higher (e.g., nuclear,
4 carbon capture and storage) or lower (solar PV, wind) water use than conventional fossil power options. A
5 number of adaptation options exist (eg, dry cooling), which can effectively reduce electricity-related water
6 trade-offs (Fricko et al., 2016). Similarly, irrigation water use will depend on the regions where crops are
7 produced, whether they are irrigated, the sources of bioenergy (e.g., agriculture vs. forestry) and dietary
8 change induced by climate policy.

10 11 5.4.3.5 *Biodiversity*

12 Stringent mitigation pathways reaching 2°C or 1.5°C are often associated with large-scale land-use changes
13 due to afforestation and/or bioenergy deployment (Popp et al. 2017; Rogelj et al. submitted).

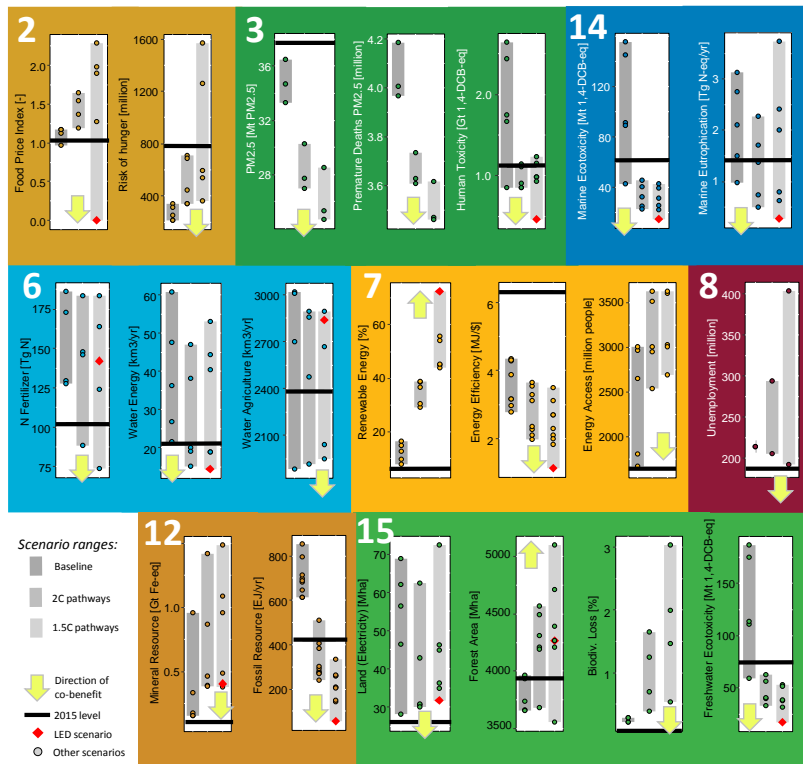
14
15 The bioenergy deployment in these scenarios may be confronted by substantial concerns for competition
16 over land with potentially high biodiversity impacts (see Fuss et al. (2014) for a review and (Edenhofer et al.,
17 2013; Haberi, 2015; Robledo-Abad et al., 2017; Smith et al., 2013a; Williamson, 2016). In addition, the
18 reclamation of so-called marginal land for biomass for energy which is often associated with detrimental
19 impact on biodiversity (Dale et al., 2010; Shaw et al., 2014a; Wiens et al., 2011). Specific options, however,
20 allow for biodiversity preservation, or positive contribute to biodiversity (Fuss et al. submitted).

21
22 As summarised by (Fuss et al. submitted), comprehensive review of the effect of afforestation and
23 reforestation on biodiversity is lacking at the moment. Nonetheless, afforestation using native species is
24 generally regarded as superior compared to plantations (Hall et al 2012, McKinley et al 2011); and although
25 they may perform less well in terms of carbon sequestration, diverse afforestation plots are less vulnerable
26 also to climatic perturbations (Locatelli et al., 2015) and provide a greater variety of subsistence products
27 and services, enhancing local management and acceptability (Locatelli et al., 2015) (Díaz et al 2009, Venter
28 et al 2012).

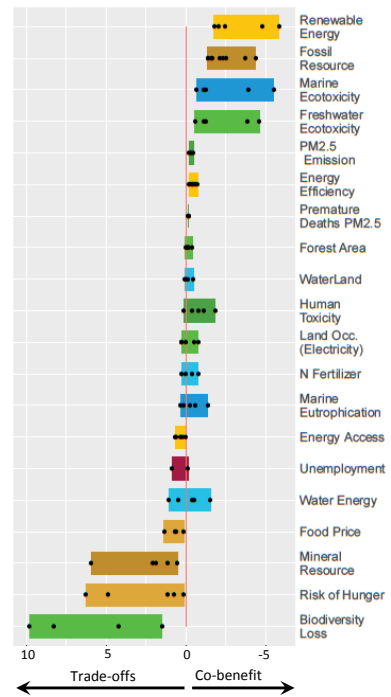
29
30 Recent estimates across a range of different 1.5°C and 2°C pathways from six different IAM models (Krey et
31 al. submitted) indicate that biodiversity loss of mitigation activities may be substantial (see Figure 5.4, panel
32 b). Biodiversity loss in 1.5°C pathways is estimated to be 0.5–3% by 2050 (measured as the fraction of
33 species whose future potential distribution area changes by more than 50%), which compares to 0.4–1.6% in
34 2°C pathways and 0.2–0.3% in the baseline (without new mitigation policies) (see Figure 5.4, panel a).

1 [INSERT FIGURE 5.4 HERE]

a) Scenario ranges for 20 SD dimensions (2050)



b) Co-benefits and adverse side-effects of 1.5°C pathways (compared to baseline, 2050)



2
3
4 **Figure 5.4:** Sustainable development implications of 1.5°C pathways. Panel (a) shows ranges for 1.5°C pathways for
5 20 different sustainable development dimensions compared to ranges of 2°C pathways and baseline
6 scenarios. The ranges depict quantifications of up to six different integrated assessment models, which
7 were coupled to disciplinary models for the assessment of distributional and local effects for eg air
8 pollution and health implications, biodiversity, employment, energy access and many other sustainable
9 development implications (covering SDG 2, 3, 6, 7, 8, 12, 14, 15) Panel (b) presents the resulting co-
10 benefits and trade-offs of 1.5°C pathways compared to middle-of-the-road baseline scenarios. Each figure
11 in panel (a) shows the underlying data for one corresponding 1.5°C bar in panel (b). All estimates are for
12 the year 2050. Note that sustainable development effects are estimated for the effect of mitigation and do
13 not include benefits from avoided impacts (see Chapter 3, Section 3.5). Red dots denote estimates from a
14 pathway with extremely low energy demand (LED) reaching 1.5°C without BECCS. Sources: (Fujimori et
15 al.; CD-LINKS 2017; Krey et al. submitted), (Grubler et al, submitted).

17 In summary, the assessment of mitigation pathways shows that, in order to meet the 1.5°C target, a wide
18 range of technological options, including large-scale deployment of negative emission technologies (e.g.,
19 BECCS) will likely be required (see Chapter 2, Section 2.3 and Section 2.4). While pathways aiming at
20 1.5°C are associated with high co-benefits for some sustainable development dimensions (such as human
21 health and air pollution, forest preservation, fossil resource use, and human-, marine-, and eco-toxicity; see
22 Figure 5.4, panel a and b), the rapid pace and magnitude of the required changes lead also to increased risks
23 for adverse side-effects for a number of other sustainable development dimensions (particularly risk of
24 hunger, food security, biodiversity, and mineral resources for renewables; Figure 5.4, panel a and b) .
25 Reducing these risks requires smart policy designs and mechanisms that shield the poor and redistribute the
26 burden, so that the most vulnerable are not affected. Recent scenario analyses show that associated costs for
27 eradicating the trade-offs for eg food and energy access to be modest and significantly lower than the costs
28 of mitigation (see Krey et al, submitted; Fujimori et al., submitted). Fundamental transformation of demand,
29 including efficiency and behavioural changes, can help to significantly reduce the reliance on risky
30 technologies, such as BECCS, and thus reduce the risk of potential trade-offs between mitigation and other
31 sustainable development dimensions (Grubler et al, 2015 and von Stechow et al., 2015). Reliance on
32 demand-side measures only, however, will not be sufficient for meeting stringent targets, such as 1.5°C and
33 2°C (Clarke et al, 2014).

5.5 Integrating Adaptation, Mitigation and Sustainable Development: Challenges and Enabling Conditions

The purpose of this section is to assess integrated approaches to climate and development, outlining key enabling conditions and constraining factors affecting the integration of adaptation, mitigation and sustainable development at policy and community levels. Although little literature has examined integrated approaches in the context of 1.5°C global warming, the adoption of the Paris Agreement and the 2030 Agenda for Sustainable Development underscore the need for integrated responses to interlinked climate and development challenges given the close synergies between ambitious mitigation to 1.5°C, the feasibility of effective adaptation to the changes already locked into the climate system and poverty reduction (Boas et al., 2016; ICSU, 2017; Nilsson et al., 2016).

Climate response options for adaptation and mitigation interact with each other (see Chapter 4, Section 4.5) and with other development goals, producing separately a complex assemblage of synergies and trade-offs with attendant effects on poverty, equity and sustainable development (see Sections 5.3 and 5.4.). In practice, the three dimensions are closely interlinked such that concrete decision-making requires an integrated vision of mitigation, adaptation and sustainable development (Nunan, 2017). This integrated approach cannot be built by simply adding a development perspective on top of existing climate policy initiatives, but requires significant shifts in institutional approaches to environmental policies and regulation at all scales (Ficklin et al., 2017). The AR5 identified the integration of adaptation and mitigation response options within the broader context of sustainable development as an ‘aspirational goal’ for climate policy (Denton et al., 2014). In turn, analysis of the potential for policy frameworks and development strategies to deliver integrated outcomes is gaining prominence (Di Gregorio et al., 2017a; Duguma et al., 2014b; Few et al., 2017; Northrop et al., 2016; Stringer et al., 2014; Sugar et al., 2013; Tanner et al., 2017).

Climate Policy Integration (CPI), a variant of the Environmental Policy Integration (EPI) literature, proposes a conceptual framework for thinking about policy integration, which argues that climate concerns should be ‘mainstreamed’ into existing policy fields (Jordan and Lenschow, 2010). Recent literature has started to investigate what, beyond the conceptual discussion, can be learnt to inform policymakers striving to design policies that integrate climate objectives, notably when considering the relationship with sustainable development (Adelle and Russel, 2013). In the European Sustainable Development Strategy, four criteria are identified for climate legislation to contribute to sustainable development in a way that can be evaluated at the policy proposal stage: policy integration and coherence, environmental protection, social and economic development and justice/participation (Rietig, 2013). But, the basic factors that can make the promises of climate policy integration work in practice are still not clearly defined (Runhaar et al., 2014). Integrated strategies can be useful as policy documents, but they cannot replace more focused strategies that adopt a narrower, sectoral basis (Casado-Asensio and Steurer, 2014).

The climate-compatible development (CCD) literature adopts a donor perspective aimed at fostering ‘triple wins’ in individual project, that is, delivering synergies between simultaneously reaching low emissions, building resilience and promoting development (Bickersteth et al., 2017; Mitchell and Maxwell, 2010). The literature on CCD consists essentially of empirical analysis of how CCD has been operationalized, how triple-wins can be achieved (Ellis et al., 2013; Nunan, 2017; Stringer et al., 2014; Suckall et al., 2014a) and what are the potential missing links and challenges revealed by concrete implementation (Antwi-Agyei et al., 2017a; Kalafatis, 2017). Robust criteria to evaluate triple-wins do not exist (Suckall et al., 2015). The operationalization of CCD shows the existence of multi-level and multi-sector trade-offs with ‘winners’ and ‘losers’ across governance levels and (spatial and temporal) scales (Ficklin et al., 2017; Wood, 2017).

Integrated approaches are possible but are often difficult to achieve and not always ideal, and integration will not be necessary, suitable or efficient for all situations. For example, broad analyses of adaptation, mitigation and development interactions have been conducted for climate-smart agriculture and carbon-forestry projects highlighting the potential for integration (Bryan et al., 2013; Campbell et al., 2016; Dyer et al., 2012; Kaczan et al., 2013; Lipper, 2014; Stringer et al., 2012). But there is little empirical evidence of triple wins being achieved in climate-smart projects, and there is even risk that the search for triple wins leads to the adoption of less effective policies if they don’t take into account the local and external constraints like skills,

1 knowledge or funding (Nunan, 2017) (see also Chapter 4).

2
3 A major challenge for governments, communities and other stakeholders, then, is to identify the enabling
4 conditions that manage trade-offs and enhance synergies across adaptation, mitigation and sustainable
5 development objectives at the level of policies, programs and projects in the pursuit of the 1.5°C target and
6 the SDGs.
7

9 **5.5.1 Coherent and Integrated Institutions and Governance**

10
11 Strong institutions, effective cross-institutional partnerships, and multi-level governance are central for the
12 development policy frameworks with high synergy potential at the national level (Di Gregorio et al., 2017a;
13 Duguma et al., 2014b; Somorin et al., 2015) and at the scale of community and project interventions (Dyer et
14 al., 2013; Kongsager et al., 2016; Sánchez and Izzo, 2017; Suckall et al., 2015). Low-carbon and adaptation
15 objectives can be more easily aligned at the project level than at the aggregate and macroeconomic level
16 where the consistency of low-carbon and climate resilient patterns of growth is less clear and vary on a
17 geographical basis (Pye et al., 2010). This stresses the importance of internal and external climate policy
18 coherence, of vertical policy integration to mainstream climate change into sectoral policies and of
19 horizontal policy integration to ensure cross-sectoral coordination (Di Gregorio et al., 2017b; Rietig, 2013).
20 The absence of strong institutions and weak institutional co-ordination can undermine integration potential,
21 with ‘institutional tussles’ (Stringer et al., 2014), the reluctance of ministries to cede power (Di Gregorio et
22 al., 2017a), and weak institutional oversight and corruption (Tanner et al., 2017) inhibiting integrative
23 efforts.
24

25 Enhancing synergy potential remains challenging for many nations, particularly for those with weak and
26 uncoordinated overarching governance for climate policy (Di Gregorio et al., 2017a; Stringer et al., 2014).
27 Environmental governance is achieved between and among different levels of government, civil society and
28 the private sector (Dyer et al., 2013). Significant challenges relate to limited coordination among
29 institutions and agencies, limited institutional capacity and a lack of resources in ensuring coherence,
30 which is particularly important for climate-sensitive sectors such as agriculture, energy, water, forest and
31 wildlife (Antwi-Agyei et al., 2017a). The production, framing, communication and use of climate
32 knowledge is also hampered by inadequate coordination that limit the capacity to inform complex multi-
33 staged decision-making (Tàbara et al., 2017a).
34

35 Conventional funding mechanisms like CDM are shown to exacerbate existing inequalities and hence fail to
36 fill the energy access gap in a number of LDCs like Tanzania, demonstrating the need for innovative energy
37 funding schemes (Wood et al., 2016b). Access to external funding is often required to achieve triple wins
38 (Sánchez and Izzo, 2017; Wood, 2017), but it can be effective to reach this objective only if financing and
39 implementing entities and the local governance structures in place ensure that projects meet the triple
40 objective, as shown on the example of Decentralised renewable energy in Central America (Ley, 2017a).
41 Even when integration between adaptation and mitigation is practical, effective or desirable, it can be
42 facilitated or disabled by project financing structures (Locatelli et al., 2015), international donors who hold a
43 lot of power over aid-dependent countries (Ficklin et al., 2017; Phillips et al., 2017; Schipper et al., 2017)
44 by the national and international policy settings (Kongsager et al., 2016), by the nature of multilevel
45 engagement with the private sector (Leventon et al., 2015). Lack of additionality and validation problems
46 also constrains the capacity of programs to deliver triple wins (Kongsager and Corbera, 2015; Ley, 2017b).
47 The case of micro-hydropower systems in the Dominican Republic shows that access to finance and
48 education and alignment of community needs and national policy objectives are key enabling factors for
49 synergistic adaptation, mitigation and sustainable development outcomes for local communities (Sanchez
50 and Izzo, 2017). In developing countries, it is also essential to ensure that enough finance is directed towards
51 the necessary capacity-building needs and enabling factors, which requires strong connections with national
52 planning processes (Boyle et al., 2013).
53
54

5.5.2 *Participatory Processes to Address Issues of Power and Justice*

The multi-level and multi-sector nature of integration inherently produce conflicting governing processes, actors and outcomes (Ficklin et al., 2017). Issues of power and justice affect the pursuit of integrated adaptation, mitigation and sustainable development measures, which calls for accounting for political economy dimensions in the design of integrated approaches (Nunan, 2017). Evidence of actualising integration outcomes underscores the need to address power, justice and equity, acknowledging that integration of mitigation, adaptation and development can also create auxiliary benefits and negative side-effects on different stakeholders and local people (Nunan, 2017; Wood, 2017). The plurality of values and interests that coexist and conflict mean that there is no universal standard of distributive justice, which should instead be negotiated between these interests (Fisher, 2015). In particular, given the objective to reduce the vulnerabilities of local people, their voices should be heard to avoid the risk of perpetuating local inequalities and providing least benefit to underprivileged households (Mathur et al., 2014b; Wood et al., 2017). These trade-offs should be considered within wider national policy contexts, as shown, for example, in Kenya, where renewable energy, such as grid connected geothermal power and off-grid solar home systems, is judged as a cost-competitive option for achieving triple wins, but trade-offs arise because of high interest in utilizing the country's fossil fuel reserves for energy security (Naess et al., 2015).

Analyses of carbon forestry in Mozambique (Quan et al., 2017), energy system transformation in Kenya (Newell et al., 2014b), and artisanal fisheries in Ghana (Tanner et al., 2017) show how powerful interests can inhibit synergistic policy implementation, and shape how triple-wins are defined and for whom they are delivered. Insights from Malawi reveal how visible, hidden, and invisible forms of power create barriers to procedural justice (Barrett, 2013; Wood et al., 2016a), which, in turn, perpetuate local inequalities (Wood, 2017). Power asymmetries and various forms of injustice may also exacerbate local inequalities, as discussed in the context of climate-smart agriculture (Neufeldt et al., 2013; Taylor, 2017a), carbon offsets (Cavanagh and Benjaminsen, 2014) and CCD (Ficklin et al., 2017; Phillips et al., 2017; Stringer et al., 2017). However, analyses may overlook or downplay trade-offs, value conflicts and power asymmetries (Chandra et al., 2017; Neufeldt et al., 2013; Taylor, 2017b). One of the principal areas of contestation around climate-smart agriculture relates to equity, including who wins and who loses, who is able to participate, and whose knowledge and perspectives count in the process (Karlsson et al., 2017).

The involvement of stakeholders through participatory mechanisms is a key condition for addressing these challenges to support sustainable climate policy integration (Rietig, 2013). For instance, participation of community members in the planning, multi-stakeholder partnerships, implementation and monitoring of integrated climate-development projects enhances local empowerment, trust and collaboration, and social capital (Dyer et al., 2013; Sanchez and Izzo, 2017). In contrast, contestations over land in community forestry projects have produced a range of social trade-offs that undermine livelihood resilience and exacerbate inequalities (Few et al., 2017; Kongsager and Corbera, 2015). Taking into account regional contexts and local knowledge is essential for maximizing the synergy potentials, in contrast to top-down approaches which may lead to undesired trade-offs, as shown in the example of the water-energy nexus of irrigation modernization in China (Cremades et al., 2016).

5.5.3 *Accounting for Local Circumstances and Unequal Opportunities*

Even when integration between adaptation, mitigation and development is effective and desirable, not all people and places have equal opportunities to achieve it, with least-developed countries demonstrating the least potential (Duguma et al., 2014b). Low-emission, climate-resilient development plans are still developed in a growing number of least developed economies with an emphasis on different aspects of the low-carbon resilient agenda, according to a country's circumstances (Fisher, 2013a). This is done by adopting an holistic vision of development (White, 2010) that goes beyond economic factors and carbon emissions to assess the tradeoffs in integrated approaches, and capture issues such as quality of life, cultural significance and social cohesion (Ficklin et al., 2017). Within a country, people and individuals have different opportunities to benefit from integrated approaches because the space available for synergies between adaptation, mitigation and sustainable development depends on their situation. Mitigation or adaptation interventions stand to

1 create multi-level patterns of both benefits and negative side-effects that may have diverse consequences for
2 individuals and groups (Tompkins et al., 2013).

3
4 Climate change impacts will disproportionately undermine the capacities of poor and vulnerable populations
5 to achieve triple wins by restricting development opportunities, economic growth and adaptive capacities
6 (Hallegatte et al., 2016b; IMF, 2017; Olsson et al., 2014; Reyer et al., 2017b; UN-OHRLLS, 2009).
7 Moreover, climate shocks and stressors have been shown to negatively affect some CCD projects by
8 undermining the synergistic potential of planned interventions (Kongsager and Corbera, 2015) and
9 producing negative side effects in some cases (Wood, 2017). Vulnerable and disadvantaged communities
10 experiencing multiple stressors (including climate change) with few livelihood alternatives – women and the
11 elderly in particular – may either not have the resources and skills to pursue integrated objectives (Sietz
12 and Van Dijk, 2015), and this may not be the most effective way to address their most pressing
13 concerns. Indigenous populations are disproportionately exposed to climate change impacts, which may
14 cause an adaptation-mitigation disconnect hindering the benefits of integrated strategies for transformational
15 changes when indigenous knowledge and adaptive capacities are ignored in adaptation planning (Thornton
16 and Comberti, 2017).

17 18 19 **5.5.4 Towards a Systemic and Dynamic Approach for Integration**

20
21 The enabling conditions and challenges discussed in previous sections evolve over time and the capacity to
22 implement integrated approaches to mitigation, adaptation and sustainable development feature path
23 dependencies. Uneven starting conditions increase the risk of maladaptation (see Section 5.3.2) (Juhola et al.,
24 2016; Magnan et al., 2016b), and the risk of negative effects of mitigation responses on the poor and
25 vulnerable groups (see Section 5.4) (e.g., through processes of land appropriation and dispossession)
26 (Cavanagh and Benjaminsen, 2014; Corbera et al., 2017; Fairhead et al., 2012; Hunsberger et al., 2014;
27 Work, 2015) or increased food prices and competition for arable land (Burns and Nicholson, 2017; Muratori
28 et al., 2016; Smith et al., 2016).

29
30 Furthermore, reinforcing mechanisms known as poverty traps (see Haider et al., 2017) may further erode the
31 capabilities and capacities of already disadvantaged and marginalised groups. Vulnerable and disadvantaged
32 communities experiencing multiple stressors (including climate change) with few livelihood alternatives may
33 employ short-term maladaptive coping strategies that lock communities into high-carbon development
34 pathways, in turn undermining their long-term socio-economic development and adaptive capacities (Ehara
35 et al., 2016; Suckall et al., 2014b; Tanner et al., 2017; Thornton and Comberti, 2017), thus further
36 entrenching poverty and community disadvantages.

37
38 Regions, nations and communities with weak or absent enabling conditions may be subject to vicious circles
39 like poverty traps, and are likely to encounter worsening trade-offs between adaptation, mitigation and
40 sustainable development over time. This is what happens when poorly designed and implemented
41 development interventions impose significant costs and constrain alternative low-carbon and climate-
42 resilient development trajectories for local communities over the longer-term. The Tropics is emerging as a
43 region prone to such situation due to high vulnerability to climate risks (Harrington et al., 2016; Herold et al.,
44 2017; Pecl et al., 2017), susceptibility to climate response spillovers (Muratori et al., 2016), prevalence of
45 fragile states (Fund for Peace, 2017) and un-coordinated policy contexts (Duguma et al., 2014b).

46
47 Nonetheless, the improvements of enabling conditions can enhance the opportunities for integrated
48 approaches. Balancing stakeholders' immediate needs with longer-term global climate objectives may
49 produce synergies that enhance project effectiveness, development opportunities, and livelihood resilience
50 (Sanchez and Izzo, 2017; Suckall et al., 2015). Pursuing big wins or 'low hanging fruit' options in the short-
51 term might prioritise actions that are easier to measure and execute but prevent the search for longer-term
52 projects with synergies or win-wins across climate and development objectives (Fisher, 2013a). This is
53 notably true for community-based integrated policy might be more likely to trigger the transformational
54 changes called by integrated strategies if it employs a longer time horizon, recognition of adaptability and
55 feedbacks, integrated decision making, and systems thinking (Burch et al., 2014).

1
2 Ultimately, reconciling trade-offs between local development needs and global emission reductions towards
3 a 1.5°C warmer world will require a more dynamic view of the interlinkages between adaptation, mitigation
4 and sustainable development (Nunan, 2017). This entails recognition of the ways in which development
5 contexts shape the choice and effectiveness of interventions, limit the range of responses afforded to
6 communities and governments, and potentially impose injustices upon vulnerable groups (Thornton and
7 Comberti, 2017; UNRISD, 2016). In situations where trade-offs appear intractable, for example where
8 indigenous communities are exposed to extreme or rapid climate change, considering alternative
9 development pathways that open up novel possibilities for equitable responses will become essential
10 (Thornton and Comberti, 2017). Such climate-resilient development pathways are discussed in the next
11 section.
12
13

14 **5.6 Sustainable Development Pathways to 1.5°C**

15

16 This final section assesses what is known in the literature on development pathways that are sustainable and
17 climate resilient and relevant to a 1.5°C warmer world. It builds on insights from approaches that integrate
18 adaptation, mitigation, and sustainable development (Section 5.5) but takes a more dynamic view, based on
19 the notion of pathways. Box 1.2 (Chapter 1, Section 1.2.4) describes pathways in two broad ways: as
20 temporal evolution of a set of scenario features, such as GHG emissions and socioeconomic development,
21 largely quantitative; and as solution-oriented trajectories and decision-making processes about transitions
22 from today's world to achieving a set of future goals, typically more qualitative. Both are relevant for
23 understanding short-term actions that enable long-term transformations and are examined in Section 5.6.1
24 and Section 5.6.2, respectively.
25

26 Limiting global warming to 1.5°C above pre-industrial times and ensuring well-being among human
27 populations and ecosystems in a 1.5°C warmer world require ambitious and well-integrated adaptation-
28 mitigation-development pathways that deviate fundamentally from high-carbon, business-as-usual futures
29 (Arts, 2017; Gupta and Arts, 2017a; Okereke and Coventry, 2016; Sealey-Huggins, 2017). Well-being for all
30 is at the core of an ecologically safe and socially just space for humanity (Dearing et al., 2014; Raworth,
31 2012, 2017b; Rockström et al., 2009a), highlighting the relational and subjective dimensions of being and
32 social interactions (White, 2010). These integrated pathways address the urgency and unprecedented scale of
33 emission reductions necessary to remain within a 1.5°C target (Chapter 2, Section 2.4), the transformational
34 changes needed to overcome the path dependencies that cause current unsustainable trajectories and
35 undesirable lock-in patterns (Chapter 4, Section 4.5), and the ethics and equity dimensions associated with
36 ambitious decarbonization and society-wide transformation across scales and regions (Chapter 5, Sections
37 5.6.1–5.6.4). These pathways also entail a collective, value-driven reflection about the desirable futures we
38 want (Bai et al., 2016; Gillard et al., 2016; Tàbara et al., 2017b).
39
40

41 **5.6.1 Sustainable Development Pathways**

42

43 This section focuses on the growing body of literature on pathways exploring linkages between mitigation,
44 adaptation and sustainable development. It presents, to a large extent, insights from systems approaches to
45 development pathways relevant to a 1.5°C warmer world, and how to get there.
46

47 Identifying “enabling” conditions under which integration of sustainable development with adaptation and
48 mitigation can be achieved is critical for the design of transformation strategies that maximise synergies and
49 avoid potential trade-offs (see Section 5.5). Full integration across all sustainable development dimensions
50 is, however, challenging, given the diversity of sustainable development dimensions and the need for high
51 temporal, spatial, and social resolution to tackle local effects of sustainable development, including
52 heterogeneity that is critically important for understanding poverty and equity implications (von Stechow et
53 al. 2015; Johnson et al. submitted). While quantitative systems models can be helpful in identifying how to
54 address these trade-offs, the analysis of sustainable development pathways often requires improved
55 representation of sustainable development drivers as well as further integration through, for example,

1 bridging and linking of different analytical approaches that can complement each other (Rao et al., 2017;
2 Johnson et al., submitted; Geels et al., 2016; Turnheim et al., 2015).

3
4 Generally, available research on long-term climate change mitigation and adaptation scenarios has covered
5 individual SDGs to different degrees. An initial understanding of the interactions between climate and other
6 SDGs has developed in the areas of health (SDG3), energy (SDG7), economic growth (SDG8) and,
7 increasingly, hunger (SDG 2), as well as the sustainable use of water (SDG6), land (SDG15) and oceans
8 (SDG14) (e.g., Vuuren et al. (2012); McCollum et al. (2013); Clarke et al. (2014); von Stechow et al. (2016);
9 Krey et al.(submitted)). Key areas such as poverty (SDG1), inequality within and between countries
10 (SDG10), the role of education (SDG4), gender (SDG5) sustainable communities and cities (SDG11) or
11 institutions (SDG16) are largely underexplored territory for integrated long-term scenarios (see also Section
12 5.4.3).

13
14 Many pathways studies have focused predominantly on one-directional interactions across a limited set of
15 sustainable development dimensions. Being more limited in scope, these studies often take one or more
16 SDGs as an entry point for reaching broader societal objectives. For example, Abel et al. (2016) show how
17 universal education (SDG 4) would fundamentally change the role of woman in society and by extension
18 result in reduction of fertility in the developing world, ultimately reducing population growth significantly. A
19 smaller population may lead to reduced emissions (O'Neill et al., 2010) and thus support reaching stringent
20 climate targets such as 1.5°C. Higher income due to education may, at the same time, however, increase
21 emissions. The balance of the two effects is not well understood. Another example for a sectoral study is the
22 Global Energy Assessment (Riahi et al., 2012), illustrating how a fundamental energy transformation
23 (SDG7), if managed appropriately, can result in multiple societal benefits for health, security, affordability,
24 access and reliability of energy services.

25
26 Recent pathways studies exploring sustainable development have broadened their scope, given particularly
27 the growing recognition of the many interactions inherent in the management of water, energy, and land-
28 related SDGs and that these interdependencies could fundamentally alter the adopted transition strategies
29 (Arent, 2014; Bierbaum and Matson, 2013). In this context, “nexus” refers to a sub-set of sustainable
30 development dimensions that are investigated together because of their particularly close relationships.
31 Examples of a “nexus” approach include (Parkinson et al., 2016; Conway et al., 2015; Welsch et al., 2014;
32 Rasul and Sharma, 2016; Howarth and Monasterolo, 2017; Keairns et al., 2016). While such a nexus
33 approach foregrounds interactions and feedbacks from a complex systems perspective (Howarth and
34 Monasterolo, 2017), assemblage approaches focus on continuously changing relations between human and
35 non-human actors and constructive tension as opportunities for change (Gillard et al., 2016). Given these
36 interdependencies, the concept of nexus thinking (Fricko et al., 2016) has gained traction within the IAM
37 community and work has begun to improve the representation of nexus linkages within individual models
38 and to develop integrated nexus frameworks that endogenously consider the trade-offs and synergies among
39 water, food, and energy supply systems (Johnson et al., submitted).

40
41 A key challenge of the nexus approach lies in the cross-sectoral nature and complex interlinkages between
42 advancing sustainable development and addressing climate change (Boas et al., 2016; Dimitrov, 2016).
43 Networked governance can assist complex climate decision making (Tosun and Schoenefeld,
44 2017). However a reductive focus on specific SDGs in isolation may undermine the long-term achievement
45 of sustainable climate change mitigation (Holden et al., 2016).

46
47 Nexus assessments are particularly needed in the context of the Sustainable Development Goals (SDGs)
48 where an integrated framework would be useful to identify strategies for addressing multiple goals while
49 avoiding efforts that are counterproductive from a holistic perspective (van Vuuren et al., 2015; Weitz, 2015;
50 Zhou and Moinuddin, 2017). In this context, an early pioneering study by PBL (Vuuren et al., 2012)
51 extended the boundary conditions of pathways to explore also the sustainability of land use, and identify
52 strategies for eradicating hunger and maintaining stable and sufficient food supply while conserving
53 biodiversity. A more recent example of pathways of how water, energy and climate SDGs (6,7,13) interact
54 (Parkinson et al, submitted) calls for integrated water-energy investment decisions in order to manage the
55 transition of these strongly connected sectors. An important option in this context is the provision of

1 bioenergy, which can help mitigate climate change and alleviate energy security concerns, but can have
2 negative impacts on food security, water use, and biodiversity (Bonsch et al., 2016; Chaturvedi et al., 2013;
3 Lotze-Campen et al., 2014; Secretariat of the Convention on Biological Diversity, 2009). Despite these
4 trade-offs, many synergies among solutions exist. Foremost, policies that improve the resource use efficiency
5 of land, energy, and water may have synergistic benefits for the other supply systems given that each system
6 relies on resources from the others (Bartos and Chester, 2014).

7
8 Importantly, there is an increasing body of literature exploring the effect of mitigation pathways (and SDG13
9 on climate) for sustainable development and other SDGs, going beyond the energy-water-land nexus (Krey
10 et al.; Bertram et al.; Grubler et al.,) (Humpenoeder et al., 2017). These studies take decarbonization as an
11 entry point and try to understand implications for sustainable development. (Bertram et al. submitted)
12 emphasise the importance of the mitigation portfolio, and show how choices of mitigation technologies can
13 help in designing mitigation portfolios that would maximise synergies with sustainable development and
14 help avoid trade-offs. (Krey et al. submitted) present a recent modeling comparison experiment on how
15 mitigation affects 21 selected sustainability dimensions, ranging from ecosystem impacts (e.g., biodiversity
16 and afforestation) to health implications, food security, water, employment, to name just a few. A
17 key conclusion from the study is that major synergies between 1.5°C pathways and sustainable development
18 exist and that in most areas where trade-offs between mitigation and sustainable development can be avoided
19 through appropriate policy design (see also Section 5.4.3). Regulation in specific areas may complement
20 price-based instruments to avoid trade-offs due to high carbon pricing of 1.5°C pathways. Such combined
21 policies generally lead also to more early action maximizing synergies and avoiding some of the adverse
22 climate effects for sustainable development (Bertram et al., submitted).

23
24 A more comprehensive analysis of climate change in the context of sustainable development will be
25 dependent on defining suitable reference scenarios that lend themselves to broader sustainable development
26 considerations. The Shared Socioeconomic Pathways (SSPs) (O'Neill et al., 2017; Riahi et al., 2017) (see
27 Chapter 1, Box 1.2) provide a tool-box for integrated assessment of climate-development linkages and
28 constitute thus an important first step in this direction (Ebi et al., 2014). Their underlying narratives (O'Neill
29 et al., 2017a) map well into some of the key SDG dimensions. For example, SSP4 describes a world with
30 highly unequal investments in human capital across the world combined with increasing disparities in
31 economic opportunity and political power leading to increasing inequality and stratification, both within and
32 across countries. In contrast, SSP1 describes a reference world that shifts towards a more sustainable path of
33 inclusive development that respects environmental boundaries compared to historical patterns (van Vuuren et
34 al., 2017). Comparing transition dynamics from such very different reference worlds and studying the co-
35 benefits and risks at the climate-SDG nexus is crucial and thus an important gap that the new scenario
36 framework can fill. The SSPs will need to be linked also to non-SSP pathways approaches, like (Shukla and
37 Chaturvedi, 2013) and other studies, exploring the sustainability implications on regional and global levels.

38
39 The narratives and quantifications of the SSPs have been used so far primarily around mitigation and
40 adaptation. The global mitigation dimension has been assessed relatively comprehensively (Riahi et al.,
41 2017; Rogelj et al., submitted; Bauer et al., 2017; Popp et al., 2017; van Vuuren et al., 2017). Recently, also
42 SSP-based work focusing on adaptation and impacts and applying the framework to different other
43 sustainable development dimensions has become more widespread (Byers et al. submitted; Parkinson et al.
44 submitted; Blanco et al. 2017; Hasegawa et al. 2014; Ishida et al. 2014; Arnell et al. 2015; Bowyer et al.
45 2015; Burke et al. 2015; Hallegatte and Rozenberg 2017; Lemoine and Kapnick 2016; O'Neill et al. 2017;
46 Rozenberg and Hallegatte 2016; Rutledge et al. 2017). So far these activities have resulted in an ensemble of
47 mitigation scenarios, comprehensively covering the entire SSP-RCP matrix. An important finding of the
48 SSP-based mitigation analyses is that the socioeconomic storyline (SSPs) affects mitigation costs almost as
49 much as the choice of the forcing target (RCPs). Perhaps equally important, the mitigation scenarios clearly
50 illustrate how specific socio-economic conditions (e.g., as described by SSP3) might render specific climate
51 forcing targets unattainable (such as 2.6 or 1.9 W m⁻²) (Riahi et al. 2017; Rogelj et al. submitted) (Fujimori et
52 al, 2017). The multiple pathways of the SSP-RCP framework lend itself thus for the systematic exploration
53 of uncertainties and the extent of development-climate synergies or possible trade-offs.

54
55 Harnessing the full potential of the SSP framework to inform sustainable development requires (1) further

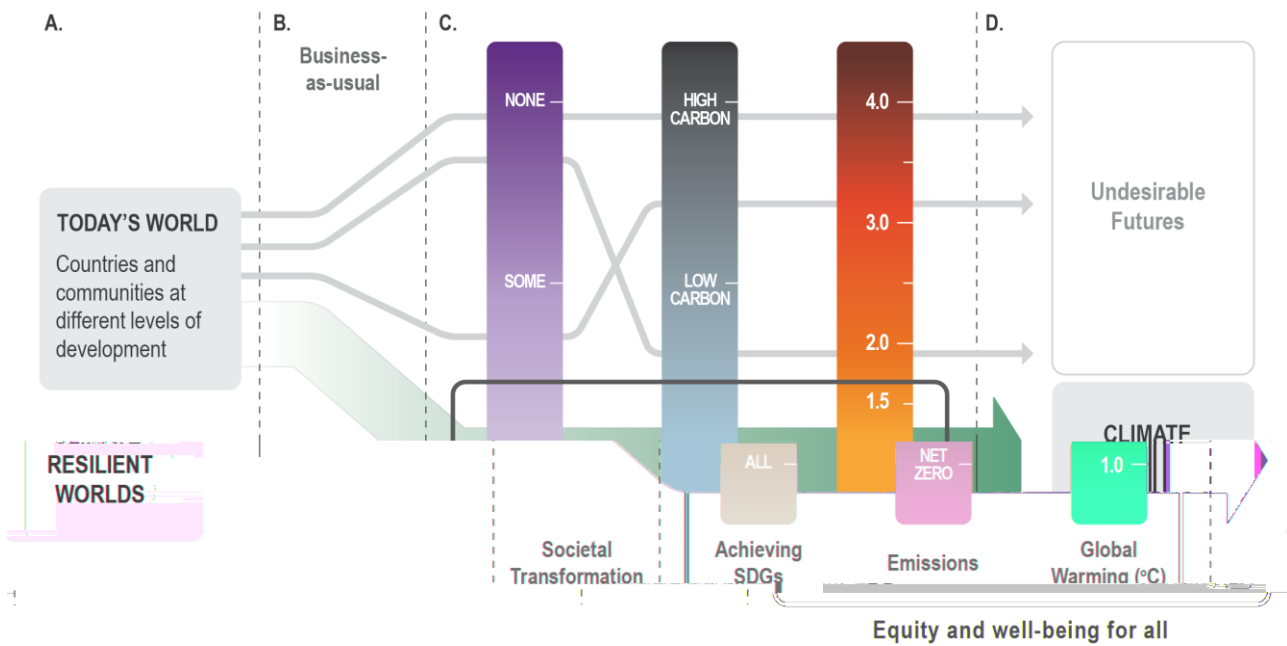
1 elaboration and extension of the current SSPs to explicitly cover sustainable development objectives, and (2)
2 the development of new or variants of current narratives that would facilitate more SDG-focused analyses
3 with climate as one objective (among other SDGs) (Riahi et al., 2017). Initial work in this direction
4 comprises the development of SSP-based inequality and poverty projections (Rao et al, submitted), which
5 have been downscaled to sub-national rural and urban as well as spatially explicit levels (Gidden et al.
6 submitted). The high granularity of the datasets has enabled advanced assessments of local vulnerabilities
7 impacts, and sustainable development effects based on the SSPs (Byers et al. submitted). The explicit
8 representation of poverty and inequality constitutes thus a major advancement of the SSPs compared to
9 earlier community scenario sets, such as the RCPs (van Vuuren et al., 2011) or the SRES (Nakicenovic et al.,
10 2000). A major conclusion from the SSP-based inequality assessments is that aggressive reductions in
11 between-country inequality may decrease the emissions intensity of global economic growth (Rao and Min,
12 In Press). This is due to the higher potential for decoupling of energy from income growth in lower income
13 countries, which would be critically important for reaching 1.5°C climate targets in a socially and
14 economically equitable world.

15
16 Scenarios in major international research collaborations, for example under the umbrella of IPBES
17 (Intergovernmental Platform on Biodiversity and Ecosystem Services) or “The World in 2050”
18 (www.TWI2050.org) increasingly build upon the SSPs as a starting point in order to explore conditions
19 under which the SDGs can be achieved. Particularly the TWI2050 has been established to provide the
20 framework for the scientific community to explore so-called Sustainable Development Pathways (SDPs).
21 The TWI2050 framework is designed to allow modeling groups, using for example Integrated Assessment
22 Models (IAM) and Earth system models (ESM), and other models, to identify and explore pathways to
23 achieve all SDGs on a stable and resilient Earth system (Griggs et al., 2013; Rockström et al., 2009b; Steffen
24 et al., 2015). In addition, the SDPs share some elements with the so-called CDRPs (see Section 5.6.2), going
25 beyond modelling and including a narrative where required governance and institutional changes would help
26 addressing critical societal goals related to, eg, poverty, vulnerability and inequality. The framing is set to
27 explore pathways to reach the SDGs by 2030, continue to deliver on social and economic aspirations in an
28 expanding world by 2050, and to do so within the biophysical safe operating space of a stable and resilient
29 Earth system. Main components of TWI2050 framework includes the development processes for the SDP
30 narrative which would expand beyond the SSP1 sustainability narrative (O’Neill et al., 2017a; van Vuuren et
31 al., 2017); and two target spaces of indicators that provide the first step to allow modeling groups and other
32 research communities to use backcasting approaches to analyse pathways from 2050 (and in some cases
33 2100) to the present. At the moment, the pathways are under development as part of the TWI2050
34 community process with a first report scheduled for 2019 to inform the High Level Political Forum on the
35 SDGs.

36 37 38 **5.6.2 Climate-resilient Development Pathways**

39 This section assesses literature that adopts the second notion of pathways as solution-oriented trajectories
40 and decision-making processes toward achieving a set of future goals to be considered for a 1.5°C warmer
41 world. It introduces climate-resilient development pathways (CDRPs) as a conceptual and aspirational notion
42 of pathways that are socially desirable, taking into account individual and collective values and socio-
43 cultural, place-specific preferences, fair and equitable, and compatible with 1.5°C trajectories (Figure 5.5;
44 FAQ 2). CRDPs are best understood as an extension to climate-resilient pathways (Denton et al., 2014) and
45 transformation (emission reduction) pathways (Clarke et al., 2014), as defined in the AR5, as well as earlier
46 advances in the domain of climate-compatible development (Maxwell, 2016; Mitchell and Maxwell, 2010;
47 Stringer et al., 2014; Wood et al., 2016a, 2017) and triple-wins (see Section 5.5). They are based on a
48 growing, yet dispersed literature following the 2015 Paris Agreement and the Agenda 2030 – Transforming
49 our World, including the triple emphasis on development, resilience, and transformation as laid out in the
50 latter.

1 [INSERT FIGURE 5.5 HERE]



2
3 **Figure 5.5:** Climate-resilient development pathways (CRDPs) (green thick arrow) between our current world in which
4 countries and communities exist at different levels of development, with various adaptation and mitigation
5 measures available to them (A) and future worlds that are climate-resilient (bottom), undesirable (top), or
6 somewhere in between (D). CRDPs emerge when aligned with societal transformation rather than
7 business-as-usual policies and approaches (B). Pathways that achieve the SDGs by 2030 and beyond,
8 strive for net zero emissions by mid- or later 21st century, and stay within the global 1.5°C warming target
9 by the end of the 21st century, while ensuring equity and well-being for all, are considered as CRDPs (C).
10
11

12 **5.6.2.1 Transformations, Well-being, and Equity**

13 The notion of development pathways that are simultaneously climate resilient, as suggested by emerging
14 literature, delineates a future in which easy wins, minor trade-offs, and space for inaction are waning while
15 low-carbon trajectories are taken up across societies, in alignment with the UNFCCC premise of “common
16 but differential responsibilities and respective capacities” (CBDR/RC). For CRDPs to attain the anticipated
17 *transformations*, within a small window of time, all countries, independent of their income level or
18 development status, as well as non-state actors, will need to strengthen their contributions, through bolder
19 and more committed effort-sharing (Ekwurzel et al., 2017; Frumhoff et al., 2015; Holz et al., 2017; Millar et
20 al., 2017; Rao, 2014; Shue, 2017) (*medium evidence, high agreement*). Sustaining decarbonization rates at a
21 level compatible with the 1.5°C target would be ‘historically unprecedented’ (Millar et al. 2017: *ref*) and not
22 possible without rapid transformations to a net-zero-emissions global economy by mid-century (Rockström
23 et al., 2017a) or the later half of the century (Granoff et al., 2015). Such efforts would entail overcoming
24 entrenched barriers such as technical, infrastructural, institutional, and behavioral carbon lock-in, within and
25 across states and sectors (Pfeiffer et al., 2016; Seto et al., 2016), as well as defeating the path dependencies
26 of poverty dynamics (so-called poverty traps) at the level of households, communities and nations (Boonstra
27 et al., 2016; Enqvist et al., 2016; Haider et al., 2017; Lade et al., 2017) (*medium evidence, high agreement*).
28

29 *Well-being for all* (Dearing et al., 2014; Raworth, 2012, 2017b; Rockström et al., 2009a) appears as one of
30 the core yardsticks for CRDPs. It includes peace and justice, social equity, gender equality, political voices,
31 and networks, in addition to education, income and work, health, food, water, energy, and housing, as
32 illustrated in the ‘Doughnut’ of social and planetary boundaries (Raworth, 2012). The fundamental social
33 condition to enable well-being for all is to address entrenched inequalities within and between countries,
34 especially those that show continuous shortfalls below the social foundations (e.g., peace and justice, gender
35 equality, and political voice) while eliminating ecological overshoots (Raworth, 2017a, b), analogue to the

1 Agenda 2030 premise to ‘leaving no one behind’, including no place and no ecosystem. This entails
2 transforming economies and overcoming uneven consumption and production patterns to avoid critical human
3 deprivation (Dearing et al., 2014; Häyhä et al., 2016; Raworth, 2017b) and moving toward development as
4 well-being rather than growth (Gupta and Pouw, 2017).

5
6 *Equity, fairness, and climate justice* constitute the other essential yardstick for these pathway endeavours
7 (Caney, 2012; Klinsky et al., 2017a; Moellendorf, 2015; Roser and Seidel, 2017; Sealey-Huggins, 2017;
8 Shue, 2014a; Thorp, 2014) (*medium evidence, high agreement*). Consideration for what is equitable and fair
9 in the pursuit of 1.5°C suggests the need for stringent decarbonization that does not exacerbate social
10 injustices, locally and at national levels (Okereke and Coventry, 2016), is ‘socially desirable and acceptable’
11 rather than merely economically and technically feasible (Rosenbloom, 2017; von Stechow et al., 2016), and
12 makes visible vested interests implicated in defining what is considered feasible (Gardiner, 2013; Haasnoot
13 et al., 2013; Meadowcroft, 2011; Normann, 2015; Patterson et al., 2016; Preston, 2013). Pathways
14 compatible with 1.5°C warming are not merely ‘possible futures’ but their development, deliberation, and
15 implementation entail societal values and a ‘new politics of anticipation’ (Beck and Mahony, 2017: *ref*),
16 including attention to politics and power that perpetuate business-as-usual trajectories (O’Brien, 2016), the
17 politics of the sustainability and capabilities of everyday life (Agyeman et al., 2016; Schlosberg et al., 2017),
18 and the deep-seated inequities built into uneven development and uneven climate ambitions (CSO Review,
19 2015; Holz et al., 2017)(*medium evidence, high agreement*).

20
21 Identifying socially acceptable, inclusive, and equitable pathways for a 1.5°C warmer world that take into
22 account differential responsibilities and capacities is a challenging yet essential endeavour, fraught with
23 complex moral, practical, and political difficulties (*very high confidence*). It asks ‘whose vision of a climate
24 compatible [and resilient] future is being pursued and along which pathways?’ (Gillard et al., 2016:*ref*).
25 Hence, equity- and urgency-driven pathways toward livable, just, and low-carbon futures and conscious
26 social transformation necessitate public deliberation and participatory processes, including from those most
27 affected (Leach et al., 2010; O’Brien, 2016; Rosenbloom, 2017; Stirling, 2014; Tåbara et al., 2017a).
28 Meeting the social and governance conditions that enable CRDPs is a prerequisite for their feasibility, yet
29 how to do so remains insufficiently addressed in most pathways literature (see Chapter 1, Cross-chapter Box
30 1.1). Vital lessons emerge from lived experiences with and tensions within climate-compatible and climate-
31 resilient development approaches (e.g., Baker et al., 2014; Archer and Dodman, 2015; Reed et al., 2015;
32 Swilling et al., 2016; Arent et al., 2017; Brown et al., 2017) (see Section 5.5).

33 34 35 5.6.2.2 *Development Trajectories, Responsibilities, and Capacities*

36 The potential for embarking on and realistically pursuing development pathways that are sustainable and
37 climate-resilient differs between nations at different levels of development (*very high confidence*). The
38 associated equity challenges are made explicit through the ‘Common but Differentiated Responsibilities and
39 Respective Capacities’ (CBDR-RC), as defined in the UNFCCC. There is a growing literature on various
40 effort- or burden-sharing approaches to climate stabilization among all countries, predominantly at the level
41 of nation states (Baer et al., 2008; Okereke and Dooley, 2010; Okereke and Coventry, 2016; Anand, 2017; du
42 Pont et al., 2017; Bexell and Jönsson, 2017; van den Berg et al., under review). Different principles and
43 methodologies result in different levels of responsibilities and capacities (Skeie et al., 2017), with some,
44 however, systematically biased against poorer countries and those with low emissions (Kantha et al.
45 forthcoming). The disparity between nations, their respective opportunities and challenges, and the position
46 they occupy on current development trajectories, as highlighted in the 2017 SDG Dashboard, determine to a
47 large extent the countries’ uneven potential for pursuing CRDPs in a 1.5°C warmer world. For the
48 developing world, achieving the 1.5°C goal also means potentially severely curtailed development prospects
49 (Okereke and Coventry, 2016) while not meeting the 1.5°C will also have implications. Successfully
50 navigating CRDPs will go hand in hand with countries’ efforts to ensure inclusive societies, development as
51 well-being, and green economies, and honour their obligations to human rights, as outlined in the SDGs and
52 the Paris Agreement, in alignment with the Right to Promote Sustainable Development (Gupta and Arts,
53 2017a; Gupta and Pouw, 2017).

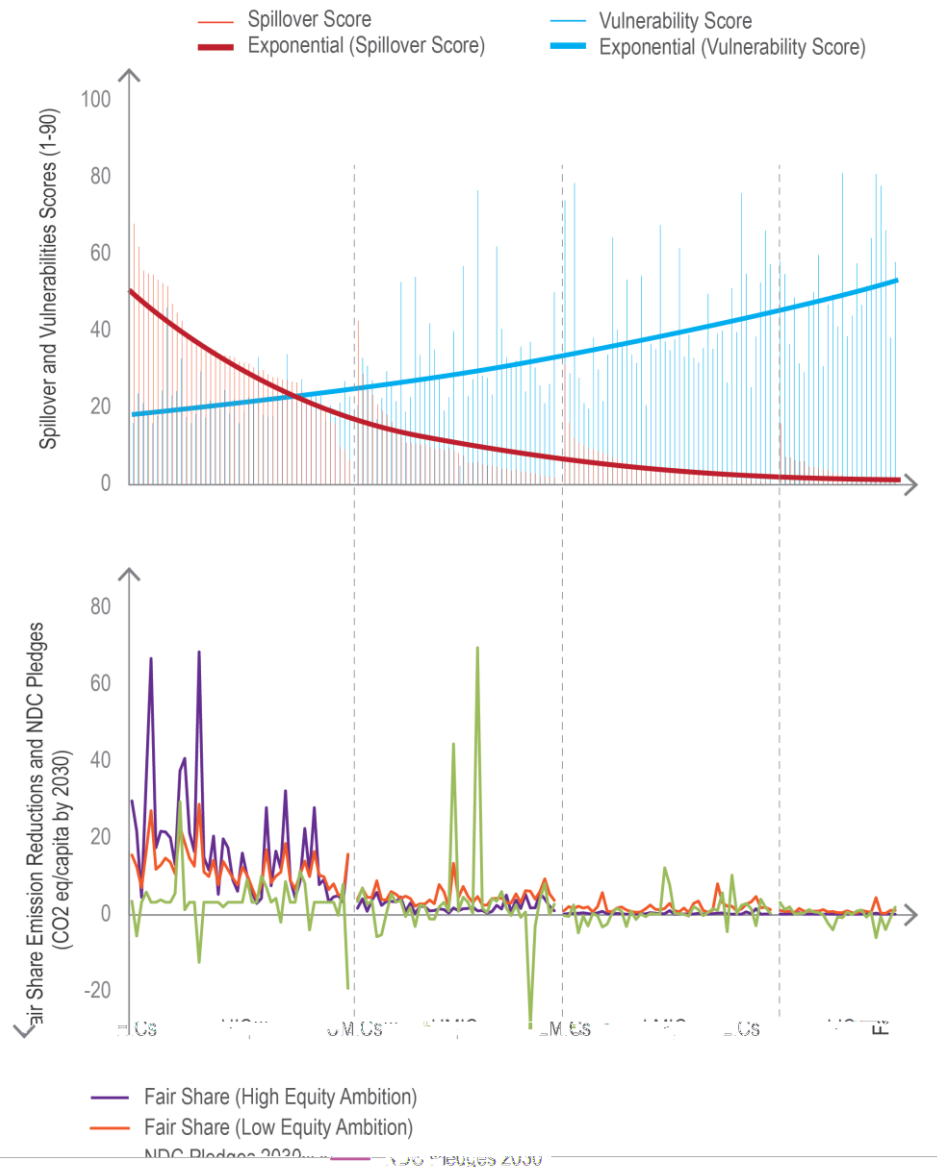
54
55 Recent advances in the scientific literature address notions of fair shares at the level of nation states in their

1 attempt to limit global warming to 1.5°C (CSO Review 2015; du Pont et al. 2017; Holz et al. 2017; Winkler
2 et al. 2017). These efforts build on the AR5 ‘responsibility-capacity-need’ assessment (Clarke et al., 2014),
3 complement other proposed national-level metrics for capabilities, equity, and fairness (Fuglestedt and
4 Kallbekken, 2016; Heyward and Roser, 2016; Klinsky et al., 2017b) and fall under the wider umbrella of fair
5 share debates on responsibility, capability, and right to development in climate policy (Fuglestedt and
6 Kallbekken, 2016). In the (I)NDCs, the large majority of nations (>90%), including Least Developed
7 Countries (LDCs), Small Island States (SIDs) and other countries in the global South, considered fairness
8 and equity largely through the lenses of a country’s vulnerability and/or their small shares of global
9 emissions, compared to OECD countries (<10%), with only limited reference to 1.5°C overall (Winkler et
10 al., 2017). Such scientific literature contributes to the understanding of the ethical premises and
11 consequences of the relative fairness in countries’ pledges and actions, without being policy-prescriptive
12 (Kantha et al., under review).

13
14 Recent literature suggests that a ‘justice-centred implementation of 1.5°C compliant mitigation’ (Holz et al.
15 2017:xx), based on a country’s responsibility and capacity, requires both ambitious domestic emission
16 reductions and committed international cooperation whereby wealthier countries support poorer ones,
17 technically, financially, and otherwise, to mitigate their fair share (Okereke and Coventry, 2016). Such an
18 approach also takes into account the differential costs of implementing mitigation (Akimoto et al., 2016;
19 Clarke et al., 2014; Hof et al., 2017; Maljean-Dubois, 2016; Williams and Montes, 2016) (*medium evidence,*
20 *medium agreement*). Figure 5.6 depicts these ‘dual obligations’ by highlighting high and low ambition fair
21 share emission reductions. Data are extracted from the Climate Equity Reference Framework (CERF), the
22 successor to the Greenhouse Development Rights framework (Baer et al., 2008), a well-known, justice-based
23 effort-sharing scheme, and summarised by Holz et al. (2017): high-income countries are typically less
24 vulnerable to climate change, externalise many of the costs of their domestic development (high international
25 ‘spill-overs’), and have pledged NDCs that, on average, are significantly lower than the fair share of
26 emission reductions as assessed through the CERF. Poorer countries, by contrast, tend to be more vulnerable,
27 generate low spillovers, and yet may have to do more than their fair share, conditional upon adequate
28 external support (Holz et al., 2017).

29

1 [INSERT FIGURE 5.6 HERE]



2
3
4
5
6
7
8
9
10
11
12
13
14
15
16
17
18
19
20
21

Figure 5.6: Common but Differentiated Responsibilities and Respective Capacities between high-, middle-, and low-income countries. The figure shows countries’ vulnerability to climate change (blue), international spillovers (red), two 2030 ‘mitigation fair shares’ for a 1.5°C consistent pathways (purple and orange line, respectively) and submitted Nationally Determined Contributed [NDC] pledges (lower ambition/unconditional) for 2030 (green line). Vulnerability and Spillover scores are shown along the left axis (0–90), with higher scores indicating higher vulnerability to climate change and higher international spillovers. The Vulnerability Score is a measure of a country’s overall vulnerability to climate change, averaging the combined scores of the normalised Climate Change Vulnerability Index (Sachs et al., 2017), based upon HCSS, 2015) and the Notre Dame Global Adaptation Index (ND-GAIN, 2017). The Spillover Score is the degree to which development undertaken by one country negatively affects or forecloses development opportunities in other countries, that is, a measure of externalizing the costs of development, averaging nine normalised spillover indices grouped within three themes: environmental, finance and security (see Sachs et al., 2017). The blue and red dotted lines across the data set indicate trend lines (exponential) for the vulnerability score and spillover score, respectively, across the four income groupings. The Fair Share Emission Reduction Scores and NDC Pledges are shown on the right axis and are expressed in ktonnes CO₂ equivalent per capita (ktCO₂-eq/cap) against baseline, based on Holz et al. (2017) supplementary data, and the Climate Equity Reference Calculator (CERC, 2017). The ‘high equity ambition’ fair share score (most progressive) (purple line) is calculated using 1980 as the historical start

1 date, a development threshold of US\$7,500, a luxury threshold of \$50,000 (progressive between
2 thresholds), and a 50:50 ratio between Responsibility and Capacity. The ‘low equity ambition’ fair share
3 score (least progressive) (orange line) is calculated using 1990 as the historical start date, no development
4 threshold and no luxury threshold, and a 50:50 ratio between Responsibility and Capacity. The NDC
5 pledges for 2030 emission reductions (green line) are expressed in t/capita CO₂eq of mitigation below
6 baseline, under the low ambition case Holz et al. (2017). Countries are grouped along the horizontal axis
7 according to the World Bank 2017 income levels: High-Income Countries (HIC), Upper Middle-Income
8 Countries (UMIC), Lower Middle-Income Countries (LMIC) and Low-Income Countries (LIC).
9

10 Recent literature suggests important contributions to climate change from non-state actors such as cities
11 (Bulkeley et al., 2013, 2014b; Byrne et al., 2016), businesses (Frumhoff et al., 2015; Heede, 2014; Shue,
12 2017) and transnational initiatives (Andonova et al., 2017; Castro, 2016) and their responsibilities toward
13 those affected by the damages (*medium evidence, medium agreement*). Strikingly, the contributions of 90
14 industrial carbon producers to the rise in atmospheric CO₂ (~57%), global mean surface temperature (~42–
15 50%), and global sea level (~26–32%) over 1880–2010 (with two thirds of these during 1980–2010) has
16 been highlighted (Shue, 2017; Heede, 2014; Ekwurzel et al., 2017). Hence, non-state actors, especially
17 businesses, shape the potential of countries and citizens to pursue CRDP and, in turn, are shaped by the
18 environment that determines their capacity to adopt low-carbon and climate-resilient trajectories and embark
19 on transition pathways (see Chapter 4, Section 4.5).
20

21 At the level of groups and individuals, equity in pursuing low-carbon and climate-resilient development
22 means deliberately focusing on well-being and strengthening the capabilities of people who are typically
23 excluded, marginalised, and most vulnerable (Byrnes, 2014; Klinsky et al., 2017b; Tokar, 2014).
24 Community-level CRDPs that focus on capabilities and capacities can provide an important complement to
25 national trajectories, flagging potential negative impacts of state-level commitments on disadvantaged
26 groups, such as low-income communities and communities of colour (Baer et al., 2008; Caney, 2009; Farrell,
27 2012; Rao et al., 2014). They underscore the crucial roles of social equity, participatory governance, social
28 inclusion, and human rights, as well as innovation, experimentation, and collective learning (*medium
29 evidence, high agreement*) (see emerging case studies and lessons learned in Section 5.6.3 and Section
30 5.6.4). This approach to CBDR-RC implies choosing climate actions that create opportunities and benefits
31 and allow people to live a life in dignity (following Sen and Nussbaum) while avoiding actions that
32 undermine capabilities and erode well-being (Klinsky et al. 2016). It is in alignment with transformative
33 social development (UNRISD, 2016) and the 2030 Agenda of “leaving no one behind”, aiming to preclude
34 severe limitations in adaptive capacities while supporting transformation and strengthening resilience.
35
36

37 **5.6.3 Emerging Country and Community Experiences with Climate-Resilient Development Pathways**

38 Literature depicting different notions of sustainable development trajectories that are consistent with CRDPs
39 as outlined above, degrees of global warming. Nonetheless, examples from case studies suggest four key
40 aspects (outcomes), albeit not necessarily all at once: (i) enhanced adaptation and reduced vulnerabilities; (ii)
41 stringent emission reduction; (iii) the promotion of equity, fairness and justice; and (iv) poverty eradication
42 and improved well-being for people and ecosystems.

43 This section provides insights from regional-, national- and community-level policy and planning efforts and
44 experiences consistent with CRDPs and their core dimensions. Through the case studies that follow, it is
45 possible to identify context-specific ingredients for successes and challenges encountered, across a variety of
46 scales, and hence provide invaluable lessons for a 1.5°C warmer world. None of these examples reveals
47 win-win (or triple-win) trajectories but instead complex trade-offs along a continuum of ‘socially acceptable’
48 and ‘market-oriented’ pathways, highlighting the vital role of societal values, internal contestations, and
49 political dynamics, all of which are not easily evaluated through scientifically and analytically rigorous
50 analysis alone (Edenhofer and Minx, 2014; UNRISD, 2016; von Stechow et al., 2016).
51

1 *5.6.3.1 Regional and State-led Efforts Toward Climate-resilient Development Pathways: Green States,*
2 *Low-carbon Economies, and National Planning and Partnerships*

3 Various development models and pathways exist, known under various levels (e.g., green growth, inclusive
4 growth, de-growth, post-growth, and development as well-being rather than growth) as well as region-specific
5 pathway planning and partnership approaches. States play an important role in reconciling low-carbon
6 pathways with sustainable development and ecological sustainability. This section offers two examples.

7
8 Labels such as ‘green economy’, ‘green growth’, and ‘green states’ are increasingly used to describe nation-
9 state strategies and policies for such dual commitment; yet, how states employ these concepts varies widely.
10 Several typologies distinguish between green economy discourses and their potential for transformative
11 change. Those discourses that align best with CRDPs are described as ‘transformational’ and ‘strong’
12 (Ferguson, 2015). Important insights stem from the 2011 UNEP report ‘Towards a Green Economy:
13 Pathways to Sustainable Development and Poverty Eradication’ where a green economy is defined as ‘low-
14 carbon, resource efficient and socially inclusive’, leading to ‘improved well-being and social equity, while
15 significantly reducing environmental risks and ecological scarcities’ (UNEP 2011: 9); and the 2012
16 UNESCAP ‘Green Growth, Resources and Resilience: Environmental Sustainability in Asia and the Pacific’,
17 with a strong focus on poverty reduction and resilience building (Georgeson et al., 2017b). Despite
18 continuous reliance on market mechanisms and economic growth, and other criticism (Brockington and
19 Ponte, 2015; Wanner, 2014), the UN approaches appear best suited to integrate green economy pathways
20 with sustainable development and the SDGs (Brown et al., 2014; Georgeson et al., 2017b).

21
22 Nonetheless, in promoting poverty eradication, equity and social and environmental justice—core aspects of
23 CRDPs—existing discourses fall short of their potential. An overemphasis on market and profit opportunities
24 tend to trump environmental justice legislation and enforcement, and procedural justice policies appear more
25 preoccupied with managing risks and controlling people and resistance rather than including and
26 empowering affected citizens (Bell, 2015). States from the Global North, especially the Scandinavian
27 countries that rank top in the Global Green Economy Index/Social Progress Index (2016), have embraced the
28 concept of ‘green states’ earlier on (Tienhaara, 2014; Ferguson, 2015; Duit et al., 2016; Bäckstrand and
29 Kronsell, 2015; Han, 2015; Bell, 2015; Kim and Thurbon, 2015; Bell, 2016), yet several high-income
30 countries also show high spill-over effects due to the out-sourcing of their emissions (Holz et al., 2017) (see
31 Figure 5.6). An alternative is a ‘thick green’ perspective that emphasises equitable de-growth beyond GDP
32 reduction, democracy and empowerment of civil society, including marginalised groups, and justice that
33 alters the global economy’s very structure (Buch-Hansen, 2018; Ehresman and Okereke, 2015; Lorek and
34 Spangenberg, 2014; Schneider et al., 2010) (see also Chapter 4, Section 4.5).

35
36 Several countries from the Global South, including China, India, Brazil, and South Africa, have been
37 described as ‘emerging green states’ (Death 2014; Death 2015), despite concerns over lacking budgets, high
38 unemployment or repressive regimes, and more urgent development priorities (Chandrashekeran et al., 2017;
39 Brockington and Ponte, 2015; Cock, 2014). Brazil, for instance, has emphasised its leading role in ambitious
40 climate action, based on low per-capita energy-driven GHG emissions, clean energy sources, and slowing
41 rates of deforestation, coupled with the creation of green jobs, a boost in renewables and sustainable
42 transportation (Brown et al., 2014; La Rovere, 2017) and social welfare programs tied to payment for
43 ecosystem services (e.g., the now discontinued *Bolsa Verde*). The latter demonstrated success in poverty
44 reduction, sustainable forest use practices, and more equitable decision making with community participation
45 (Cook et al., 2012; Coudel et al., 2015; OECD, 2015; Schwarzer et al., 2016; Pinho et al., 2014; Börner et
46 al., 2013; Gebara, 2013). Yet, wider concerns remain relating to Brazil’s persistent inequalities, large-scale
47 hydroelectric projects, monetisation of ecosystems, and lack of participation in green-style projects (Brown
48 et al., 2014) as well as the labour conditions in the country’s Brazil’s growing sugarcane ethanol sector and
49 associated potentials for displacement (McKay et al., 2016).

50
51 Such openings for low-carbon transitions in non-OECD countries, even if contradictory and incomplete, may
52 boost stronger efforts (Stern, 2015) and provide vital lessons for CRDPs. Most national strategies are
53 distinctly state-driven, ranging from Ethiopia’s ‘Climate-resilient Green Economy Strategy’ and
54 Mozambique’s Green Economy Action Plan’ to ecosystem- and conservation-driven green transition paths
55 adopted in Costa Rica and other Latin American countries to China’s and India’s technology and renewables

1 pathways (Brown et al., 2014; Chen et al., 2015; Death, 2014, 2015, 2016; Khanna et al., 2014; Kim and
2 Thurbon, 2015; Wang et al., 2015; Weng et al., 2015). Reconciling low-carbon pathways with inclusive
3 development in oil-producing countries provides complex economic and ethical challenges, due to stranded
4 assets (e.g., Caney, 2016; Bos and Gupta, 2017)(see Box 5.2). Experiences with low-carbon resilient
5 development approaches in Least Development Countries (LDCs) highlight the crucial role of identifying
6 synergies across scale, removing institutional barriers, and ensuring equity and fairness in distributing
7 benefits as part of the right to development (see also Section 5.5) (Fisher, 2013b; Rai and Fisher, 2017).

8
9 [START BOX 5.2 HERE]

11 **Box 5.2: Low-Carbon Pathways in Oil-Producing Countries**

12
13 The Gulf Cooperative Council (GCC) region is characterised by high aridity, vast low costal lands, and
14 fragile ecosystems as well as high dependency on hydrocarbon resources (natural oil and gas), which
15 together make the region vulnerable to both the physical impacts of climate change and the socioeconomic
16 impacts of policies and response measures to address climate change. The region is vulnerable to water stress
17 (Evans et al., 2004; Shaffrey et al., 2009), desertification (Bayram and Öztürk, 2014), sea level rise, and high
18 temperature and humidity with future levels potentially beyond human adaptability (Pal and Eltahir, 2016).
19 Economically, the region is vulnerable to the negative impacts of climate change response measures on the
20 global demand and price of hydrocarbons, given that oil and gas revenues accounted for ~70% of
21 government budgets and contributed > 35% to the region’s GDP in 2010 (Callen et al., 2014). The region is
22 projected to face the highest costs from global GHG emission reduction pathways consistent with 2°C
23 stabilization, regardless of the policy design, with average loss > 10% in present value consumption from
24 business-as-usual scenarios compared to a world average cost of 1.5% (Leimbach et al., 2010; Massetti and
25 Tavoni, 2011), with even higher losses expected under a 1.5°C compatible trajectory.

26
27 A low-carbon pathway that manages climate-related risks within the context of sustainable development and
28 1.5°C warming requires an adaptation approach that jointly addresses both types of vulnerabilities (Al
29 Ansari, 2013; Babiker, 2016; Griffiths, 2017; Lilliestam and Patt, 2015). Rising per-capita GDP, energy and
30 CO₂ intensities, and large carbon footprints (Babiker, 2010; Babiker and Fehaid, 2011) suggest difficult
31 trade-offs between mitigation measures and economic development. Yet, there are emergent opportunities
32 for energy price reforms, energy efficiency, turning emissions in valuable products, and deployment of
33 renewables and other clean technologies, if accompanied with appropriate policies and in the context of
34 economic diversification (Atalay et al., 2016; Luomi, 2014; Griffiths, 2017a; Griffiths, 2017b). The offered
35 INDCs for GCC countries identified energy efficiency, deployment of renewables, and technology transfer
36 to enhance agriculture, food security, protection of marine, and management of water and costal zones
37 (Babiker, 2016). The renewables deployment potentials in the region are large, including the “Estidama”
38 Initiative and Abu Dhabi’s Plan 2030, and UAE 2050 Strategy for UAE; and Vision 2030 for Saudi Arabia
39 (IRENA, 2016), yet their exploitation is currently limited by economics and structural challenges (Griffiths,
40 2017; Lilliestam and Patt, 2015). The deployment of renewables in planned mostly for electricity
41 generation, ranging from 5% by 2030 for Bahrainto 25% by 2030 and 75% by 2050 for UAE (Griffiths,
42 2017).

43
44 The United Arab Emirates (UAE) is at the forefront among the GCC and Middle East and North African
45 (MENA) countries in the development and deployment of renewable energy. UAE hosts the flagship
46 renewables development project “Masdar” intended to be “The world’s most sustainable eco-city” featuring
47 a global clean technology hub, the world’s first carbon-neutral zero waste city, and recently became the
48 headquarter of the International Renewable Energy Agency (Angelidou, 2017; Cugurullo, 2016; IRENA,
49 2016). Masdar, inspired by the UAE Vision 2030, is a commercially driven, international renewable energy
50 and sustainability company that advances solutions in energy, water, urban development and clean
51 technologies in and outside the UAE (Cugurullo, 2013, 2016). Masdar city is a \$20 billion emerging global
52 clean-technology cluster that places its resident companies in the heart of the global renewable energy
53 industry (Cugurullo, 2016). “Mubadala”, a renewables company under Masdar, is advancing the
54 development, commercialization and deployment of renewable energy solutions and clean technologies,
55 establishing Abu Dhabi as a global centre of excellence in the renewable energy and clean technology sector

(Masdar, 2017). Under Masdar, “Shams1” is the largest concentrated solar power (CSP) plant in the region with a capacity of 100 MW developed through a BOO (Build Operate and Own) contract to feed the emirate of Abu Dhabi (Cugurullo, 2013; Masdar, 2017). UAE has the best frameworks in place for renewable energy deployment in the GCC and MENA context (Mondal et al., 2016) and is known for innovative pricing and methods of financing, for instance power auctioning, with Dubai leading in utility-scale solar PV auctions (Griffiths, 2017). The Power Purchase Agreement (PPA) for Dubai’s first phase of renewable energy solar park of 200 MW was auctioned at a record low price of \$0.0584 per kWh in March 2015. The auction for the third phase of the park in 2016 resulted in the lowest ever bid for solar PV of \$0.0299 per kWh (Griffiths, 2017).

[END BOX 5.2 HERE]

The example of Small Pacific Island Development States (PSIDS) highlights other vital aspects of regional- and state-level planning and partnership efforts consistent with core dimensions of CRDPs. For most PSIDS, climate change poses a severe risk to sustainable development (*medium evidence, high agreement*). Since the AR5 – IPCC (2014), emerging literature has examined opportunities for PSIDS to coordinate national adaptation planning to advance the 2030 Agenda for Sustainable Development, respond to global climate change objectives of Paris and reduce the risk of disasters in line with the Sendai targets (FRDP, 2016; McCubbin et al., 2015; Nunn and Kumar, 2017; Shultz et al., 2016).

The SAMOA Pathway: SIDS Accelerated Modalities of Action (United Nations, 2014a) prioritised partnerships for adaptation to climate change as the immediate and urgent global priority for SIDS, considering their special needs and vulnerabilities to climate change, complex risks and the potential of climate change to adversely affect their efforts to achieve sustainable development (Steering Committee on Partnerships for SIDS and UNDESA, 2016). There is agreement that developing and enhancing the resilience of national economies and communities to climate change is a priority for most Pacific Island Countries (PIC) (Government of Kiribati, 2012, 2016; Lefale et al., 2017; MELAD, 2012).

However, PSIDS have varied access to human, institutional, social and financial resources at the national, island/provincial, and village/local community, particularly in small states like Kiribati, Nauru, and Tuvalu, to meet obligations under the UNFCCC and achieve and maintain sustainable, resilient development (Barnett and Walters, 2016; Cvitanovic et al., 2016; Hemstock, 2017; Michalena and Hills, 2018).

Pacific Island communities have different approaches to the application and integration of ‘resilience’ and ‘development’ in national planning contexts as a result of differing social contexts and experiences of economic development and access to human, technical, institutional and financial resources including regional and international support (Aipira et al., 2017; Bell et al., 2016; Buggy and McNamara, 2016; Cabezon, 2015; Janif et al., 2016; McNamara and Buggy, 2017; Robinson and Dornan, 2017).

Climate resilience planning for the short to medium term may be insufficient to address increasingly complex, severe climatic impacts over time (Dilling et al., 2015). However, regionally related efforts to develop and implement climate-resilient community planning frameworks have been established in Papua New Guinea, Timor Leste, and Vietnam (Sterrett, 2015a). The Pacific Risk Resilience Programme (PRRP) also aims to provide guidance and advice to Fiji, Solomon Islands, Tonga and Vanuatu on ways to integrate planning to reduce vulnerability and enhance climate change and disaster risk management in routine national and subnational planning processes, in a gender- and socially-inclusive manner (UNDP, 2016). The Republic of Vanuatu is leading the PSIDS to develop a national plan coordinated across government departments and other sectors (MCCA, 2016)(see Box 5.3).

1 [START BOX 5.3 HERE]
2

3 **Box 5.3: Republic of Vanuatu–National Planning for Development and Climate Resilience**
4

5 The Republic of Vanuatu has developed a national response to climate-resilient development in the context
6 of high exposure to hazard risk (UNU-EHS, 2016). Despite rapid urbanisation (ADB, 2013), an estimated
7 80% of the population still reside in rural areas and depend on ‘subsistence, rain-fed agriculture’ on coastal
8 plains together with coastal fisheries for food security (Sovacool et al., 2017a). Sea level rise, increased risk
9 of prolonged drought, water shortages, intense storms and cyclone events and degraded coral reef
10 environments are predicted to erode human security (Aipira et al., 2017; Gov of Vanuatu, 2015).
11

12 While Vanuatu faces severely constrained adaptive capacity (Gov of Vanuatu, 2015; Kuruppu and Willie,
13 2015; Sovacool et al., 2017a), it has developed a national level sustainable development plan for 2016 to
14 2030, also referred to as the People’s Plan (Republic of Vanuatu, 2016). This overarching national plan of
15 action on economy, environment, and society aims to build adaptive capacity and resilience to climate
16 change and disasters. It emphasises the importance of a single focal institutional point, coordinating an
17 inclusive planning response that considers the rights of all Ni-Vanuatu including women, youth, the elderly
18 and vulnerable groups are promoted in relevant institutions (Nalau et al., 2016). Vanuatu has also developed
19 a Coastal Adaptation Plan (Republic of Vanuatu, 2016) and an integrated Climate Change and Disaster Risk
20 Reduction Policy (2016–2030) that sets out directives for the implementation of CC and DRM initiatives.
21 The first South Pacific national advisory board on Climate Change & Disaster Risk reduction (NAB) at a
22 national level was established in Vanuatu in 2012 (UNDP, 2016). This is the policy making and advisory
23 body for all disaster risk reduction and climate change programs, projects, initiatives and activities.
24

25 Vanuatu’s National efforts aim to integrate planning at multiple scales, and increase climate resilience by
26 supporting local coping capacities and iterative, inclusive processes of sustainable development and
27 integrated risk assessment (Aipira et al., 2017; Eriksson et al., 2017; Granderson, 2017; Sovacool et al.,
28 2017b). Climate resilient development is also supported by non-state partnerships for example the ‘Yumi
29 stap redi long climate change’– or the Vanuatu NGO Climate Change Adaptation Program, a climate-
30 resilient policy approach, founded in 2012 by a consortium of local and international NGOs to increase the
31 resilience of local communities to the impacts of climate change (Sovacool et al., 2017b). The focus has been
32 on equitable governance, with particular attention to supporting women’s voices in decision making through
33 allied programs addressing domestic violence and participation, together with rights-based education;
34 addressing structural constraints on adaptive capacity that exacerbate social marginalisation and exclusion;
35 engaging in institutional reforms for greater transparency and accountability (Davies, 2015; Ensor, 2016; UN
36 Women, 2016); and local participation in climate- smart agriculture (Ensor, 2016; Sterrett, 2015b). The aim
37 is to limit external NGO influence to providing access to information so that communities are empowered to
38 address structural and agency constraints, and local technical and decision making capacity is enhanced
39 (Ensor, 2016; Maclellan, 2015).
40

41 Given Vanuatu’s long history of disasters, local and traditional adaptive capacity is assessed as relatively
42 high, despite barriers of knowledge, lack of access to technology; low literacy rates and barriers to women’s
43 participation (Aipira et al., 2017; Granderson, 2017; McNamara and Prasad, 2014). The experience of the
44 low death toll after Cyclone Pam, despite significant infrastructure damage suggests absence of storm surge
45 flooding combined with effective use of local knowledge in planning and early warning climate can support
46 resilient development pathways in a 1.5°C warmer world (Handmer and Iveson, 2017). Yet, ongoing power
47 imbalances embedded in the political economy of development and climate finance programs also tend to
48 marginalise the priorities of local communities (Addinsall et al., 2017; Baldacchino, 2017; Sovacool et al.,
49 2017b).
50

51 Relationships defined by power and cultural norms often continue to shape how local risks are understood,
52 prioritised and managed (Kuruppu and Willie, 2015). However a focus on more equitable decision making
53 has been identified as the basis for future adaptive actions that will benefit the whole community (Aipira et
54 al., 2017; Ensor, 2016). Climate resilience is also supported when decision making integrates ecosystem,
55 community and social planning in resource management (Sovacool et al., 2017a; Sterrett, 2015a). The

1 serious damage of Cyclone Pam 2015 highlights the benefits and limits of resilient development effort by
2 individual SPIDS (Enson; Handmer and Iveson, 2017) .
3
4

5 [END BOX 5.3 HERE]
6
7

8 5.6.3.2 *Community-led And Bottom-up Approaches to Climate-resilient Development Pathways*

9 Communities – both communities of practice and place-specific communities – also play an important role
10 regarding pathways to low-carbon, sustainable development trajectories that simultaneously promote fair and
11 equitable climate resilience. Their efforts reveal different angles to CRDPs, equally partial and incomplete,
12 just as those at the level of countries and regions. The two case studies below depict examples from the
13 perspective of alternative development pathways, with experiences from Latin America (Box 5.4), and
14 community- and ecosystem-based practices in drylands, mainly from Africa (Box 5.5). A third case study on
15 Transition Towns is presented in the Cross-Chapter Box 5.1.
16

17
18 [START BOX 5.4 HERE]
19

20 **Box 5.4:** Alternative Development Pathways and Transnational Movements

21
22 Agrarian movements and social and climate justice movements across the Global South and Global North
23 have converged over food sovereignty and climate justice as linked priorities. This convergence stems not
24 only from realising the disproportional climate change impacts on poor communities and advocating just
25 climate solutions and transitions, but also from contesting the market-driven ‘carbon complex’ including
26 REDD+, climate-smart agriculture, Blue Carbon, and green growth that perpetuate rather than reduce
27 injustice (Claeys and Delgado Pugley, 2016; Tramel, 2016). Alternative ways of producing and delivering
28 food, energy, and clean water are embedded in a vision of a better society that foregrounds redistribution,
29 representation, and recognition of diverse identities (Scoones et al., 2017a), with roots in environmental and
30 food justice (Agyeman et al., 2016; Alonso-Fradejas et al., 2015; Edelmann and Borrás, 2016; Martínez-
31 Alier et al., 2016) and social and solidarity economies (SSE) (Avelino et al., 2016; Chamorro and Utting,
32 2015; Grasseni et al., 2013; UNRISD, 2016; Utting, 2015). Peasants, indigenous peoples, hunters and
33 gatherers, family farmers, rural workers, herders and pastoralists, fisher folk and urban people (Global
34 Convergence of Land and Water Struggles, 2016) join efforts with movements such as *La Vía Campesina*
35 and The World Forum of Fisher Folks (Tramel, 2016) to align socially-desirable adaptation and mitigation
36 pathways with transnational solidarity and well-being and justice for all. Landless peasant movements, such
37 as the *Movimento dos Trabalhadores Rurais Sem Terra* (MST) in Brazil, have also played a major role in
38 addressing social and climate justice with a commitment to sustainability through agroecological transitions
39 in the communities that are formed through the process of direct political action aimed at reclaiming land for
40 small-scale peasant farmers and families (Meek, 2014, 2016; Pahnke, 2015).
41

42 Latin American countries have been at the forefront of alternative development pathways rooted in an
43 appreciation for peasant and indigenous lifestyles and values. These development pathways address social
44 shortcomings (Raworth, 2017a) and reveal culturally-appropriate opportunities to foster resilience to climate
45 and other disturbances (Sietz and Feola, 2016), important prerequisites for CRDPs. *La Vía Campesina* is a
46 transnational peasant movement that embraces a rights-based development approach centred on food
47 sovereignty (largely self-reliance) and agroecology; it began in 1993, now counting >160 organisations in
48 >70 countries and representing ~200 million small-scale producers (Claeys and Delgado Pugley, 2016). The
49 movement aims to restructure the global food system (Agarwal, 2014; Desmarais et al., 2014) and offer
50 ‘peasant solutions’ to climate change to counter carbon trading, BECCS, and other ‘false solutions’ (Claeys
51 and Delgado Pugley, 2016; McKeon, 2015). *Buen Vivir*, translated as ‘living well together’, with origin in
52 the world-view of Quechua peoples, encapsulates the principles of a ‘good life’ based ecological
53 sustainability, local trade systems, simplicity, solidarity, food sovereignty, and multiple ways of knowing
54 (Bell, 2016; Gupta and Pouw, 2017; McAfee, 2016; PWGAD, 2013). It also rejects fossil-fuel reliance,
55 overemphasis on economic growth, and green growth pathways (McAfee, 2016), yet is not without critique

(e.g., Cochrane 2014; Calisto Friant and Langmore 2015). The recent boom of quinoa, a nutritious and climate-variable crop, illustrates the prospects and pitfalls of ‘sustainable re-peasantisation’ in the Bolivian Altiplano as global food networks become accessible while conflicts over land and identity with returning migrants challenge collective decision making and harmony as pillars of *Buen Vivir* (Kerssen, 2015).

[END BOX 5.4 HERE]

The second example illustrates community-based drylands practices at scale, as an illustration of a transition toward CRDPs. Drylands, comprising heterogeneous agroecological zones, are climate change hotspots (see Chapter 3, Section 3.3.15) where the protracted climate stress encountered is particularly challenging for building resilience (Fuller and Lain, 2017). Small-scale farmers in drylands are important agents of change in transforming food systems to efficiency and climate resilience (IRP, 2016); their role will be crucial in a 1.5°C development pathway. Cases of ecosystem- and community-based practices at scale that bring together adaptation, mitigation and development provide insights for achieving climate resilience in these vulnerability hotspots. Examples include: (i) farmer managed natural regeneration of trees in cropland (FMNR) in sub-Saharan Africa, and (ii) catchment rehabilitation using a range of sustainable land-water management practices in India and Ethiopia (see Box 5.5). With appropriate policy support, fostering enabling conditions, such as those which strengthen community land and forest rights farmer managed systems have the potential to spread (Stevens et al., 2014, Vermuelen et al., 2015), become pathways to resilience and serve as loci for transformation to CRDPs.

These cases embody enabling conditions required for CRDPs in including adaptive planning and management and ongoing learning (Gray et al., 2016); giving greater voice to women and to marginalised groups (Dumont et al., 2017); and the important role of social learning (Coe et al., 2014; Dumont et al., 2017; Epule et al., 2017; Isaac et al., 2007). Social learning is linked with building adaptive capacity (see Section 5.6.4), and is the primary mechanism for scaling up community-based successes and building a grassroots movement to focus on mindset change and agency (Binam et al., 2017; Dumont et al., 2017; Reij and Winterbottom, 2015).

An ongoing multi-institution project in East Africa and the Sahel (Ethiopia, Niger, Mali, Tanzania and Kenya), promotes nested communities of practice at different scales that include farmers, facilitators, extension, research, development and governance institutions, to facilitate an iterative co-learning cycle of action research (Coe et al., 2014; Sinclair, 2016). The role of social learning in FMNR indicates an evolution towards a promising CRDP, in which the politics of producing knowledge are opened up through the process of knowledge co-production. However, more evidence is needed on the impacts of FMNR on social equity, soils, water, non-economic livelihood benefits, microclimate, carbon sequestration, as well as on enabling governance frameworks (Francis et al., 2015; Weston et al., 2015).

The policy environment conditions the diffusion and scaling-up of the community-based approaches to climate-resilient development. Policy recognition and support to holistic agroforestry and farmer managed natural systems creates enabling conditions and provides the needed resources for the diffusion and spread of community based CRDPs. This is seen for some countries, such as in the case of Kenya’s low carbon CRDP (Government of Kenya, 2012). In the case of MERET, its mainstreaming into the larger Sustainable Land Management Programme (SLMP) and other programs implies that MERET’s community-driven triple-win approach has become the corner-stone of Ethiopia’s ambitious drive for building a climate-resilient and a green middle-income economy within a decade, as envisioned in the country’s NDC and national strategies. The National Mission for a Green India, as a mission under the National Action Plan on Climate Change, focuses on multiple ecosystem services along with carbon sequestration, and envisages a key role for local communities as it seeks to reach various targets such as social forestry/agroforestry over 3 million hectares and the NDC commitment of enhancing the carbon sink substantially by 2030 (Ministry of Environment and Forests).

Current constraints to these community-based practices at scale as the basis for CRDPs in different dryland

1 regions include inadequate attention to socio-technical processes of innovation, as well as to beyond-farm
2 elements of the farming system (Grist et al., 2017; Scoones et al., 2017b), and contestations with the
3 prevalent agricultural modernisation paradigm in Africa (Coe et al., 2017; Reij and Winterbottom, 2015);
4 there remain also uncertainties about the impact of climate change on agroforestry systems; institutional
5 inability to deal with long term climate risk at local scale by farmers (Singh et al., 2017a) and in case of
6 MERET, matching of specific practices with agro-ecological conditions and complementary modern inputs
7 (e.g., Kassie et al., 2015; Kato et al., 2011; Gebremedhin and Swinton, 2003). In general, the social, equity
8 and governance dimensions and barriers of community-based practices at scale are not well documented and
9 analysed. Policy support to overcome some of these constraints, creation of enabling conditions and support
10 to research-in-development approaches to increase the evidence basis (Coe et al., 2014), would assist these
11 community-based, large scale initiatives to transformation into climate-resilient development pathways in
12 drylands.

13
14 [START BOX 5.5 HERE]

15
16 **Box 5.5:** Cases of Ecosystem- and Community-based Practices in Drylands

17
18 FMNR is practised in 18 countries across Sub-Saharan Africa, Southeast Asia, Timor-Leste, India and Haiti.
19 Using community-based FMNR, farmers have restored over five million hectares of land in the Sahel (Bado
20 et al., 2016; Haglund et al., 2011; Niang et al., 2014). In Ethiopia, the Managing Environmental Resources to
21 Enable Transitions (MERET) programme entails community-based watershed rehabilitation to address the
22 root causes of vulnerability and food insecurity, including soil and water conservation, afforestation and
23 water harvesting – thus a ‘triple win’ approach of enhancing resilience, climate mitigation potential (e.g.,
24 through increased forest cover), and productivity of rural landscapes (Gebrehaweria et al., 2016; Hailelassie
25 et al., 2008). During 2012–2015, MERET supported around 648,000 people, resulting in the rehabilitation of
26 400,000 hectares of land in 72 severely food insecure districts across Ethiopia.

27
28 In India, meta-analysis of 311 watershed case studies from different agro-ecological regions has revealed
29 that watershed programmes have benefited farmers through enhanced irrigated areas by 33.5%, increased
30 cropping intensity by 63%, reducing soil loss to 0.8 t/ha and runoff to 13%, and also improved groundwater
31 availability. The watershed programmes were reported to be beneficial and viable with a benefit–cost ratio of
32 1: 2.14 and an internal rate of return of 22% (Joshi et al., 2005). In a recent study, (Agoramoorthy and Hsu,
33 2016) reported climate adaptive and mitigating outcomes of small check dams in some dryland districts in
34 India, namely, Dahod in Gujarat and Jhalawar and Banswara in Rajasthan and opined that scaling up such
35 interventions will be a win-win strategy for farming communities in terms of increase agricultural output and
36 reduction in local climate change consequences. The adoption of conservation agriculture as a climate
37 adaptation strategy in rainfed agroecosystems by farmers increased production by 200% in Central India’s
38 tribal belt (Pradhan et al., 2018).

39
40 These low-cost, flexible community-based practices at scale have been adopted by tens of thousands of
41 resource-poor, risk-averse farmers, and positively assessed as low-regrets adaptation strategies (across the
42 globe) (Francis et al., 2015; Niang et al., 2014; Weston et al., 2015). Evidence suggests that elements of
43 supportive enabling environments include developing agroforestry value chains and markets (Reij and
44 Winterbottom, 2015), and implementing sequenced integrated landscape management approaches (Gray et
45 al., 2016).

46
47 Mitigation benefits have been quantified (Weston et al., 2015); in Niger, these include sequestration of an
48 estimated 25–30 Mtonnes of carbon over the past 30 years by the 5 million hectares of still immature trees
49 under FMNR (Stevens et al., 2014). In Ethiopia, an impact evaluation indicated that nearly two-thirds of all
50 MERET households stated that they had successfully escaped from poverty during the previous ten years,
51 while less than half of non-MERET households stated the same (WFP, 2012). While few scientific studies
52 have directly evaluated the environmental impacts of MERET, studies assessing the program’s core
53 attributes, that is, soil and water conservation and other community-driven environmental rehabilitation
54 efforts find significant impacts of MERET-related interventions on productivity and resilience (e.g., Kato et
55 al., 2011; Kassie et al., 2015).

1
2 Social, economic and environmental benefits achieved through FMNR encompass a number of the attributes
3 of emerging CRDPs, including strengthened ecosystem resilience and biodiversity, increased agricultural
4 productivity and food security for poor households, a range of psycho-social benefits including joy and peace
5 of mind, improved health, livelihood diversification and reduced poverty, enhanced agency and social capital
6 through collaborative communities of practice, and reduced time spent by women in gathering firewood
7 (Bado et al., 2016; Dumont et al., 2017; Francis et al., 2015; Mbow et al., 2015; Niang et al., 2014; Pye-
8 Smith, 2013; Reij and Winterbottom, 2015; Weston et al., 2015).

9
10 [END BOX 5.5 HERE]

11
12 [START CROSS-CHAPTER BOX 5.1]

13 14 **Cross-Chapter Box 5.1: Cities and Urban Transformation**

15
16 Authors: W. Solecki, F. Aragon-Durand, P. Bertoldi, A. Cartwright, F. Engelbrecht, B. Hayward, D. Jacob,
17 D. Ley, P. Marcotullio, S. Mehrotra, A. Revi, P. Newman, S. Schultz, P. Tschakert

18 19 **Global Urbanisation in a 1.5°C Warmer World**

20 Increasing urbanisation will be a key global trend in the next several decades as the world moves toward a
21 1.5°C increase in global temperature. It is estimated that there will be approximately 70 million additional
22 urban residents every year through the mid part of this century (United Nations, 2014b). The vast major of
23 the new urbanisation will be in small and medium sized cities in low- and middle-income countries that
24 typically have limited capacity to adapt and mitigate climate change (Birkmann et al., 2016; Grubler et al.,
25 2012a). Different regions of the world will experience different rates of increased urbanisation. The
26 urbanisation rate in African countries will be especially high (Dodman et al., 2017; Gore, 2015). The new
27 built environment and urban infrastructure being constructed, especially in the Global South, holds the
28 potential to anticipate climate change but also raises significant questions of path dependency (Seto et al.,
29 2014).

30
31 The process and character of urbanisation significantly influences cities' capacity to respond to climate
32 change. Increase in urban population and urban land are associated with heightened resource demand driven
33 by economic development (Huang et al., 2010). Resource demands on adjacent peri-urban areas and more
34 distant locations (i.e., where critical resources are extracted and transported to cities) result in significant
35 negative and positive impacts on rural economics, lifestyles, and territorial development (McGregor et al.,
36 2006). Peri-urban zones, particularly those in low- and middle-income countries, will face the greatest
37 demands given the simultaneous high rates of ongoing urbanisation (Dos Santos et al., 2017; Tian et al.,
38 2017). The high level of people living under conditions of informality in these cities, limits the reach of
39 formal governance and policy instruments. At the same time, growth in productivity driven by urbanisation
40 and spatial development provides the economic and employment momentum to help finance climate
41 resiliency and climate mitigation (Chu et al., 2017).

42 43 **Multiple Interactions of Urbanisation and Environmental Change**

44 Urbanisation is a significant driver of local, regional and global environmental change (Grimm et al., 2008;
45 Marcotullio and McGranahan, 2007; Seto et al., 2014). At the local scale, urbanisation leads to a variety of
46 ecological and environmental stresses and crises associated with environmental degradation and enhanced
47 vulnerability, risk and impacts (Elmqvist et al., 2013). Urban and peri-urban dwellers most affected by
48 environmental degradation often are vulnerable to climate change impacts, especially those living in
49 informal settlements and conditions of informality (Revi et al., 2014). Conversely, urban densities present
50 many opportunities for enhanced resource and energy use efficiency not available in lower-density
51 population settings (Grubler et al., 2012b; Seto et al., 2014). Rural-to-urban migrants take advantage of these
52 efficiencies as they adopt urban lifestyles (Nguyen et al., 2017; Shen et al., 2017).

53
54 The full complement of urban contexts including rural-to-urban linkages, through which migrants, resources
55 and waste products flow and circulate, can be understood as a set of multiple, interlocking complex systems

1 (Dasgupta et al., 2014; Grimm et al., 2008; Revi et al., 2014). Urbanisation-focused systems include
2 sociocultural-economic interactions (e.g., concerning class, gender [Chant et al. (2017)] race, ethnic and
3 religious identities), governance structures (e.g., at the local, regional, and national scales – see Section 4.4.1
4 that deals with multi-level governance), urban infrastructure (e.g., the built environment including food,
5 energy, waste, and water supply systems), and the interactions between the private and public, and formal
6 and informal spheres.
7

8 **Scalar Interactions of Governance, Resource and Waste Flow, and Economic Development**

9 The structure and character of an individual city provide an urban metabolism and opportunities for reducing
10 carbon and fostering resilience through adaptation (Carreón and Worrell, 2017). Rural-to-urban natural
11 resource and waste flows connect higher density urban centres and extended metropolitan areas with their
12 hinterlands bioregions. These links can enable opportunities for decarbonizing power and transport sectors,
13 and creating adaptive responses to climate change (Newman et al., 2017). Governance of these resource and
14 waste links also influence the rate of economic growth and equity, and how environmental stresses and risks
15 are managed (Hughes et al., 2018).
16

17 At the international scale, the force of economic globalization significantly affects cities. These shifts result
18 in changes in urban spatial development, income growth and inequities, and environmental stresses.
19 Economic globalization is now continuing throughout much of the Global South and has implications for
20 energy, transport, and water system infrastructure path dependency and the limiting of capacity to make
21 mitigation and adaptation adjustments.
22

23 The Paris Climate Agreement NDCs will be promulgated at least in part through central governments to
24 urban regions and local communities (Betsill et al., 2015). At the same time, the Agreement recognises the
25 role of non-state actors in providing climate change solutions. Transnational coalitions of cities are at the
26 forefront of climate solutions discussions and connect with national government policies and take part in
27 international debates on climate change (Betsill et al., 2015; Bulkeley et al., 2014a; Hughes et al., 2018).
28 Cities increasingly are connected with each other via bi-lateral or multi-lateral agreements and networks
29 (Bouteligier, 2012). These linkages provide opportunities for advanced and accelerated collaborative
30 learning and problem solving and emphasizing a city dimension in climate change negotiations (Johnson,
31 2018). Many networks have adopted or specifically focus on sustainability themes, and on climate adaptation
32 and mitigation issues specifically (Fünfgeld, 2015).
33

34 **Urban Transformations – Connections of Adaption and Mitigation and Emerging Climate-Resilient 35 Development Pathways**

36 City governments, non-governmental organizations, enterprises, and residents understand the effects climate
37 change has on everyday life in their city (Bouteligier, 2015). At the same time, urban populations recognise
38 the many other urban challenges, such as economic stagnation, social inequity, poverty, marginality,
39 insecurity, and violence, and environmental pollution. Climate change interacts with and exacerbates many
40 of the other stresses and crises in urban areas. For example, urban resource shortages (e.g., water), climate-
41 triggered stress (e.g., extreme events) and social inequity are increasingly intertwined (Birkmann et al., 2016;
42 Garschagen and Romero-Lankao, 2015). Conversely, climate mitigation including the advance of lower
43 carbon-emitting transit options has immediate positive local impacts on urban air quality.
44

45 Cities have the potential for transformational adaptation and mitigation in part due to the concentration of
46 economic activity and population, dense social networks, human resource capacity, high levels of investment
47 in infrastructure and buildings, relatively nimble local governments, close connection to surrounding rural
48 and natural environments, and a tradition of innovation. Local governments are closer to citizens and
49 citizens' needs than central government. In addition, urban spaces offer a physical arena where local issues
50 and solutions can be discussed and addressed (see case study on Transitions Towns below). The disruptive
51 innovations of rooftop solar and other small-scale local technology for water and waste are happening in
52 growing cities and can be used to leapfrog into a decarbonized, resilient and inclusive future, especially in
53 slum renewal (see case study on Addis Ababa below). Electric vehicles and IT services are fast emerging
54 solutions that contribute to city decarbonisation and enhanced air quality and life quality. Bringing financial
55 and administrative resources from outside the city from regional, national and international sources also

1 provides advantages for cities (Colenbrander et al., 2016). Overall, cities are increasingly key sources of
2 solution-based policy transitions required to address the global challenge of the Sustainable Development
3 Goals (SDGs) and promote opportunities for the climate-resilient, sustainable development pathways.
4

5 Transition Towns (TTs) represent one example of how urban communities have begun to experiment with
6 putting aspects of climate-resilient sustainable development pathways into practice. The grassroots TT
7 movement (begun in the UK in 2005) combines adaptation, mitigation, and just transitions, mainly at the
8 level of communities and towns. It now has >1,300 registered local initiatives in >40 countries (Grossmann
9 and Creamer, 2017), although mostly in the UK, the US, and other countries in the Global North. TTs
10 exemplify ‘progressive localism’ (Cretney et al., 2016), aiming to foster a ‘communitarian ecological
11 citizenship’ that goes beyond changes in consumption and lifestyle (Kenis, 2016). They promote equitable
12 communities resilient to the impacts of climate change, peak oil, and unstable global markets; re-localisation
13 of production and consumption; and transition pathways to a post-carbon future (Evans and Phelan, 2016;
14 Feola and Nunes, 2014; Grossmann and Creamer, 2017).
15

16 TT initiatives typically pursue low-carbon living and economies, food self-sufficiency, energy efficiency
17 through renewables, construction with locally-sourced material, and cottage industries, often in line with
18 principles of de-growth (Barnes, 2015; North and Longhurst, 2013; Staggenborg and Ogrodnik, 2015; Taylor
19 Aiken, 2016). Social and iterative learning through the collective involves dialogue, deliberation, capacity
20 building, citizen science engagements, technical re-skilling to increase self-reliance, e.g. canning and
21 preserving food and permaculture, future visioning, and emotional training to share difficulties and loss
22 (Barnes, 2015; Taylor Aiken, 2015; Mehmood, 2016; Grossmann and Creamer, 2017; Kenis, 2016).
23

24 Enabling conditions for successful transition groups include flexibility, participatory democracy,
25 inclusiveness and consensus-building, assuming bridging or brokering roles, and community alliances and
26 partnerships (North and Longhurst, 2013; Feola and Nunes, 2014; Aiken, 2016; Mehmood, 2016;
27 Grossmann and Creamer, 2017). Smaller scale rural initiatives allow for more experimentation (Cretney et
28 al., 2016) while those in urban centres benefit from stronger networks and proximity to power structures
29 (Nicolosi and Feola, 2016; North and Longhurst, 2013). Increasingly, TTs recognise the need to participate
30 in policy making to overcome the ‘post-political trap’ (Barnes, 2015; Kenis and Mathijs, 2014).
31

32 Despite high self-ratings of success, some TT initiatives are too inwardly focused and geographically
33 isolated (Feola and Nunes, 2014) while others have difficulties in engaging marginalised, non-white, non-
34 middle-class community members (Evans and Phelan, 2016; Grossmann and Creamer, 2017; Nicolosi and
35 Feola, 2016). In the UK, expectations of innovations growing in scale (Taylor Aiken, 2015) and carbon
36 accounting methods required by funding bodies (Taylor Aiken, 2016) undermine local resilience building.
37 Tension between explicit engagements with climate change action and efforts to appeal to more people have
38 resulted in difficult trade-offs and strained member relations (Grossmann and Creamer, 2017). In the rapidly
39 growing cities of South Asia and Africa, it is not yet clear that TTs are able to address the need for bulk
40 infrastructure, shelter, clean energy and mobility that underpin climate change vulnerability (van Noorloos
41 and Kloosterboer, 2017; Wachsmuth et al., 2016). Some of the coping strategies forged by citizens of
42 developing countries, in the absence of public urban services, share attributes of flexibility, brokering, and
43 partnership with TTs, and efforts have been able to harness low-carbon energy, sanitation and waste
44 management technologies (Brown and McGranahan, 2016). There is no guarantee, however, that these
45 strategies will evolve and cohere into the type of service delivery and climate governance system that
46 prevails in many more developed cities (Jaglin 2014).
47

48 Transformations in informal settlements and urban slums illustrate a different set of opportunities and
49 challenges, seen through the lens of contributions to the SDGs. Addis Ababa, for instance, like many
50 developing country cities, has a high level of informal settlements (up to 80%) (Assefa and Newman, 2014).
51 The question facing many such cities is how these informal settlements can be upgraded to achieve a
52 reduction in GHG emissions (SDG 13) while enabling economic and social goals to be achieved as set out in
53 the other SDGs (United Nations, 2015c).
54

55 Two approaches are at play in Addis Ababa. One is urban renewal based on slum clearance and transfer to

1 high rise dwellings; the other is urban regeneration based on in situ upgrading of infrastructure using solar
2 energy and other community-based distributed infrastructure (OECD, 2011; Satterthwaite, 2016). Data from
3 three existing slums have been compared to two urban renewal high-rise complexes in Addis Ababa, where
4 residents were transferred from slums (Teferi submitted).

5
6 Communities in the informal settlements before in situ upgrade are exposed to physical, socio-economic, and
7 health hazards because of poor quality housing, poor environmental sanitation, and inadequate social
8 services. This situation is improved for relocated apartment dwellers who have better housing and living
9 environments (SDG11), and better sanitation and water supply (SDG6). Yet, they have lost the all-important
10 community cohesion that is a hallmark of informal settlements that provides the social safety net that
11 underpins access to other SDGs, and the end of extreme poverty (SDG1).

12
13 Small-scale distributed infrastructure like roof-top solar PV not only enables access to clean and modern
14 energy (SDG7) but also enables the achievement of climate goals (SDG13) and maintains the strength of
15 informal community life (Teferi submitted). Governance of these informal settlements is currently
16 maintained by *Idir*, a community-led self-help system. The *Idir* are elected by the residents and provide
17 support for people in need through a local fund based on a monthly contribution. Giving *Idir* more
18 responsibility to manage community-based infrastructure through training and job creation can not only
19 improve the quality of life meeting several SDGs, but also facilitate required emission reduction that will
20 contribute to 1.5°C agenda.

21 [END CROSS-CHAPTER BOX 5.1]

22 23 24 **5.6.4 Sustainable and Climate-resilient Development Pathways: Enabling Conditions and Lessons** 25 **Learned**

26
27 The broader empirical evidence, including the above case studies (Boxes 5.2 – 5.5), shows that few
28 resilience pathways initiatives exemplify all characteristics of CRDPs as described in Section 5.6.2, due to a
29 number of factors: (a) the complexity of the task; (b) the initial stages of the learning curve for many actors;
30 (c) climate change in general and the 1.5°C target specifically being only one of several objectives to be
31 achieved; (d) the lure of succumbing to normative pathways that fortify rather than rectify privileged
32 positions; and (e) the temptation of shorter-term economic gains and power relations over longer-term and
33 more far-reaching social and environmental justice solutions. Thus, they are works-in-progress that embody
34 aspects of resilience pathways, to be read within the context of treating interlinked adaptation-mitigation-
35 development initiatives as ongoing processes and not outcomes (O'Brien et al., 2015). There is limited but
36 growing evidence on how to transform development and societies while simultaneously addressing the
37 climate change challenge and enhancing well-being for all.

38
39 Emerging evidence suggests that far reaching transformation to address climate change challenges and
40 enhance well-being is more likely to be regarded as legitimate by local populations when it pays attention to
41 just outcomes for those negatively affected by change (Cervigni and Morris, 2016; Dilling et al., 2015;
42 Keohane and Victor, 2016; Naess et al., 2015; Newell et al., 2014a; Sovacool et al., 2015). However, it
43 should be noted that there is not consensus on the direction of social transformation to address climate
44 change. Lessons learned from the empirical evidence and emerging literature suggest four wider enabling
45 conditions may advance CRDPs, these are: inclusive governance, social learning; equity and justice, and
46 monitoring and evaluation.

47 48 **5.6.4.1 Inclusive Governance**

49 Emerging literature since AR5 and empirical evidence highlight the importance of inclusive governance in
50 achieving CRDPs. Robust institutions, cross-institutional partnerships, and multi-scale communication can
51 also help facilitate the development of policy pathways for transformation in complex decision making
52 contexts (Di Gregorio et al., 2017a; Duguma et al., 2014a; Somorin et al., 2015). The growing role of
53 citizens, cities, businesses, labour movements, governments, non-governmental organizations and
54 international agencies in promoting climate policy transformation has also led to more co-production of
55 policy, and a need for governance approaches at national, regional and international levels that can

1 coordinate, and monitor multi-scale policy actions and trade-offs in the course of implementing national
2 goals for 1.5°C (Ayers et al., 2014; Clark et al., 2016; Gwimbi, 2017; Hale, 2016; Hayward, 2017; Maor et
3 al., 2017; Roger et al., 2017; von Stechow et al., 2016; Webber, 2016). Local governments also play a
4 pivotal role in linking climate change policies to other multi-scalar developmental priorities (Rescalvo et al.,
5 2013; Wamsler et al., 2014).

6
7 At the national level, progress in developing key capacities for resilience (Väänänen et al., 2017) as well as
8 building transparency and accountability through support for and tracking of impacts of climate finance
9 (Governance of Climate Change Finance Team (UNDP Bangkok Regional Hub) and Adelante, 2015;
10 Terpstra et al., 2015) can contribute to the equity and effectiveness of sustainable development pathways
11 toward a 1.5°C warmer world and CRDPs. Inadequate monitoring and regulatory measures though may
12 hamper more fundamental transformations (Chandrashekeran et al., 2017; Cock, 2014). Inclusive decision
13 making can reduce compliance costs over time and enhance the ease of implementation, even in the absence
14 of consensus or where decisions are controversial (DeCaro et al., 2017; Maor et al., 2017). At the same time,
15 deliberative governance models that allow space for transformational agency, creative friction, and agitative
16 actors may harbor greater potential for overcoming inertia and engendering far-reaching change (Evans and
17 Reid, 2014; Gillard et al., 2016; Westley et al., 2013).

18
19 Solution-driven approaches rather than top-down steering have shown to reduce inequalities, advance well-
20 being and distributive justice, and foster transformative change across the 17 SDGs, operationalized best at
21 regional levels (Hajer et al., 2015). Approaches with such transformative potential are expected to be
22 successful when they adhere to strong social and right-based policies, particularly those that expand rights,
23 increase equality and reduce power asymmetries, integrate economic objectives into social and
24 environmental norms, and foster genuine participatory decision making (UNRISD 2016:10). Examples
25 include social policies that adhere to principles of social and solidarity economy (SSE) and promote
26 cooperation, solidarity, democratic governance, collective action, active citizenship, and environmental
27 stewardship (Agarwal, 2015; Bauhardt, 2014; Laville, 2015; McMurtry, 2013; Utting, 2015; Wallimann,
28 2014) (see also Box 5.4).

30 31 *5.6.4.2 Social Learning*

32 Evidence across scales, from strategic new alliances in green states to Transition Towns re-skilling (Boxes
33 5.2–5.4) underscore the vital role of social learning for climate resilient development, including efforts to
34 stay within the 1.5°C target and beyond. Given uncertainties in the rate, timing and scale of impacts,
35 potential consequences of higher rates of warming (overshoot), and multiple possible pathways as well as
36 path dependencies, social, collective, and iterative learning can facilitate accelerated adaptive management
37 of adaptation-mitigation-development processes, and foster deliberate processes that incorporate values,
38 world views, and different types of knowledges in a more inclusive decision space (Cundill et al., 2014;
39 Butler et al., 2016b; Fazey et al., 2016; Gillard et al., 2016; Gorddard et al., 2016b; Fook, 2017). Knowledge
40 co-production in climate resilience planning and implementation processes is a recognised mechanism for
41 social learning, important in blending indigenous, local and scientific knowledge to support climate resilient
42 development processes; extended learning cycles and iterative planning are necessary to address hidden,
43 systemic drivers of transformation and uneven power dynamics (Ensor and Harvey, 2015; Butler et al.,
44 2016b; Ziervogel et al., 2016; Tschakert et al., 2016; Delgado-Serrano et al., 2017; Fook, 2017; Harvey et
45 al., 2017; Turnheim et al., 2015; Bataille et al., 2016). The link between social learning and building adaptive
46 capacity is recognised in the literature, and studies increasingly explore tools for, monitoring of and the
47 impact of social learning in complex inter-linked challenges such as climate resilient development processes;
48 accomplished facilitation and recognising social difference to prevent co-option by more powerful actors are
49 central to a successful outcome (Ensor and Harvey, 2015). (Lotz-Sisitka et al., 2015) highlight the potential
50 for social learning to enable a transgressive approach to prevent resilience of unsustainable systems that
51 could be maladaptive; such an approach could be important in enabling transformative social change in a
52 1.5°C pathway. Climate-resilient planning aims to address vulnerability as a multiple interconnected issue,
53 interacting with the lives of differently situated community members and reflecting their differing
54 perceptions of risk and access to sustainable livelihoods and economic opportunities (Aipira et al., 2017;
55 Ensor, 2016).

5.6.4.3 *Equity, Rights, and Justice*

Procedural and distributive justice, human agency, and rights, including rights to development, and what is fair and acceptable to the least privileged are core elements of CRDPs (Tanner et al., 2014; Agyeman et al., 2016; Fook, 2017; Schlosberg et al., 2017). Yet, the large majority of case studies reveal wider dynamics can exacerbate existing vulnerabilities and inequalities and further undermine the rights and voices of the disadvantaged, often when market-based or development approaches marginalise local experiences of human well-being and equity, poverty eradication, empowerment, and access to resources (Boxes 5.2–5.4). Power, knowledge, authority, and subjectivities all determine which pathways become dominant and normative and which get side-lined (AMCOW et al., 2012; Wise et al., 2014; Ensor et al., 2015; O’Brien et al., 2015; Fazey et al., 2016; Pelling et al., 2016; Tschakert et al., 2016), as well as which actors determine the meaning of transformational change (Winkler and Dubash, 2016). Failure to attend to underlying or new inequalities during times of change can reinforce the status quo or create new injustices rather than encouraging far reaching and equitable transformational change (Buggy and McNamara, 2016; Cervigni and Morris, 2016). Procedural justice dimensions skewed toward exclusive participation and decision making reinforce structural institutional barriers constraining the achievement of CRDPs (Barrett, 2013; Reed et al., 2015; Shackleton et al., 2015a; Simonet and Jobbins, 2016; Bedelian and Ogutu, 2017).

5.6.4.4 *Indicators, Monitoring, and Evaluation*

Strengthening the evidence base and improving monitoring for sustainable development pathways to 1.5°C and CRDPs will allow for greater effectiveness through enhanced adaptive management and will promote procedural and distributive justice, including gender equity (Bryan et al., 2017; Fuller and Lain, 2017; Wood et al., 2017) While very limited literature currently exists on evaluating emerging CRDPs, important lessons can be gleaned from growing M&E of existing resilience, adaptation and development and triple-win programs (e.g., Fuller and Lain, 2017; Mukute et al., 2017). Pertinent issues are what criteria are used, how they are identified, by whom, how, and over which time frames, particularly with the aims of inclusiveness, iterative learning, and empowerment (Atteridge and Remling, 2017; Fuller and Lain, 2017). Some positive examples include context-specific, participatory and locally developed criteria for assessing climate-resilient livelihoods (Fuller and Lain, 2017; IFAD, 2016), impact evaluation given that long-term results need to be assured (Lain, 2017), and frameworks for structured experimentation targeted at decision makers and practitioners (e.g., USAID 2014). Lessons underscore the crucial role of empowered local participation in the design, implementation and monitoring of programs and longer-term trajectories for social change; they also stress sufficient timeframes to allow for diverse alliances to emerge and detect steps in resilience building, critical social thresholds, and learning loops rather than a single focus on narrow carbon accounting (Burch et al. 2014; Mercy Corps 2015; O’Brien et al. 2015; Southern Voices on Adaptation 2016; Taylor Aiken 2016; Wegner 2016; Mukute et al. 2017). Additionally, monitoring and evaluation programmes need to incorporate composite measures and coupled, non-linear effects of response diversity and connectivity as key resilience factors shaping sustainable development pathways for 1.5°C and CRDPs (Sietz and Feola, 2016; Speranza et al., 2014), to enhance the capacity of a socio-ecological system to withstand disturbance or to transform and enter a new, more sustainable development trajectory.

For a full understanding of equity and effectiveness of resilience pathways initiatives, qualitative as well as quantitative indicators are required, such as those tracking social and institutional capability (Fuller and Lain, 2017; Lain, 2017) agency and capacity for learning and knowledge sharing and management (Mukute et al., 2017; Speranza et al., 2014), and experimentation and innovation (Lain, 2017; Speranza et al., 2014); effective feedback loops are necessary between bottom-up and top-down monitoring and reporting frameworks (Fisher and Karani, 2015; Mukute et al., 2017; Speranza et al., 2014). At the municipal level, early insights from Transition Towns recommend a small set of measurable indicators, for example percentage of food grown and consumed locally (Haxeltine and Seyfang, 2009) while more recent experiences raise concerns about coercive and counterproductive requirements from funding bodies to measure and count (e.g., carbon saved through low-carbon lifestyles) that undermine local resilience building, social learning, and diverse ways of knowing (Taylor Aiken, 2016). In Mozambique and Uganda, participatory development of national standard climate indicators that were context- and gender-sensitive led to transformation of governance systems (Mukute et al., 2017). Meta-analyses have indicated that most M&E frameworks for adaptation do not adequately track maladaptation potential (Atteridge and Remling,

2017); this is an important gap that emerging monitoring and evaluation processes for climate-resilient development pathways will need to fill.

5.7 Synthesis and Research Gaps

This section concludes Chapter 5 as well as the entire Special Report. It summarises what is known about the sub-regional impacts of a 1.5°C warmer world, the positive and negative implications and distributional impacts of adaptation and mitigation response options and pathways toward this future reality, and the synergies and trade-offs between sustainable development, adaptation, and mitigation. It discusses the enabling conditions and challenges arising from the interactions between these factors over time for re-orienting global society towards sustainable and climate-resilient development pathways. These pathways harbour the potential for limiting the rise in global temperatures to 1.5°C above pre-industrial levels while achieving sustainable development objectives, poverty eradication and reducing inequalities, in countries of all levels of development. This section closes the narrative arc introduced by Chapter 1. It ends with discussing major research gaps.

Moving towards sustainable and equitable futures in a 1.5°C warmer world is possible, and an ethical imperative given the consequences of failing to do so, particularly with respect to inequalities and social, cultural, and biophysical losses. The two objectives of limiting temperature increases and associated negative impacts, and achieving development and the SDGs, poverty eradication and reduction of inequalities worldwide are mutually reinforcing. Reducing climate impacts through ambitious mitigation and effective adaptation is a key condition for meeting sustainable development objectives, and sustainable development patterns are the key enablers for effective actions for limiting climate impacts. Yet, it is also challenging as these alternative pathways, grounded in fairness and justice and embedded in integrated adaptation and mitigation approaches, go hand in hand with conscious social transformations.

The findings underscore the numerous ethical dilemmas emerging from business-as-usual approaches and an entrenched binary logic that pits climate-first against development-first solutions. The transformations towards the dual goal of sustainable development and 1.5°C involve profound changes of development patterns at all scales, and require taking into account the specific circumstances of each context and the articulation over time between short-term actions and longer-term objectives. This chapter and the preceding chapters have assessed the challenges of implementing these transformations and enabling conditions. Climate-resilient development pathways, as partial and incomplete they may be to date, open up routes towards socially-desirable and co-constructed futures that are ethical, liveable, equitable, and justifiable to generations to come. Emerging literature on development pathways that are sustainable and climate-resilient suggests key ingredients that meet both development, equity, and well-being priorities as well as ambitious climate action. Case studies from the level of nation states to communities reveal opportunities and significant challenges to enable and sustain such pathways, particularly within the mandate of the 2030 Agenda to ‘leave no one behind’.

Knowledge on the linkages between a 1.5°C warmer world, including climatic impacts and those from response options, and future development pathways that address poverty eradication, equality, and distributive justice is growing. However, several gaps in the current literature have been identified:

- Limited evidence exists to date that explicitly examines or measures the implications of a 1.5°C warmer world (and overshoots) for sustainable development, poverty eradication, and reducing inequalities, and the near-term goals of SDGs. So far, few projections exist that indicate how any degree of additional global warming will affect populations at the level of households, livelihoods, and communities, particularly those who are already disadvantaged. Equally little is known about how differentiated impacts will map onto future structural inequalities and poverty dynamics, in countries of all levels of development.
- The same research gaps exist for assessments of avoided impacts and development implications of 1.5°C versus 2°C and higher warming. Although proxies can be used to project differential impacts

1 (e.g., the updated Reasons for Concern), these estimates are unable to reveal the embodied and emplaced
2 implications of a 1.5°C warmer world in the context of pervasive power differentials that perpetuate or
3 even exacerbate inequalities that, in turn, shape vulnerabilities, especially among the most marginalised.

- 4 • Some progress has been made in locating synergies and trade-offs associated with individual climate
5 response options (adaptation and mitigation) and their implications for the SDGs, and vice versa. Yet,
6 these positive and negative impacts need to be coupled with policy-relevant assessments. More studies
7 are needed to investigate and quantify the synergies and trade-offs for a 1.5°C warmer world, specific to
8 regional, national and sub-national levels. Quantitative assessments of policy instruments to enhance
9 synergies on mitigation options and sustainable development dimensions in a cost-effective manner can
10 inform decision makers more concretely to take action. Only limited literature has considered the
11 dynamics of clustered response options and their configurations in multiple, often competing pathways,
12 and their implications for the dual objective imposed by the 1.5°C target. More literature is needed to
13 treat SDGs in general and as a nexus and consider their implications for climate change adaptation (and
14 mitigation). In addition, the global level conclusion that adaptation will be lower in a 1.5°C world
15 because higher levels of mitigation will have been achieved has no supporting literature and comes as a
16 deductive reasoning which is insufficient to understand the interplay with sustainable development.
- 17 • Limited literature exists that empirically investigates the effectiveness of integrated policy frameworks to
18 deliver triple-win (adaptation-mitigation-sustainable development) outcomes, the dynamics that produce
19 such outcomes at the scale of implementation, and the anticipated winners. These include the combined
20 effects of response measures and structural development deficiencies, including persistent poverty, across
21 regions and sectors and among different groups of people.
- 22 • The question of sustainable development and 1.5°C climate goal poses an issue of multi-scale
23 articulation. The implementation challenges of sustainable development, adaptation and mitigation
24 measures are often more precisely understood at the local scale but the 1.5°C goal and several key
25 enabling conditions of change (e.g., finance, technology) require a global-scale perspective. These two
26 scales of analyses are largely investigated in disconnected bodies of literature. More structured literature
27 is needed, that investigate the specificities of each local, regional, national context, to be directly policy-
28 relevant at these scales of decision, but that allows also to build a global trajectory emerging as a
29 composite of these local visions.
- 30 • Emerging literature suggests key ingredients of climate-resilient development pathways that meet both
31 development and justice priorities and stringent climate action. It remains unclear how governance
32 structures enable or hinder different groups of people and countries at different levels of development,
33 with different needs, rights, and capacities, to negotiate pathway options, values, and priorities. There is
34 also a significant knowledge gap regarding possible benefits and negative side-effects from a range of
35 pathway choices and path dependencies along the spectrum of socially desirable to technically and
36 economically feasible. These gaps in knowledge constitute significant ethical and moral questions that
37 climate science alone is ill equipped to solve. There is an urgent need for adequate and robust monitoring
38 and indicators of success for such development pathways that take into consideration diverse types of
39 knowledge and experiences regarding a range of enabling conditions and challenges (geophysical and
40 environmental-ecological, technological and economic, and cultural, social and institutional), in a way
41 that enables exchanges between the different research communities to overcome disciplinary
42 fragmentation.
- 43 • More research is needed to adequately capture the value of iterative learning, resilience building, and
44 deliberative decision-making in climate-resilient development pathways and possibilities for scaling-up
45 emerging success stories, as well as stringent outcomes of zero-emission trajectories that are compatible
46 with a commitment to sustainable development and poverty eradication in a fair and equitable 1.5°C
47 warmer world.

1 **Frequently Asked Questions**

2
3 **FAQ 5.1:** What are the interactions between sustainable development and limiting global warming to
4 1.5°C?

5 **Summary:**

6 *The UN Sustainable Development Goals (SDGs) aim to enhance global development in ways that meet the*
7 *needs of the present without compromising the needs of future generations. Sustainable development is*
8 *closely linked with climate change. Limiting the world to 1.5°C warming will have impacts on sustainable*
9 *development and, similarly, pursuing sustainable development will influence emissions and impacts.*
10 *Responses to climate change in the form of adaptation and mitigation will also interact with sustainable*
11 *development. These impacts may work together and be positive, resulting in a synergy, or work against each*
12 *other in a negative way, known as a trade-off. Maximising synergies and limiting trade-offs is the goal when*
13 *planning future actions to reduce climate change and to pursue sustainable development.*

14
15
16 For more than 25 years, the United Nations (UN) and other international organizations have embraced the
17 concept of sustainable development, understood as the ambition to meet the needs of the present without
18 compromising future generations. This concept spans economic, social and environmental objectives
19 including poverty and hunger alleviation, equitable economic growth and access to resources, and the
20 protection of water, air and ecosystems.

21
22 Recent decades have seen big improvements in sustainable development. There have been reductions in
23 poverty, hunger and child mortality, as well as greater access to clean water and sanitation. But more is
24 needed to achieve sustainable development for all. The UN Sustainable Development Goals (SDGs),
25 endorsed in 2015 as part of the 2030 Agenda for Sustainable Development, apply to all countries and cover
26 ambition in seventeen key areas(*refer to FAQ Figure*). These are: to eliminate extreme poverty and hunger;
27 to ensure health, education, peace, safe water and clean energy for all; to promote inclusive and sustainable
28 cities, consumption, infrastructure and economic growth; to reduce inequality, including gender inequality;
29 to combat climate change, and to protect the oceans and terrestrial ecosystems.

30
31 [**Figure Suggestion:** *The official UN figure of 17 Sustainable Development Goals (SDGs)*]

32
33 The link between climate change and sustainable development is complex. Previous IPCC reports have
34 found that climate change undermines sustainable development, and that well-designed responses to climate
35 change in the form of both adaptation and mitigation can promote more sustainable and equitable societies.

36
37 Limiting global warming to 1.5°C requires international, national, community and individual adaptation and
38 mitigation actions that are not just limited to technology and infrastructure, but that also cover policy design,
39 implementation and behavioural changes. Most actions in these areas will have some impacts on sustainable
40 development. This can happen in a positive way where sustainable development is strengthened, known as a
41 *synergy*, or in a negative way, where sustainable development is hindered or reversed, known as a *trade-off*.

42
43 For example, sustainable forestry management illustrates the synergies between climate change mitigation
44 and sustainable development. Well-managed and protected forests can prevent emissions from deforestation
45 as well as absorb carbon, reducing warming at reasonable cost. Sustainable forests can take into account the
46 needs of local people, protect watersheds and enhance biodiversity. Achieving synergies requires
47 coordination across sectors and nations, as well as collaboration at local to international scales.

48
49 Pursuing climate mitigation compatible with a 1.5°C warmer world, if poorly designed or implemented, can
50 lead to negative trade-offs with some dimensions of sustainability. An example of such trade-offs are the
51 negative impacts of changing how land is used from natural forests, indigenous ownership, or agriculture to
52 plantations for bioenergy production. This can threaten food and water security, create conflict over land
53 rights, cause biodiversity loss, and increase food prices. Another trade-off can occur for some countries and
54 workers if a switch is made from fossil fuels to other energy sources without adequate planning for a
55 transition. Many trade-offs can be minimised if effectively managed, however. For example, maximising the

1 efficiency of bioenergy crops to reduce land-use change, or providing retraining for employees of sectors in
2 transition.

3
4 In general, progress made to reduce poverty and gender inequalities, and to enhance food, health and water
5 security will likely help adaptation and reduce vulnerability to climate change. Similarly, the protection of
6 oceans, marine and coastal ecosystems can reduce the impacts of climate change on these systems. The
7 sustainable development goal of affordable and clean energy recognises the need for better access to
8 electricity and the role of renewable energy, behavioural change, and energy efficiency in reducing the
9 carbon intensity of energy and meeting ambitious climate goals. The Sustainable Development Goals for
10 peace, justice, strong institutions and partnerships can all contribute to limiting warming to 1.5°C. These are
11 all supported explicitly within SDG 13, which targets climate action consistent with the Paris Agreement.

12
13 Yet, there are some risks that making sustainable development the priority can undermine climate adaptation
14 and mitigation goals if, for example, people escaping from poverty and hunger consume more energy or
15 land, or goals for economic growth and industrialization drive increased fossil fuel consumption. The
16 challenge is to implement sustainable development policies that improve well-being, reduce deprivation,
17 poverty and ecosystem degradation at the same time as reducing emissions, limiting climate impacts and
18 facilitating adaptation.

19
20 Good governance and strong partnerships when planning climate change adaptation and mitigation actions
21 can help strengthen synergies and minimise trade-offs. While it is unlikely that all trade-offs can be avoided
22 or minimised, corrective measures in the near term could at least help to create conditions that enable
23 sustainable development in the long term.

24
25
26 **FAQ 5.2:** What are the pathways to achieving poverty reduction and reducing inequalities while
27 reaching the 1.5°C world?

28
29 **Alternative suggestion: What role do equity and justice play in pathways to limit warming to 1.5°C?**

30
31 **Summary:**

32 *Issues of equity, fairness and justice have long been central to climate change and sustainable development.*
33 *Climate-related risks are unevenly distributed and the impacts of 1.5°C global warming will*
34 *disproportionately affect disadvantaged populations. A number of pathways exist that could limit warming to*
35 *1.5°C at the same time as promoting sustainable development. These are where a mix of adaptation and*
36 *mitigation measures are designed in a way that reduces emissions and enables adaptation while contributing*
37 *to poverty eradication and reducing inequalities. Such transformative trajectories include ‘Climate-Resilient*
38 *Development Pathways’ (CRDPs). They will differ across regions, and flexible governance will be needed to*
39 *ensure they are inclusive, fair, and successful. While challenges would remain in some parts of the world,*
40 *1.5°C-compatible development pathways generate more benefits than those that reach 2°C warming or*
41 *higher.*

42
43 Equity, like equality, aims to promote justness and fairness for all. This is not necessarily the same as
44 treating everyone equally, since not everyone comes from the same starting point. Often used
45 interchangeably with fairness and justice, equity implies implementing different actions in different places
46 all with a view to creating an equal world that is fair for all and where no one is left behind.

47
48 These concepts are, and have always been, strongly intertwined with climate change and sustainable
49 development. The text of the Paris Agreement states that it “will be implemented to reflect equity... in the
50 light of different national circumstances” and calls for “rapid reductions” of greenhouse gases to be achieved
51 “on the basis of equity, and in the context of sustainable development and efforts to eradicate poverty”.
52 Similarly, the Sustainable Development Goals (SDGs) include goals to reduce poverty and inequalities and
53 ensure equitable and affordable access to health, water and energy for all.

54
55 These principles are important for considering pathways that limit warming to 1.5°C in a way that is liveable

1 for every person and species. These pathways recognise the uneven development status between richer and
2 poorer nations, the unevenly distributed impacts from climate change including impacts on future
3 generations, and the uneven capacity of different nations and people to respond to climate risks. This is
4 particularly true for those who are highly vulnerable to climate change people such as indigenous
5 communities in the Arctic, people whose livelihoods depend on agriculture, coastal and marine ecosystems,
6 and inhabitants of small-island developing states. The poorest people will experience a world that is 1.5°C
7 warmer than pre-industrial levels mainly through higher food prices and hunger, but also through loss of
8 income and livelihood opportunities, adverse health effects, and displacement.

9
10 Well-planned adaptation and mitigation measures are essential to avoid exacerbating inequalities or creating
11 new injustices. Pathways exist that limit global warming to 1.5°C and incorporate mitigation and adaptation
12 that reduces inequalities in terms of who benefits, who pays the costs, and who is affected by synergies and
13 trade-offs. Attention to equity ensures that disadvantaged peoples can secure their livelihoods and live in
14 dignity and that those who experience costs for mitigation or adaptation have financial and technical support
15 to enable fair transitions.

16
17 *Climate-resilient development pathways (CRDPs)* illustrate ways of limiting warming to 1.5°C that
18 incorporate efforts towards strengthening sustainable development and eradicating poverty. These
19 trajectories simultaneously promote fair and equitable climate resilience and responses, by taking into
20 account the following key aspects: the potential to limit warming to 1.5°C, the need to achieve global net
21 zero emissions, the achievement of goals for sustainable development, the scale of societal transformation
22 required, the need to build resilience and capacity to adapt, and attention to ethics, equity, and well-being.
23 Additionally, they emphasise the potential for, and commitment to, reducing societal vulnerabilities,
24 addressing inequalities, and alleviating poverty (*refer to FAQ Figure*).

25
26 **[Figure Suggestion: Schematic showing the key aspects and goals of climate-resilient development**
27 **pathways – based on Figure 5.5 in the chapter]**

28
29 The characteristics of CRDPs will differ across communities and nations, and each will have different
30 implications, distributional consequences, and criteria for success. Flexible governance can help support
31 iterative and continuous learning that creates equitable and robust pathways toward socially- desirable, just,
32 and low-carbon futures. There will still be significant challenges in some parts of the world where residual
33 impacts will occur, but 1.5°C-compatible CRDPs generate more benefits than those that reach 2°C warming
34 or higher temperatures.

35
36 There are few examples so far that meet all the criteria for sustainable and climate-resilient development
37 pathways that reduce poverty and inequality, but there are good examples that illustrate the potential for
38 implementing CRDPs. For instance, some countries have fostered clean energy and sustainable
39 transportation while creating green jobs and supporting social welfare programs to reduce domestic poverty.
40 Yet, persistent inequalities, committed paths to high-carbon energy infrastructure, and weak institutions can
41 hamper progress toward climate resilience. Other examples include development paradigms inspired by
42 community values, such as *Buen Vivir* and the Transition Movement. *Buen Vivir* is a Latin American concept
43 based on indigenous ideas of communities living in harmony with nature, aligned with peace, diversity,
44 solidarity, rights to education, health, and safe food, water, and energy, and well-being and justice for all.
45 The Transition Movement, with origins in Europe, promotes equitable and resilient communities through
46 low-carbon living, food self-sufficiency, and citizen science albeit achieving inclusive participation can
47 remain a challenge.

1 **References**

- 2
- 3 Abel, G. J., Barakat, B., KC, S., and Lutz, W. (2016). Meeting the Sustainable Development Goals leads to lower world
4 population growth. *Proceedings of the National Academy of Sciences* 113, 14294–14299.
5 doi:10.1073/pnas.1611386113.
- 6 Adam, H. N. (2015). Mainstreaming adaptation in India - the Mahatma Gandhi National Rural Employment Guarantee
7 Act and climate change. *Climate and Development* 7, 142–152. doi:10.1080/17565529.2014.934772.
- 8 ADB (2013). *Moving from risk to resilience: Sustainable urban development in the Pacific*. Mandaluyong City,
9 Philippines: Asian Development Bank.
- 10 Addinsall, C., Weiler, B., Scherrer, P., and Glencross, K. (2017). Agroecological tourism: bridging conservation, food
11 security and tourism goals to enhance smallholders' livelihoods on South Pentecost, Vanuatu. *Journal of*
12 *Sustainable Tourism* 25, 1100–1116. doi:10.1080/09669582.2016.1254221.
- 13 Adelle, C., and Russel, D. (2013). Climate policy integration: a case of déjà vu? *Environmental Policy and Governance*
14 23, 1–12. doi:10.1002/eet.1601.
- 15 Adger, W. N. N., Pulhin, J. M. J. J. M., Barnett, J., Dabelko, G. D. G. D., Hovelsrud, G. K. G. K., Levy, M., et al.
16 (2014). *Human Security*. Cambridge University Press doi:10.1017/CBO9781107415379.017.
- 17 Agard, J., Schipper, E. L. F., Birkmann, J., Campos, M., Dubeux, C., Nojiri, Y., et al. (2014). “Annex II: Glossary,” in
18 *Climate Change 2014: Impacts, Adaptation, and Vulnerability. Part B: Regional Aspects. Contribution of*
19 *Working Group II to the Fifth Assessment Report of the Intergovernmental Panel on Climate Change*, eds. C. B.
20 Field, V. R. Barros, D. J. Dokken, K. J. Mach, M. D. Mastrandrea, T. E. Bilir, et al. (Cambridge, UK and New
21 York, NY, USA: Cambridge University Press), 1757–1776.
- 22 Agarwal, B. (2014). Food sovereignty, food security and democratic choice: critical contradictions, difficult
23 conciliations. *Journal of Peasant Studies* 41, 1247–1268. doi:10.1080/03066150.2013.876996.
- 24 Agarwal, B. (2015). The power of numbers in gender dynamics: illustrations from community forestry groups. *The*
25 *Journal of Peasant Studies* 42, 1–20. doi:10.1080/03066150.2014.936007.
- 26 Aggarwal, P. (2017). 2°C target, India's climate action plan and urban transport sector. *Travel Behaviour and Society* 6,
27 110–116. doi:10.1016/j.tbs.2016.11.001.
- 28 Aggarwal, R. M. (2013). Strategic bundling of development policies with adaptation: an examination of Delhi's climate
29 change action plan. *International Journal of Urban and Regional Research* 37, 1902–1915. doi:10.1111/1468-
30 2427.12032.
- 31 Agoramoorthy, G., and Hsu, M. J. (2016). Small dams revive dry rivers and mitigate local climate change in India's
32 drylands. *International Journal of Climate Change Strategies and Management* 8, 271–285.
33 doi:10.1108/IJCCSM-12-2014-0141.
- 34 Agrawal, A. (2010). “Local institutions and Adaptation to Climate Change,” in *Social Dimensions of Climate Change:*
35 *Equity and Vulnerability in a Warming World*, eds. R. Mearns and N. Norton (Washington, DC, USA: The World
36 Bank), 173–197.
- 37 Agyeman, J., Schlosberg, D., Craven, L., and Matthews, C. (2016). Trends and directions in environmental justice:
38 from inequity to everyday life, community, and just sustainabilities. *Annual Review of Environment and*
39 *Resources* 41, 321–340. doi:10.1146/annurev-environ-110615-090052.
- 40 Aha, B., and Ayitey, J. Z. (2017). Biofuels and the hazards of land grabbing: tenure (in)security and indigenous
41 farmers' investment decisions in Ghana. *Land Use Policy* 60, 48–59. doi:10.1016/j.landusepol.2016.10.012.
- 42 Åhman, M., Nilsson, L. J., and Johansson, B. (2017). Global climate policy and deep decarbonization of energy-
43 intensive industries. *Climate Policy* 17, 634–649. doi:10.1080/14693062.2016.1167009.
- 44 Aipira, C., Kidd, A., and Morioka, K. (2017). “Climate change adaptation in Pacific countries: fostering resilience
45 through gender equality,” in *Climate Change Adaptation in Pacific Countries: Fostering Resilience and*
46 *Improving the Quality of Life*, ed. W. Leal Filho (Cham, Switzerland: Springer International Publishing AG),
47 225–239.
- 48 Aitsi-Selmi, A., and Murray, V. (2016). Protecting the Health and Well-being of Populations from Disasters: Health
49 and Health Care in The Sendai Framework for Disaster Risk Reduction 2015-2030. *Prehospital and Disaster*
50 *Medicine* 31, 74–78. doi:10.1017/S1049023X15005531.
- 51 Ajanovic, A. (2015). The future of electric vehicles: prospects and impediments. *Wiley Interdisciplinary Reviews:*
52 *Energy and Environment* 4, 521–536. doi:10.1002/wene.160.
- 53 Akimoto, K., Sano, F., and Tehrani, B. S. (2016). The analyses on the economic costs for achieving the nationally
54 determined contributions and the expected global emission pathways. *Evolutionary and Institutional Economics*
55 *Review* 14, 193–206. doi:10.1007/s40844-016-0049-y.
- 56 Ala-Mantila, S., Ottelin, J., Heinonen, J., and Junnila, S. (2016). To each their own? The greenhouse gas impacts of
57 intra-household sharing in different urban zones. *Journal of Cleaner Production* 135, 356–367.
58 doi:10.1016/j.jclepro.2016.05.156.
- 59 Al Ansari, M. S. (2013). Climate change policies and the potential for energy efficiency in the Gulf Cooperation
60 Council (GCC) Economy. *Environment and Natural Resources Research* 3, 106–117.

- 1 doi:10.5539/enrr.v3n4p106.
- 2 Alahakoon, S. (2017). Significance of energy storages in future power networks. *Energy Procedia* 110, 14–19.
- 3 doi:10.1016/j.egypro.2017.03.098.
- 4 Ali, A., and Erenstein, O. (2017). Assessing farmer use of climate change adaptation practices and impacts on food
- 5 security and poverty in Pakistan. *Climate Risk Management*. doi:10.1016/j.crm.2016.12.001.
- 6 Ali, S. M. H., Zuberi, M. J. S., Tariq, M. A., Baker, D., and Mohiuddin, A. (2015). A study to incorporate renewable
- 7 energy technologies into the power portfolio of Karachi, Pakistan. *Renewable and Sustainable Energy Reviews*
- 8 47, 14–22. doi:10.1016/j.rser.2015.03.009.
- 9 Alonso-Fradejas, A., Borrás, S. M., Holmes, T., Holt-Giménez, E., and Robbins, M. J. (2015). Food sovereignty:
- 10 convergence and contradictions, conditions and challenges. *Third World Quarterly* 36, 431–448.
- 11 doi:10.1080/01436597.2015.1023567.
- 12 Alstone, P., Gershenson, D., and Kammen, D. M. (2015). Decentralized energy systems for clean electricity access.
- 13 *Nature Climate Change* 5, 305–314. doi:10.1038/NCLIMATE2512.
- 14 Altieri, K. E., Trollip, H., Caetano, T., Hughes, A., Merven, B., and Winkler, H. (2016). Achieving development and
- 15 mitigation objectives through a decarbonization development pathway in South Africa. *Climate Policy* 16, S78–
- 16 S91. doi:10.1080/14693062.2016.1150250.
- 17 Altieri, M. A., and Nicholls, C. I. (2017). The adaptation and mitigation potential of traditional agriculture in a changing
- 18 climate. *Climatic Change* 140, 33–45. doi:10.1007/s10584-013-0909-y.
- 19 Amann, M., Bertok, I., Borken-Kleefeld, J., Cofala, J., Heyes, C., Höglund-Isaksson, L., et al. (2011). Cost-effective
- 20 control of air quality and greenhouse gases in Europe: Modeling and policy applications. *Environmental*
- 21 *Modelling & Software* 26, 1489–1501. doi:http://dx.doi.org/10.1016/j.envsoft.2011.07.012.
- 22 AMCOW, CDKN, and GWP (2012). Water security and climate resilient development: strategic framework.
- 23 Amin, S. (2006). The Millennium Development Goals: a critique from the South. *Monthly Review* 57, 1–15.
- 24 Anand, R. (2017). *International environmental justice: a North-South dimension*. London, UK: Routledge.
- 25 Anda, M., and Temmen, J. (2014). Smart metering for residential energy efficiency: the use of community based social
- 26 marketing for behavioural change and smart grid introduction. *Renewable Energy* 67, 119–127.
- 27 doi:10.1016/j.renene.2013.11.020.
- 28 Andonova, L. B., Hale, T. N., and Roger, C. B. (2017). National policy and transnational governance of climate change:
- 29 substitutes or complements? *International Studies Quarterly* 61, 253–268. doi:10.1093/isq/sqx014.
- 30 Anenberg, S. C., Balakrishnan, K., Jetter, J., Masera, O., Mehta, S., Moss, J., et al. (2013). Cleaner cooking solutions to
- 31 achieve health, climate, and economic cobenefits. *Environmental Science & Technology* 47, 3944–3952.
- 32 doi:10.1021/es304942e.
- 33 Angelidou, M. (2017). The role of Smart City characteristics in the plans of fifteen cities. *Journal of Urban Technology*
- 34 24, 3–28. doi:10.1080/10630732.2017.1348880.
- 35 Ani, C. (2013). Managing Climate Change In Africa: Challenges To Traditional Knowledge Systems And Human
- 36 Values. *Fourth World Journal* 12, 29–44.
- 37 Ansuategi, A., Greno, P., Houlden, V., Markandya, A., Onofri, L., Picot, H., et al. (2015). The impact of climate change
- 38 on the achievement of the post-2015 sustainable development goals.
- 39 Antal, M., and Van Den Bergh, J. C. J. M. (2016). Green growth and climate change: conceptual and empirical
- 40 considerations. *Climate Policy* 16, 165–177. doi:10.1080/14693062.2014.992003.
- 41 Antwi-Agyei, P., Dougill, A. J., and Stringer, L. C. (2015). Impacts of land tenure arrangements on the adaptive
- 42 capacity of marginalized groups: The case of Ghana’s Ejura Sekyedumase and Bongo districts. *Land Use Policy*
- 43 49, 203–212. doi:10.1016/j.landusepol.2015.08.007.
- 44 Antwi-Agyei, P., Dougill, A., and Stringer, L. (2017a). Assessing Coherence between Sector Policies and Climate
- 45 Compatible Development: Opportunities for Triple Wins. *Sustainability* 9, 2130. doi:10.3390/su9112130.
- 46 Antwi-Agyei, P., Fraser, E. D. G., Dougill, A. J., Stringer, L. C., and Simelton, E. (2012). Mapping the vulnerability of
- 47 crop production to drought in Ghana using rainfall, yield and socioeconomic data. *Applied Geography* 32, 324–
- 48 334. doi:10.1016/j.apgeog.2011.06.010.
- 49 Antwi-Agyei, P., Quinn, C. H., Adiku, S. G. K., Codjoe, S. N. A., Dougill, A. J., Lamboll, R., et al. (2017b). Perceived
- 50 stressors of climate vulnerability across scales in the Savannah zone of Ghana: a participatory approach. *Regional*
- 51 *Environmental Change* 17, 213–227. doi:10.1007/s10113-016-0993-4.
- 52 Apeaning, R. W., and Thollander, P. (2013). Barriers to and driving forces for industrial energy efficiency
- 53 improvements in African industries: a case study of Ghana’s largest industrial area. *Journal of Cleaner*
- 54 *Production* 53, 204–213. doi:10.1016/j.jclepro.2013.04.003.
- 55 Apgar, M. J., Allen, W., Moore, K., and Ataria, J. (2015). Understanding adaptation and transformation through
- 56 indigenous practice: the case of the Guna of Panama. *Ecology and Society* 20.
- 57 Arbuthnott, K., Hajat, S., Heaviside, C., and Vardoulakis, S. (2016). Changes in population susceptibility to heat and
- 58 cold over time: assessing adaptation to climate change. *Environmental Health* 15, S33. doi:10.1186/s12940-016-
- 59 0102-7.
- 60 Archer, D., Almansi, F., DiGregorio, M., Roberts, D., Sharma, D., and Syam, D. (2014). Moving towards inclusive

- 1 urban adaptation: approaches to integrating community-based adaptation to climate change at city and national
2 scale. *Climate and Development* 6, 345–356. doi:10.1080/17565529.2014.918868.
- 3 Archer, D., and Dodman, D. (2015). Making capacity building critical: power and justice in building urban climate
4 resilience in Indonesia and Thailand. *Urban Climate* 14, 68–78. doi:10.1016/j.uclim.2015.06.007.
- 5 Armitage, D. R. (2015). “Social-ecological change in Canada’s Arctic: coping, adapting, learning for an uncertain
6 future,” in *Climate Change and the Coast: Building Resilient Communities*, eds. B. Glavovic, M. Kelly, R. Kay,
7 and A. Travers (Boca Raton, FL, USA: CRC Press), 103–124.
- 8 Arnell, N. W., Brown, S., Hinkel, J., Lincke, D., Lloyd-Highes, B., Lowe, J. A., et al. (2015). The global impacts of
9 climate change under pathways that reach 2°, 3° and 4°C above pre-industrial levels.
- 10 Arriagada, R. A., Ferraro, P. J., Sills, E. O., Pattanayak, S. K., and Cordero-Sancho, S. (2012). Do payments for
11 environmental services affect forest cover? A farm-level evaluation from Costa Rica. *Land Economics* 88, 382–
12 399. doi:10.3368/le.88.2.382.
- 13 Arriagada, R. A., Sills, E. O., Ferraro, P. J., and Pattanayak, S. K. (2015). Do payments pay off? Evidence from
14 participation in Costa Rica’s PES program. *PLOS ONE* 10, 1–17. doi:10.1371/journal.pone.0131544.
- 15 Arthurson, K., and Baum, S. (2015). Making space for social inclusion in conceptualising climate change vulnerability.
16 *Local Environment* 20, 1–17. doi:10.1080/13549839.2013.818951.
- 17 Arts, K. (2017). Inclusive sustainable development: a human rights perspective. *Current Opinion in Environmental*
18 *Sustainability* 24, 58–62. doi:10.1016/j.cosust.2017.02.001.
- 19 Assefa, Z., and Newman, P. (2014). Older slums in Addis Ababa, Ethiopia: how do they work? in *UN-Habitat*
20 *Conference: responsive urbanism in Informal Areas* (Cairo, Egypt).
- 21 Atalay, Y., Biermann, F., and Kalfagianni, A. (2016). Adoption of renewable energy technologies in oil-rich countries:
22 explaining policy variation in the Gulf Cooperation Council states. *Renewable Energy* 85, 206–214.
23 doi:10.1016/j.renene.2015.06.045.
- 24 Ataur Rahman, M., and Rahman, S. (2015). Natural and traditional defense mechanisms to reduce climate risks in
25 coastal zones of Bangladesh. *Weather and Climate Extremes* 7, 84–95. doi:10.1016/j.wace.2014.12.004.
- 26 Atteridge, A., and Remling, E. (2017). Is adaptation reducing vulnerability or redistributing it? *Wiley Interdisciplinary*
27 *Reviews: Climate Change*, e500. doi:10.1002/wcc.500.
- 28 Atwood, T. B., Connolly, R. M., Ritchie, E. G., and Lovelock, C. E. (2015). Predators help protect carbon stocks in
29 blue carbon ecosystems. *Nature Climate Change* 5, 1038–1045.
- 30 Avelino, F., Grin, J., Pel, B., and Jhagroe, S. (2016). The politics of sustainability transitions. *Journal of Environmental*
31 *Policy & Planning* 7200, 1–9. doi:10.1080/1523908X.2016.1216782.
- 32 Aydin, E., Kok, N., and Brounen, D. (2015). Energy Efficiency and Household Behavior: The Rebound Effect in the
33 Residential Sector. *JEL Codes: D12, Q51, R21* 48, 749–782.
- 34 Ayers, J. M., Huq, S., Wright, H., Faisal, A. M., and Hussain, S. T. (2014). Mainstreaming climate change adaptation
35 into development in Bangladesh. *Climate and Development* 6, 293–305. doi:10.1002/wcc.226.
- 36 Babiker, M. (2010). The potentials for energy savings in the GCC economies. *Journal of Development and Economic*
37 *Policies* 12, 31–58.
- 38 Babiker, M., and Fehaid, M. (2011). Climate change policy in the MENA region: prospects, challenges, and the
39 implication of market instruments. Cairo, Egypt.
- 40 Babiker, M. H. (2016). Options for climate change policy in MENA countries after Paris. Giza, Egypt.
- 41 Bäckstrand, K., and Kronsell, A. (2015). *Rethinking the Green State: Environmental Governance Towards Climate and*
42 *Sustainability Transitions*. , eds. K. Bäckstrand and A. Kronsell Abingdon, UK and New York, NY, USA:
43 Routledge.
- 44 Bado, B. V., Savadogo, P., and Manzo, M. L. S. (2016). Restoration of Degraded Lands in West Africa Sahel: Review
45 of experiences in Burkina Faso and Niger.
- 46 Baer, P., Fieldman, G., Athanasiou, T., and Kartha, S. (2008). Greenhouse Development Rights: towards an equitable
47 framework for global climate policy. *Cambridge Review of International Affairs* 21, 649–669.
48 doi:10.1080/09557570802453050.
- 49 Bai, X., van der Leeuw, S., O’Brien, K., Berkhout, F., Biermann, F., Brondizio, E. S., et al. (2016). Plausible and
50 desirable futures in the Anthropocene: A new research agenda. *Global Environmental Change* 39, 351–362.
51 doi:10.1016/j.gloenvcha.2015.09.017.
- 52 Bain, P., and et al. (2016). Co-benefits of addressing climate change can motivate action around the world. *Nature*
53 *Climate Change* 6, 154–157. doi:10.1038/NCLIMATE2814.
- 54 Bajželj, B., Richards, K. S., Allwood, J. M., Smith, P., Dennis, J. S., Curmi, E., et al. (2014). Importance of food-
55 demand management for climate mitigation. *Nature Climate Change* 4, 924–929.
- 56 Bak, C., Bhattacharyya, A., Edenhofer, O., and Knopf, B. (2017). Toward a comprehensive approach to climate policy,
57 sustainable infrastructure and finance.
- 58 Baldacchino, G. (2017). Seizing history: development and non-climate change in Small Island Developing States.
59 *International Journal of Climate Change Strategies and Management*, IJCCSM-02-2017-0037.
60 doi:10.1108/IJCCSM-02-2017-0037.

- 1 Barnes, P. (2015). The political economy of localization in the transition movement. *Community Development Journal*
2 50, 312–326. doi:10.1093/cdj/bsu042.
- 3 Barnett, J., Graham, S., Mortreux, C., Fincher, R., Waters, E., and Hurlimann, A. (2014). A local coastal adaptation
4 pathway. *Nature Climate Change* 4, 1103–1108. doi:10.1038/nclimate2383.
- 5 Barnett, J., Tschakert, P., Head, L., and Adger, W. N. (2016a). A science of loss. *Nature Climate Change* 6, 976–978.
- 6 Barnett, J., Tschakert, P., Head, L., and Adger, W. N. (2016b). A science of loss. *Nature Climate Change* 6, 976–978.
7 doi:10.1038/nclimate3140.
- 8 Barnett, J., and Walters, E. (2016). “Rethinking the vulnerability of small island states: Climate change and
9 development in the Pacific Islands Research Book Chapters,” in *The Palgrave Handbook of International*
10 *Development* doi:10.1057/978-1-137-42724-3_40.
- 11 Barrett, S. (2013). Local level climate justice? Adaptation finance and vulnerability reduction. *Global Environmental*
12 *Change* 23, 1819–1829. doi:10.1016/j.gloenvcha.2013.07.015.
- 13 Barrington-Leigh, C. (2016). Sustainability and Well-Being: A Happy Synergy. *Development* 59, 292–298.
14 doi:10.1057/s41301-017-0113-x.
- 15 Barroso, Â., Chaves, C., Martins, F. V., and Branco, M. C. (2016). On the possibility of sustainable development with
16 less economic growth: a research note. *Environment, Development and Sustainability* 18, 1399–1414.
17 doi:10.1007/s10668-016-9802-y.
- 18 Bartley, T. (2010). Transnational Private Regulation in Practice: The Limits of Forest and Labor Standards Certification
19 in Indonesia. *Business and Politics* 12, 1–34. doi:10.2202/1469-3569.1321.
- 20 Bartocci, A., and Pisani, M. (2013). “Green” fuel tax on private transportation services and subsidies to electric energy:
21 a model-based assessment for the main European countries. *Energy Economics* 40, S32–S57.
22 doi:10.1016/j.eneco.2013.09.019.
- 23 Bataille, C., Waisman, H., Colombier, M., Segafredo, L., Williams, J., and Jotzo, F. (2016). The need for national deep
24 decarbonization pathways for effective climate policy. *Climate Policy* 16, 7–26.
25 doi:10.1080/14693062.2016.1173005.
- 26 Bauer, N., Calvin, K., Emmerling, J., Fricko, O., Fujimori, S., Hilaire, J., et al. (2017). Shared Socio-Economic
27 Pathways of the energy sector – quantifying the narratives. *Global Environmental Change* 42, 316–330.
28 doi:10.1016/j.gloenvcha.2016.07.006.
- 29 Bauhardt, C. (2014). Solutions to the crisis? The Green New Deal, degrowth, and the solidarity economy: alternatives to
30 the capitalist growth economy from an ecofeminist economics perspective. *Ecological Economics* 102, 60–68.
- 31 Bayram, H., and Öztürk, A. B. (2014). “Global climate change, desertification, and its consequences in Turkey and the
32 Middle East,” in *Global climate change and public health*, eds. K. . Pinkerton and W. . Rom (New York, NY,
33 USA: Springer), 293–305. doi:10.1007/978-1-4614-8417-2_17.
- 34 Bebbington, J., and Larrinaga, C. (2014). Accounting and sustainable development: an exploration. *Accounting,*
35 *Organizations and Society* 39, 395–413. doi:10.1016/j.aos.2014.01.003.
- 36 Beck, S., and Mahony, M. (2017). The IPCC and the politics of anticipation. *Nature Climate Change* 7, 311–313.
37 doi:10.1038/nclimate3264.
- 38 Bedelian, C., and Ogutu, J. O. (2017). Trade-offs for climate-resilient pastoral livelihoods in wildlife conservancies in
39 the Mara ecosystem, Kenya. *Pastoralism: Research, Policy and Practice* 7, 125017. doi:10.1186/s13570-017-
40 0085-1.
- 41 Bell, J., Taylor, M., Amos, M., and N, A. (2016). Climate change and Pacific Island food systems. Copenhagen,
42 Denmark and Wageningen, the Netherlands.
- 43 Bell, K. (2015). Can the capitalist economic system deliver environmental justice? *Environmental Research Letters* 10.
44 doi:10.1088/1748-9326/10/12/125017.
- 45 Bell, K. (2016). Green economy or living well? Assessing divergent paradigms for equitable eco-social transition in
46 South Korea and Bolivia. *Journal of Political Ecology* 23.
- 47 Bellarby, J., Tirado, R., Leip, A., Weiss, F., Lesschen, J. P., and Smith, P. (2013). Livestock greenhouse gas emissions
48 and mitigation potential in Europe. *Glob Chang Biol* 19, 3–18. doi:10.1111/j.1365-2486.2012.02786.x.
- 49 Bennetzen, E. H., Smith, P., and Porter, J. R. (2016). Decoupling of greenhouse gas emissions from global agricultural
50 production: 1970-2050. *Glob Chang Biol* 22, 763–781. doi:10.1111/gcb.13120.
- 51 Berger, M., Pfister, S., Bach, V., and Finkbeiner, M. (2015). Saving the planet’s climate or water resources? The trade-
52 off between carbon and water footprints of European biofuels. *Sustainability (Switzerland)* 7, 6665–6683.
53 doi:10.3390/su7066665.
- 54 Berner, J., Brubaker, M., Revitch, B., Kreummel, E., Tcheripanoff, M., and Bell, J. (2016). Adaptation in Arctic
55 circumpolar communities: food and water security in a changing climate. *International Journal of Circumpolar*
56 *Health* 3982, 1–8. doi:10.3402/ijch.v75.33820.
- 57 Berrueta, V. M., Serrano-Medrano, M., Garcia-Bustamante, C., Astier, M., and Masera, O. R. (2017). Promoting
58 sustainable local development of rural communities and mitigating climate change: the case of Mexico’s Patsari
59 improved cookstove project. *Climatic Change* 140, 63–77. doi:10.1007/s10584-015-1523-y.
- 60 Bertram, C., Luderer, G., Popp, A., Minx, J. C., Lamb, W., Stevanovic, M., et al. Targeted policies can compensate

- 1 most of the increased mitigation risks in 1.5°C scenarios.
- 2 Betsill, M., Dubash, N. K., Paterson, M., van Asselt, H., Vihma, A., and Winkler, H. (2015). Building productive links
3 between the UNFCCC and the broader global climate governance landscape. *Global Environmental Politics* 15,
4 1–10.
- 5 Betzold, C., and Weiler, F. (2017). Allocation of aid for adaptation to climate change: do vulnerable countries receive
6 more support? *International Environmental Agreements: Politics, Law and Economics* 17, 17–36.
- 7 Bexell, M., and Jönsson, K. (2017). Responsibility and the United Nations' Sustainable Development Goals. *Forum for*
8 *Development Studies* 44, 13–29. doi:10.1080/08039410.2016.1252424.
- 9 Bhaduri, A., Bogardi, J., Siddiqi, A., Voigt, H., Vörösmarty, C., Pahl-Wostl, C., et al. (2016). Achieving Sustainable
10 Development Goals from a water perspective. *Frontiers in Environmental Science* 4.
11 doi:10.3389/fenvs.2016.00064.
- 12 Bhaskar, R., Frank, C., Hoyer, K. G., Naess, P., and Parker, J. (2010). *Interdisciplinarity and climate change:
13 transforming knowledge and practice for our global future*. Abingdon, UK and New York, NY, USA: Routledge.
- 14 Bhattacharyya, A., Meltzer, J. P., Oppenheim, J., Qureshi, Z., and Stern, N. (2016). Delivering on better infrastructure
15 for better development and better climate.
- 16 Bhattarai, B., Beilin, R., and Ford, R. (2015). Gender, agrobiodiversity, and climate change: a study of adaptation
17 practices in the Nepal Himalayas. *World Development* 70, 122–132. doi:10.1016/j.worlddev.2015.01.003.
- 18 Bickersteth, S., Dupar, M., Espinosa, C., Huhtala, A., Maxwell, S., and Pacha, M. J. (2017). Mainstreaming climate
19 compatible development INSIGHTS FROM CDKN'S FIRST SEVEN YEARS. London .
- 20 Bielecki, C., and Wingenbach, G. (2014). Rethinking improved cookstove diffusion programs : A case study of social
21 perceptions and cooking choices in rural ... *Energy Policy* 66, 350–358. doi:10.1016/j.enpol.2013.10.082.
- 22 Binam, J. N., Place, F., Djalal, A. A., and Kalanganire, A. (2017). Effects of local institutions on the adoption of
23 agroforestry innovations: evidence of farmer managed natural regeneration and its implications for rural
24 livelihoods in the Sahel. *Agricultural and Food Economics* 5, 2. doi:10.1186/s40100-017-0072-2.
- 25 Birkmann, J., Welle, T., Solecki, W., Lwasa, S., and Garschagen, M. (2016). Boost resilience of small and mid-sized
26 cities. *Nature* 537, 605–608. doi:10.1038/537605a.
- 27 Blanco, V., Brown, C., Holzhauser, S., Vulturius, G., and Rounsevell, M. D. A. (2017). The importance of socio-
28 ecological system dynamics in understanding adaptation to global change in the forestry sector. *Journal of*
29 *Environmental Management* 196, 36–47. doi:10.1016/j.jenvman.2017.02.066.
- 30 Blau, J. (2017). *The Context of Paris: The MDGs and the SDGs*. In: *The Paris Agreement*. Palgrave Macmillan, Cham
31 doi:https://doi.org/10.1007/978-3-319-53541-8_8.
- 32 Boas, I., Biermann, F., and Kanie, N. (2016). Cross-sectoral strategies in global sustainability governance: towards a
33 nexus approach. *International Environmental Agreements: Politics, Law and Economics* 16, 449–464.
34 doi:10.1007/s10784-016-9321-1.
- 35 Bodnar, P., Edwards, R., Hoch, S., McGlynn, E., Ott, C., and Wagner, G. Underwriting 1.5C: competitive approaches
36 to financing accelerated climate change mitigation (In Press). *Climate Policy*.
- 37 Bollen, J., van der Zwaan, B., Brink, C., and Eerens, H. (2009). Local air pollution and global climate change: A
38 combined cost-benefit analysis. *Resource and Energy Economics* 31, 161–181.
39 doi:10.1016/j.reseneeco.2009.03.001.
- 40 Bonan, J., Pareglio, S., and Tavoni, M. (2014). Access to Modern Energy: A Review of Impact Evaluations. Milan,
41 Italy.
- 42 Bonsch, M., Humpenöder, F., Popp, A., Bodirsky, B., Dietrich, J. P., Rolinski, S., et al. (2016). Trade-offs between land
43 and water requirements for large-scale bioenergy production. *GCB Bioenergy* 8, 11–24.
- 44 Boonstra, W. J., Björkvik, E., Haider, L. J., and Masterson, V. (2016). Human responses to social-ecological traps.
45 *Sustainability Science* 11, 877–889. doi:10.1007/s11625-016-0397-x.
- 46 Börner, J., Baylis, K., Corbera, E., Ezzine-de-Blas, D., Ferraro, P. J., Honey-Rosés, J., et al. (2016). Emerging evidence
47 on the effectiveness of tropical forest conservation. *PLOS ONE* 11, 1–11. doi:10.1371/journal.pone.0159152.
- 48 Bos, K., and Gupta, J. (2017). Climate change: the risks of stranded fossil fuel assets and resources to the developing
49 world. *Third World Quarterly* 6597, 1–18. doi:10.1080/01436597.2017.1387477.
- 50 Bosomworth, K., Leith, P., Harwood, A., and Wallis, P. J. (2017). What's the problem in adaptation pathways
51 planning? The potential of a diagnostic problem-structuring approach. *Environmental Science and Policy* 76, 23–
52 28. doi:10.1016/j.envsci.2017.06.007.
- 53 Boucher, O., Bellassen, V., Benveniste, H., Ciais, P., Criqui, P., Guivarch, C., et al. (2016). Opinion: in the wake of
54 Paris Agreement, scientists must embrace new directions for climate change research. *Proceedings of the*
55 *National Academy of Sciences* 113, 7287–7290. doi:10.1073/pnas.1607739113.
- 56 Bouteligier, S. (2012). *Cities, networks, and global environmental governance: Spaces of innovation, places of*
57 *leadership*. New York and London: Routledge.
- 58 Bouteligier, S. (2015). “Multinational companies and urban climate governance: Market making or successful policy
59 innovation?,” in *The urban climate change: Rethinking the role of cities in the global climate regime*, eds. C.
60 Johnson, N. Toly, and H. Schroeder (New York and London: Routledge), 82–100.

- 1 Bowen, A., Cochrane, S., Fankhauser, S., and Fankhauser, S. (2012). Climate change, adaptation and economic growth.
2 *Climatic Change* 113, 95–106. doi:10.1007/s10584-011-0346-8.
- 3 Bowyer, P., Schaller, M., Bender, S., and Jacob, D. (2015). “Adaptation as climate risk management: methods and
4 approaches,” in *Handbook of Climate Change Adaptation*, ed. L. Filho (Berlin and Heidelberg, Germany:
5 Springer), 71–92.
- 6 Boyd, E., James, R. A., Jones, R. G., Young, H. R., and Otto, F. E. L. (2017). A typology of loss and damage
7 perspectives. *Nature Climate Change* 7, 723–729. doi:10.1038/nclimate3389.
- 8 Boyle, J., Harris, M., Bizikova, L., Parry, J., Hammill, A., and Dion, J. (2013). Exploring trends in low-carbon, climate-
9 resilient development. Manitoba.
- 10 Branca, G., McCarthy, N., Lipper, L., and Jolejole, M. C. (2011). *Climate-smart agriculture: a synthesis of empirical*
11 *evidence of food security and mitigation benefits from improved cropland management*. Rome, Italy: Food and
12 Agriculture Organization of the United Nations (FAO).
- 13 Bren d’Amour, C., Reitsma, F., Baiocchi, G., Barthel, S., Güneralp, B., Erb, K.-H., et al. (2016). Future urban land
14 expansion and implications for global croplands. *Proceedings of the National Academy of Sciences* 114,
15 201606036. doi:10.1073/pnas.1606036114.
- 16 Brink, E., Aalders, T., Adam, D., Feller, R., Henselek, Y., Hoffmann, A., et al. (2016). Cascades of green: A review of
17 ecosystem-based adaptation in urban areas. *Global Environmental Change* 36, 111–123.
18 doi:10.1016/j.gloenvcha.2015.11.003.
- 19 Brockington, D., and Ponte, S. (2015). The Green Economy in the global South: experiences, redistributions and
20 resistance. *Third World Quarterly* 36, 2197–2206. doi:10.1080/01436597.2015.1086639.
- 21 Brown, D., and McGranahan, G. (2016). The urban informal economy, local inclusion and achieving a global green
22 transformation. *Habitat International* 53, 97–105.
- 23 Brown, E., Cloke, J., Gent, D., Johnson, P. H., and Hill, C. (2014). Green growth or ecological commodification:
24 debating the green economy in the global south. *Geografiska Annaler, Series B: Human Geography* 96, 245–259.
25 doi:10.1111/geob.12049.
- 26 Brown, H. C. P. (2011). Gender, climate change and REDD+ in the Congo Basin forests of Central Africa.
27 *International Forestry Review* 13, 163–176. doi:10.1505/146554811797406651.
- 28 Bryan, E., Bernier, Q., Espinal, M., and Ringler, C. (2017). Making climate change adaptation programmes in sub-
29 Saharan Africa more gender responsive: insights from implementing organizations on the barriers and
30 opportunities. *Climate and Development* 0, 1–15. doi:10.1080/17565529.2017.1301870.
- 31 Bryan, E., Ringler, C., Okoba, B., Koo, J., Herrero, M., Silvestri, S., et al. (2013). Can agriculture support climate
32 change adaptation, greenhouse gas mitigation and rural livelihoods? Insights from Kenya. *Climatic Change* 118,
33 151–165. doi:10.1007/s10584-012-0640-0.
- 34 Buch-Hansen, H. (2018). The Prerequisites for a Degrowth Paradigm Shift: Insights from Critical Political Economy.
35 *Ecological Economics* 146, 157–163. doi:10.1016/j.ecolecon.2017.10.021.
- 36 Buggy, L., and McNamara, K. E. (2016). The need to reinterpret “community” for climate change adaptation: a case
37 study of Pele Island, Vanuatu. *Climate and Development* 8, 270–280. doi:10.1080/17565529.2015.1041445.
- 38 Bulkeley, H., Andonova, L. B., Betsill, M. M., Compagnon, D., Hale, T., Hoffmann, M. J., et al. (2014a). *Transnational*
39 *climate change governance*. Cambridge: Cambridge University Press.
- 40 Bulkeley, H., Carmin, J. A., Castán Broto, V., Edwards, G. A. S., and Fuller, S. (2013). Climate justice and global
41 cities: mapping the emerging discourses. *Global Environmental Change* 23, 914–925.
42 doi:10.1016/j.gloenvcha.2013.05.010.
- 43 Bulkeley, H., Edwards, G. A. S., and Fuller, S. (2014b). Contesting climate justice in the city: examining politics and
44 practice in urban climate change experiments. *Global Environmental Change* 25, 31–40.
45 doi:10.1016/j.gloenvcha.2014.01.009.
- 46 Burch, S., Shaw, A., Dale, A., and Robinson, J. (2014). Triggering transformative change: a development path approach
47 to climate change response in communities. *Climate Policy* 14, 467–487. doi:10.1080/14693062.2014.876342.
- 48 Burke, M., Hsiang, S. M., and Miguel, E. (2015). Global non-linear effect of temperature on economic production.
49 *Nature* 527, 235–239. doi:10.1038/nature15725.
- 50 Burlig, F., and Preonas, L. (2016). Out of the darkness and into the light? Development effects of rural electrification.
51 Berkeley, CA, USA.
- 52 Burns, W., and Nicholson, S. (2017). Bioenergy and carbon capture with storage (BECCS): the prospects and
53 challenges of an emerging climate policy response. *Journal of Environmental Studies and Sciences* 7, 527–534.
54 doi:10.1007/s13412-017-0445-6.
- 55 Bustamante, M., Robledo-Abad, C., Harper, R., Mbow, C., Ravindranath, N. H., Sperling, F., et al. (2014). Co-benefits,
56 trade-offs, barriers and policies for greenhouse gas mitigation in the agriculture, forestry and other land use
57 (AFOLU) sector. *Global Change Biology* 20, 3270–3290. doi:10.1111/gcb.12591.
- 58 Butler, C., Parkhill, K. A., and Pidgeon, N. F. (2016a). Energy consumption and everyday life: choice, values and
59 agency through a practice theoretical lens. *Journal of Consumer Culture* 16, 887–907.
60 doi:10.1177/1469540514553691.

- 1 Butler, J. R. A., Bohensky, E. L., Suadnya, W., Yanuartati, Y., Handayani, T., Habibi, P., et al. (2016b). Scenario
2 planning to leap-frog the Sustainable Development Goals: an adaptation pathways approach. *Climate Risk*
3 *Management* 12, 83–99. doi:10.1016/j.crm.2015.11.003.
- 4 Butt, N., Possingham, H. P., De Los Rios, C., Maggini, R., Fuller, R. A., Maxwell, S. L., et al. (2016). Challenges in
5 assessing the vulnerability of species to climate change to inform conservation actions. *Biological Conservation*
6 199, 10–15. doi:10.1016/j.biocon.2016.04.020.
- 7 Byers, E. A., Hall, J. W., and Amezcaga, J. M. (2014). Electricity generation and cooling water use: UK pathways to
8 2050. *Global Environmental Change* 25, 16–30. doi:10.1016/j.gloenvcha.2014.01.005.
- 9 Byers, E., Gidden, M., Burek, P., Ebi, K., Greve, P., Havlik, P., et al. Global exposure and vulnerability to multi-sector
10 climate change hotspots. *Environmental Research Letters* submitted.
- 11 Byers, E., Gidden, M., Burek, P., Ebi, K., Greve, P., Havlik, P., et al. Global exposure and vulnerability to multi-sector
12 climate change hotspots.
- 13 Byrne, J., Ambrey, C., Portanger, C., Lo, A., Matthews, T., Baker, D., et al. (2016). Could urban greening mitigate
14 suburban thermal inequity?: the role of residents' dispositions and household practices. *Environmental Research*
15 *Letters* 11, 95014. doi:10.1088/1748-9326/11/9/095014.
- 16 Byrnes, W. M. (2014). Climate justice, Hurricane Katrina, and African American environmentalism. *Journal of African*
17 *American Studies* 18, 305–314. doi:10.1007/s12111-013-9270-5.
- 18 Cabezón, E.; L. H.; P. T.; K. W.; Y. W. (2015). Enhancing Macroeconomic Resilience to Natural Disasters and
19 Climate Change in the Small States of the Pacific. doi:9781513525792/1018-5941.
- 20 CAF Corporación Andina de Fomento (2017). Crecimiento Urbano y acceso a Oportunidades: un desafío para
21 América Latina (Urban Growth and Access to Opportunities Challenges for Latin America). Bogotá, Colombia.
- 22 Caldecott, B., Sartor, O., and Spencer, T. (2017). Lessons from previous “COAL TRANSITIONS” HIGH-LEVEL
23 SUMMARY FOR DECISION-MAKERS HIGH-LEVEL SUMMARY FOR DECISION-MAKERS.
- 24 Calisto Friant, M., and Langmore, J. (2015). The buen vivir: a policy to survive the Anthropocene? *Global Policy* 6,
25 64–71. doi:0.1111/1758-5899.12187.
- 26 Callen, T., Cherif, R., Hasanov, F., Hegazy, A., and Khandelwal, P. (2014). Economic diversification in the GCC: past,
27 present, and future.
- 28 Calvet-Mir, L., Corbera, E., Martin, A., Fisher, J., and Gross-Camp, N. (2015). Payments for ecosystem services in the
29 tropics: a closer look at effectiveness and equity. *Current Opinion in Environmental Sustainability* 14, 150–162.
30 doi:10.1016/j.cosust.2015.06.001.
- 31 Cameron, C., Pachauri, S., Rao, N. D., McCollum, D., Rogelj, J., and Riahi, K. (2016). Policy trade-offs between
32 climate mitigation and clean cook-stove access in South Asia. *Nature Energy* 1, 1–5.
33 doi:10.1038/nenergy.2015.10.
- 34 Cameron, R. W. F., Taylor, J., and Emmett, M. (2015). A Hedera green facade - energy performance and saving under
35 different maritime-temperate, winter weather conditions. *Building and Environment* 92, 111–121.
36 doi:10.1016/j.buildenv.2015.04.011.
- 37 Campbell, B. M., Vermeulen, S. J., Aggarwal, P. K., Corner-Dolloff, C., Girvetz, E., Loboguerrero, A. M., et al. (2016).
38 Reducing risks to food security from climate change. *Global Food Security* 11, 34–43.
39 doi:10.1016/j.gfs.2016.06.002.
- 40 Câmpeanu, C. N., and Fazey, I. (2014). Adaptation and pathways of change and response: a case study from Eastern
41 Europe. *Global Environmental Change* 28, 351–367. doi:10.1016/j.gloenvcha.2014.04.010.
- 42 Caney, S. (2009). Justice and the distribution of greenhouse gas emissions. *Journal of Global Ethics* 5, 125–146.
43 doi:10.1080/17449620903110300.
- 44 Caney, S. (2012). Just emissions. *Philosophy and Public Affairs* 40, 255–300. doi:10.1111/papa.12005.
- 45 Caney, S. (2014). Two kinds of climate justice: avoiding harm and sharing burdens. *Journal of Political Philosophy* 22,
46 125–149. doi:10.1111/jopp.12030.
- 47 Caney, S. (2016a). Climate change, equity, and stranded assets.
- 48 Caney, S. (2016b). The struggle for climate justice in a non-ideal world. *Midwest Studies In Philosophy* 40, 9–26.
49 doi:10.1111/misp.12044.
- 50 Carr, E. R., and Onzere, S. N. (2016). Really effective (for 15% of the men): lessons in understanding and addressing
51 user needs in climate services from Mali. *Climate Risk Management*. doi:10.1016/j.crm.2017.03.002.
- 52 Carr, E. R., and Owusu-Daaku, K. N. (2015). The shifting epistemologies of vulnerability in climate services for
53 development: The case of Mali's agrometeorological advisory programme. *Area*, 7–17. doi:10.1111/area.12179.
- 54 Carr, E. R., and Thompson, M. C. (2014). Gender and climate change adaptation in agrarian settings. *Geography*
55 *Compass* 8/3, 182–197. doi:10.1111/gec3.12121.
- 56 Carreón, J. R., and Worrell, E. (2017). Urban energy systems within the transition to sustainable development. A
57 research agenda for urban metabolism. *Resources, Conservation and Recycling*, 0–1.
58 doi:10.1016/j.resconrec.2017.08.004.
- 59 Carter, M. R., Cheng, L., and Sarris, A. (2016). Where and how index insurance can boost the adoption of improved
60 agricultural technologies. *Journal of Development Economics* 118, 59–71. doi:10.1016/j.jdevec0.2015.08.008.

- 1 Casado-Asensio, J., and Steurer, R. (2014). Integrated strategies on sustainable development, climate change mitigation
2 and adaptation in Western Europe: communication rather than coordination. *Journal of Public Policy* 343, 437–
3 473. doi:10.1017/S0143814X13000287.
- 4 Casillas, C. E., and Kammen, D. M. (2010). The Energy-Poverty-Climate Nexus. *Science* 330, 1181–1182.
5 doi:10.1126/science.1197412.
- 6 Casillas, C. E., and Kammen, D. M. (2012). Quantifying the social equity of carbon mitigation strategies. *Climate*
7 *Policy* 12, 690–703. doi:10.1080/14693062.2012.669097.
- 8 Castellanos-Navarrete, A., and Jansen, K. (2015). Oil palm expansion without enclosure: smallholders and
9 environmental narratives. *The Journal of Peasant Studies* 42, 791–816. doi:10.1080/03066150.2015.1016920.
- 10 Castro, P. (2016). Common but differentiated responsibilities beyond the nation state: how is differential treatment
11 addressed in transnational Climate governance initiatives? *Transnational Environmental Law* 5, 379–400.
12 doi:10.1017/S2047102516000224.
- 13 Cavanagh, C., and Benjaminsen, T. A. (2014). Virtual nature, violent accumulation: The “spectacular failure” of carbon
14 offsetting at a Ugandan National Park. *Geoforum* 56, 55–65. doi:10.1016/j.geoforum.2014.06.013.
- 15 CD-LINKS (2017). Modelling Protocol for Global low-carbon development pathways of Work Package 3 of CD-
16 LINKS. *CD-LINKS Report*, 22.
- 17 CERC (2017). Climate Equity Reference Calculator.
- 18 Cervigni, R., and Morris, M. (2016). *Confronting drought in Africa’s drylands: opportunities for enhancing resilience.* ,
19 eds. R. Cervigni and M. Morris Washington DC, USA: World Bank.
- 20 Chakrabarti, S., and Shin, E. J. (2017). Automobile dependence and physical inactivity: insights from the California
21 Household Travel Survey. *Journal of Transport and Health* 6, 262–271. doi:10.1016/j.jth.2017.05.002.
- 22 Chakravarty, D., Dasgupta, S., and Roy, J. (2013). Rebound effect: how much to worry? *Current Opinion in*
23 *Environmental Sustainability* 5, 216–228. doi:10.1016/j.cosust.2013.03.001.
- 24 Chakravarty, D., and Roy, J. (2016). “The Global South: new estimates and insights from urban India,” in *Rethinking*
25 *climate and energy policies: new perspectives on the rebound phenomenon*, eds. T. Santarius, H. J. Walnum, and
26 A. Carlo (Springer), 55–72.
- 27 Chakravarty, D., and Tavoni, M. (2013). Energy poverty alleviation and climate change mitigation: Is there a trade off?
28 *Energy Economics* 40, S67–S73.
- 29 Chambwera, M., Heal, G., Dubeux, C., Hallegatte, S., Leclerc, L., Markandya, A., et al. “Economics of adaptation,” in
30 *Climate Change 2014: Impacts, Adaptation, and Vulnerability. Part A: Global and Sectoral Aspects.*
31 *Contribution of Working Group II to the Fifth Assessment Report of the Intergovernmental Panel of Climate*
32 *Change*, eds. C. B. Field, V. R. Barros, D. J. Dokken, K. J. Mach, M. D. Mastrandrea, T. E. Bilir, et al.
33 (Cambridge, United Kingdom and New York, NY, USA: Cambridge University Press), 945–977.
- 34 Chamorro, A., and Utting, P. (2015). Políticas públicas y la economía social y solidaria: hacia un entorno favorable. El
35 caso de Nicaragua. Turin, Italy: ILO/ILO-ITC.
- 36 Chancel, L., and Picketty, T. (2015). Carbon and inequality: from Kyoto to Paris. Trends in the global inequality of
37 carbon emissions (1998-2013) & prospects for an equitable adaptation fund. Paris, France.
- 38 Chandra, A., McNamara, K. E., and Dargusch, P. (2017). Climate-smart agriculture: perspectives and framings. *Climate*
39 *Policy* 0, 1–16. doi:10.1080/14693062.2017.1316968.
- 40 Chandrashekeran, S., Morgan, B., Coetzee, K., and Christoff, P. (2017). Rethinking the green state beyond the Global
41 North: a South African climate change case study. *Wiley Interdisciplinary Reviews: Climate Change*, e473.
42 doi:10.1002/wcc.473.
- 43 Chant, S., Klett-Davies, M., and Ramalho, J. (2017). Challenges and potential solutions for adolescent girls in urban
44 settings: a rapid evidence review. London, UK.
- 45 Chaturvedi, V., and Shukla, P. R. (2014). Role of energy efficiency in climate change mitigation policy for India:
46 assessment of co-benefits and opportunities within an integrated assessment modeling framework. *Climatic*
47 *Change* 123, 597–609. doi:10.1007/s10584-013-0898-x.
- 48 Chelleri, L., Minucci, G., and Skrimizea, E. (2016). Does community resilience decrease social–ecological
49 vulnerability? Adaptation pathways trade-off in the Bolivian Altiplano. *Regional Environmental Change* 16,
50 2229–2241. doi:10.1007/s10113-016-1046-8.
- 51 Chen, C., Hellmann, J., Berrang-Ford, L., Noble, I., and Regan, P. (2016). A global assessment of adaptation
52 investment from the perspectives of equity and efficiency. *Mitigation and Adaptation Strategies for Global*
53 *Change*, n/a-n/a. doi:10.1007/s11027-016-9731-y.
- 54 Chen, X., Liu, X., and Hu, D. (2015). Assessment of sustainable development: A case study of Wuhan as a pilot city in
55 China. *Ecological Indicators* 50, 206–214. doi:10.1016/j.ecolind.2014.11.002.
- 56 Chhetri, N., Chaudhary, P., Tiwari, P. R., and Yadaw, R. B. (2012). Institutional and technological innovation:
57 understanding agricultural adaptation to climate change in Nepal. *Applied Geography* 33, 142–150.
58 doi:10.1016/j.apgeog.2011.10.006.
- 59 Chief, K., Meadow, A., and Whyte, K. (2016). Engaging southwestern tribes in sustainable water resources topics and
60 management. *Water (Switzerland)* 8, 1–21. doi:10.3390/w8080350.

- 1 Chishakwe, N., Murray, L., and Chambwera, M. (2012). Building climate change adaptation on community
2 experiences: lessons from community-based natural resource management in southern Africa. London, UK:
3 International Institute for Environment and Development (IIED).
- 4 Chong, J. (2014). Ecosystem-based approaches to climate change adaptation: progress and challenges. *International*
5 *Environmental Agreements: Politics, Law and Economics* 14, 391–405. doi:10.1007/s10784-014-9242-9.
- 6 Chow, J. (2017). Mangrove management for climate change adaptation and sustainable development in coastal zones.
7 *Journal of Sustainable Forestry* 0, 1–18. doi:10.1080/10549811.2017.1339615.
- 8 Chowdhury, S. K. (2010). Impact of infrastructures on paid work opportunities and unpaid work burdens on rural
9 women in Bangladesh. *Journal of International Development* 22, 997–1017. doi:10.1002/jid.1607.
- 10 Chu, A., Lin, Y. C., and Chiueh, P. Te (2017). Incorporating the effect of urbanization in measuring climate adaptive
11 capacity. *Land Use Policy* 68, 28–38. doi:10.1016/j.landusepol.2017.07.019.
- 12 Claeys, P., and Delgado Pugley, D. (2016). Peasant and indigenous transnational social movements engaging with
13 climate justice. *Canadian Journal of Development Studies / Revue canadienne d'études du développement* 5189,
14 1–16. doi:10.1080/02255189.2016.1235018.
- 15 Clancy, J. S., Winther, T., Matinga, M., and Oparaocha, S. (2012). Gender equity in access to and benefits from modern
16 energy and improved energy technologies: world development report background paper.
- 17 Clark, W. C., Van Kerkhoff, L., Lebel, L., and Gallopin, G. C. (2016). Crafting usable knowledge for sustainable
18 development. *Proceedings of the National Academy of Sciences of the United States of America* 113.
19 doi:10.1073/pnas.1601266113.
- 20 Clarke, L. E., Jiang, K., Akimoto, K., Babiker, M., Blanford, G., Fisher-Vanden, K., et al. (2014). “Assessing
21 transformation pathways,” in *Climate Change 2014: Mitigation of Climate Change. Contribution of Working*
22 *Group III to the Fifth Assessment Report of the Intergovernmental Panel on Climate Change*, eds. O. Edenhofer,
23 R. Pichs-Madruga, Y. Sokona, E. Farahani, S. Kadner, K. Seyboth, et al. (Cambridge, UK and New York, NY,
24 USA.: Cambridge University Press), 413–510.
- 25 Clemens, M. A., Kenny, C. J., and Moss, T. J. (2007). The trouble with the MDGs: confronting expectations of aid and
26 development success. *World Development* 35, 735–751. doi:10.1016/j.worlddev.2006.08.003.
- 27 Clements, R. (2009). The Economic Cost of Climate Change in Africa.
- 28 Cobbinah, P. B., and Anane, G. K. (2016). Climate change adaptation in rural Ghana: indigenous perceptions and
29 strategies. *Climate and Development* 8, 169–178. doi:10.1080/17565529.2015.1034228.
- 30 Cochrane, R. (2014). Climate change, buen vivir, and the dialectic of enlightenment: toward a feminist critical
31 philosophy of climate justice. *Hypatia* 29, 576–598. doi:10.1111/hypa.12099.
- 32 Cock, J. (2014). The “Green Economy”: a just and sustainable development path or a “wolf in sheep”s clothing”?
33 *Global Labour Journal* 5, 23–44. doi:http://dx.doi.org/10.15173/glj.v5i1.1146.
- 34 Coe, R., Njoloma, J., and Sinclair, F. (2017). To control or not to control: how do we learn more about how agronomic
35 innovations perform on farms? *Experimental Agriculture*, 1–7. doi:10.1017/S0014479717000102.
- 36 Coe, R., Sinclair, F., and Barrios, E. (2014). Scaling up agroforestry requires research “in” rather than “for”
37 development. *Current Opinion in Environmental Sustainability* 6, 73–77. doi:10.1016/j.cosust.2013.10.013.
- 38 Cohen, M. (2017). *Climate change and gender in rich countries: work, public policy and action.* , ed. M. Cohen
39 Abingdon, UK and New York, NY, USA: Routledge.
- 40 Colenbrander, S., Dodman, D., and Mitlin, D. (2017). Using climate finance to advance climate justice: the politics and
41 practice of channelling resources to the local level. *Climate Policy* 0, 1–14. doi:10.1080/14693062.2017.1388212.
- 42 Colenbrander, S., Gouldson, A., Roy, J., Kerr, N., Sarkar, S., Hall, S., et al. (2016). Can low-carbon urban development
43 be pro-poor? The case of Kolkata, India. *Environment and Urbanization* 29, 139–158.
44 doi:10.1177/0956247816677775.
- 45 Colloff, M. J., Martín-López, B., Lavorel, S., Locatelli, B., Gorddard, R., Longaretti, P. Y., et al. (2017). An integrative
46 research framework for enabling transformative adaptation. *Environmental Science and Policy* 68, 87–96.
47 doi:10.1016/j.envsci.2016.11.007.
- 48 Combet, E. (2013). Fiscalite carbone et progrès social. Application au cas francais. Paris, France.
- 49 Conservation International (2016). Ecosystem Based Adaptation: Essential for Achieving the Sustainable Development
50 Goals. Arlington, VA, USA.
- 51 Conway, D., van Garderen, E. A., Deryng, D., Dorling, S., Krueger, T., Landman, W., et al. (2015). Climate and
52 southern Africa’s water-energy-food nexus. *Nature Climate Change* 5, 837–846. doi:10.1038/Nclimate2735.
- 53 Cook, P. (2011). Infrastructure, rural electrification and development. *Energy for Sustainable Development* 15, 304–
54 313. doi:10.1016/j.esd.2011.07.008.
- 55 Cook, S., Smith, K., and Utting, P. (2012). Green Economy or Green Society? Contestation and Policies for a Fair
56 Transition. Geneva, Switzerland.
- 57 Corbera, E., Hunsberger, C., and Vaddhanaphuti, C. (2017). Climate change policies, land grabbing and conflict:
58 perspectives from Southeast Asia. *Canadian Journal of Development Studies* 38, 297–304.
59 doi:10.1080/02255189.2017.1343413.
- 60 Coudel, E., Ferreira, J., de Carvalho Amazonas, M., Eloy, L., Hercowitz, M., Mattos, L., et al. (2015). “The rise of PES

- 1 in Brazil: from pilot projects to public policies,” in *Handbook of Ecological Economics*, eds. J. Martinez-Alier
2 and R. Muradian (Cheltenham, UK: Edward Elgar Publishing), 450–472.
- 3 Cramer, W., Yohe, G. W., Auffhammer, M., Huggel, C., and Molau, U. (2014). “Detection and attribution of observed
4 impacts,” in *Climate Change 2014: Impacts, Adaptation and Vulnerability. Part A: Global and Sectoral Aspects.*
5 *Contribution of Working Group II to the Fifth Assessment Report of the Intergovernmental Panel on Climate*
6 *Change*, eds. C. B. Field, V. R. Barros, D. J. Dokken, K. J. Mach, M. D. Mastrandrea, T. E. Bilir, et al.
7 (Cambridge, UK and New York, NY, USA.: Cambridge University Press), 979–1037.
- 8 Cremades, R., G S A Rothausen, S., Conway, D., Zou, X., Wang, J., and Li, Y. (2016). Co-benefits and trade-offs in the
9 water–energy nexus of irrigation modernization in China. *Environmental Research Letters* 11, 54007.
10 doi:10.1088/1748-9326/11/5/054007.
- 11 Cretney, R. M., Thomas, A. C., and Bond, S. (2016). Maintaining grassroots activism: Transition Towns in Aotearoa
12 New Zealand. *New Zealand Geographer* 72, 81–91.
- 13 Creutzig, F., Fernandez, B., Haberl, H., Khosla, R., Mulugetta, Y., and Seto, K. C. (2016). Beyond technology:
14 demand-side solutions for climate change mitigation. *Annual Review of Environment and Resources* 41, 173–198.
15 doi:10.1146/annurev-environ-110615-085428.
- 16 Creutzig, F., Goldschmidt, J. C., Lehmann, P., Schmid, E., Von Blöcher, F., Breyer, C., et al. (2014). Catching two
17 European birds with one renewable stone: mitigating climate change and Eurozone crisis by an energy transition.
18 *Renewable and Sustainable Energy Reviews* 38, 1015–1028. doi:10.1016/j.rser.2014.07.028.
- 19 Creutzig, F., Jochem, P., Edelenbosch, O. Y., Mattauch, L., van Vuuren, D. P., McCollum, D., et al. (2015a). Transport
20 a roadblock to climate mitigation? *Science* 350, 911–912.
- 21 Creutzig, F., Ravindranath, N. H., Berndes, G., Bolwig, S., Bright, R., Cherubini, F., et al. (2015b). Bioenergy and
22 climate change mitigation: an assessment. *GCB Bioenergy* 7, 916–944. doi:10.1111/gcbb.12205.
- 23 Crowe, T. L. (2012). The potential of the CDM to deliver pro-poor benefits. *Climate Policy* 3062, 1–22.
24 doi:10.1080/14693062.2012.709080.
- 25 CSO Review (2015). Fair shares: a civil society equity review of INDCs. Manila, London, Cape Town, Washington, et
26 al.
- 27 Cugurullo, F. (2013). How to build a sandcastle: an analysis of the genesis and development of Masdar City. *Journal of*
28 *Urban Technology* 20, 23–37. doi:10.1080/10630732.2012.735105.
- 29 Cugurullo, F. (2016). Urban eco-modernisation and the policy context of new eco-city projects: Where Masdar City
30 fails and why. *Urban Studies* 53, 2417–2433. doi:10.1177/0042098015588727.
- 31 Cundill, G., Shackleton, S., Sisitka, L., Ntshudu, M., Lotz-Sisitka, H., Kulundu, I., et al. (2014). Social learning for
32 adaptation: a descriptive handbook for practitioners and action researchers.
- 33 Cutter, S. L. (2016). Resilience to What? Resilience for Whom? *Geographical Journal* 182, 110–113.
34 doi:10.1111/geoj.12174.
- 35 Cvitanovic, C., Crimp, S., Fleming, A., Bell, J., Howden, M., Hobday, A. J., et al. (2016). Linking adaptation science to
36 action to build food secure Pacific Island communities. *Climate Risk Management* 11, 53–62.
37 doi:10.1016/j.crm.2016.01.003.
- 38 Daigneault, A., Brown, P., and Gawith, D. (2016). Dredging versus hedging: Comparing hard infrastructure to
39 ecosystem-based adaptation to flooding. *Ecological Economics* 122, 25–35. doi:10.1016/j.ecolecon.2015.11.023.
- 40 Dale, V. H., Kline, K. L., Wiens, J., and Fargione, J. (2010). Biofuels: implications for land use and biodiversity.
- 41 Dasgupta, P. (2016). *Climate Sensitive Adaptation in Health: Imperatives for India in a Developing Economy Context.*
42 Springer India.
- 43 Dasgupta, P., Ebi, K., and Sachdeva, I. (2016). Health sector preparedness for adaptation planning in India. *Climatic*
44 *Change* 138, 551–566. doi:10.1007/s10584-016-1745-7.
- 45 Dasgupta, P., Morton, J. F., Dodman, D., Karapinar, B., Meza, F., Rivera-Ferre, M. G., et al. (2014). “Rural areas,” in
46 *Climate Change 2014: Impacts, Adaptation, and Vulnerability. Part A: Global and Sectoral Aspects.*
47 *Contribution of Working Group II to the Fifth Assessment Report of the Intergovernmental Panel of Climate*
48 *Change*, eds. C. B. Field, V. R. Barros, D. J. Dokken, K. J. Mach, M. D. Mastrandrea, T. E. Bilir, et al.
49 (Cambridge, United Kingdom and New York, NY, USA: Cambridge University Press), 613–657.
- 50 Dasgupta, S., Huq, M., Mustafa, M. G., Sobhan, M. I., and Wheeler, D. (2017). The Impact of Aquatic Salinization on
51 Fish Habitats and Poor Communities in a Changing Climate: Evidence from Southwest Coastal Bangladesh.
52 *Ecological Economics* 139, 128–139. doi:10.1016/j.ecolecon.2017.04.009.
- 53 Dasgupta, S., and Roy, J. (2017). Analysing energy intensity trends and decoupling of growth from energy use in Indian
54 manufacturing industries during 1973-1974 to 2011-2012. *Energy Efficiency* 10, 925–943. doi:10.1007/s12053-
55 016-9497-9.
- 56 Davies, E. G. R., Kyle, P., and Edmonds, J. A. (2013). An integrated assessment of global and regional water demands
57 for electricity generation to 2095. *Advances in Water Resources* 52, 296–313.
58 doi:10.1016/j.advwatres.2012.11.020.
- 59 Davies, K. (2015). “Kastom, climate change and intergenerational democracy: experiences from Vanuatu,” in *Climate*
60 *change in the Asia-Pacific region*, ed. W. Leal Filho (Springer), 49–66.

- 1 Davies, T. E., Pettoirelli, N., Cresswill, W., and Fazey, I. R. (2014). Who are the poor? Measuring wealth inequality to
2 aid understanding of socioeconomic contexts for conservation: a case-study from the Solomon Islands.
3 *Environmental Conservation* 41, 357–366. doi:10.1017/S0376892914000058.
- 4 de Loma-Osorio, G. F. y (2016). The 2030 Agenda for Sustainable Development: Bringing Climate Justice to Climate
5 Action. *Development* 59, 223–228. doi:10.1057/s41301-017-0122-9.
- 6 Dearing, J. A., Wang, R., Zhang, K., Dyke, J. G., Haberl, H., Hossain, M. S., et al. (2014). Safe and just operating
7 spaces for regional social-ecological systems. *Global Environmental Change* 28, 227–238.
8 doi:10.1016/j.gloenvcha.2014.06.012.
- 9 De Stefano, L., Petersen-Perlman, J. D., Sproles, E. A., Eynard, J., and Wolf, A. T. (2017). Assessment of
10 transboundary river basins for potential hydro-political tensions. *Global Environmental Change* 45, 35–46.
- 11 Death, C. (2014). The Green Economy in South Africa: Global Discourses and Local Politics. *Politikon* 41, 1–22.
12 doi:10.1080/02589346.2014.885668.
- 13 Death, C. (2015). Four discourses of the green economy in the global South. *Third World Quarterly* 36, 2207–2224.
14 doi:10.1080/01436597.2015.1068110.
- 15 Death, C. (2016). Green states in Africa: beyond the usual suspects. *Environmental Politics* 25:1, 116–135.
16 doi:10.1080/09644016.2015.1074380.
- 17 Death, C., and Gabay, C. (2015). Doing biopolitics differently? Radical potential in the post-2015 MDG and SDG
18 debates. *Globalizations* 12, 597–612. doi:10.1080/14747731.2015.1033172.
- 19 DeCaro, D. A., Anthony, C., Arnold, T., Boamah, E. F., and Garmestani, A. S. (2017). Understanding and applying
20 principles of social cognition and decision making in adaptive environmental governance. *Ecology and Society*
21 22, 33. doi:doi.org/10.5751/ES-09154-220133.
- 22 DeClerck, F. A. J., Jones, S. K., Attwood, S., Bossio, D., Girvetz, E., Chaplin-Kramer, B., et al. (2016). Agricultural
23 ecosystems and their services: the vanguard of sustainability? *Current Opinion in Environmental Sustainability*
24 23, 92–99. doi:10.1016/j.cosust.2016.11.016.
- 25 Delgado-Serrano, M. del M., Mistry, M., Matzdorf, B., and Leclerc, G. (2017). Community-based management of
26 environmental challenges in Latin America. *Ecology and Society* 22, 4. doi:10.5751/ES-08924-220104.
- 27 Delponte, I., Pittaluga, I., and Schenone, C. (2017). Monitoring and evaluation of Sustainable Energy Action Plan:
28 practice and perspective. *Energy Policy* 100, 9–17. doi:10.1016/j.enpol.2016.10.003.
- 29 Denis-Ryan, A., Bataille, C., and Jotzo, F. (2016). Managing carbon-intensive materials in a decarbonizing world
30 without a global price on carbon. *Climate Policy* 16, S110–S128.
- 31 Denton, F., Wilbanks, T. J., Abeysinghe, A. C., Burton, I., Gao, Q., Lemos, M. C., et al. (2014). “Climate-resilient
32 pathways: adaptation, mitigation, and sustainable development,” in *Climate Change 2014: Impacts, Adaptation,
33 and Vulnerability. Part A: Global and Sectoral Aspects. Contribution of Working Group II to the Fifth
34 Assessment Report of the Intergovernmental Panel of Climate Change*, eds. C. B. Field, V. R. Barros, D. J.
35 Dokken, K. J. Mach, M. D. Mastrandrea, T. E. Bilir, et al. (Cambridge, UK and New York, NY, USA: Cambridge
36 University Press), 1101–1131.
- 37 Depietri, Y., and McPhearson, T. (2017). “Integrating the Grey, Green, and Blue in Cities: Nature-Based Solutions for
38 Climate Change Adaptation and Risk Reduction,” in 91–109. doi:10.1007/978-3-319-56091-5_6.
- 39 Derbez, M., Berthineau, B., Cochet, V., Lethrosne, M., Pignon, C., Riberon, J., et al. (2014). Indoor air quality and
40 comfort in seven newly built, energy-efficient houses in France. *Building and Environment* 72, 173–187.
41 doi:10.1016/j.buildenv.2013.10.017.
- 42 Deryugina, T., and Hsiang, S. (2014). Does the Environment Still Matter? Daily Temperature and Income in the United
43 States. Cambridge, MA, USA and New York, NY, USA.
- 44 Desmarais, A. A., Rivera-Ferre, M. G., and Gasco, B. (2014). “Building Alliances for Food Sovereignty: La Via
45 Campesina, NGOs, and Social Movements,” in *Alternative Agrifood Movements: Patterns of Convergence and
46 Divergence*, eds. D. H. Constance, M.-C. Renard, and M. G. Rivera-Ferre (Bingley, UK: Emerald Group
47 Publishing Ltd), 89–110.
- 48 Di Gregorio, M., Nurrochmat, D. R., Paavola, J., Sari, I. M., Fatorelli, L., Pramova, E., et al. (2017a). Climate policy
49 integration in the land use sector: mitigation, adaptation and sustainable development linkages. *Environmental
50 Science and Policy* 67, 35–43. doi:10.1016/j.envsci.2016.11.004.
- 51 Di Gregorio, M., Nurrochmat, D. R., Paavola, J., Sari, I. M., Fatorelli, L., Pramova, E., et al. (2017b). Climate policy
52 integration in the land use sector: Mitigation, adaptation and sustainable development linkages. *Environmental
53 Science and Policy* 67, 35–43. doi:10.1016/j.envsci.2016.11.004.
- 54 Dickinson, J. L., McLeod, P., Bloomfield, R., and Allred, S. (2016). Which moral foundations predict willingness to
55 make lifestyle changes to avert climate change in the USA? *PLOS ONE* 11, 1–11.
56 doi:10.1371/journal.pone.0163852.
- 57 Dilling, L., Daly, M. E., Travis, W. R., Wilhelmi, O. V., and Klein, R. A. (2015). The dynamics of vulnerability: why
58 adapting to climate variability will not always prepare us for climate change. *Wiley Interdisciplinary Reviews:
59 Climate Change* 6, 413–425. doi:10.1002/wcc.341.
- 60 Dimitrov, R. S. (2016). The Paris agreement on climate change: behind closed doors. *Global Environmental Politics* 16,

- 1 1–11. doi:10.1162/GLEP_a_00361.
- 2 Dinkelman, T. (2011). The Effects of Rural Electrification on Employment: New Evidence from South Africa. *The*
3 *American Economic Review* 101, 3078–3108. doi:10.1257/aer.101.7.3078.
- 4 Dinku, T., Block, P., Sharoff, J., Hailemariam, K., Osgood, D., del Corral, J., et al. (2014). Bridging critical gaps in
5 climate services and applications in Africa. *Earth Perspectives* 1, 15. doi:10.1186/2194-6434-1-15.
- 6 Djoudi, H., Locatelli, B., Vaast, C., Asher, K., Brockhaus, M., and Basnett Sijapati, B. (2016). Beyond dichotomies:
7 Gender and intersecting inequalities in climate change studies. *Ambio* 45, 248–262. doi:10.1007/s13280-016-
8 0825-2.
- 9 Dodman, D., Leck, H., Rusca, M., and Colenbrander, S. (2017). African urbanisation and urbanism: implications for
10 risk accumulation and reduction. *International Journal of Disaster Risk Reduction* 26, 7–15.
11 doi:10.1016/j.ijdr.2017.06.029.
- 12 Doll, C. N. H., and Puppim de Oliveira, J. A. (2017). *Urbanization and climate co-benefits: Implementation of win-win*
13 *interventions in cities.*, eds. C. N. H. Doll and J. A. Puppim de Oliveira Abingdon, UK and New York, NY,
14 USA: Routledge.
- 15 Dos Santos, S., Adams, E. A., Neville, G., Wada, Y., de Sherbinin, A., Mullin Bernhardt, E., et al. (2017). Urban
16 growth and water access in sub-Saharan Africa: Progress, challenges, and emerging research directions. *Science*
17 *of the Total Environment* 607–608, 497–508. doi:10.1016/j.scitotenv.2017.06.157.
- 18 dos Santos Gaspar, J., Marques, A., and Funhas, J. A. (2017). The traditional energy-growth nexus: A comparison
19 between sustainable development and economic growth approaches. *Ecological Indicators* 2 75, 286–296.
- 20 Doswald, N., Munroe, R., Roe, D., Giuliani, A., Castelli, I., Stephens, J., et al. (2014). Effectiveness of ecosystem-
21 based approaches for adaptation: review of the evidence-base. *Climate and Development* 6, 185–201.
22 doi:10.1080/17565529.2013.867247.
- 23 Dovie, D. B. K., Dzodzomenyo, M., and Ogunseitan, O. A. (2017). Sensitivity of health sector indicators’ response to
24 climate change in Ghana. *Science of the Total Environment* 574, 837–846. doi:10.1016/j.scitotenv.2016.09.066.
- 25 Doyle, R., and Davies, A. R. (2013). Towards sustainable household consumption: exploring a practice oriented,
26 participatory backcasting approach for sustainable home heating practices in Ireland. *Journal of Cleaner*
27 *Production* 48, 260–271.
- 28 Doze, A., and Dekens, J. (2017). A framework for gender-responsive national adaptation plan (NAP) process.
- 29 Druckman, A., and Jackson, T. (2016). “Understanding Households as Drivers of Carbon Emissions,” in *Taking Stock*
30 *of Industrial Ecology*, eds. R. Clift and A. Druckman (Springer International Publishing), 181–203.
- 31 du Pont, Y. R., Jeffery, M. L., Gütschow, J., Rogelj, J., Christoff, P., and Meinshausen, M. (2017). Equitable mitigation
32 to achieve the Paris Agreement goals. *Nature Climate Change* 7, 38–43. doi:10.1038/NCLIMATE3186.
- 33 Duguma, L. A., Minang, P. A., and Van Noordwijk, M. (2014a). Climate change mitigation and adaptation in the land
34 use sector: from complementarity to synergy. *Environmental Management* 54, 420–432. doi:10.1007/s00267-014-
35 0331-x.
- 36 Duguma, L. A., Wambugu, S. W., Minang, P. A., and van Noordwijk, M. (2014b). A systematic analysis of enabling
37 conditions for synergy between climate change mitigation and adaptation measures in developing countries.
38 *Environmental Science and Policy* 42, 138–148. doi:10.1016/j.envsci.2014.06.003.
- 39 Duit, A., Feindt, P. H., and Meadowcroft, J. (2016). Greening Leviathan: the rise of the environmental state?
40 *Environmental Politics* 25, 1–23. doi:10.1080/09644016.2015.1085218.
- 41 Dulal, H. B., Shah, K. U., and Ahmad, N. (2009). Social equity considerations in the implementation of caribbean
42 climate change adaptation policies. *Sustainability* 1, 363–383. doi:10.3390/su1030363.
- 43 Dumont, E., Bonhomme, S., Pagella, T. F., and Sinclair, F. L. (2017). Structured stakeholder engagement leads to
44 development of more diverse and inclusive agroforestry options. *Experimental Agriculture*, 1–23.
45 doi:10.1017/S0014479716000788.
- 46 Dyer, J. C., Stringer, L. C., and Dougill, A. J. (2012). *Jatropha curcas*: Sowing local seeds of success in Malawi? In
47 response to Achten et al. (2010). *Journal of Arid Environments* 79, 107–110. doi:10.1016/j.jaridenv.2011.12.004.
- 48 Dyer, J., Leventon, J., Stringer, L., Dougill, A., Syampungani, S., Nshimbi, M., et al. (2013). Partnership models for
49 climate compatible development: experiences from Zambia. *Resources* 2, 1–25. doi:10.3390/resources2010001.
- 50 Eakin, H. C., Lemos, M. C., and Nelson, D. R. (2014). Differentiating capacities as a means to sustainable climate
51 change adaptation. *Global Environmental Change* 27, 1–8. doi:10.1016/j.gloenvcha.2014.04.013.
- 52 Ebi, K. L. (2016). Adaptation and resilience. *Public Health Reviews* 37, 1–6. doi:10.1186/s40985-016-0032-5.
- 53 Ebi, K. L., and Bowen, K. (2016). Extreme events as sources of health vulnerability: drought as an example. *Weather*
54 *Clim Extremes* 11. doi:10.1016/j.wace.2015.10.001.
- 55 Ebi, K. L., and Del Barrio, M. O. (2017). Lessons learned on health adaptation to climate variability and change:
56 Experiences across low- and middle-income countries. *Environmental Health Perspectives* 125.
57 doi:10.1289/EHP405.
- 58 Ebi, K. L., Hallegatte, S., Kram, T., Arnell, N. W., Carter, T. R., Edmonds, J., et al. (2014). A new scenario framework
59 for climate change research: background, process, and future directions. *Climatic Change* 122, 363–372.
60 doi:10.1007/s10584-013-0912-3.

- 1 Echegaray, F. (2016). Consumers' reactions to product obsolescence in emerging markets: the case of Brazil. *Journal of*
2 *Cleaner Production* 134, 191–203. doi:10.1016/j.jclepro.2015.08.119.
- 3 Edelman, M., and Borras, S. M. (2016). *Political dynamics of transnational agrarian movements*. Canada: Fernwood
4 Publishing.
- 5 Edenhofer, O., and Minx, J. (2014). Mapmakers and navigators, facts and values. *Science* 345, 37–38.
- 6 Edenhofer, O., Seyboth, K., Creutzig, F., and Schlömer, S. (2013). On the sustainability of renewable energy sources.
7 *Annual Review of Environment and Resources* 38, 169–200. doi:10.1146/annurev-environ-051012-145344.
- 8 Ehara, M., Hyakumura, K., Nomura, H., Matsuura, T., Sokh, H., and Leng, C. (2016). Identifying characteristics of
9 households affected by deforestation in their fuelwood and non-timber forest product collections: case study in
10 Kampong Thom Province, Cambodia. *Land Use Policy* 52, 92–102. doi:10.1016/j.landusepol.2015.12.006.
- 11 Ehresman, T. G., and Okereke, C. (2015). Environmental justice and conceptions of the green economy. *International*
12 *Environmental Agreements: Politics, Law and Economics* 15, 13–27. doi:10.1007/s10784-014-9265-2.
- 13 Ekwurzel, B., Boneham, J., Dalton, M. W., Heede, R., Mera, R. J., Allen, M. R., et al. (2017). The rise in global
14 atmospheric CO₂, surface temperature, and sea level from emissions traced to major carbon producers. *Climatic*
15 *Change*, 1–12. doi:10.1007/s10584-017-1978-0.
- 16 Ellis, K., Cambray, A., and Lemma, A. (2013). Drivers and challenges for climate compatible development.
17 Elmqvist, T., Fragkias, M., Goodness, J., Guneralp, B., Marcotullio, P. J., McDonald, R. I., et al. eds. (2013).
18 *Urbanization, biodiversity and ecosystem services: Challenges and opportunities*. Berlin: Springer.
- 19 Elum, Z. A., Modise, D. M., and Nhamo, G. (2017). Climate change mitigation: the potential of agriculture as a
20 renewable energy source in Nigeria. *Environmental Science and Pollution Research* 24, 3260–3273.
21 doi:10.1007/s11356-016-8187-7.
- 22 Emodi, N. V., and Boo, K.-J. (2015). Sustainable energy development in Nigeria: current status and policy options.
23 *Renewable and Sustainable Energy Reviews* 51, 356–381. doi:10.1016/j.rser.2015.06.016.
- 24 Enqvist, J., Tengö, M., and Boonstra, W. J. (2016). Against the current: rewiring rigidity trap dynamics in urban water
25 governance through civic engagement. *Sustainability Science* 11, 919–933. doi:10.1007/s11625-016-0377-1.
- 26 Ensor, J. (2016). Adaptation and resilience in Vanuatu: Interpreting community perceptions of vulnerability, knowledge
27 and power for community-based adaptation programming. Carlton, Australia.
- 28 Ensor, J. Resilience realities: resilience and development practice in Vanuatu.
- 29 Ensor, J., Boyd, E., Juhola, S., and Broto, V. C. (2014). “Building Adaptive Capacity in the Informal Settlements of
30 Maputo: Lessons for Development from a Resilience Perspective,” in *Climate Change Adaptation and*
31 *Development: Transforming Paradigms and Practices*, eds. T. H. Inderberg, S. Eriksen, K. O'Brien, and L. Sygna
32 (Abingdon, UK and New York, USA: Routledge), 19–38.
- 33 Ensor, J., and Harvey, B. (2015). Social learning and climate change adaptation: evidence for international development
34 practice. *Wiley Interdisciplinary Reviews: Climate Change* 6, 509–522. doi:10.1002/wcc.348.
- 35 Entzinger, H., and Scholten, P. (2016). Adapting to Climate Change through Migration. A case study of the Vietnamese
36 Mekong River Delta.
- 37 Epule, T. E., Ford, J. D., Lwasa, S., and Lepage, L. (2017). Climate change adaptation in the Sahel. *Environmental*
38 *Science & Policy* 75, 121–137. doi:10.1016/j.envsci.2017.05.018.
- 39 Eriksen, S. H., and O'Brien, K. (2007). Vulnerability, poverty and the need for sustainable adaptation measures.
40 *Climate Policy* 7, 337–352. doi:10.1080/14693062.2007.9685660.
- 41 Eriksson, H., Albert, J., Albert, S., Warren, R., Pakoa, K., and Andrew, N. (2017). The role of fish and fisheries in
42 recovering from natural hazards: lessons learned from Vanuatu. *Environmental Science & Policy* 76, 50–58.
43 doi:10.1016/j.envsci.2017.06.012.
- 44 Estrella, M., Renaud, F. G., Sudmeier-Rieux, K., and Nehren, U. (2016). “Defining New Pathways for Ecosystem-
45 Based Disaster Risk Reduction and Adaptation in the Post-2015 Sustainable Development Agenda,” in
46 *Ecosystem-Based Disaster Risk Reduction and Adaptation in Practice*, eds. F. G. Renaud, K. Sudmeier-Rieux, M.
47 Estrella, and U. Nehren (Springer International Publishing Switzerland), 553–591. doi:10.1007/978-3-319-43633-
48 3.
- 49 Evans, B., and Reid, J. (2014). *Resilient life: the art of living dangerously*. John Wiley and Sons.
- 50 Evans, G., and Phelan, L. (2016). Transition to a post-carbon society: linking environmental justice and just transition
51 discourses. *Energy Policy* 99, 329–339. doi:10.1016/j.enpol.2016.05.003.
- 52 Evans, J. P., Smith, R. B., and Oglesby, R. J. (2004). Middle East climate simulation and dominant precipitation
53 processes. *International Journal of Climatology* 24, 1671–1694. doi:10.1002/joc.1084.
- 54 Fairhead, J., Leach, M., and Scoones, I. (2012). Green grabbing: a new appropriation of nature? *Journal of Peasant*
55 *Studies* 39, 237–261. doi:10.1080/03066150.2012.671770.
- 56 Fajardy, M., and Mac Dowell, N. (2017). Can BECCS deliver sustainable and resource efficient negative emissions?
57 *Energy & Environmental Science* 10, 1389–1426. doi:10.1039/C7EE00465F.
- 58 Fan, Y., Qiao, Q., Fang, L., and Yao, Y. (2017). Energy analysis on industrial symbiosis of an industrial park: a case
59 study of Hefei economic and technological development area. *Journal of Cleaner Production* 141, 791–798.
60 doi:10.1016/j.jclepro.2016.09.159.

- 1 Fankhauser, S., and McDermott, T. K. J. (2014). Understanding the adaptation deficit: Why are poor countries more
2 vulnerable to climate events than rich countries? *Global Environmental Change* 27, 9–18.
3 doi:10.1016/j.gloenvcha.2014.04.014.
- 4 Farrell, C. (2012). A Just Transition: Lessons Learned from the Environmental Justice Movement. *Duke Forum for Law
5 and Social Change* 4, 45–63. doi:10.1525/sp.2007.54.1.23.
- 6 Fatima, R., Wadud, A. J., and Coelho, S. (2014). Human rights, climate change, environmental degradation: a new
7 paradigm. *IOM, MPI, Issue in Brief*.
- 8 Fay, M., Hallegatte, S., Vogt-Schilb, A., Rozenberg, J., Narloch, U., and Kerr, T. (2015). Decarbonizing Development:
9 Three Steps to a Zero-Carbon Future. Washington, DC, USA: World Bank.
- 10 Fazey, I., Moug, P., Allen, S., Beckmann, K., Blackwood, D., Bonaventura, M., et al. (2017). Transformation in a
11 changing climate: a research agenda. *Climate and Development*, 1–21. doi:10.1080/17565529.2017.1301864.
- 12 Fazey, I., Wise, R. M., Lyon, C., Câmpeanu, C., Moug, P., and Davies, T. E. (2016). Past and future adaptation
13 pathways. *Climate and Development* 8, 26–44. doi:10.1080/17565529.2014.989192.
- 14 Feola, G., and Nunes, R. (2014). Success and failure of grassroots innovations for addressing climate change: the case
15 of the Transition Movement. *Global Environmental Change* 24, 232–250.
- 16 Ferguson, P. (2015). The green economy agenda: business as usual or transformational discourse? *Environmental
17 Politics* 24, 17–37. doi:10.1080/09644016.2014.919748.
- 18 Fernandes-Jesus, M., Carvalho, A., Fernandes, L., and Bento, S. (2017). Community engagement in the Transition
19 movement: views and practices in Portuguese initiatives. *Local Environment* 22, 1546–1562.
20 doi:10.1080/13549839.2017.1379477.
- 21 Few, R., Martin, A., and Gross-Camp, N. (2017). Trade-offs in linking adaptation and mitigation in the forests of the
22 Congo Basin. *Regional Environmental Change* 17, 851–863. doi:10.1007/s10113-016-1080-6.
- 23 Ficklin, L., Stringer, L. C., Dougill, A. J., and Sallu, S. M. (2017). Climate compatible development reconsidered:
24 calling for a critical perspective. *Climate and Development*. doi:10.1080/17565529.2017.1372260.
- 25 Field, C. B., Barros, V. R., Mach, K. J., Mastrandrea, M. D., Aalst, M. van, Adger, W. N., et al. (2014). “Technical
26 Summary,” in *Climate Change 2014: Impacts, Adaptation, and Vulnerability. Part A: Global and Sectoral
27 Aspects. Contribution of Working Group II to the Fifth Assessment Report of the Intergovernmental Panel on
28 Climate Change*, eds. C. B. Field, V. R. Barros, D. J. Dokken, K. J. Mach, M. D. Mastrandrea, T. E. Bilir, et al.
29 (Cambridge, UK and New York, NY, USA: Cambridge University Press), 35–94.
- 30 Fincher, R., Barnett, J., Graham, S., and Hurlimann, A. (2014). Time stories: making sense of futures in anticipation of
31 sea-level rise. *Geoforum* 56, 201–210. doi:10.1016/j.geoforum.2014.07.010.
- 32 Fishedick, M., Roy, J., Abdel-Aziz, A., Acquaye, A., Allwood, J. M., Ceron, J.-P., et al. (2014). *Industry*, eds. C. B.
33 Field, V. R. Barros, D. J. Dokken, K. J. Mach, M. D. Mastrandrea, T. E. Bilir, et al. Cambridge, United Kingdom
34 and New York, NY, USA.: Cambridge University Press.
- 35 Fisher, S. (2013a). Low-carbon resilient development in the least developed countries : Emerging issues and areas of
36 research. London.
- 37 Fisher, S. (2013b). Low-carbon resilient development in the least developed countries: emerging issues and areas of
38 research. London.
- 39 Fisher, S. (2015). The emerging geographies of climate justice. *The Geographical Journal* 181, 73–82.
40 doi:10.1111/geoj.12078.
- 41 Fisher, S., and Karani, I. (2015). Strengthening frameworks to monitor and evaluate climate adaptation in Uganda.
- 42 Fletcher, C., Rambaldi, A., and Lipkin, F. (2016). Economic, equitable, and affordable adaptations to protect coastal
43 settlements against storm surge inundation. *Regional Environmental*.
- 44 Fleurbaey, M., Kartha, S., Bolwig, S., Chee, Y. L., Chen, Y., Corbera, E., et al. (2014). “Sustainable development and
45 equity,” in *Climate Change 2014: Mitigation of Climate Change. Contribution of Working Group III to the Fifth
46 Assessment Report of the Intergovernmental Panel on Climate Change*, eds. O. Edenhofer, R. Pichs-Madruga, Y.
47 Sokona, E. Farahani, S. Kadner, K. Seyboth, et al. (Cambridge, UK and New York, NY, USA.: Cambridge
48 University Press), 283–350.
- 49 Fook, T. C. T. (2017). Transformational processes for community-focused adaptation and social change: a synthesis.
50 *Climate and Development* 5529, 1–17. doi:10.1080/17565529.2015.1086294.
- 51 Ford, J. D., Stephenson, E., Cunsolo Willox, A., Edge, V., Farahbakhsh, K., Furgal, C., et al. (2016). Community-based
52 adaptation research in the Canadian Arctic. *Wiley Interdisciplinary Reviews: Climate Change* 7, 175–191.
53 doi:10.1002/wcc.376.
- 54 Forsyth, T. (2013). Community-based adaptation: a review of past and future challenges. *Wiley Interdisciplinary
55 Reviews: Climate Change* 4, 439–446. doi:10.1002/wcc.231.
- 56 Fourqurean, J. W., Duarte, C. M., Kennedy, H., Marbà, N., Holmer, M., Mateo, M. A., et al. (2012). Seagrass
57 ecosystems as a globally significant carbon stock. *Nature Geoscience* 5, 506–509. doi:10.1038/NGEO1477.
- 58 Francis, R., Weston, P., and Birch, J. (2015). The social, environmental and economics benefits of Farmer Managed
59 Natural Regeneration (FMNR).
- 60 Frank, S., Havlík, P., Soussana, J.-F., Levesque, A., Valin, H., Wollenberg, E., et al. (2017). Reducing greenhouse gas

- 1 emissions in agriculture without compromising food security? *Environmental Research Letters* 12.
2 doi:10.1088/1748-9326/aa8c83.
- 3 Frankenberg, E., Sikoki, B., Sumantri, C., Suriastini, W., and Thomas, D. (2013). Education, vulnerability, and
4 resilience after a natural disaster. *Ecology and Society* 18. doi:10.5751/ES-05377-180216.
- 5 FRDP (2016). Framework for resilient development in the Pacific: an integrated approach to address climate change
6 and disaster risk management (FRDP) 2017-2030.
- 7 Fricko, O., Parkinson, S. C., Johnson, N., Strubegger, M., Van Vliet, T. H. M., and Riahi, K. (2016). Energy sector
8 water use implications of a 2°C degree climate policy. *Environmental Research Letters* 11, 34011.
9 doi:10.1088/1748-9326/11/3/034011.
- 10 Frumhoff, P. C., Heede, R., and Oreskes, N. (2015). The climate responsibilities of industrial carbon producers.
11 *Climatic Change* 132, 157–171. doi:10.1007/s10584-015-1472-5.
- 12 Fuglestedt, J. S., and Kallbekken, S. (2016). Climate responsibility: fair shares? *Nature Climate Change* 6, 19–20.
13 doi:10.1038/nclimate2791.
- 14 Fujimori, S., Hanasaki, N., and Masui, T. (2017). Projections of industrial water withdrawal under shared
15 socioeconomic pathways and climate mitigation scenarios. *Sustainability Science* 12, 275–292.
16 doi:10.1007/s11625-016-0392-2.
- 17 Fujimori, S., Hasegawa, T., Rogelj, J., Xu, X., Havlik, P., Krey, V., et al. (2018). Smart mitigation policies to ensure
18 food security under 1.5°C goal. submitted.
- 19 Fujimori, S., Kubota, I., Dai, H., Takahashi, K., Hasegawa, T., Liu, J. Y., et al. (2016a). Will international emissions
20 trading help achieve the objectives of the Paris Agreement? *Environmental Research Letters* 11.
21 doi:10.1088/1748-9326/11/10/104001.
- 22 Fujimori, S., Masui, T., and Matsuoka, Y. (2015). Gains from emission trading under multiple stabilization targets and
23 technological constraints. *Energy Economics* 48, 306–315. doi:10.1016/j.eneco.2014.12.011.
- 24 Fujimori, S., Su, X., Liu, J.-Y., Hasegawa, T., Takahashi, K., Masui, T., et al. (2016b). “Implication of Paris Agreement
25 in the context of long-term climate mitigation goals,” in *Post-2020 Climate Action*, eds. S. Fujimori, M. Kainuma,
26 and T. Masui (Springer), 11–29. doi:10.1186/s40064-016-3235-9.
- 27 Fukuda-Parr, S., Yamin, A. E., and Greenstein, J. (2014). The power of numbers: a critical review of Millennium
28 Development Goal targets for human development and human rights. *Journal of Human Development and*
29 *Capabilities* 15, 105–117. doi:10.1080/19452829.2013.864622.
- 30 Fuller, R., and Lain, J. (2017). Building resilience: a meta-analysis of Oxfam’s resilience Effectiveness Reviews.
31 Fund for Peace (2017). Fragile states index 2017. Washington, DC, USA.
- 32 Fünfgeld, H. (2015). Facilitating local climate change adaptation through transnational municipal networks. *Current*
33 *Opinion in Environmental Sustainability* 12, 67–73. doi:10.1016/j.cosust.2014.10.011.
- 34 Fuss, S., Canadell, J. G., Peters, G. P., Tavoni, M., Andrew, R. M., Ciais, P., et al. (2014). Betting on negative
35 emissions. *Nature Clim. Change* 4, 850–853. doi:10.1038/nclimate2392.
- 36 Fuss, S., Lamb, W. F., Callaghan, M. W., Hilaire, J., Creutzig, F., Amann, T., et al. Negative emissions - part 2: costs,
37 potentials and side effects. *Environmental Research Reviews* submitted.
- 38 Fytili, D., and Zabaniotou, A. (2017). Social acceptance of bioenergy in the context of climate change and sustainability
39 – A review. *Current Opinion in Green and Sustainable Chemistry* 8, 5–9. doi:10.1016/j.cogsc.2017.07.006.
- 40 Galgóczi, B. (2014). The Long and Winding Road from Black to Green: Decades of Structural Change in the Ruhr
41 Region. *International Journal of Labour Research* 6, 217–240.
- 42 Gambhir, A., Drouet, L., McCollum, D., Napp, T., Bernie, D., Hawkes, A., et al. (2017). Assessing the feasibility of
43 global long-term mitigation scenarios. *Energies* 10, 89. doi:10.3390/en10010089.
- 44 Gardiner, S. M. (2013). Why geoengineering is not a “global public good”, and why it is ethically misleading to frame
45 it as one. *Climatic Change* 121, 513–525. doi:10.1007/s10584-013-0764-x.
- 46 Garg, A., Mohan, P., Shukla, S., Kankal, B., and Vishwanathan, S. S. (2017). High impact opportunities for energy
47 efficiency in India. Copenhagen.
- 48 Garnett, T. (2011). Where are the best opportunities for reducing greenhouse gas emissions in the food system
49 (including the food chain)? *Food Policy* 36, S23–S32. doi:10.1016/j.foodpol.2010.10.010.
- 50 Garschagen, M., and Romero-Lankao, P. (2015). Exploring the relationships between urbanization trends and climate
51 change vulnerability. *Climatic Change* 133, 37–52. doi:10.1007/s10584-013-0812-6.
- 52 Gattuso, J. P., Magnan, A., Bille, R., Cheung, W. W. L., Howes, E. L., Joos, F., et al. (2015). Contrasting futures for
53 ocean and society from different anthropogenic CO₂ emissions scenarios. *Science* 349, aac4722.
54 doi:10.1126/science.aac4722.
- 55 GEA (2012). *Global Energy Assessment - Toward a Sustainable Future.*, eds. T. B. Johansson, N. Nakicenovic, A.
56 Patwardhan, and L. Gomez-Echeverri International Institute for Applied Systems Analysis, Vienna, Austria and
57 Cambridge University Press, Cambridge, UK and New York, NY, USA.
- 58 Gebrehaweria, G., Dereje Assefa, A., Girmay, G., Giordano, M., and Simon, L. (2016). An assessment of integrated
59 watershed management in Ethiopia. Colombo, Sri Lanka doi:10.5337/2016.214.
- 60 Gebremedhin, B., and Swinton, S. M. (2003). Land tenure security and public programs. *Agricultural Economics* 29,

- 1 69–84. doi:10.1016/S0169-5.
- 2 Geels, F. W., Kern, F., Fuchs, G., Hinderer, N., Kungl, G., Mylan, J., et al. (2016). The enactment of socio-technical
3 transition pathways: a reformulated typology and a comparative multi-level analysis of the German and UK low-
4 carbon electricity transitions (1990–2014). *Research Policy* 45, 896–913. doi:10.1016/j.respol.2016.01.015.
- 5 Geels, F. W., McMeekin, A., Mylan, J., and Southerton, D. (2015). A critical appraisal of Sustainable Consumption and
6 Production research: The reformist, revolutionary and reconfiguration positions. *Global Environmental Change*
7 34, 1–12. doi:10.1016/j.gloenvcha.2015.04.013.
- 8 Georgeson, L., Maslin, M., and Poessinouw, M. (2017a). Global disparity in the supply of commercial weather and
9 climate information services. *Science Advances* 3, e1602632.
- 10 Georgeson, L., Maslin, M., and Poessinouw, M. (2017b). The global green economy: a review of concepts, definitions,
11 measurement methodologies and their interactions. *Geo: Geography and Environment* 4, e00036.
12 doi:10.1002/geo2.36.
- 13 Gerbens-Leenes, P. W., van Lienden, A. R., Hoekstra, A. Y., and van der Meer, T. H. (2012). Biofuel scenarios in a
14 water perspective: The global blue and green water footprint of road transport in 2030. *Global Environmental*
15 *Change* 22, 764–775. doi:10.1016/j.gloenvcha.2012.04.001.
- 16 Gerbens-Leenes, W., Hoekstra, A. Y., and van der Meer, T. H. (2009). The water footprint of bioenergy. *Proceedings of*
17 *the National Academy of Sciences* 106, 10219–10223. doi:10.1073/pnas.0812619106.
- 18 Ghosh, D., Sengers, F., Wieczorek, A. J., Ghosh, B., Roy, J., and Raven, R. (2016). “Urban mobility experiments in
19 India and Thailand,” in *The Experimental City*, eds. J. Evans, A. Karvonen, and R. Raven (Abingdon, UK and
20 New York, USA: Routledge), 122–136.
- 21 Gibbs, M. (2016). Why is coastal retreat so hard to implement? Understanding the political risk of coastal adaptation
22 pathways. *Ocean & Coastal Management*.
- 23 Gidden, M. J., Rao, N. D., Parkinson, S. C., and Riahi, K. Spatially explicit urban and rural poverty estimates under
24 different global socioeconomic futures. *Nature Sustainability* submitted.
- 25 Gillard, R., Gouldson, A., Paavola, J., and Van Alstine, J. (2016). Transformational responses to climate change:
26 beyond a systems perspective of social change in mitigation and adaptation. *Wiley Interdisciplinary Reviews:*
27 *Climate Change* 7, 251–265. doi:10.1002/wcc.384.
- 28 Giwa, A., Alabi, A., Yusuf, A., and Olukan, T. (2017). A comprehensive review on biomass and solar energy for
29 sustainable energy generation in Nigeria. *Renewable and Sustainable Energy Reviews* 69, 620–641.
30 doi:10.1016/j.rser.2016.11.160.
- 31 Global Convergence of Land and Water Struggles (2016). *Cooling the Planet: Frontline Communities lead the struggle.*
32 Amsterdam, Netherlands.
- 33 Godfrey-Wood, R., and Naess, L. O. (2016). Adapting to Climate Change: Transforming Development? *IDS Bulletin*
34 47. doi:10.19088/1968-2016.131.
- 35 Gorrdard, R., Colloff, M. J., Wise, R. M., Ware, D., and Dunlop, M. (2016a). Values, rules and knowledge: adaptation
36 as change in the decision context. *Environmental Science and Policy* 57, 60–69.
37 doi:10.1016/j.envsci.2015.12.004.
- 38 Gorrdard, R., Colloff, M. J., Wise, R. M., Ware, D., and Dunlop, M. (2016b). Values, rules and knowledge: Adaptation
39 as change in the decision context. *Environmental Science and Policy* 57, 60–69.
40 doi:10.1016/j.envsci.2015.12.004.
- 41 Gore, C. (2015). “Climate change adaptation and African cities: understanding the impact of government and
42 governance on future action.” in *Rethinking the role of cities in the global climate regime*, eds. C. Johnson, N.
43 Toly, and H. Schroeder (New York and London: Routledge), 205–226.
- 44 Gov of Vanuatu (2015). *Vanuatu climate change and disaster risk reduction policy 2016-2030.* Suva, Fiji.
- 45 Governance of Climate Change Finance Team (UNDP Bangkok Regional Hub) and Adelante (2015). *Budgeting for*
46 *climate change: how governments have used national budgets to articulate a response to climate change.*
- 47 Government of Kenya (2012). *Kenya’s climate change action plan: low carbon climate resilient development pathway.*
- 48 Government of Kiribati (2012). *Kiribati development plan 2012-2015.*
- 49 Government of Kiribati (2016). *Kiribati development plan 2016-19.*
- 50 Granderson, A. A. (2017). Value conflicts and the politics of risk: challenges in assessing climate change impacts and
51 risk priorities in rural Vanuatu. *Climate and Development*, 1–14. doi:10.1080/17565529.2017.1318743.
- 52 Granoff, I., Eis, J., MacFarland, W., Hoy, C., Watson, C., Battista, G. de, et al. (2015). *Zero poverty, zero emissions:*
53 *Eradicating extreme poverty in the climate crisis.* London, UK.
- 54 Grantham, R. W., and Rudd, M. A. (2017). Household susceptibility to hydrological change in the Lower Mekong
55 Basin. *Natural Resources Forum* 41, 3–17. doi:10.1111/1477-8947.12113.
- 56 Grasseni, C., Forno, F., and Signori, S. (2013). Beyond alternative food networks: an agenda for comparative analysis
57 of Italy’s Solidarity Purchase Groups (GAS) and Districts of Solidarity Economy (DES) vis-à-vis US Community
58 Economies. in *Potential and Limits of Social and Solidarity Economy, 6-8 May 2013, Geneva, Switzerland*
59 (Geneva, Switzerland: United Nations Research Institute for Social Development (UNRISD)), 21.
- 60 Gray, E., Henninger, N., Reij, C., Winterbottom, R., and Agostini, P. (2016). *Integrated landscape approaches for*

- 1 Africa's drylands. Washington DC, USA doi:10.1596/978-1-4648-0826-5.
- 2 Griffiths, S. (2017). Renewable energy policy trends and recommendations for GCC countries. *Energy Transitions* 1, 3.
3 doi:10.1007/s41825-017-0003-6.
- 4 Griggs, D., Stafford-Smith, M., Gaffney, O., Rockström, J., Ohman, M. C., Shyamsundar, P., et al. (2013). Policy:
5 sustainable development goals for people and planet. *Nature* 495, 305–7. doi:10.1038/495305a.
- 6 Grill, G., Lehner, B., Lumsdon, A. E., MacDonald, G. K., Zarfl, C., and Liermann, C. R. (2015). An index-based
7 framework for assessing patterns and trends in river fragmentation and flow regulation by global dams at multiple
8 scales. *Environmental Research Letters* 10, 15001.
- 9 Grimm, N. B., Faeth, S. H., Golubiewski, N. E., Redman, C. L., Wu, J., Bai, X., et al. (2008). Global Change and the
10 Ecology of Cities. *Science* 319, 756–760. doi:10.1126/science.1150195.
- 11 Griscom, B. W., Adams, J., Ellis, P. W., Houghton, R. A., Lomax, G., Miteva, D. A., et al. (2017). Natural climate
12 solutions. *Proceedings of the National Academy of Sciences* 114, 11645–11650. doi:10.1073/pnas.1710465114.
- 13 Grist, N., Harvey, B., Lebidi, Z., SUR1M, BRICS, and PRESENCES (2017). Framing innovations for climate
14 resilience for farmers in Sahel. *Resilience Intel* 9.
- 15 Grossmann, M., and Creamer, E. (2017). Assessing diversity and inclusivity within the Transition Movement: an urban
16 case study. *Environmental Politics* 26, 161–182. doi:10.1080/09644016.2016.1232522.
- 17 Grottera, C., Pereira, A., and Lèbre La Rovere, E. (2015). Impacts of carbon pricing on income inequality in Brazil.
18 *Climate and Development* 9, 80–93. doi:10.1080/17565529.2015.1067183.
- 19 Grubert, E. A., Stillwell, A. S., and Webber, M. E. (2014). Where does solar-aided seawater desalination make sense? A
20 method for identifying sustainable sites. *Desalination* 339, 10–17.
- 21 Grubler, A., Bai, X., Buettner, T., Dhakal, S., Fisk, D., Ichinose, T., et al. (2012a). “Urban energy systems,” in *Global*
22 *Energy Assessment - Toward a Sustainable Future* (Cambridge, MA, USA and New York, NY, USA: Cambridge
23 University Press), 1307–1400.
- 24 Grubler, A., Bai, X., Buettner, T., Dhakal, S., Fisk, D. J., Ichinose, T., et al. (2012b). “Chapter 18: Urban energy
25 systems,” in *Global Energy Assessment - Toward a Sustainable Future* (Cambridge University Press, Cambridge,
26 UK and New York, NY, USA and the International Institute for Applied Systems Analysis), 1307–1400.
- 27 Grubler, A., Wilson, C., Bento, N., Boza-Kiss, B., Krey, V., McCollum, D. 3, et al. A global scenario of low energy
28 demand for sustainable development below 1.5°C without negative emission technologies. submitted.
- 29 Gupta, J., and Arts, K. (2017a). Achieving the 1.5 °C objective: just implementation through a right to (sustainable)
30 development approach. *International Environmental Agreements: Politics, Law and Economics*.
31 doi:10.1007/s10784-017-9376-7.
- 32 Gupta, J., and Arts, K. (2017b). Achieving the 1.5 °C objective: just implementation through a right to (sustainable)
33 development approach. *International Environmental Agreements: Politics, Law and Economics*.
34 doi:10.1007/s10784-017-9376-7.
- 35 Gupta, J., and Pouw, N. (2017). Towards a trans-disciplinary conceptualization of inclusive development. *Current*
36 *Opinion in Environmental Sustainability* 24, 96–103. doi:10.1016/j.cosust.2017.03.004.
- 37 Gustafson, S., Joehl Cadena, A., and Hartman, P. (2016). Adaptation planning in the Lower Mekong Basin: merging
38 scientific data with local perspective to improve community resilience to climate change. *Climate and*
39 *Development*, 1–15. doi:10.1080/17565529.2016.1223593.
- 40 Gustafson, S., Joehl Cadena, A., Ngo, C. C., Kawash, A., Saenghkaew, I., and Hartman, P. (2017). Merging science
41 into community adaptation planning processes: a cross-site comparison of four distinct areas of the Lower
42 Mekong Basin. *Climatic Change*, 1–16. doi:10.1007/s10584-016-1887-7.
- 43 Gwimbi, P. (2017). Mainstreaming national adaptation programmes of action into national development plans in
44 Lesotho: lessons and needs. *International Journal of Climate Change Strategies and Management* 9, 299–315.
45 doi:10.1108/IJCCSM-11-2015-0164.
- 46 Haasnoot, M., Kwakkel, J. H., Walker, W. E., and ter Maat, J. (2013). Dynamic adaptive policy pathways: A method
47 for crafting robust decisions for a deeply uncertain world. *Global Environmental Change* 23, 485–498.
48 doi:10.1016/j.gloenvcha.2012.12.006.
- 49 Haberi, H. (2015). “The growing role of biomass for future resource supply: prospects and pitfalls,” in *Sustainability*
50 *assessment of renewables-based products: methods and case studies*, eds. J. Dewulf, S. De Meester, and R. A. F.
51 Alvarenga (Chichester, West Sussex, UK: John Wiley & Sons Ltd). doi:0.1002/9781118933916.ch1.
- 52 Haglund, E., Ndjeunga, J., Snook, L., and Pasternak, D. (2011). Dry land tree management for improved household
53 livelihoods: farmer managed natural regeneration in Niger. *Journal of Environmental Management* 92, 1696–
54 1705. doi:10.1016/j.jenvman.2011.01.027.
- 55 Hahn, T., McDermott, C., Ituarte-Lima, C., Schultz, M., Green, T., and Tuvendal, M. (2015). Purposes and degrees of
56 commodification: economic instruments for biodiversity and ecosystem services need not rely on markets or
57 monetary valuation. *Ecosystem Services* 16, 74–82. doi:10.1016/j.ecoser.2015.10.012.
- 58 Haider, L. J., Boonstra, W. J., Peterson, G. D., and Schlüter, M. (2017). Traps and sustainable development in rural
59 areas: a review. *World Development* xx. doi:10.1016/j.worlddev.2017.05.038.
- 60 Hailesslassie, A., Hagos, F., Mapedza, E., Claudia, S., Awulachew, S. B., Gebreselassie, S., et al. (2008). Institutional

- 1 settings and livelihood strategies in the Blue Nile Basin: implications for upstream/downstream linkages.
2 Colombo, Sri Lanka.
- 3 Haines, A., Smith, K. R., Anderson, D., Epstein, P. R., McMichael, A. J., Roberts, I., et al. (2007). Policies for
4 accelerating access to clean energy, improving health, advancing development, and mitigating climate change.
5 *The Lancet* 370, 1264–1281. doi:10.1016/S0140-6736(07)61257-4.
- 6 Hajer, M., Nilsson, M., Raworth, K., Bakker, P., Berkhout, F., de Boer, Y., et al. (2015). Beyond cockpit-ism: Four
7 insights to enhance the transformative potential of the sustainable development goals. *Sustainability* 7.
8 doi:10.3390/su7021651.
- 9 Hale, T. (2016). “All hands on deck”: the Paris Agreements and nonstate climate action. *Global Environmental Politics*
10 16. doi:10.1162/GLEP_a_00362.
- 11 Hallegatte, S., Bangalore, M., Bonzanigo, L., Fay, M., Kane, T., Narloch, U., et al. (2016a). *Shock Waves: Managing*
12 *the Impacts of Climate Change on Poverty*. Washington, DC, USA: The World Bank doi:10.1596/978-1-4648-
13 0673-5.
- 14 Hallegatte, S., Bangalore, M., Bonzanigo, L., Fay, M., Kane, T., Narloch, U., et al. (2016b). *Shock Waves: Managing*
15 *the Impacts of Climate Change on Poverty*. Washington, DC, USA: The World Bank.
- 16 Hallegatte, S., Bangalore, M., Bonzanigo, L., Fay, M., Kane, T., Narloch, U., et al. (2016c). *Shock Waves: Managing*
17 *the Impacts of Climate Change on Poverty*. Washington, DC, USA: The World Bank doi:10.1596/978-1-4648-
18 0673-5.
- 19 Hallegatte, S., Bangalore, M., Bonzanigo, L., Fay, M., Narloch, U., and Rozenberg, J. (2014). *Climate change and*
20 *poverty: an analytical framework*. World Bank Group: Washington, D. C doi:10.1596/1813-9450-7126.
- 21 Hallegatte, S., and Rozenberg, J. (2017). Climate change through a poverty lens. *Nature Climate Change* 7, 250–256.
22 doi:10.1038/nclimate3253.
- 23 Hallegatte, S., Vogt-Schilb, A., Bangalore, M., and Rozenberg, J. (2017). Unbreakable: Building the Resilience of the
24 Poor in the Face of Natural Disasters. Washington, DC, USA.
- 25 Halonen, M., Illman, J., Klimscheffskij, M., and Sjoblom, H. (2017). *Mobilizing climate finance flows: Nordic*
26 *approaches and opportunities*. Nordic Council of Ministers.
- 27 Hanasaki, N., Fujimori, S., Yamamoto, T., Yoshikawa, S., Masaki, Y., Hijioka, Y., et al. (2013). A global water
28 scarcity assessment under Shared Socio-economic Pathways - Part 2: Water availability and scarcity. *Hydrol.*
29 *Earth Syst. Sci.* 17, 2393–2413. doi:10.5194/hess-17-2393-2013.
- 30 Handmer, J., and Iveson, H. (2017). Cyclone Pam in Vanuatu: Learning from the low death toll. *Australian Institute for*
31 *Disaster Resilience* 22.
- 32 Hansen, G., Stone, D., Auffhammer, M., Huggel, C., and Cramer, W. (2016). Linking local impacts to changes in
33 climate: a guide to attribution. *Regional Environmental Change* 16, 527–541. doi:10.1007/s10113-015-0760-y.
- 34 Harlan, S. L., Pellow, D. N., and Roberts, J. T. (2017). “Climate Justice and inequality,” in *Climate Change and*
35 *Society: Sociological Perspectives*, eds. R. E. Dunlap and R. J. Brulle (Oxford University Press).
- 36 Harrington, L. J., Frame, D. J., Fischer, E. M., Hawkins, E., Joshi, M., and Jones, C. D. (2016). Poorest countries
37 experience earlier anthropogenic emergence of daily temperature extremes. *Environmental Research Letters* 11,
38 1–8. doi:10.1088/1748-9326/11/5/055007.
- 39 Hasegawa, T., Fujimori, S., Shin, Y., Takahashi, K., Masui, T., and Tanaka, A. (2014). Climate change impact and
40 adaptation assessment on food consumption utilizing a new scenario framework. *Environmental Science and*
41 *Technology* 48, 438–445. doi:10.1021/es4034149.
- 42 Hasegawa, T., Fujimori, S., Shin, Y., Tanaka, A., Takahashi, K., and Masui, T. (2015). Consequence of climate
43 mitigation on the risk of hunger. *Environmental Science & Technology* 49, 7245–7253. doi:10.1021/es5051748.
- 44 Hashemi, S., Bagheri, A., and Marshall, N. (2017). Toward sustainable adaptation to future climate change: insights
45 from vulnerability and resilience approaches analyzing agrarian system of Iran. *Environment, Development and*
46 *Sustainability* 19, 1–25.
- 47 Hatfield-Dodds, S., Schandl, H., Adams, P. D., Baynes, T. M., Brinsmead, T. S., Bryan, B. A., et al. (2015). Australia is
48 “free to choose” economic growth and falling environmental pressures. *Nature* 527, 49–53.
49 doi:10.1038/nature16065.
- 50 Haves, E. (2012). Does energy access affect women? Beyond anecdotes: a review of the evidence. London.
- 51 Havlík, P., Valin, H., Gusty, M., Schmid, E., Leclère, D., Forsell, N., et al. (2015). Climate Change Impacts and
52 Mitigation in the Developing World - An Integrated Assessment of the Agriculture and Forestry Sectors.
53 doi:10.13140/RG.2.1.3470.2803.
- 54 Havlík, P., Valin, H., Herrero, M., Obersteiner, M., Schmid, E., Rufino, M. C., et al. (2014). Climate change mitigation
55 through livestock system transitions. *Proceedings of the National Academy of Sciences of the United States of*
56 *America* 111, 3709–14. doi:10.1073/pnas.1308044111.
- 57 Haxeltine, A., and Seyfang, G. (2009). Transitions for the people: theory and practice of “transition” and “resilience” in
58 the UK’s Transition Movement.
- 59 Hayashi, A., Akimoto, F., Sano, F., and Tomoda, T. (2015). Evaluation of global energy crop production potential up to
60 2100 under socioeconomic development and climate change scenarios. *Journal of the Japan Institute of Energy*

- 1 94, 548–554. doi:doi.org/10.3775/jie.94.548.
- 2 Häyhä, T., Lucas, P. L., van Vuuren, D. P., Cornell, S. E., and Hoff, H. (2016). From Planetary Boundaries to national
3 fair shares of the global safe operating space — How can the scales be bridged? *Global Environmental Change*
4 40, 60–72. doi:10.1016/j.gloenvcha.2016.06.008.
- 5 Hayward, B. (2017). *Sea change: climate politics and New Zealand*. Wellington, NZ: Bridget Williams Books.
- 6 Healy, N., and Barry, J. (2017). Politicizing energy justice and energy system transitions: Fossil fuel divestment and a
7 “just transition.” *Energy Policy* 108, 451–459. doi:10.1016/j.enpol.2017.06.014.
- 8 Heard, B. P., Brook, B. W., Wigley, T. M. L., and Bradshaw, C. J. . (2017). Burden of proof: A comprehensive review
9 of the feasibility of 100% renewable-electricity systems. *Renewable and Sustainable Energy Reviews* 76, 1122–
10 1133. doi:10.1016/J.RSER.2017.03.114.
- 11 Heede, R. (2014). Tracing anthropogenic carbon dioxide and methane emissions to fossil fuel and cement producers,
12 1854–2010. *Climatic Change* 122, 229–241. doi:10.1007/s10584-013-0986-y.
- 13 Hejazi, M. I., Edmonds, J., Clarke, L., Kyle, P., Davies, E., Chaturvedi, V., et al. (2013). Integrated assessment of
14 global water scarcity over the 21st century – Part 2: Climate change mitigation policies. *Hydrol. Earth*
15 *Syst. Sci. Discuss.* 2013, 3383–3425. doi:10.5194/hessd-10-3383-2013.
- 16 Hejazi, M. I., Voisin, N., Liu, L., Bramer, L. M., Fortin, D. C., Hathaway, J. E., et al. (2015). 21st century United States
17 emissions mitigation could increase water stress more than the climate change it is mitigating. *Proceedings of the*
18 *National Academy of Sciences of the United States of America* 112. doi:10.1073/pnas.1421675112.
- 19 Helliwell, J. F., Layard, R., and Sachs, J. (2013). World Happiness Report 2013: Trends, Explanations, and
20 Distribution. New York doi:10.1093/acprof:oso/978099732739.001.0001.
- 21 Heltberg, R., Gitay, H., and Prabhu, R. G. (2012). Community-based adaptation: lessons from a grant competition.
22 *Climate Policy* 12, 143–163. doi:10.1080/14693062.2011.582344.
- 23 Hemstock, S. (2017). “A case for formal education in technical vocational education and training for climate change
24 adapation and disaster risk reduction in the Pacific Islands region,” in *Climate Change Adaption in Pacific*
25 *Countries : fostering Resilience and Improving the quality of life*, ed. W. Filho (Cham, Switzerland: Springer
26 Nature), 309–324.
- 27 Herold, N., Alexander, L., Green, D., and Donat, M. (2017). Greater increases in temperature extremes in low versus
28 high income countries. *Environmental Research Letters* 12, 34007. doi:10.1088/1748-9326/aa5c43.
- 29 Herrero, M., Henderson, B., Havlík, P., Thornton, P. K., Conant, R. T., Smith, P., et al. (2016). Greenhouse gas
30 mitigation potentials in the livestock sector. *Nature Climate Change* 6, 452–461. doi:10.1038/nclimate2925.
- 31 Hess, J. J., Mcdowell, J. Z., and Luber, G. (2012). Integrating climate change adaptation into public health practice:
32 using adaptive management to increase adaptive capacity and build resilience. *Environmental Health Perspectives*
33 120, 171–179.
- 34 Heyward, C., and Roser, D. (2016). *Climate justice in a non-ideal world*. Oxford UK: Oxford University Press.
- 35 Hiç, C., Pradhan, P., Rybski, D., and Kropp, J. P. (2016). Food Surplus and Its Climate Burdens. *Environmental*
36 *Science and Technology* 50, 4269–4277. doi:10.1021/acs.est.5b05088.
- 37 High-Level Commission on Carbon Prices (2017). Report of the high-level commission on carbon prices. Washington
38 DC.
- 39 Hildingsson, R., and Johansson, B. (2015). Governing low-carbon energy transitions in sustainable ways: potential
40 synergies and conflicts between climate and environmental policy objectives. *Energy Policy* 88, 245–252.
41 doi:10.1016/j.enpol.2015.10.029.
- 42 Hiremath, R., Kumar, B., Bansode, S. S., Nulkar, G., Patil, S. S., and Murali, J. (2016). Industrial Wastewater
43 Management in the Context of Climate Change Adaptation in Selected Cities of India: A Business Approach.
44 *Reconsidering the Impact of Climate Change on Global Water Supply, Use, and Management*, 294.
- 45 Hirth, L., and Ueckerdt, F. (2013). Redistribution effects of energy and climate policy: The electricity market. *Energy*
46 *Policy* 62, 934–947. doi:10.1016/j.enpol.2013.07.055.
- 47 Hoegh-Guldberg, O., Cai, R., Poloczanska, E. S., Brewer, P. G., Sundby, S., Hilmi, K., et al. (2014). “The Ocean,” in
48 *Climate Change 2014: Impacts, Adaptation, and Vulnerability. Part B: Regional Aspects. Contribution of*
49 *Working Group II to the Fifth Assessment Report of the Intergovernmental Panel of Climate Change*, eds. V. R.
50 Barros, C. B. Field, D. J. Dokken, M. D. Mastrandrea, K. J. Mach, T. E. Bilir, et al. (Cambridge, UK and New
51 York, NY, USA: Cambridge University Press), 1655–1731.
- 52 Hof, A. F., den Elzen, M. G. J., Admiraal, A., Roelfsema, M., Gernaat, D. E. H. J., and van Vuuren, D. P. (2017).
53 Global and regional abatement costs of Nationally Determined Contributions (NDCs) and of enhanced action to
54 levels well below 2C and 1.5C. *Environmental Science and Policy* 71, 30–40. doi:10.1016/j.envsci.2017.02.008.
- 55 Holden, E., Linnerud, K., and Banister, D. (2016). The Imperatives of Sustainable Development. *Sustainable*
56 *Development* 25, 213–226. doi:10.1002/sd.1647.
- 57 Holland, B. (2017). Procedural justice in local climate adaptation: political capabilities and transformational change.
58 *Environmental Politics* 26, 391–412. doi:10.1080/09644016.2017.1287625.
- 59 Holz, C., Kartha, S., and Athanasiou, T. (2017). Fairly sharing 1.5: national fair shares of a 1.5 °C-compliant global
60 mitigation effort. *International Environmental Agreements: Politics, Law and Economics*. doi:10.1007/s10784-

- 1 017-9371-z.
- 2 Horton, R. (2014). Why the sustainable development goals will fail. *The Lancet* 383, 2196. doi:10.1016/S0140-
- 3 6736(14)61046-1.
- 4 Howarth, C., and Monasterolo, I. (2017). Opportunities for knowledge co-production across the energy-food-water
- 5 nexus: making interdisciplinary approaches work for better climate decision making. *Environmental Science and*
- 6 *Policy* 75, 103–110. doi:10.1016/j.envsci.2017.05.019.
- 7 Huang, S. L., Yeh, C. T., and Chang, L. F. (2010). The transition to an urbanizing world and the demand for natural
- 8 resources. *Current Opinion in Environmental Sustainability* 2, 136–143. doi:10.1016/j.cosust.2010.06.004.
- 9 Huang, W., Wilkes, A., Sun, X., and Terheggen, A. (2013). Who is importing forest products from Africa to China? An
- 10 analysis of implications for initiatives to enhance legality and sustainability. *Environment, Development and*
- 11 *Sustainability* 15, 339–354. doi:10.1007/s10668-012-9413-1.
- 12 Hughes, S., Chu, E. K., and Mason, S. G. (2018). *Climate Change in Cities: Innovations in Multi-Level Governance*.
- 13 Cham: Springer.
- 14 Hult, A., and Larsson, J. (2016). Possibilities and problems with applying a consumption perspective in local climate
- 15 strategies - the case of Gothenburg, Sweden. *Journal of Cleaner Production* 134, 434–442.
- 16 doi:10.1016/j.jclepro.2015.10.033.
- 17 Hunsberger, C., Bolwig, S., Corbera, E., and Creutzig, F. (2014). Livelihood impacts of biofuel crop production:
- 18 implications for governance. *Geoforum* 54, 248–260. doi:10.1016/j.geoforum.2013.09.022.
- 19 Huq, N., Bruns, A., Ribbe, L., and Huq, S. (2017). Mainstreaming ecosystem services based climate change adaptation
- 20 (EbA) in bangladesh: status, challenges and opportunities. *Sustainability* 9, 926. doi:10.3390/su9060926.
- 21 Huxham, M., Emerton, L., Kairo, J., Munyi, F., Abdirizak, H., Muriuki, T., et al. (2015). Applying Climate Compatible
- 22 Development and economic valuation to coastal management: a case study of Kenya’s mangrove forests. *Journal*
- 23 *of Environmental Management* 157, 168–181. doi:10.1016/j.jenvman.2015.04.018.
- 24 Hwang, J., Joh, K., and Woo, A. (2017). Social inequalities in child pedestrian traffic injuries: Differences in
- 25 neighborhood built environments near schools in Austin, TX, USA. *Journal of Transport and Health* 6, 40–49.
- 26 doi:10.1016/j.jth.2017.05.003.
- 27 Ickowitz, A., Sills, E., and de Sassi, C. (2017). Estimating smallholder opportunity costs of REDD+: a pantropical
- 28 analysis from households to carbon and back. *World Development* 95, 15–26.
- 29 doi:https://doi.org/10.1016/j.worlddev.2017.02.022.
- 30 ICSU (2017). A Guide to SDG interactions: From Science to Implementation. doi:10.24948/2017.01.
- 31 IEA (2016). World Energy Outlook Special Report: Energy and Air Pollution. Paris, France.
- 32 IFAD (2016). Republic of Uganda: Project for the Restoration of Livelihoods in the Northern Region (PRELNOR).
- 33 Rome, Italy.
- 34 Ihalainen, M., Basnett, B. S., Larson, A., Duchelle, A., Thuy, P. T., and Djoudi, H. (2017). What should be included in
- 35 the Green Climate Fund ’ s new Gender Policy and Action Plan? Lessons from CIFOR’s research and analyses.
- 36 doi:10.17528/cifor/006541.
- 37 IMF (2017). The effects of weather shocks on economic activity: how can low-income countries cope? International
- 38 Monetary Fund.
- 39 Immerzeel, W. W., van Beek, L. P. H., and Bierkens, M. F. P. (2010). Climate Change Will Affect the Asian Water
- 40 Towers. *Science* 328, 1382–1385. doi:10.1126/science.1183188.
- 41 Inger, R., Attrill, M. J., Bearhop, S., Broderick, A. C., James Grecian, W., Hodgson, D. J., et al. (2009). Marine
- 42 renewable energy: potential benefits to biodiversity? An urgent call for research. *Journal of Applied Ecology* 46,
- 43 1145–1153. doi:10.1111/j.1365-2664.2009.01697.x.
- 44 Ingram, J. (2011). A food systems approach to researching food security and its interactions with global environmental
- 45 change. *Food Security* 3, 417–431. doi:10.1007/s12571-011-0149-9.
- 46 IPCC (2014a). Climate Change 2014: Synthesis Report. Contribution of Working Groups I, II and III to the Fifth
- 47 Assessment Report of the Intergovernmental Panel on Climate Change. , eds. Core Writing Team., R. K.
- 48 Pachauri, and L. A. Meyer Geneva, Switzerland: IPCC doi:10.1017/CBO9781107415324.
- 49 IPCC (2014b). “Summary for Policymakers,” in *Climate Change 2014: Impacts, Adaptation, and Vulnerability. Part A:*
- 50 *Global and Sectoral Aspects. Contribution of Working Group II to the Fifth Assessment Report of the*
- 51 *Intergovernmental Panel on Climate Change*, eds. C. B. Field, V. R. Barros, D. J. Dokken, K. J. Mach, M. D.
- 52 Mastrandrea, T. E. Bilir, et al. (Cambridge, UK and New York, NY, USA: Cambridge University Press), 1–32.
- 53 IPCC (2014c). “Summary for Policymakers,” in *Climate Change 2014: Mitigation of Climate Change. Contribution of*
- 54 *Working Group III to the Fifth Assessment Report of the Intergovernmental Panel on Climate Change*, eds. O.
- 55 Edenhofer, R. Pichs-Madruga, Y. Sokona, E. Farahani, S. Kadner, K. Seyboth, et al. (Cambridge, UK and New
- 56 York, NY, USA.: Cambridge University Press), 1–30.
- 57 IRENA (2016). Renewable energy market analysis: the GCC region. Abu Dhabi.
- 58 IRP (2016). Food systems and natural resources. A report of the Working Group of the International Resource Panel.
- 59 Isaac, M. E., Erickson, B. H., Quashie-sam, S. J., and Timmer, V. R. (2007). Transfer of knowledge on agroforestry
- 60 management practices the structure of farmer advice networks. *Ecology and Society* 12, 32.

- 1 Ishida, H., Kobayashi, S., Kanae, S., Hasegawa, T., Fujimori, S., Shin, Y., et al. (2014). Global-scale projection and its
2 sensitivity analysis of the health burden attributable to childhood undernutrition under the latest scenario
3 framework for climate change research. *Environmental Research Letters* 9. doi:10.1088/1748-9326/9/6/064014.
- 4 Islam, M. R., and Shamsuddoha, M. (2017). Socioeconomic consequences of climate induced human displacement and
5 migration in Bangladesh. *International Sociology* 32, 277–298. doi:10.1177/0268580917693173.
- 6 Ismailos, C., and Touchie, M. F. (2017). Achieving a low carbon housing stock : An analysis of low-rise residential
7 carbon reduction measures for new construction in Ontario. *Building and Environment* 126, 176–183.
8 doi:10.1016/j.buildenv.2017.09.034.
- 9 Jackson, T., and Senker, P. (2011). Prosperity without growth: Economics for a finite planet. *Energy & Environment*
10 22, 1013–1016.
- 11 Jägermeyr, J., Pastor, A., Biemans, H., and Gerten, D. (2017). Reconciling irrigated food production with
12 environmental flows for Sustainable Development Goals implementation. *Nature Communications* 8, 1–9.
13 doi:10.1038/ncomms15900.
- 14 Jaglin, S. (2014). “Regulating service delivery in southern cities: rethinking urban heterogeneity.” in *In Parnell, S. and*
15 *Oldfield, S. (eds) The Routledge handbook on cities of the global South. London: Routledge.*
- 16 Jakob, M., Chen, C., Fuss, S., Marxen, A., and Edenhofer, O. (2015). Development incentives for fossil fuel subsidy
17 reform. *Nature Climate Change* 5, 709–712.
- 18 Jakob, M., Chen, C., Fuss, S., Marxen, A., Rao, N. D., and Edenhofer, O. (2016). Carbon Pricing Revenues Could
19 Close Infrastructure Access Gaps. *World Development* 84, 254–265. doi:10.1016/j.worlddev.2016.03.001.
- 20 Jakob, M., and Steckel, J. C. (2014). How climate change mitigation could harm development in poor countries. *Wiley*
21 *Interdisciplinary Reviews: Climate Change* 5, 161–168. doi:10.1002/wcc.260.
- 22 Jakob, M., and Steckel, J. C. (2016). Implications of climate change mitigation for sustainable development.
23 *Environmental Research Letters* 11. doi:10.1088/1748-9326/11/10/104010.
- 24 Jamieson, D. (2015). Two cheers for climate justice. *Social Research* 82, 791–809.
- 25 Janetos, A. C., Malone, E., Mastrangelo, E., Hardee, K., and de Bremond, A. (2012). Linking climate change and
26 development goals: framing, integrating, and measuring. *Climate and Development* 4, 141–156.
27 doi:10.1080/17565529.2012.726195.
- 28 Janif, S., Nunn, P., Geraghty, P., Aalbersberg, W., Thomas, F., and Camailakeba, M. (2016). Value of traditional oral
29 narratives in building climate-change resilience: insights from rural communities in Fiji. *Ecology and Society* 21,
30 7 ff.
- 31 Jeans, H., Oglethorpe, J., Phillips, J., and Reid, H. (2014). “The role of ecosystems in climate change adaptation:
32 Lessons for scaling up,” in *Community-based adaptation to climate change: Scaling it up*, eds. J. Ayers, E. L. F.
33 Schipper, H. Reid, S. Huq, and A. Rahman (Abingdon, UK and New York, USA: Routledge).
- 34 Jensen, T., Holtz, G., Baedeker, C., and Chappin, É. J. L. (2016). Energy-efficiency impacts of an air-quality feedback
35 device in residential buildings : An agent-based modeling assessment. *Energy & Buildings* 116, 151–163.
36 doi:10.1016/j.enbuild.2015.11.067.
- 37 Jha, C. K., Gupta, V., Chattopadhyay, U., and Amarayil Sreeraman, B. (2017a). Migration as adaptation strategy to
38 cope with climate change. *International Journal of Climate Change Strategies and Management*, IJCCSM-03-
39 2017-0059. doi:10.1108/IJCCSM-03-2017-0059.
- 40 Jha, S. K., Mishra, S., Sinha, B., Alatalo, J. M., and Pandey, R. (2017b). Rural development program in tribal region: A
41 protocol for adaptation and addressing climate change vulnerability. *Journal of Rural Studies* 51, 151–157.
42 doi:10.1016/j.jrurstud.2017.02.013.
- 43 Jobbins, G., Doczi, J., and Wilkinson, E. (2013). Climate adaptation and resilience in coastal zones resilience to
44 disasters and.
- 45 Johannessen, S. C., and Macdonald, R. W. (2016). Geoengineering with seagrasses: is credit due where credit is given?
46 *Environmental Research Letters* 11, 113001. doi:10.1088/1748-9326/11/11/113001.
- 47 Johansson, E. L., Fader, M., Seaquist, J. W., and Nicholas, K. A. (2016). Green and blue water demand from large-scale
48 land acquisitions in Africa. *Proceedings of the National Academy of Sciences of the United States of America* 113,
49 11471–11476. doi:10.1073/pnas.1524741113.
- 50 Johnson, C. A. (2018). “Cities as Saviours? The Global Politics of Urban Climate Mitigation,” in *The Power of Cities in*
51 *Global Climate Politics* (London: Palgrave Macmillan), 49–90.
- 52 Johnson, N., Burek, P., Parkinson, S., Edward, B., Flörke, M., Havlik, P., et al. Integrated assessment of the land-
53 energy-water nexus: status, challenges and research opportunities. *Environmental Research Letters* submitted.
- 54 Johnson, N., Krey, V., McCollum, D. L., Rao, S., Riahi, K., and Rogelj, J. (2015). Stranded on a low-carbon planet:
55 implications of climate policy for the phase-out of coal-based power plants. *Technological Forecasting and*
56 *Social Change* 90, 89–102. doi:10.1016/j.techfore.2014.02.028.
- 57 Jones, H. P., Hole, D. G., and Zavaleta, E. S. (2012). Harnessing nature to help people adapt to climate change. *Nature*
58 *Climate Change* 2, 504–509. doi:10.1038/nclimate1463.
- 59 Jordaan, S. M., Romo-Rabago, E., McLeary, R., Reidy, L., Nazari, J., and Herremans, I. M. (2017). The role of energy
60 technology innovation in reducing greenhouse gas emissions: a case study of Canada. *Renewable and Sustainable*

- 1 *Energy Reviews* 78, 1397–1409. doi:10.1016/j.rser.2017.05.162.
- 2 Jordan, A., and Lenschow, A. (2010). Environmental Policy Integration: a State of the Art Review. *Environmental*
- 3 *Policy and Governance Env. Pol. Gov* 20, 147–158. doi:10.1002/eet.539.
- 4 Jorgenson, A. K. (2015). Inequality and the carbon intensity of human well-being. *Journal of Environmental Studies*
- 5 *and Sciences* 5, 277–282. doi:10.1007/s13412-015-0234-z.
- 6 Joshi, P. K., Jha, A. K., Wani, S. P., Joshi, L., and Shiyani, R. L. (2005). Meta-analysis to assess impact of watershed
- 7 program and people's participation. Colombo, Sri Lanka.
- 8 Juhola, S., Glaas, E., Linnér, B.-O., and Neset, T.-S. (2016). Redefining maladaptation. *Environmental Science &*
- 9 *Policy* 55, 135–140. doi:10.1016/j.envsci.2015.09.014.
- 10 Kaczan, D., Arslan, A., and Lipper, L. (2013). Climate-smart agriculture? A review of current practice of agroforestry
- 11 and conservation agriculture in Malawi and Zambia.
- 12 Kagawa, S., Suh, S., Hubacek, K., Wiedmann, T., Nansai, K., and Minx, J. (2015). CO2 emission clusters within global
- 13 supply chain networks: Implications for climate change mitigation. *Global Environmental Change* 35, 486–496.
- 14 doi:10.1016/j.gloenvcha.2015.04.003.
- 15 Kaijser, A., and Kronsell, A. (2014). Climate change through the lens of intersectionality. *Environmental Politics* 23,
- 16 417–433. doi:10.1080/09644016.2013.835203.
- 17 Kalafatis, S. (2017). Identifying the potential for Climate Compatible Development efforts and the missing links.
- 18 *Sustainability* 9, 1642. doi:10.3390/su9091642.
- 19 Kanter, D. R., Musumba, M., Wood, S. L. R., Palm, C., Antle, J., Balvanera, P., et al. (2016). Evaluating agricultural
- 20 trade-offs in the age of sustainable development. *Agricultural Systems*. doi:10.1016/j.agry.2016.09.010.
- 21 Karlsson, L., Naess, L. O., Nightingale, A., and Thompson, J. (2017). “Triple wins” or “triple faults”? Analysing the
- 22 equity implications of policy discourses on climate-smart agriculture (CSA). *The Journal of Peasant Studies*, 1–
- 23 25. doi:10.1080/03066150.2017.1351433.
- 24 Karmalkar, A. V., Bradley, R. S., Vliet, J. van, Berg, M. van den, Schaeffer, M., Vuuren, D. van, et al. (2017).
- 25 Consequences of Global Warming of 1.5 °C and 2 °C for Regional Temperature and Precipitation Changes in the
- 26 Contiguous United States. *PLOS ONE* 12, e0168697. doi:10.1371/journal.pone.0168697.
- 27 Karner, K., Theissing, M., and Kienberger, T. (2015). Energy efficiency for industries through synergies with urban
- 28 areas. *Journal of Cleaner Production* 2020, 1–11. doi:10.1016/j.jclepro.2016.02.010.
- 29 Kartha, S., Athanasiou, T., Caney, S., Cripps, E., Dooley, K., Dubash, N. K., et al. Inequitable mitigation: cascading
- 30 biases against poorer countries. submitted.
- 31 Kassie, M., Teklewold, H., Jaleta, M., Marennya, P., and Erenstein, O. (2015). Understanding the adoption of a portfolio
- 32 of sustainable intensification practices in eastern and southern Africa. *Land Use Policy* 42, 400–411.
- 33 doi:10.1016/j.landusepol.2014.08.016.
- 34 Kato, E., Ringler, C., Yesuf, M., and Bryan, E. (2011). Soil and water conservation technologies: A buffer against
- 35 production risk in the face of climate change? Insights from the Nile basin in Ethiopia. *Agricultural Economics*
- 36 42, 593–604. doi:10.1111/j.1574-0862.2011.00539.x.
- 37 Kaygusuz, K. (2011). Energy services and energy poverty for sustainable rural development. *Renewable and*
- 38 *Sustainable Energy Reviews* 15, 936–947. doi:10.1016/j.rser.2010.11.003.
- 39 Keairns, D. L., Darton, R. C., and Irabien, A. (2016). The energy-water-food nexus. *Annual Review of Chemical and*
- 40 *Biomolecular Engineering* 7, 239–262. doi:10.1146/annurev-chembioeng-080615-033539.
- 41 Kelman, I. (2017). Linking disaster risk reduction, climate change, and the sustainable development goals. *Disaster*
- 42 *Prevention and Management: An International Journal* 26, 254–258. doi:10.1108/DPM-02-2017-0043.
- 43 Kenis, A. (2016). Ecological citizenship and democracy: Communitarian versus agonistic perspectives. *Environmental*
- 44 *Politics* 4016, 1–22. doi:10.1080/09644016.2016.1203524.
- 45 Kenis, A., and Mathijs, E. (2014). (De)politicising the local: The case of the Transition Towns movement in Flanders
- 46 (Belgium). *Journal of Rural Studies* 34, 172–183. doi:10.1016/j.jrurstud.2014.01.013.
- 47 Keohane, R. O., and Victor, D. G. (2016). Cooperation and discord in global climate policy. *Nature Climate Change* 6.
- 48 doi:10.1038/nclimate2937.
- 49 Kerssen, T. M. (2015). Food sovereignty and the quinoa boom: challenges to sustainable re-peasantisation in the
- 50 southern Altiplano of Bolivia. *Third World Quarterly* 36, 489–507. doi:10.1080/01436597.2015.1002992.
- 51 Keshri, K., and Bhagat, R. B. (2013). Socioeconomic determinants of temporary labour migration in India. *Asian*
- 52 *Population Studies* 9, 175–195. doi:10.1080/17441730.2013.797294.
- 53 Khanna, N., Fridley, D., and Hong, L. (2014). China's pilot low-carbon city initiative: A comparative assessment of
- 54 national goals and local plans. *Sustainable Cities and Society* 12, 110–121. doi:10.1016/j.scs.2014.03.005.
- 55 Khreis, H., May, A. D., and Nieuwenhuijsen, M. J. (2017). Health impacts of urban transport policy measures: a
- 56 guidance note for practice. *Journal of Transport & Health* 6, 209–227. doi:10.1016/j.jth.2017.06.003.
- 57 Kim, S.-Y., and Thurbon, E. (2015). Developmental Environmentalism. *Politics & Society* 43, 213–240.
- 58 doi:10.1177/0032329215571287.
- 59 Kim, Y., Smith, J. B., Mack, C., Cook, J., Furlow, J., Njinga, J.-L., et al. (2017). A perspective on climate-resilient
- 60 development and national adaptation planning based on USAID's experience. *Climate and Development* 9, 141–

- 1 151. doi:10.1080/17565529.2015.1124037.
- 2 King, A. D., Karoly, D. J., and Henley, B. J. (2017). Australian climate extremes at 1.5 °C and 2 °C of global warming.
- 3 *Nature Clim. Change* 7, 412–416. doi:10.1038/nclimate3296.
- 4 Kirubi, C., Jacobson, A., Kammen, D. M., and Mills, A. (2009). Community-Based Electric Micro-Grids Can
- 5 Contribute to Rural Development: Evidence from Kenya. *World Development* 37, 1208–1221.
- 6 doi:10.1016/j.worlddev.2008.11.005.
- 7 Klausbruckner, C., Annegarn, H., Henneman, L. R. F., and Rafaj, P. (2016). A policy review of synergies and trade-offs
- 8 in South African climate change mitigation and air pollution control strategies. *Environmental Science & Policy*
- 9 57, 70–78. doi:10.1016/j.envsci.2015.12.001.
- 10 Klein, R. J. T., Midgley, G. F., Preston, B. L., Alam, M., Berkhout, F. G. H., Dow, K., et al. (2014). “Adaptation
- 11 opportunities, constraints, and limits,” in *Climate Change 2014: Impacts, Adaptation, and Vulnerability. Part A:*
- 12 *Global and Sectoral Aspects. Contribution of Working Group II to the Fifth Assessment Report of the*
- 13 *Intergovernmental Panel on Climate Change*, eds. S. M. Field, C.B., V.R. Barros, D.J. Dokken, K.J. Mach, M.D.
- 14 Mastrandrea, T.E. Bilir, M. Chatterjee, K.L. Ebi, Y.O. Estrada, R.C. Genova, B. Girma, E.S. Kissel, A.N. Levy
- 15 and L. L. W. P.R. Mastrandrea (Cambridge, MA, USA and New York, NY, USA: Cambridge University
- 16 Press), 899–943. doi:10.1017/CBO9780511807756.003.
- 17 Klinsky, S., Roberts, T., Huq, S., Okereke, C., Newell, P., Dauvergne, P., et al. (2017a). Why equity is fundamental in
- 18 climate change policy research. *Global Environmental Change* 44, 170–173.
- 19 doi:10.1016/j.gloenvcha.2016.08.002.
- 20 Klinsky, S., Waskow, D., Northrop, E., and Bevins, W. (2017b). Operationalizing equity and supporting ambition:
- 21 identifying a more robust approach to “respective capabilities.” *Climate and Development* 9, 1–11.
- 22 doi:10.1080/17565529.2016.1146121.
- 23 Klopp, J. M., and Petretta, D. L. (2017). The urban sustainable development goal: Indicators, complexity and the
- 24 politics of measuring cities. *Cities* 63, 92–97. doi:10.1016/J.CITIES.2016.12.019.
- 25 Köhlin, G., Sills, E. O., Pattanayak, S. K., and Wilfong, C. (2011). Energy, Gender and Development: What are the
- 26 Linkages? Where is the Evidence? Washington, DC, USA.
- 27 Kongsager, R., and Corbera, E. (2015). Linking mitigation and adaptation in carbon forestry projects: Evidence from
- 28 Belize. *World Development* 76, 132–146. doi:10.1016/j.worlddev.2015.07.003.
- 29 Kongsager, R., Locatelli, B., and Chazarin, F. (2016). Addressing climate change mitigation and adaptation together: a
- 30 global assessment of agriculture and forestry projects. *Environmental Management* 57, 271–282.
- 31 doi:10.1007/s00267-015-0605-y.
- 32 Kraaijenbrink, P. D. A., Bierkens, M. F. P., Lutz, A. F., and Immerzeel, W. W. (2017). Impact of a global temperature
- 33 rise of 1.5 degrees Celsius on Asia’s glaciers. *Nature* 549, 257–260. doi:10.1038/nature23878.
- 34 Krey, V., Riahi, K., Hasegawa, T., Luderer, G., Ohashi, H., Parkinson, S., et al. Implications of the Paris Agreement for
- 35 achieving the Sustainable Development Goals. *Nature Climate Change* submitted.
- 36 Kriegler, E., Bertram, C., Kuramochi, T., Jakob, M., Pehl, M., Höhne, N., et al. Short term policies to keep the door
- 37 open for Paris climate goals. *Nature Climate Change* submitted.
- 38 Kumar, P., Masago, Y., Mishra, B. K., Jalilov, S., Emam, A. R., Kefi, M., et al. (2017). Current assessment and future
- 39 outlook for water resources considering climate change and a population burst: A case study of Ciliwung River,
- 40 Jakarta City, Indonesia. *Water (Switzerland)* 9. doi:10.3390/w9060410.
- 41 Kummu, M., de Moel, H., Porkka, M., Siebert, S., Varis, O., and Ward, P. J. (2012). Lost food, wasted resources:
- 42 global food supply chain losses and their impacts on freshwater, cropland, and fertiliser use. *Sci Total Environ*
- 43 438, 477–489. doi:10.1016/j.scitotenv.2012.08.092.
- 44 Kuruppu, N., and Willie, R. (2015). Barriers to reducing climate enhanced disaster risks in least developed country-
- 45 small islands through anticipatory adaptation. *Weather and Climate Extremes* 7, 72–83.
- 46 doi:10.1016/j.wace.2014.06.001.
- 47 Kusumaningtyas, S. D. A., and Aldrian, E. (2016). Impact of the June 2013 Riau province Sumatera smoke haze event
- 48 on regional air pollution. *Environmental Research Letters* 11. doi:10.1088/1748-9326/11/7/075007.
- 49 La Rovere, E. L. (2017). Low-carbon development pathways in Brazil and “Climate Clubs.” *Wiley Interdisciplinary*
- 50 *Reviews: Climate Change* 8, 1–7. doi:10.1002/wcc.439.
- 51 Lade, S. J., Haider, L. J., Engström, G., and Schlüter, M. (2017). Resilience offers escape from trapped thinking on
- 52 poverty alleviation. *Science Advances* 3, e1603043. doi:10.1126/sciadv.1603043.
- 53 Lahn, B. (2017). In the light of equity and science: scientific expertise and climate justice after Paris. *International*
- 54 *Environmental Agreements: Politics, Law and Economics*. doi:10.1007/s10784-017-9375-8.
- 55 Lain, J. (2017). Resilience in Ethiopia and Somaliland: Impact evaluation of the reconstruction project “Development of
- 56 Enabling Conditions for Pastoralist and Agro-Pastoralist Communities.”
- 57 Lall, S. V., Henderson, J. V., and Venables, A. J. (2017). *Africa’s cities: opening doors to the world*. Washington DC,
- 58 USA: World Bank.
- 59 Lamb, A., Green, R., Bateman, I., Broadmeadow, M., Bruce, T., Burney, J., et al. (2016). The potential for land sparing
- 60 to offset greenhouse gas emissions from agriculture. *Nature Climate Change* 6, 488–492.

- 1 doi:10.1038/nclimate2910.
- 2 Lange, S., Volkholz, J., Zhao, F., Valle, I. V. del, Veldkamp, T., Reyer, C. P. O., et al. The climate change signal in
3 natural disasters.
- 4 Langford, M., Sumner, A., and Yamin, A. E. (2013). *The Millennium Development Goals and Human Rights: Past,*
5 *Present and Future.*, eds. M. Langford, A. Sumner, and A. E. Yamin New York, NY, USA: Cambridge
6 University Press.
- 7 Larson, A. M., Dokken, T., and Duchelle, A. E. (2014). The role of women in early REDD+ implementation. *REDD+*
8 *on the ground: A case book of subnational initiatives across the globe* 17, 440–441.
9 doi:10.1505/146554815814725031.
- 10 Lasage, R., Muis, S., Sardella, C. S. E., van Drunen, M. A., Verburg, P. H., and Aerts, J. C. J. H. (2015). A Stepwise,
11 participatory approach to design and implement community based adaptation to drought in the Peruvian Andes.
12 *Sustainability* 7, 1742–1773. doi:10.3390/su7021742.
- 13 Lavery, P. S., Matea, M.-A., Serrano, O., and Rozaimi, M. (2013). Variability in the Carbon Storage of Seagrass
14 Habitats and Its Implications for Global Estimates of Blue Carbon Ecosystem Service. *PLOS ONE* 8.
15 doi:10.1371/journal.pone.0073748.
- 16 Laville, J.-L. (2015). “Social and solidarity economy in historical perspective,” in *Social and Solidarity Economy:*
17 *Beyond the Fringe?*, ed. P. Utting (London, UK: Zed Books), 41–56.
- 18 Lawrence, J., and Haasnoot, M. (2017). What it took to catalyse uptake of dynamic adaptive pathways planning to
19 address climate change uncertainty. *Environmental Science and Policy* 68, 47–57.
20 doi:10.1016/j.envsci.2016.12.003.
- 21 Leach, M., Scoones, I., and Stirling, A. (2010). Governing epidemics in an age of complexity: Narratives, politics and
22 pathways to sustainability. *Global Environmental Change* 20, 369–377. doi:10.1016/j.gloenvcha.2009.11.008.
- 23 Lechtenboehmer, S., and Knoop, K. (2017). Realising long-term transitions towards low carbon societies. Impulses
24 from the 8th Annual Meeting of the International Research Network for Low Carbon Societies., eds. S.
25 Lechtenboehmer and K. Knoop Wuppertal, Germany.
- 26 Lee, J. S. H., Abood, S., Ghazoul, J., Barus, B., Obidzinski, K., and Koh, L. P. (2014). Environmental impacts of large-
27 scale oil palm enterprises exceed that of smallholdings in Indonesia. *Conservation Letters* 7, 25–33.
28 doi:10.1111/conl.12039.
- 29 Lefale, P., Faiva, P., and C, A. (2017). Living with change: An Integrated national strategy for enhancing the resilience
30 of Tokelau to climate change and related hazards 2017-2030. Apia, Soamoa.
- 31 Leichenko, R., and Silva, J. A. (2014). Climate change and poverty: vulnerability, impacts, and alleviation strategies.
32 *Wiley Interdisciplinary Reviews: Climate Change* 5, 539–556. doi:10.1002/wcc.287.
- 33 Leimbach, M., Bauer, N., Baumstark, L., and Edenhofer, O. (2010). Mitigation costs in a globalized world: Climate
34 policy analysis with REMIND-R. *Environmental Modeling and Assessment* 15, 155–173. doi:10.1007/s10666-
35 009-9204-8.
- 36 Lemoine, D., and Kapnick, S. (2016). A top-down approach to projecting market impacts of climate change. *Nature*
37 *Climate Change* 6, 51–55. doi:10.1038/nclimate2759.
- 38 Lemos, C. M., Lo, Y., Nelson, D. R., Eakin, H., and Bedran-Martins, A. M. (2016). Linking development to climate
39 adaptation: Leveraging generic and specific capacities to reduce vulnerability to drought in NE Brazil. *Global*
40 *Environmental Change* 39, 170–179. doi:10.1016/J.GLOENVCHA.2016.05.001.
- 41 Leventon, J., Dyer, J. C., and Van Alstine, J. (2015). The private sector in climate governance: opportunities for climate
42 compatible development through multilevel industry-government engagement. *Journal of Cleaner Production*
43 102, 316–323.
- 44 Ley, D. (2017a). “Sustainable development, climate change, and renewable energy in rural Central America,” in
45 *Evaluating Climate Change Action for Sustainable Development*, eds. T. Schuetz, W. Forch, P. Thornton, and V.
46 Ioannis (Cham, Switzerland: Springer), 52–79. doi:10.1007/978-3-319-43702-6.
- 47 Ley, D. (2017b). “Sustainable Development, Climate Change, and Renewable Energy in Rural Central America,” in
48 *Evaluating Climate Change Action for Sustainable Development*, eds. J. I. Uitto, J. Puri, and R. D. van den Berg
49 (Cham, Switzerland: Springer Nature), 187–212. doi:10.1007/978-3-319-43702-6.
- 50 Liddell, C., and Guiney, C. (2015). Living in a cold and damp home: Frameworks for understanding impacts on mental
51 well-being. *Public Health* 129, 191–199. doi:10.1016/j.puhe.2014.11.007.
- 52 Lilliestam, J., and Patt, A. (2015). Barriers, risks and policies for renewables in the Gulf states. *Energies* 8, 8263–8285.
53 doi:10.3390/en8088263.
- 54 Lin, B. B., Capon, T., Langston, A., Taylor, B., Wise, R., Williams, R., et al. (2017). Adaptation Pathways in Coastal
55 Case Studies: Lessons Learned and Future Directions. *Coastal Management* 45, 384–405.
56 doi:10.1080/08920753.2017.1349564.
- 57 Lin, J., Hu, Y., Cui, S., Kang, J., and Ramaswami, A. (2015). Tracking urban carbon footprints from production and
58 consumption perspectives. *Environmental Research Letters* 10, 54001. doi:10.1088/1748-9326/10/5/054001.
- 59 Linnerooth-Bayer, J., and Hochrainer-Stigler, S. (2015). Financial instruments for disaster risk management and climate
60 change adaptation. *Climatic Change* 133, 85–100. doi:10.1007/s10584-013-1035-6.

- 1 Lipper, L. (2014). Climate-smart agriculture for food security. *Nature Climate Change* 4, 1068–1072.
2 doi:10.1038/NCLIMATE2437.
- 3 Lipper, L., and Al., E. (2014). Climate-smart agriculture for food security. *Nature Climate Change* 4, 1068–1072.
4 doi:10.1038/NCLIMATE2437.
- 5 Lipper, L., Al., E., Thornton, P., Campbell, B. M., Baedeker, T., Braimoh, A., et al. (2014). Climate-smart agriculture
6 for food security. *Nature Climate Change* 4, 1068–1072. doi:10.1038/NCLIMATE2437.
- 7 Liu, J.-Y., Fujimori, S., and Masui, T. (2016a). Temporal and spatial distribution of global mitigation cost: INDCs and
8 equity. *Environmental Research Letters* 11, 114004. doi:10.1088/1748-9326/11/11/114004.
- 9 Liu, Q., Gu, A., Teng, F., Song, R., and Chen, Y. (2017). Peaking China’s CO2 emissions: trends to 2030 and
10 mitigation potential. *Energies* 10, 209. doi:10.3390/en10020209.
- 11 Liu, W., Oosterveer, P., and Spaargaren, G. (2016b). Promoting sustainable consumption in China: a conceptual
12 framework and research review. *Journal of Cleaner Production* 134, 13–21. doi:10.1016/j.jclepro.2015.10.124.
- 13 Lloyd, J., Nordhaus, T., Sarewitz, D., and Trembath, A. (2017). *The Rightful Place of Science: Climate Pragmatism.* ,
14 eds. J. Lloyd, T. Nordhaus, D. Sarewitz, and A. Trembath Charleston, SC, USA: Consortium for Science, Policy,
15 & Outcomes.
- 16 Lobell, D. B., and Tebaldi, C. (2014). Getting caught with our plants down: the risks of a global crop yield slowdown
17 from climate trends in the next two decades. *Environmental Research Letters* 9, 74003. doi:10.1088/1748-
18 9326/9/7/074003.
- 19 Locatelli, B., Pavageau, C., Pramova, E., and Di Gregorio, M. (2015). Integrating climate change mitigation and
20 adaptation in agriculture and forestry: opportunities and trade-offs. *Wiley Interdisciplinary Reviews: Climate*
21 *Change* 6, 585–598. doi:10.1002/wcc.357.
- 22 Locatelli, B., Rojas, V., and Salinas, Z. (2008). Impacts of payments for environmental services on local development
23 in northern Costa Rica: a fuzzy multi-criteria analysis. *Forest Policy and Economics* 10, 275–285.
24 doi:10.1016/j.forpol.2007.11.007.
- 25 Loft, L., Pham, T. T., Wong, G. Y., Brockhaus, M., Le, D. N., Tjajadi, J. S., et al. (2017). Risks to REDD+: potential
26 pitfalls for policy design and implementation. *Environmental Conservation* 44, 44–55.
27 doi:10.1017/S0376892916000412.
- 28 Lorek, S., and Spangenberg, J. H. (2014). Sustainable consumption within a sustainable economy - Beyond green
29 growth and green economies. *Journal of Cleaner Production* 63, 33–44. doi:10.1016/j.jclepro.2013.08.045.
- 30 Lotz-Sisitka, H., Wals, A. E. J., Kronlid, D., and McGarry, D. (2015). Transformative, transgressive social learning:
31 rethinking higher education pedagogy in times of systemic global dysfunction. *Current Opinion in Environmental*
32 *Sustainability* 16, 73–80. doi:10.1016/j.cosust.2015.07.018.
- 33 Lourenço, T. C., Swart, R., Goosen, H., and Street, R. (2015). The rise of demand-driven climate services. *Nature*
34 *Climate Change* 6, 1–2. doi:10.1038/nclimate2836.
- 35 Lovelock, C., Atwood, T., Baldock, J., Duarte, C., Hickey, S., Lavery, P., et al. (2017). Assessing the risk of carbon
36 dioxide emissions from blue carbon. *Frontiers in Ecology and the Environment* 15, 257–265.
37 doi:10.1002/fee.1491.
- 38 Lubchenco, J., Cerny-Chipman, E. B., Reimer, J. N., and Levin, S. A. (2016). The right incentives enable ocean
39 sustainability successes and provide hope for the future. *Proceedings of the National Academy of Sciences of the*
40 *United States of America*, 201604982. doi:10.1073/pnas.1604982113.
- 41 Lucas, K., and Pangbourne, K. (2014). Assessing the equity of carbon mitigation policies for transport in Scotland.
42 *Case Studies on Transport Policy* 2, 70–80. doi:10.1016/j.cstp.2014.05.003.
- 43 Lucon, O., Ürge-Vorsatz, D., Zain Ahmed, A., Akbari, H., Bertoldi, P., Cabeza, L. F., et al. (2014). “Buildings,” in
44 *Climate Change 2014: Mitigation of Climate Change. Contribution of Working Group III to the Fifth Assessment*
45 *Report of the Intergovernmental Panel on Climate Change*, eds. O. Edenhofer, R. Pichs-Madruga, Y. Sokona, E.
46 Farahani, S. Kadner, K. Seyboth, et al. (Cambridge, UK and New York, NY, USA: Cambridge University Press),
47 671–738.
- 48 Luderer, G., Pietzcker, R. C., Bertram, C., Kriegler, E., Meinshausen, M., and Edenhofer, O. (2013). Economic
49 mitigation challenges: how further delay closes the door for achieving climate targets. *Environmental Research*
50 *Letters* 8, 34033. doi:10.1088/1748-9326/8/3/034033.
- 51 Lunstrum, E., Bose, P., and Zalik, A. (2015). Environmental displacement: The common ground of climate change,
52 extraction and conservation. *Area* 48, 130–133. doi:10.1111/area.12193.
- 53 Luomi, M. (2014). Mainstreaming climate policy in the Gulf Cooperation Council States.
- 54 Luttrell, C., Loft, L., Fernanda Gebara, M., Kweka, D., Brockhaus, M., Angelsen, A., et al. (2013). Who Should Benefit
55 from REDD+? Rationales and Realities. *Ecology and Society* 18. doi:10.5751/es-05834-180452.
- 56 Maclellan, N. (2015). Yumi stap redi long klaemet jenis: Lessons from the Vanuatu NGO Climate Change Adaptation
57 Program.
- 58 Magnan, A. K., Colombier, M., Billé, R., Joos, F., Hoegh-Guldberg, O., Pörtner, H.-O., et al. (2016a). Implications of
59 the Paris Agreement for the ocean. *Nature Climate Change* 6, 732–735. doi:10.1038/nclimate3038.
- 60 Magnan, A. K., Schipper, E. L. F., Burkett, M., Bharwani, S., Burton, I., Eriksen, S., et al. (2016b). Addressing the risk

- 1 of maladaptation to climate change. *Wiley Interdisciplinary Reviews: Climate Change* 7, 646–665.
2 doi:10.1002/wcc.409.
- 3 Magrin, G. O., Marengo, J. A., Boulanger, J.-P., Buckeridge, M. S., Castellanos, E., Poveda, G., et al. (2014). “Central
4 and South America,” in *Climate Change 2014: Impacts, Adaptation, and Vulnerability. Part B: Regional Aspects.*
5 *Contribution of Working Group II to the Fifth Assessment Report of the Intergovernmental Panel of Climate*
6 *Change*, eds. V. R. Barros, C. B. Field, D. J. Dokken, M. D. Mastrandrea, K. J. Mach, T. E. Bilir, et al.
7 (Cambridge, UK and New York, NY, USA: Cambridge University Press), 1499–1566.
- 8 Maguire, A., and McGee, J. (2017). A universal human right to shape responses to a global problem? The role of self-
9 determination in guiding the international legal response to climate change. *Review of European, Comparative*
10 *and International Environmental Law* 26, 54–68. doi:10.1111/reel.12193.
- 11 Maidment, C. D., Jones, C. R., Webb, T. L., Hathway, E. A., and Gilbertson, J. M. (2014). The impact of household
12 energy efficiency measures on health: A meta-analysis. *Energy Policy* 65, 583–593.
13 doi:10.1016/j.enpol.2013.10.054.
- 14 Maldonado, J. K., Shearer, C., Bronen, R., Peterson, K., and Lazrus, H. (2013). The impact of climate change on tribal
15 communities in the US: displacement, relocation, and human rights. *Climatic Change* 120, 601–614.
16 doi:10.1007/978-3-319-05266-3_8.
- 17 Maljean-Dubois, S. (2016). The Paris Agreement: a new step in the gradual evolution of differential treatment in the
18 climate regime? *Review of European, Comparative and International Environmental Law* 25, 151–160.
19 doi:10.1111/reel.12162.
- 20 Maor, M., Tosun, J., and Jordan, A. (2017). Proportionate and disproportionate policy responses to climate change: core
21 concepts and empirical applications. *Journal of Environmental Policy and Planning*, 1–13.
22 doi:10.1080/1523908X.2017.1281730.
- 23 Mapfumo, P., Onyango, M., Honkponou, S. K., El Mzouri, E. H., Githeko, A., Rabeharisoa, L., et al. (2017). Pathways
24 to transformational change in the face of climate impacts: an analytical framework. *Climate and Development* 9,
25 439–451. doi:10.1080/17565529.2015.1040365.
- 26 Marcotullio, P., and McGranahan, G. (2007). *Scaling Urban Environmental Challenges: From Local to Global and*
27 *Back*. London: Earthscan.
- 28 Mark, C., Lloyd, J., Luke, M., Margonelli, L., Moss, T., Nordhaus, T., et al. (2017). “A high-energy planet,” in *The*
29 *Rightful Place of Science: Climate Pragmatism*, eds. J. Lloyd, T. Nordhaus, D. Sarewitz, and A. Trembath
30 (Tempe, AZ, USA: Consortium for Science, Policy, & Outcomes, Arizona State University), 27–32.
- 31 Markandya, A., Armstrong, B. G., Hales, S., Chiabai, A., Criqui, P., Mima, S., et al. (2009). Public health benefits of
32 strategies to reduce greenhouse-gas emissions: low-carbon electricity generation. *The Lancet* 374, 2006–2015.
33 doi:10.1016/s0140-6736(09)61715-3.
- 34 Marsh, J. (2015). Mixed motivations and complex causality in the Mekong. *Forced Migration Review*, 68–69.
- 35 Martinez-Alier, J., Temper, L., Del Bene, D., and Scheidel, A. (2016). Is there a global environmental justice
36 movement? *The Journal of Peasant Studies* 43, 731–755. doi:10.1080/03066150.2016.1141198.
- 37 Mary Robinson Foundation: Climate Justice (2015). Zero carbon, zero poverty the climate justice way. Dublin, Ireland.
- 38 Mary Robinson Foundation Climate Justice (2015). Rights for action: putting people at the centre of action on climate
39 change. Dublin, Ireland.
- 40 Masdar (2017). Masdar City. Available at: <http://masdar.ae> [Accessed December 6, 2017].
- 41 Massetti, E., and Tavoni, M. (2011). The cost of climate change mitigation policy in Eastern Europe and former Soviet
42 Union. *Climate Change Economics* 2, 341–370. doi:10.1142/S2010007811000346.
- 43 Mata, E., Bergfors, L., and Wanemark, J. (2018). Dynamic modelling of renovation scenarios for the existing
44 multifamily buildings in Gothenburg up to year 2050. Stockholm, Sweden (in prep).
- 45 Matek, B. (2015). Flexible Opportunities with Geothermal Technology: Barriers and Opportunities. *The Electricity*
46 *Journal* 28, 45–51. doi:10.1016/J.TEJ.2015.09.020.
- 47 Matek, B., and Gawell, K. (2015). The Benefits of Baseload Renewables: A Misunderstood Energy Technology. *The*
48 *Electricity Journal* 28, 101–112. doi:10.1016/j.tej.2015.02.001.
- 49 Mathew, L. M., and Akter, S. (2017). “Loss and Damage Associated with Climate Change Impacts,” in *Handbook of*
50 *Climate Change Mitigation and Adaptation* (Cham: Springer International Publishing), 17–45. doi:10.1007/978-
51 3-319-14409-2_55.
- 52 Mathur, V. N., Afionis, S., Paavola, J., Dougill, A. J., and Stringer, L. C. (2014a). Experiences of host communities
53 with carbon market projects: towards multi-level climate justice. *Climate Policy* 14, 42–62.
54 doi:10.1080/14693062.2013.861728.
- 55 Mathur, V. N., Afionis, S., Paavola, J., Dougill, A. J., and Stringer, L. C. (2014b). Experiences of host communities
56 with carbon market projects: towards multi-level climate justice. *Climate Policy* 14, 42–62.
57 doi:10.1080/14693062.2013.861728.
- 58 Matinga, M. N. (2012). A socio-cultural perspective on transformation of gender roles and relations, and non-change in
59 energy-health perceptions following electrification in rural South Africa (Case Study for World Development
60 Report 2012). ETC/ENERGIA in association Nord/Sør-konsulentene.

- 1 Matthews, T. K. R., Wilby, R. L., and Murphy, C. (2017). Communicating the deadly consequences of global warming
2 for human heat stress. *Proceedings of the National Academy of Sciences* 114, 3861–3866.
3 doi:10.1073/pnas.1617526114.
- 4 Maxwell, B. S. (2016). Climate compatible development : pathway or pipe dream ? Centre for Policy Dialogue
5 Anniversary Lecture , 2015.
- 6 Mbow, C., Neely, C., and Dobie, P. (2015). “How can an integrated landscape approach contribute to the
7 implementation of the Sustainable Development Goals (SDGs) and advance climate-smart objectives?,” in
8 *Climate-Smart Landscapes: Multifunctionality in Practice*, eds. P. A. Minang, M. van Noordwijk, C. Mbow, J. de
9 Leeuw, and D. Catacutan (Nairobi, Kenya: World Agroforestry Centre (ICRAF)), 103–117.
- 10 McAfee, K. (2016). Green economy and carbon markets for conservation and development: a critical view.
11 *International Environmental Agreements: Politics, Law and Economics* 16, 333–353. doi:10.1007/s10784-015-
12 9295-4.
- 13 MCCA (2016). Corporate Plan 2016-2018.
- 14 McCollum, D., Echeverri, L. G., Busch, S., Pachauri, S., Parkinson, S., Rogelj, J., et al. (2017). Connecting the
15 Sustainable Development Goals by their energy inter-linkages. Laxenburg, Austria.
- 16 McCollum, D. L., Krey, V., Riahi, K., Kolp, P., Grubler, A., Makowski, M., et al. (2013). Climate policies can help
17 resolve energy security and air pollution challenges. *Climatic Change* 119, 479–494. doi:10.1007/s10584-013-
18 0710-y.
- 19 McCubbin, S., Smit, B., and Pearce, T. (2015). Where does climate fit? Vulnerability to climate change in the context
20 of multiple stressors in Funafuti, Tuvalu. *Global Environmental Change* 30, 43–55.
21 doi:10.1016/j.gloenvcha.2014.10.007.
- 22 McGlade, C., and Ekins, P. (2015). The geographical distribution of fossil fuels unused when limiting global warming
23 to 2 °C. *Nature* 517, 187–190. doi:10.1038/nature14016.
- 24 McGregor, D., Simon, D., and Thompson, D. (2006). *The peri-urban interface: approaches to sustainable natural and*
25 *human resource use*. London: Earthscan/Routledge.
- 26 McKay, B., Sauer, S., Richardson, B., and Herre, R. (2016). The political economy of sugarcane flexing: initial insights
27 from Brazil, Southern Africa and Cambodia. *The Journal of Peasant Studies* 43, 195–223.
28 doi:10.1080/03066150.2014.992016.
- 29 McKeon, N. (2015). La Via Campesina: The “peasants” way’ to changing the system, not the climate. *Journal of*
30 *World-Systems Research* 21, 241–249.
- 31 McMichael, C. (2015). Climate change-related migration and infectious disease. *Virulence* 6, 548–553.
32 doi:10.1080/21505594.2015.1021539.
- 33 McMurtry, J.-J. (2013). Prometheus, Trojan Horse or Frankenstein? The social and solidarity economy as community
34 creation, market wedge, or state monster (Draft). Geneva, Switzerland: United Nations Research Institute for
35 Social Development.
- 36 McNamara, E. (2015). Cross-border migration with dignity in Kiribati. *Forced Migration Review* 49, 2015.
- 37 McNamara, K. E., and Buggy, L. (2017). Community-based climate change adaptation: a review of academic literature.
38 *Local Environment* 22, 443–460. doi:10.1080/13549839.2016.1216954.
- 39 McNamara, K. E., and Prasad, S. S. (2014). Coping with extreme weather: Communities in Fiji and Vanuatu share their
40 experiences and knowledge. *Climatic Change* 123, 121–132. doi:10.1007/s10584-013-1047-2.
- 41 Meadowcroft, J. (2011). Engaging with the politics of sustainability transitions. *Environmental Innovation and Societal*
42 *Transitions* 1, 70–75. doi:10.1016/j.eist.2011.02.003.
- 43 Meek, D. (2014). Agroecology and radical grassroots movements’ evolving moral economies. *Environment and*
44 *Society: Advances in Research* 5, 47–65. doi:10.3167/ares.2014.050104.
- 45 Meek, D. (2016). The cultural politics of the agroecological transition. *Agriculture and Human Values* 33, 275–290.
46 doi:10.1007/s10460-015-9605-z.
- 47 Mehmood, A. (2016). Of resilient places: planning for urban resilience. *European Planning Studies* 24, 407–419.
- 48 MELAD (2012). Kiribati integrated environmental policy.
- 49 Mercer, J., Kelman, I., Alfthan, B., and Kurvits, T. (2012). Ecosystem-based adaptation to climate change in Caribbean
50 small island developing states: integrating local and external knowledge. *Sustainability* 4, 1908–1932.
51 doi:10.3390/su4081908.
- 52 Mercy Corps (2015). Experiences from Ethiopia and the Mercy Corps’ PRIME program. Portland, OR, USA.
- 53 Michaelowa, A. (2015). Opportunities for and alternatives to global climate regimes post-Kyoto. *Annual Review of*
54 *Environment and Resources* 40, 395–417. doi:10.1146/annurev-environ-102014-021112.
- 55 Michalena, E., and Hills, J. (2018). Paths of renewable energy development in small island developing states of the
56 South Pacific. *Renewable and Sustainable Energy Reviews* 82, 343–352. doi:10.1016/j.rsener.2017.09.017.
- 57 Michler-Cieluch, T., Krause, G., and Buck, B. H. (2009). Reflections on integrating operation and maintenance
58 activities of offshore wind farms and mariculture. *Ocean & Coastal Management* 52, 57–68.
59 doi:10.1016/j.ocecoaman.2008.09.008.
- 60 Millar, R. J., Fuglestedt, J. S., Friedlingstein, P., Rogelj, J., Grubb, M. J., Matthews, H. D., et al. (2017). Emission

- 1 budgets and pathways consistent with limiting warming to 1.5 °C. *Nature Geoscience*, 1–8.
2 doi:10.1038/ngeo3031.
- 3 Ministry of Environment and Forests National mission for a green India (under the National Action Plan on Climate
4 Change).
- 5 Mishra, V., Mukherjee, S., Kumar, R., and Stone, D. (2017). Heat wave exposure in India in current, 1.5°C, and 2.0 °C
6 worlds. *Environmental Research Letters* 12, 124012. doi:10.1088/1748-9326/aa9388.
- 7 Mitchell, T., and Maxwell, S. (2010). Defining climate compatible development.
- 8 Moellendorf, D. (2015). Climate change justice. *Philosophy Compass* 10, 173–186.
9 doi:10.3197/096327111X12997574391887.
- 10 Mondal, M. A. H., Hawila, D., Kennedy, S., and Mezher, T. (2016). The GCC countries RE-readiness: strengths and
11 gaps for development of renewable energy technologies. *Renewable and Sustainable Energy Reviews* 54, 1114–
12 1128. doi:10.1016/j.rser.2015.10.098.
- 13 Mont (2014). Sustainable lifestyles 2050: stakeholder visions, emerging practices and future research. *Journal of*
14 *Cleaner Production* 63, 24–32.
- 15 Morita, K., and Matsumoto, K. (2015). “Enhancing Biodiversity Co-benefits of Adaptation to Climate Change,” in
16 *Handbook of Climate Change Adaptation*, ed. W. L. Filho (Springer-Verlag Berlin Heidelberg), 953–972.
- 17 Morita, K., and Matsumoto, K. (2018). Synergies among climate change and biodiversity conservation measures and
18 policies in the forest sector: a case study of Southeast Asian countries. *Forest Policy and Economics* 87, 59–69.
19 doi:10.1016/j.forpol.2017.10.013.
- 20 Moss, J. (2015). *Climate change and justice*. Cambridge University Press.
- 21 Mubaya, C. P., and Mafongoya, P. (2017). The role of institutions in managing local level climate change adaptation in
22 semi-arid Zimbabwe. *Climate Risk Management* 16, 93–105. doi:10.1016/j.crm.2017.03.003.
- 23 Mukute, M., Colvin, J., and Baloi, A. (2017). Africa climate change resilience alliance: phase 2 synthesis evaluation.
- 24 Muller, A., Schader, C., El-Hage Scialabba, N., Hecht, J., Isensee, A., Erb, K. H., et al. Can organic agriculture feed the
25 world in 2050: a critical assessment of the challenges and opportunities (In Press). *Nature Communications*.
26 doi:NCOMMS-16-04864D.
- 27 Munang, R., Andrews, J., Alverson, K., and Mebratu, D. (2014). Harnessing Ecosystem-based Adaptation To Address
28 the Social Dimensions of Climate Change. *Environment: Science and Policy for Sustainable Development* 56,
29 18–24. doi:10.1080/00139157.2014.861676.
- 30 Munang, R., Thiaw, I., Alverson, K., Goumandakoye, M., Mebratu, D., and Liu, J. (2013a). Using ecosystem-based
31 adaptation actions to tackle food insecurity. *Environment: Science and Policy for Sustainable Development* 55,
32 29–35. doi:10.1080/00139157.2013.748395.
- 33 Munang, R., Thiaw, I., Alverson, K., Mumba, M., Liu, J., and Rivington, M. (2013b). Climate change and Ecosystem-
34 based Adaptation: A new pragmatic approach to buffering climate change impacts. *Current Opinion in*
35 *Environmental Sustainability* 5. doi:10.1016/j.cosust.2012.12.001.
- 36 Muradian, R., Arsel, M., Pellegrini, L., Adaman, F., Aguilar, B., Agarwal, B., et al. (2013). Payments for ecosystem
37 services and the fatal attraction of win-win solutions. *Conservation letters* 6, 274–279.
- 38 Muratori, M., Calvin, K., Wise, M., Kyle, P., and Edmonds, J. (2016). Global economic consequences of deploying
39 bioenergy with carbon capture and storage (BECCS). *Environmental Research Letters* 11, 1–9. doi:10.1088/1748-
40 9326/11/9/095004.
- 41 Murphy, D. J., Yung, L., Wyborn, C., and Williams, D. R. (2017). Rethinking climate change adaptation and place
42 through a situated pathways framework: a case study from the Big Hole Valley, USA. *Landscape and Urban*
43 *Planning* 167, 441–450. doi:10.1016/j.landurbplan.2017.07.016.
- 44 Murtinho, F. (2016). What facilitates adaptation? An analysis of community-based adaptation to environmental change
45 in the Andes. *International Journal of the Commons* 10, 119–141. doi:10.18352/ijc.585.
- 46 Muttarak, R., and Lutz, W. (2014). Is education a key to reducing vulnerability to natural disasters and hence
47 unavoidable climate change? *Ecology and Society* 19. doi:10.5751/ES-06476-190142.
- 48 Myers, S. S., Smith, M. R., Guth, S., Golden, C. D., Vaitla, B., Mueller, N. D., et al. (2017). Climate Change and
49 Global Food Systems : Potential Impacts on Food Security and Undernutrition. *Annual Review of Public Health*,
50 1–19. doi:10.1146/annurev-publhealth-031816-044356.
- 51 Naess, L. O., Newell, P., Newsham, A., Phillips, J., Quan, J., and Tanner, T. (2015). Climate policy meets national
52 development contexts: insights from Kenya and Mozambique. *Global Environmental Change* 35, 534–544.
53 doi:10.1016/j.gloenvcha.2015.08.015.
- 54 Nagoda, S. (2015). New discourses but same old development approaches? Climate change adaptation policies, chronic
55 food insecurity and development interventions in northwestern Nepal. *Global Environmental Change* 35, 570–
56 579. doi:10.1016/j.gloenvcha.2015.08.014.
- 57 Nakicenovic, N., Alcamo, J., Grubler, A., Riahi, K., Roehrl, R. A., Rogner, H. H., et al. (2000). Special Report on
58 Emissions Scenarios (SRES), A Special Report of Working Group III of the Intergovernmental Panel on Climate
59 Change. Cambridge, UK and New York, NY, USA.
- 60 Nalau, J., Handmer, J., Dalesa, M., Foster, H., Edwards, J., Kauhiona, H., et al. (2016). The practice of integrating

- 1 adaptation and disaster risk reduction in the south-west Pacific. *Climate and Development* 8, 365–375.
2 doi:10.1080/17565529.2015.1064809.
- 3 Nanaki, E. A., and Koroneos, C. J. (2016). Climate change mitigation and deployment of electric vehicles in urban
4 areas. *Renewable Energy* 99, 1153–1160. doi:10.1016/j.renene.2016.08.006.
- 5 ND-GAIN (2017). ND-GAIN Country Index. *Notre Dame Global Adaptation Index Initiative*.
- 6 Nelson, D. R., Lemos, M. C., Eakin, H., and Lo, Y.-J. (2016). The limits of poverty reduction in support of climate
7 change adaptation. *Environmental Research Letters* 11, 94011. doi:10.1088/1748-9326/11/9/094011.
- 8 Neufeldt, H., Jahn, M., Campbell, B. M., Beddington, J. R., Declerck, F., Pinto, A. De, et al. (2013). Beyond climate-
9 smart agriculture: toward safe operating spaces for global food systems. *Agriculture and Food Security* 2, 1–6.
- 10 Neumann, B., Vafeidis, A. T., Zimmermann, J., and Nicholls, R. J. (2015). Future Coastal Population Growth and
11 Exposure to Sea-Level Rise and Coastal Flooding - A Global Assessment. *PLOS ONE* 10, e0118571.
12 doi:10.1371/journal.pone.0118571.
- 13 Newell, P., and Mulvaney, D. (2013). The political economy of the “just transition.” *Geographical Journal* 179, 132–
14 140. doi:10.1111/geoj.12008.
- 15 Newell, P., Phillips, J., Pueyo, A., Kirumba, E., Ozor, N. N., and Urama, K. (2014a). The Political Economy of Low
16 Carbon Energy in Kenya. Brighton, UK doi:10.1111/j.2040-0209.2014.00445.x.
- 17 Newell, P., Phillips, J., Pueyo, A., Kirumba, E., Ozor, N., and Urama, K. (2014b). The Political Economy of Low
18 Carbon Energy in Kenya. Brighton, UK doi:10.1111/j.2040-0209.2014.00445.x.
- 19 Newman, P., Beatley, T., and Boyer, Heather (2017). *Resilient Cities: Overcoming Fossil Fuel Dependence*. Second
20 Edi. Washington DC: Island Press.
- 21 Nguyen, L. D., Grote, U., and Sharma, R. (2017). Staying in the cities or returning home? An analysis of the rural-
22 urban migration behavior in Vietnam. *IZA Journal of Development and Migration* 7, 3. doi:10.1186/s40176-017-
23 0089-z.
- 24 Nguyen, M. T., Vink, S., Ziemski, M., and Barrett, D. J. (2014). Water and energy synergy and trade-off potentials in
25 mine water management. *Journal of Cleaner Production* 84, 629–638. doi:10.1016/j.jclepro.2014.01.063.
- 26 Nhamo, G. (2016). New Global Sustainable Development Agenda: A Focus on Africa. *Sustainable Development* 25,
27 227–241. doi:10.1002/sd.1648.
- 28 Niang, I., Ruppel, O. C., Abdrabo, M. A., Essel, A., Lennard, C., Padgham, J., et al. (2014). “Africa,” in *Climate*
29 *Change 2014: Impacts, Adaptation, and Vulnerability. Part B: Regional Aspects. Contribution of Working Group*
30 *II to the Fifth Assessment Report of the Intergovernmental Panel of Climate Change*, eds. V. R. Barros, C. B.
31 Field, D. J. Dokken, M. D. Mastrandrea, K. J. Mach, T. E. Bilir, et al. (Cambridge, UK and New York, NY, USA:
32 Cambridge University Press), 1199–1265.
- 33 Nicholls, R. J., Brown, S., Goodwin, P., Wahl, T., Lowe, J., Solan, M., et al. Stabilisation of global temperatures at
34 1.5°C and 2.0°C: implications for coastal areas. *Philosophical Transactions of the Royal Society A*.
- 35 Nicolosi, E., and Feola, G. (2016). Transition in place: Dynamics, possibilities, and constraints. *Geoforum* 76, 153–163.
36 doi:10.1016/j.geoforum.2016.09.017.
- 37 Nightingale, A. J. (2011). Bounding difference : Intersectionality and the material production of gender , caste , class
38 and environment in Nepal. *Geoforum* 42, 153–162. doi:10.1016/j.geoforum.2010.03.004.
- 39 Nilsson, M., Griggs, D., and Visback, M. (2016). Map the interactions between Sustainable Development Goals. *Nature*
40 534, 320–322. doi:10.1038/534320a.
- 41 Nkomwa, E. C., Joshua, M. K., Ngongondo, C., Monjerezi, M., and Chipungu, F. (2014). Assessing indigenous
42 knowledge systems and climate change adaptation strategies in agriculture: a case study of Chagaka Village,
43 Chikhwawa, Southern Malawi. *Physics and Chemistry of the Earth, Parts A/B/C* 67–69, 164–172.
44 doi:10.1016/j.pce.2013.10.002.
- 45 Noble, I., Huq, S., Anokhin, Y., Carmin, J., Goudou, D., Lansigan, F. P., et al. (2014). “Adaptation needs and options,”
46 in *Climate Change 2014: Impacts, Adaptation, and Vulnerability. Part A: Global and Sectoral Aspects.*
47 *Contribution of Working Group II to the Fifth Assessment Report of the Intergovernmental Panel on Climate*
48 *Change*, eds. C. B. Field, V. R. Barros, D. J. Dokken, K. J. Mach, M. D. Mastrandrea, T. E. Bilir, et al.
49 (Cambridge, UK and New York, NY, USA: Cambridge University Press), 659–708.
- 50 Normann, H. E. (2015). The role of politics in sustainable transitions: The rise and decline of offshore wind in Norway.
51 *Environmental Innovation and Societal Transitions* 15, 180–193. doi:10.1016/j.eist.2014.11.002.
- 52 North, P., and Longhurst, N. (2013). Grassroots localisation? The scalar potential of and limits of the “transition”
53 approach to climate change and resource constraint. *Urban Studies* 50, 1423–1438.
54 doi:10.1177/0042098013480966.
- 55 Northrop, E., Biru, H., Lima, S., Bouye, M., and Song, R. (2016). Examining the alignment between the intended
56 nationally determined contributions and sustainable development goals. Washington DC.
- 57 Nunan, F. (2017). *Making climate compatible development happen.* , ed. F. Nunan Abingdon, UK and New York, NY,
58 USA: Routledge.
- 59 Nunn, P., and Kumar, R. (2017). Understanding climate-human interactions in Small Island Developing States (SIDS):
60 Implications for future livelihood sustainability. *International Journal of Climate Change Strategies and*

- 1 *Management*, 1756–8692. doi:doi.org/10.1108/IJCCSM-01-2017-0012.
- 2 Nurse, L. A., McLean, R. F., Agard, J., Briguglio, L. P., Duvat-Magnan, V., Pelesikoti, N., et al. (2014). “Small
3 islands,” in *Climate Change 2014: Impacts, Adaptation, and Vulnerability. Part B: Regional Aspects.*
4 *Contribution of Working Group II to the Fifth Assessment Report of the Intergovernmental Panel of Climate*
5 *Change*, eds. V. R. Barros, C. B. Field, D. J. Dokken, M. D. Mastrandrea, K. J. Mach, T. E. Bilir, et al.
6 (Cambridge, UK and New York, NY, USA: Cambridge University Press), 1613–1654.
- 7 Nyantakyi-Frimpong, H., and Bezner-Kerr, R. (2015). The relative importance of climate change in the context of
8 multiple stressors in semi-arid Ghana. *Global Environmental Change* 32, 40–56.
9 doi:10.1016/j.gloenvcha.2015.03.003.
- 10 Nyholm, E., Puranik, S., Mata, É., Odenberger, M., and Johnsson, F. (2016). Demand response potential of electrical
11 space heating in Swedish single-family dwellings. *Building and Environment* 96, 270–282.
12 doi:10.1016/j.buildenv.2015.11.019.
- 13 O’Brien, K. (2016). “Climate change adaptation and social transformation,” in *International Encyclopedia of*
14 *Geography: People, the Earth, Environment and Technology* (John Wiley & Sons Ltd).
15 doi:10.1002/9781118786352.wbieg0987.
- 16 O’Brien, K., Eriksen, S., Inderberg, T. H., and Sygna, L. (2015). “Climate change and development: adaptation through
17 transformation,” in *Climate Change Adaptation and Development: Transforming Paradigms and Practices*, eds.
18 T. H. Inderberg, S. Eriksen, K. O’Brien, and L. Sygna (Abingdon, UK and New York, USA: Routledge).
- 19 O’Neill, B. C., Dalton, M., Fuchs, R., Jiang, L., Pachauri, S., and Zigova, K. (2010). Global demographic trends and
20 future carbon emissions. *Proceedings of the National Academy of Sciences of the United States of America* 107,
21 17521–6. doi:10.1073/pnas.1004581107.
- 22 O’Neill, B. C., Kriegler, E., Ebi, K. L., Kemp-Benedict, E., Riahi, K., Rothman, D. S., et al. (2017a). The roads ahead:
23 narratives for shared socioeconomic pathways describing world futures in the 21st century. *Global Environmental*
24 *Change* 42, 169–180. doi:10.1016/j.gloenvcha.2015.01.004.
- 25 O’Neill, B. C., Oppenheimer, M., Warren, R., Hallegatte, S., Kopp, R. E., Pörtner, H. O., et al. (2017b). IPCC reasons
26 for concern regarding climate change risks. *Nature Climate Change* 7, 28–37. doi:10.1038/nclimate3179.
- 27 O’Neill, B. C., Oppenheimer, M., Warren, R., Hallegatte, S., Kopp, R. E., Pörtner, H. O., et al. (2017c). IPCC reasons
28 for concern regarding climate change risks. *Nature Climate Change* 7. doi:10.1038/nclimate3179.
- 29 OECD (2011). Invention and transfer of environmental technologies.
- 30 OECD (2015). OECD Environmental Performance Reviews: Brazil 2015. Paris, France doi:10.1787/9789264240094-
31 en.
- 32 OECD (2016). Better Policies for Sustainable Development 2016: A New Framework for Policy Coherence. Paris,
33 France doi:10.1787/9789264256996-en.
- 34 OECD (2017). Investing in green growth. Paris.
- 35 Oei, P., and Mendelevitch, R. (2016). European scenarios of CO2 infrastructure investment until 2050. *The Energy*
36 *Journal* 37. doi:10.5547/01956574.37.SI3.poei.
- 37 Ojea, E. (2015). Challenges for mainstreaming Ecosystem-based Adaptation into the international climate agenda.
38 *Current Opinion in Environmental Sustainability* 14, 41–48. doi:10.1016/j.cosust.2015.03.006.
- 39 Okereke, C., and Coventry, P. (2016). Climate justice and the international regime: before, during, and after Paris.
40 *Wiley Interdisciplinary Reviews: Climate Change* 7, 834–851. doi:10.1002/wcc.419.
- 41 Okereke, C., and Dooley, K. (2010). Principles of justice in proposals and policy approaches to avoided deforestation:
42 Towards a post-Kyoto climate agreement. *Global Environmental Change* 20, 82–95.
43 doi:10.1016/j.gloenvcha.2009.08.004.
- 44 Olmstead, S. M. (2014). Climate change adaptation and water resource management: A review of the literature. *Energy*
45 *Economics* 46, 500–509. doi:10.1016/j.eneco.2013.09.005.
- 46 Olsson, L., Opondo, M., Tschakert, P., Agrawal, A., Eriksen, S. H., Ma, S., et al. (2014). “Livelihoods and Poverty,” in
47 *Climate Change 2014: Impacts, Adaptation and Vulnerability. Part A: Global and Sectoral Aspects. Contribution*
48 *of working Group II to the Fifth Assessment Report of the Intergovernmental Panel on Climate Change*, eds. C.
49 B. Field, V. R. Barros, D. J. Dokken, K. J. Mach, M. D. Mastrandrea, T. E. Bilir, et al. (Cambridge, UK and New
50 York, NY, USA.: Cambridge University Press), 793–832. doi:10.1017/CBO9781107415379.018.
- 51 Oosterhuis, F. H., and ten Brink, P. (2014). *Paying the polluter: environmentally harmful subsidies and their reform.*
52 Cheltenham, UK ; Northampton, MA, USA: Edward Elgar Publishing.
- 53 Oppenheimer, M., Campos, M., and Warren, R. (2014). “Emergent risks and key vulnerabilities,” in *Climate Change*
54 *2014: Impacts, Adaptation, and Vulnerability. Part A: Global and Sectoral Aspects. Contribution of Working*
55 *Group II to the Fifth Assessment Report of the Intergovernmental Panel on Climate Change* [Field, C.B., V.R.
56 Barros, D.J. Dokken, K.J., eds. C. B. Field, V. . Barros, D. J. Dokken, K. J. Mach, M. D. Mastrandrea, T. E. Bilir,
57 et al. (Cambridge, UK and New York, NY, USA: Cambridge University Press), 659–708.
- 58 Orlove, B., Roncoli, C., Kabugo, M., and Majugu, A. (2010). Indigenous climate knowledge in southern Uganda: the
59 multiple components of a dynamic regional system. *Climatic Change* 100, 243–265. doi:10.1007/s10584-009-
60 9586-2.

- 1 Oshiro, K., Kainuma, M., and Masui, T. (2016). Assessing decarbonization pathways and their implications for energy
2 security policies in Japan. *Climate Policy* 16, S63–S77. doi:10.1080/14693062.2016.1155042.
- 3 Ouyang, X., and Lin, B. (2014). Impacts of increasing renewable energy subsidies and phasing out fossil fuel subsidies
4 in China. *Renewable and Sustainable Energy Reviews* 37, 933–942. doi:10.1016/j.rser.2014.05.013.
- 5 Pachauri, S., Brew-Hammond, A., Barnes, D. F., Bouille, D. H., Gitonga, S., Modi, V., et al. (2012). “Energy Access
6 for Development,” in *Global Energy Assessment - Toward a Sustainable Future*, eds. T. B. Johansson, N.
7 Nakicenovic, A. Patwardhan, and L. Gomez-Echeverri (Cambridge University Press, Cambridge, UK and New
8 York, NY, USA and the International Institute for Applied Systems Analysis (IIASA), Laxenburg, Austria),
9 1401–1458.
- 10 Page, E. A., and Heyward, C. (2017). Compensating for Climate Change Loss and Damage. *Political Studies* 65, 356–
11 372. doi:10.1177/0032321716647401.
- 12 Pahnke, A. (2015). Institutionalizing economies of opposition: explaining and evaluating the success of the MST’s
13 cooperatives and agroecological repeasantization. *The Journal of Peasant Studies* 42, 1087–1107.
14 doi:10.1080/03066150.2014.991720.
- 15 Pal, J. S., and Eltahir, E. A. B. (2016). Future temperature in southwest Asia projected to exceed a threshold for human
16 adaptability. *Nature Climate Change* 18203, 1–4. doi:10.1038/nclimate2833.
- 17 Paprocki, K., and Huq, S. (2017). Shrimp and coastal adaptation: on the politics of climate justice. *Climate and
18 Development*.
- 19 Park, J., Hallegatte, S., Bangalore, M., and Sandhoefner, E. (2015). Households and heat stress estimating the
20 distributional consequences of climate change. Washington, DC, USA.
- 21 Parkinson, S., Krey, V., Huppmann, D., Kahil, T., McCollum, D., Fricko, O., et al. Quantifying interactions between
22 SDG 6 and a 1.5°C climate policy. submitted.
- 23 Parnell, S. (2017). Africa’s urban risk and resilience. *International Journal of Disaster Risk Reduction* 26, 1–6.
24 doi:10.1016/J.IJDRR.2017.09.050.
- 25 Patrozou, E. (2015). Our changing world: Impacts on health and infectious diseases. *Virulence* 6, 533–534.
26 doi:10.1080/21505594.2015.1062961.
- 27 Patterson, J., Schulz, K., Vervoort, J., van der Hel, S., Widerberg, O., Adler, C., et al. (2016). Exploring the governance
28 and politics of transformations towards sustainability. *Environmental Innovation and Societal Transitions*, 1–16.
29 doi:10.1016/j.eist.2016.09.001.
- 30 PBL (2012). Roads from Rio+20: Pathways to Achieve Global Sustainability Goals by 2050. The Hague, Netherlands:
31 PBL Netherlands Environmental Assessment Agency.
- 32 Pearce, R. (2016). Moving targets: Carbon pricing, energy markets, and social movements in Australia. *Environmental
33 Politics* 25, 1079–1101. doi:10.1080/09644016.2016.1196969.
- 34 Pecl, G. T., Araújo, M. B., Bell, J. D., Blanchard, J. L., Bonebrake, T. C., Chen, I.-C., et al. (2017). Biodiversity
35 redistribution under climate change: impacts on ecosystems and human well-being. *Science* 355, 1–7.
36 doi:10.1126/science.aai9214.
- 37 Pelling, M., Abeling, T., and Garschagen, M. (2016). Emergence and Transition in London’s Climate Change
38 Adaptation Pathways. *Journal of Extreme Events* 3, 1650012. doi:10.1142/S2345737616500123.
- 39 Pelling, M., O’Brien, K., and Matyas, D. (2015). Adaptation and transformation. *Climatic Change* 133, 113–127.
40 doi:10.1007/s10584-014-1303-0.
- 41 Petkova, E. P., Vink, J. K., Horton, R. M., Gasparrini, A., Bader, D. A., Francis, J. D., et al. (2017). Towards more
42 comprehensive projections of urban heat-related mortality: estimates for New York city under multiple
43 population, adaptation, and climate scenarios. *Environmental Health Perspectives* 125, 47–55.
44 doi:10.1289/EHP166.
- 45 Pfeiffer, A., Millar, R., Hepburn, C., and Beinhocker, E. (2016). The “2°C carbon stock” for electricity generation:
46 cumulative committed carbon emissions from the electricity generation sector and the transition to a green
47 economy. *Applied Energy* 179, 1395–1408. doi:10.1016/j.apenergy.2016.02.093.
- 48 Phillips, J., Newell, P., and Pueyo, A. (2017). “Triple wins? Prospects for pro-poor, low carbon, climate resilient energy
49 services in Kenya,” in *Making climate compatible development happen*, ed. F. Nunan (Abingdon, UK and New
50 York, NY, USA: Routledge), 114–129.
- 51 Pode, R. (2013). Financing LED solar home systems in developing countries. *Renewable and Sustainable Energy
52 Reviews* 25, 596–629. doi:10.1016/j.rser.2013.04.004.
- 53 Popp, A., Calvin, K., Fujimori, S., Havlik, P., Humpenöder, F., Stehfest, E., et al. (2017). Land-use futures in the shared
54 socio-economic pathways. *Global Environmental Change* 42, 331–345. doi:10.1016/j.gloenvcha.2016.10.002.
- 55 Popp, A., Rose, S. K., Calvin, K., Van Vuuren, D. P., Dietrich, J. P., Wise, M., et al. (2014). Land-use transition for
56 bioenergy and climate stabilization: Model comparison of drivers, impacts and interactions with other land use
57 based mitigation options. *Climatic Change* 123, 495–509. doi:10.1007/s10584-013-0926-x.
- 58 Pradhan, A., Chan, C., Roul, P. K., Halbrendt, J., and Sipes, B. (2018). Potential of conservation agriculture (CA) for
59 climate change adaptation and food security under rainfed uplands of India: a transdisciplinary approach (In
60 Press/Corrected Proof). *Agricultural Systems* in press. doi:10.1016/j.agsy.2017.01.002.

- 1 Preston, C. J. (2013). Ethics and geoengineering: reviewing the moral issues raised by solar radiation management and
2 carbon dioxide removal. *Wiley Interdisciplinary Reviews: Climate Change* 4, 23–37. doi:10.1002/wcc.198.
- 3 Preston, F., and Lehne, J. (2017). A wider circle? The circular economy in developing countries. London.
- 4 Pueyo, A., Gonzalez, F., Dent, C., and DeMartino, S. (2013). The Evidence of Benefits for Poor People of Increased
5 Renewable Electricity Capacity: Literature Review (Evidence Report 31). Institute of Development Studies.
- 6 PWGAD (2013). *Beyond Development: Alternative visions from Latin America*. , eds. M. Lang and D. Mokrani Rosa
7 Luxemburg Foundation, Quito, Ecuador and Transnational Institute, Amsterdam, Netherlands.
- 8 Pye-Smith, C. (2013). The Quiet Revolution: How Niger’s farmers are re-greening the croplands of the Sahel. Nairobi,
9 Kenya.
- 10 Pye, S., Watkiss, P., Savage, M., and Blyth, W. (2010). The Economics of Low Carbon, Climate Resilient Patterns of
11 Growth in Developing Countries: A Review of the Evidence Submission to DFID.
- 12 Quam, V. G. M., Rocklöv, J., Quam, M. B. M., and Lucas, R. A. I. (2017). Assessing Greenhouse Gas Emissions and
13 Health Co-Benefits : A Structured Review of Lifestyle-Related Climate Change Mitigation Strategies.
14 *International Journal of Environmental Research and Public Health*, 1–19. doi:10.3390/ijerph14050468.
- 15 Quan, J., Naess, L. O., Newsham, A., Siteo, A., and Fernandez, M. C. (2017). “Carbon forestry and climate compatible
16 development in Mozambique: a political economy analysis,” in *Making climate compatible development happen*,
17 ed. F. Nunan (Abingdon, UK and New York, NY, USA), 151–181.
- 18 Rai, N., and Fisher, S. (2017). *The political economy of low carbon resilient development: planning and
19 implementation*. Abingdon, UK and New York, NY, USA: Routledge.
- 20 Rao, N. D. (2014). International and intranational equity in sharing climate change mitigation burdens. *International
21 Environmental Agreements: Politics, Law and Economics* 14, 129–146. doi:10.1007/s10784-013-9212-7.
- 22 Rao, N. D., and Min, J. (2018). Is less global inequality good for climate change. *Wiley Interdisciplinary Reviews:
23 Climate Change* in press.
- 24 Rao, N. D., Riahi, K., and Grubler, A. (2014). Climate impacts of poverty eradication. *Nature Climate Change* 4,
25 doi:10.1038/nclimate2340.
- 26 Rao, N. D., van Ruijven, B. J., Bosetti, V., and Riahi, K. (2017). Improving poverty and inequality modeling in climate
27 research. *Nature Climate Change* 7, 857–862. doi:10.1038/s41558-017-0004-x.
- 28 Rao, S., Pachauri, S., Dentener, F., Kinney, P., Klimont, Z., Riahi, K., et al. (2013). Better air for better health: forging
29 synergies in policies for energy access, climate change and air pollution. *Global Environmental Change* 23,
30 1122–1130. doi:10.1016/j.gloenvcha.2013.05.003.
- 31 Rao, S., Zbigniew Klimont, Smith, S. J., Dingenen, R. Van, Dentener, F., Bouwman, L., et al. (2016). Future Air
32 Pollution in the Shared Socio-Economic Pathways. *Global Environmental Change* 42, 346–358.
33 doi:10.1016/j.gloenvcha.2016.05.012.
- 34 Rasch, R. (2017). Income Inequality and Urban Vulnerability to Flood Hazard in Brazil. *Social Science Quarterly* 98,
35 299–325. doi:10.1111/ssqu.12274.
- 36 Rasul, G., and Sharma, B. (2016a). The nexus approach to water–energy–food security: an option for adaptation to
37 climate change. *Climate Policy* 16. doi:10.1080/14693062.2015.1029865.
- 38 Rasul, G., and Sharma, B. (2016b). The nexus approach to water–energy–food security: an option for adaptation to
39 climate change. *Climate Policy* 16, 682–702. doi:10.1080/14693062.2015.1029865.
- 40 Ravikumar, A., Larson, A. M., Duchelle, A. E., Myers, R., and Tovar, J. G. (2015). Multilevel governance challenges in
41 transitioning towards a national approach for REDD+: evidence from 23 subnational REDD+ initiatives.
42 *International Journal of the Commons* 9, 909–931.
- 43 Raworth, K. (2012). A safe and just space for humanity: can we live within the doughnut? *Nature* 461, 1–26.
44 doi:10.5822/978-1-61091-458-1.
- 45 Raworth, K. (2017a). A Doughnut for the Anthropocene: humanity’s compass in the 21st century. *The Lancet Planetary
46 Health* 1, e48–e49. doi:10.1016/S2542-5196(17)30028-1.
- 47 Raworth, K. (2017b). *Doughnut economics: seven ways to think like a 21st-century economist*. White River Junction,
48 VT, USA: Chelsea Green Publishing.
- 49 Redclift, M., and Springett, D. (2015). *Routledge International Handbook of Sustainable Development*. , eds. M.
50 Redclift and D. Springett Abingdon, UK and New York, NY, USA: Routledge.
- 51 Reed, S. O., Friend, R., Jarvie, J., Henceroth, J., Thinphanga, P., Singh, D., et al. (2015). Resilience projects as
52 experiments: implementing climate change resilience in Asian cities. *Climate and Development* 7, 469–480.
53 doi:10.1080/17565529.2014.989190.
- 54 Regmi, B. R., and Star, C. (2015). Exploring the policy environment for mainstreaming community-based adaptation
55 (CBA) in Nepal. *International Journal of Climate Change Strategies and Management* 7, 423–441.
56 doi:10.1108/IJCCSM-04-2014-0050.
- 57 Reid, H. (2016). Ecosystem- and community-based adaptation: learning from community-based natural resource
58 management. *Climate and Development* 8, 4–9. doi:10.1080/17565529.2015.1034233.
- 59 Reid, H., and Huq, S. (2014). Mainstreaming community-based adaptation into national and local planning. *Climate
60 and Development* 6, 291–292. doi:10.1080/17565529.2014.973720.

- 1 Reij, C., and Winterbottom, R. (2015). Scaling up Regreening: Six Steps to Success. A Practical Approach to Forest
2 Landscape Restoration.
- 3 Ren, W., Xue, B., Geng, Y., Lu, C., Zhang, Y., Zhang, L., et al. (2016). Inter-city passenger transport in larger urban
4 agglomeration area: Emissions and health impacts. *Journal of Cleaner Production* 114, 412–419.
5 doi:10.1016/j.jclepro.2015.03.102.
- 6 Rentschler, J., and Bazilian, M. (2016). Reforming fossil fuel subsidies: drivers, barriers and the state of progress.
7 *Climate Policy*, 1–24. doi:10.1080/14693062.2016.1169393.
- 8 Republic of Vanuatu (2016). Vanuatu 2030: the people’s plan. Port Villa, Vanuatu.
- 9 Rescalvo, M., Lasa, M., D’Silva, N., Barrios, R., Sommaripa, L., Scholz, S., et al. (2013). “Low carbon city
10 development” (LCCD) as a strategy for sustainable cities: the case of Rio de Janeiro, Brazil. *International
11 Journal of Technology Management & Sustainable Development* 12, 261–280. doi:10.1386/tmsd.12.3.261_1.
- 12 Revi, A., Satterthwaite, D. E., Aragón-Durand, F., Corfee-Morlot, J., Kiunsi, R. B. R., Pelling, M., Roberts, D. C., et al.
13 (2014). “Urban areas.,” in *Climate Change 2014: Impacts, Adaptation, and Vulnerability. Part A: Global and
14 Sectoral Aspects. Contribution of Working Group II to the Fifth Assessment Report of the Intergovernmental
15 Panel on Climate Change*, eds. C. B. Field, V. R. Barros, D. J. Dokken, K. J. Mach, M. D. Mastrandrea, T. E.
16 Bilir, et al. (Cambridge, UK, and New York, NY, USA: Cambridge University Press), 535–612.
- 17 Reyer, C. P. O., Adams, S., Albrecht, T., Baarsch, F., Boit, A., Canales Trujillo, N., et al. (2017a). Climate change
18 impacts in Latin America and the Caribbean and their implications for development. *Regional Environmental
19 Change* 17, 1601–1621. doi:10.1007/s10113-015-0854-6.
- 20 Reyer, C. P. O., Rigaud, K. K., Fernandes, E., Hare, W., Serdeczny, O., and Schellnhuber, H. J. (2017b). Turn down the
21 heat: regional climate change impacts on development. *Regional Environmental Change* 17, 1563–1568.
22 doi:10.1007/s10113-017-1187-4.
- 23 Reyna, J. L., and Chester, M. V. (2017). Energy efficiency to reduce residential electricity and natural gas use under
24 climate change. *Nature Communications* 8, 1–12. doi:10.1038/ncomms14916.
- 25 Riahi, K., Dentener, F., Gielen, D., Grubler, A., Jewell, J., Klimont, Z., et al. (2012). “Energy Pathways for Sustainable
26 Development,” in *Global Energy Assessment - Toward a Sustainable Future*, eds. T. B. Johansson, N.
27 Nakicenovic, A. Patwardhan, and L. Gomez-Echeverri (Cambridge University Press, Cambridge, UK and New
28 York, NY, USA and the International Institute for Applied Systems Analysis (IIASA), Laxenburg, Austria),
29 1203–1306.
- 30 Riahi, K., Kriegler, E., Johnson, N., Bertram, C., den Elzen, M., Eom, J., et al. (2015). Locked into Copenhagen pledges
31 — Implications of short-term emission targets for the cost and feasibility of long-term climate goals.
32 *Technological Forecasting and Social Change* 90, 8–23. doi:10.1016/j.techfore.2013.09.016.
- 33 Riahi, K., van Vuuren, D. P., Kriegler, E., Edmonds, J., O’Neill, B. C., Fujimori, S., et al. (2017). The Shared
34 Socioeconomic Pathways and their energy, land use, and greenhouse gas emissions implications: an overview.
35 *Global Environmental Change* 42, 153–168. doi:10.1016/j.gloenvcha.2016.05.009.
- 36 Rickards, L., and Howden, S. M. (2012). Transformational adaptation: Agriculture and climate change. in *Crop and
37 Pasture Science*, 240–250. doi:10.1071/CP11172.
- 38 Rietig, K. (2013). Sustainable climate policy integration in the European Union. *Environmental Policy and Governance*
39 23, 297–310. doi:10.1002/eet.1616.
- 40 Roberts, E., Andrei, S., Huq, S., and Flint, L. (2015). Resilience synergies in the post-2015 development agenda.
41 *Nature Climate Change* 5, 1024–1025. doi:10.1038/nclimate2776.
- 42 Robinson, S., and Dornan, M. (2017). International financing for climate change adaptation in small island developing
43 states. *Regional Environmental Change*, 17, 1103–1115.
- 44 Robledo-Abad, C., Althaus, H.-J., Berndes, G., Bolwig, S., Corbera, E., Creutzig, F., et al. (2017). Bioenergy
45 production and sustainable development: science base for policymaking remains limited. *GCB Bioenergy* 9, 541–
46 556. doi:10.1111/gcbb.12338.
- 47 Rockström, J., Gaffney, O., Rogelj, J., Meinshausen, M., Nakicenovic, N., and Schellnhuber, H. J. (2017a). A roadmap
48 for rapid decarbonization. *Science* 355, 1269–1271.
- 49 Rockström, J., Steffen, W., Noone, K., Persson, Å., Chapin, F. S. I., Lambin, E., et al. (2009a). Planetary boundaries:
50 exploring the safe operating space for humanity. *Ecology and Society* 14, art32. doi:10.5751/ES-03180-140232.
- 51 Rockström, J., Steffen, W., Noone, K., Persson, Å., Chapin, F. S., Lambin, E. F., et al. (2009b). A safe operating space
52 for humanity. *Nature* 461, 472–475.
- 53 Rockström, J., Williams, J., Daily, G., Noble, A., Matthews, N., Gordon, L., et al. (2017b). Sustainable intensification
54 of agriculture for human prosperity and global sustainability. *Ambio* 46, 4–17. doi:10.1007/s13280-016-0793-6.
- 55 Rogelj, J., Alexander, P., Katherine V., C., Gunnar, L., Johannes, E., David, G., et al. Transition pathways towards
56 limiting climate change below 1.5°C (submitted). *Nature Clim. Change* submitted.
- 57 Rogelj, J., Luderer, G., Pietzcker, R. C., Kriegler, E., Schaeffer, M., Krey, V., et al. (2015). Energy system
58 transformations for limiting end-of-century warming to below 1.5 °C. *Nature Climate Change* 5, 519–527.
59 doi:10.1038/nclimate2572.
- 60 Roger, C., Hale, T., and Andonova, L. (2017). The comparative politics of transnational climate governance.

- 1 *International Interactions* 43, 1–25. doi:10.1080/03050629.2017.1252248.
- 2 Rose, S. K., Kriegler, E., Bibas, R., Calvin, K., Popp, A., Weyant, J., et al. (2014a). Bioenergy in energy transformation
3 and climate management. *Climatic Change* 123, 477–493. doi:10.1007/s10584-013-0965-3.
- 4 Rose, S. K., Kriegler, E., Bibas, R., Calvin, K., Popp, A., and Weyant, J. (2014b). Bioenergy in energy transformation
5 and climate management. *Climatic Change* 123, 477–493. doi:10.1007/s10584-013-0965-3.
- 6 Rosenbloom, D. (2017). Pathways: An emerging concept for the theory and governance of low-carbon transitions.
7 *Global Environmental Change* 43, 37–50. doi:10.1016/j.gloenvcha.2016.12.011.
- 8 Roser, D., Huggel, C., Ohndorf, M., and Wallimann-Helmer, I. (2015). Advancing the interdisciplinary dialogue on
9 climate justice. *Climatic Change* 133, 349–359. doi:10.1007/s10584-015-1556-2.
- 10 Roser, D., and Seidel, C. (2017). *Climate justice*. Abingdon, Oxon: Routledge.
- 11 Rouillard, J., Benson, D., and Gain, A. (2014). Evaluating IWRM implementation success: are water policies in
12 Bangladesh enhancing adaptive capacity to climate change impacts? *International journal of water* 30, 515–527.
- 13 Rourke, D. O., and Lollo, N. (2015). Transforming Consumption: From Decoupling, to Behavior Change, to System
14 Changes for Sustainable Consumption. *Annual Review of Environment and Resources* 40, 233–259.
15 doi:10.1146/annurev-enviro-102014-021224.
- 16 Roy, J., Ganguly, D., and Chakravarty, D. (2016). Low carbon green growth strategies and sustainable development for
17 mega cities: a case study of Kolkata. *Amity Journal of Economics* 1, 73–86.
- 18 Rozenberg, J., and Hallegatte, S. (2016). Modeling the Impacts of Climate Change on Future Vietnamese Households:
19 A Micro-Simulation Approach.
- 20 Rozenberg, J., Vogt-schilb, A., and Hallegatte, S. (2014). Transition to Clean Capital, Irreversible Investment and
21 Stranded Assets. World Bank.
- 22 Runhaar, H., Driessen, P., and Uittenbroek, C. (2014). Towards a Systematic Framework for the Analysis of
23 Environmental Policy Integration. *Environmental Policy and Governance* 24, 233–246. doi:10.1002/eet.1647.
- 24 Rutledge, D., Ausseil, A.-G., Baisden, T., Bodeker, G., Booker, D., Cameron, M., et al. (2017). Identifying feedbacks,
25 understanding cumulative impacts and recognising limits: a national integrated assessment. Synthesis report RA3.
26 Climate change Impacts and implications for New Zealand to 2100:
- 27 Sachs, J., Schmidt-Traub, G., Kroll, C., Durand-Delacre, D., and Teksoz, K. (2017). An SDG Index and Dashboards -
28 Global Report. New York, NY, USA.
- 29 Samii, C., Lisiecki, M., Kulkarni, P., and Chavis, L. (2014). Effects of Payment for Environmental Services (PES) on
30 Deforestation and Poverty in Low and Middle Income Countries: A Systematic Review. *Campbell Systematic*
31 *Reviews* 11, 95. doi:10.4073/csr.2014.11.
- 32 Samir, K. C. (2013). Community vulnerability to floods and landslides in Nepal. *Ecology and Society* 18.
33 doi:10.5751/ES-05095-180108.
- 34 Sánchez-Azofeifa, G. A., Pfaff, A., Robalino, J. A., and Boomhower, J. P. (2007). Costa Rica’s payment for
35 environmental services program: intention, implementation, and impact. *Conservation Biology* 21, 1165–1173.
36 doi:10.1111/j.1523-1739.2007.00751.x.
- 37 Sanchez, A., and Izzo, M. (2017). Micro hydropower: an alternative for climate change mitigation, adaptation, and
38 development of marginalized local communities in Hispaniola Island. *Climatic Change* 140, 79–87.
39 doi:10.1007/s10584-016-1865-0.
- 40 Sánchez, A., and Izzo, M. (2017). Micro hydropower: an alternative for climate change mitigation, adaptation, and
41 development of marginalized local communities in Hispaniola Island. *Climatic Change* 140, 79–87.
- 42 Santarius, T., Walnum, H. J., and Aall, C. (2016). *Rethinking climate and energy policies: new perspectives on the*
43 *rebound phenomenon*. , eds. T. Santarius, H. J. Walnum, and C. Aall Springer doi:10.1007/978-3-319-38807-6.
- 44 Santos, P., Bacelar-Nicolau, P., Pardal, M. A., Bacelar-Nicolau, L., and Azeiteiro, U. . (2016). “Assessing Student
45 Perceptions and Comprehension of Climate Change in Portuguese Higher Education Institutions in “Implementing
46 Climate Change Adaptation in Cities and Communities Integrating Strategies and Educational Approaches,” in
47 *Implementing Climate Change Adaptation in Cities and Communities Integrating Strategies and Educational*
48 *Approaches*.
- 49 Satterthwaite, D. (2016). Missing the Millennium Development Goal targets for water and sanitation in urban areas.
50 *Environment and Urbanization* 28, 99–118. doi:10.1177/0956247816628435.
- 51 Satterthwaite, D. (2017). Successful, safe and sustainable cities: towards a New Urban Agenda. *Commonwealth Journal*
52 *of Local Governance* 0, 3. doi:10.5130/cjlg.v0i19.5446.
- 53 Schader, C., Muller, A., Scialabba Nel, H., Hecht, J., Isensee, A., Erb, K. H., et al. (2015). Impacts of feeding less food-
54 competing feedstuffs to livestock on global food system sustainability. *Journal of the Royal Society Interface* 12,
55 20150891. doi:10.1098/rsif.2015.0891.
- 56 Schaeffer, M., Gohar, L., Kriegler, E., Lowe, J., Riahi, K., and van Vuuren, D. (2015a). Mid- and long-term climate
57 projections for fragmented and delayed-action scenarios. *Technological Forecasting and Social Change* 90, 257–
58 268. doi:10.1016/j.techfore.2013.09.013.
- 59 Schaeffer, M., Rogelj, J., Roming, N., Sferra, F., Hare, B., and Serdeczny, O. (2015b). Feasibility of limiting warming
60 to 1.5 and 2°C. Berlin, Germany.

- 1 Schandl, H., Hatfield-Dodds, S., Wiedmann, T., Geschke, A., Cai, Y., West, J., et al. (2016). Decoupling global
2 environmental pressure and economic growth: scenarios for energy use, materials use and carbon emissions.
3 *Journal of Cleaner Production* 132, 45–56. doi:10.1016/j.jclepro.2015.06.100.
- 4 Schipper, L. E., Le Masson, V., Langston, L., Kratzer, S., Sogani, R., Nyukuri, E., et al. (2017). “Closing the
5 knowledge gaps on gender and climate change CCD,” in *Making climate compatible development happen*
6 *development happen*, ed. F. Nunan (Abingdon, UK and New York, NY, USA: Routledge), 44–65.
- 7 Schleussner, C.-F., Rogelj, J., Schaeffer, M., Lissner, T., Licker, R., Fischer, E. M., et al. (2016). Science and policy
8 characteristics of the Paris Agreement temperature goal. 6, 827.
- 9 Schlosberg, D., and Collins, L. B. (2014). From environmental to climate justice: climate change and the discourse of
10 environmental justice. *Wiley Interdisciplinary Reviews: Climate Change* 5, 359–374. doi:10.1002/wcc.275.
- 11 Schlosberg, D., Collins, L. B., and Niemeyer, S. (2017). Adaptation policy and community discourse: risk,
12 vulnerability, and just transformation. *Environmental Politics* 26, 1–25. doi:10.1080/09644016.2017.1287628.
- 13 Schmoker, M. (2011). *Measuring What Matters: National Statistician’s reflections on the National Debate on*
14 *Measuring National Well-being*. London.
- 15 Schneider, F., Kallis, G., and Martinez-Alier, J. (2010). Crisis or opportunity? Economic degrowth for social equity and
16 ecological sustainability. Introduction to this special issue. *Journal of Cleaner Production* 18, 511–518.
17 doi:10.1016/j.jclepro.2010.01.014.
- 18 Schoeman, J., Allan, C., and Finlayson, C. M. (2014). A new paradigm for water? A comparative review of integrated,
19 adaptive and ecosystem-based water management in the Anthropocene. *International Journal of Water Resources*
20 *Development* 627, 1–14. doi:10.1080/07900627.2014.907087.
- 21 Schroeder, H., and McDermott, C. (2014). Beyond carbon: Enabling justice and equity in REDD+ across levels of
22 governance. *Ecology and Society* 19, 2–4. doi:10.5751/ES-06537-190131.
- 23 Schwarzer, H., Van Panhuys, C., and Diekmann, K. (2016). *Protecting people and the environment: lessons learnt from*
24 *Brazil’s Bolsa Verde, China, Costa Rica, Ecuador, Mexico, South Africa and 56 other experiences*. Geneva,
25 Switzerland.
- 26 Scoones, I., Edelman, M., Borrás, S. M., Hall, R., Wolford, W., and White, B. (2017a). Emancipatory rural politics:
27 confronting authoritarian populism. *The Journal of Peasant Studies* 6150, 1–20.
28 doi:10.1080/03066150.2017.1339693.
- 29 Scoones, I., Whitfield, S., Sumberg, J., Thompson, J., Brooks, S., Van Zwanenberg, P., et al. (2017b). *Pathways to*
30 *Sustainable Agriculture*. Routledge.
- 31 Scott, F. L., Jones, C. R., and Webb, T. L. (2014). What do people living in deprived communities in the UK think
32 about household energy efficiency interventions?? *Energy Policy* 66, 335–349. doi:10.1016/j.enpol.2013.10.084.
- 33 Sealey-Huggins, L. (2017). “1.5°C to stay alive”: climate change, imperialism and justice for the Caribbean. *Third*
34 *World Quarterly* 6597, 1–20. doi:10.1080/01436597.2017.1368013.
- 35 Serdeczny, O. M., Bauer, S., and Huq, S. (2017). Non-economic losses from climate change: opportunities for policy-
36 oriented research. *Climate and Development*, 1–5. doi:10.1080/17565529.2017.1372268.
- 37 Serrao-Neumann, S., Crick, F., Harman, B., Sano, M., Sahin, O., van Staden, R., et al. (2014). Improving cross-sectoral
38 climate change adaptation for coastal settlements: Insights from South East Queensland, Australia. *Regional*
39 *Environmental Change* 14, 489–500. doi:10.1007/s10113-013-0442-6.
- 40 Seto, K. C., Davis, S. J., Mitchell, R. B., Stokes, E. C., Unruh, G., and Ürge-Vorsatz, D. (2016). Carbon Lock-In:
41 Types, Causes, and Policy Implications. *Annual Review of Environment and Resources* 41, 425–452.
42 doi:10.1146/annurev-enviro-110615-085934.
- 43 Seto, K., Dhakal, S., Bigio, A., Blanco, H., Delgado, G., Dewar, D., et al. (2014). “Human settlements, infrastructure
44 and spatial planning,” in *Climate Change 2014: Mitigation of Climate Change Contribution of Working Group III*
45 *to the Fifth Assessment Report of the Intergovernmental Panel on Climate Change*, eds. O. Edenhofer and T. Z.
46 and J. C. M. R Pichs-Madruga, Y Sokona, E Farahani, S Kadner, K Seyboth, A Adler, I Baum, S Brunner, P
47 Eickemeier, B Kriemann, J Savolainen, S Schlömer, C von Stechow (Cambridge, United Kingdom and New
48 York, NY, USA: Cambridge University Press).
- 49 Shackleton, S., Ziervogel, G., Sallu, S., Gill, T., and Tschakert, P. (2015a). Why is socially-just climate change
50 adaptation in sub-Saharan Africa so challenging? A review of barriers identified from empirical cases. 6.
51 doi:10.1002/wcc.335.
- 52 Shackleton, S., Ziervogel, G., Sallu, S., Gill, T., and Tschakert, P. (2015b). Why is socially-just climate change
53 adaptation in sub-Saharan Africa so challenging? A review of barriers identified from empirical cases. *Wiley*
54 *Interdisciplinary Reviews: Climate Change* 6, 321–344. doi:10.1002/wcc.335.
- 55 Shaffrey, L. C., Stevens, I., Norton, W. A., Roberts, M. J., Vidale, P. L., Harle, J. D., et al. (2009). U.K. HiGEM: the
56 new U.K. high-resolution global environment model - model description and basic evaluation. *Journal of Climate*
57 22, 1861–1896. doi:10.1175/2008JCLI2508.1.
- 58 Sharma, U., Patwardhan, A., and Patt, A. G. (2013). Education as a determinant of response to cyclone warnings:
59 evidence from coastal zones in India. *Ecology and Society* 18. doi:10.5751/ES-05439-180218.
- 60 Sharpe, R. A., Thornton, C. R., Nikolaou, V., and Osborne, N. J. (2015). Higher energy efficient homes are associated

- 1 with increased risk of doctor diagnosed asthma in a UK subpopulation. *Environment International* 75, 234–244.
2 doi:10.1016/j.envint.2014.11.017.
- 3 Shaw, A., Burch, S., Kristensen, F., Robinson, J., and Dale, A. (2014a). Accelerating the sustainability transition:
4 exploring synergies between adaptation and mitigation in British Columbian communities. *Global Environmental*
5 *Change* 25, 41–51. doi:10.1016/j.gloenvcha.2014.01.002.
- 6 Shaw, C., Hales, S., Howden-Chapman, P., and Edwards, R. (2014b). Health co-benefits of climate change mitigation
7 policies in the transport sector. *Nature Clim. Change* 4, 427–433. doi:10.1038/nclimate2247.
- 8 Shen, H., Tao, S., Chen, Y., Ciais, P., Güneralp, B., Ru, M., et al. (2017). Urbanization-induced population migration
9 has reduced ambient PM 2.5 concentrations in China. *Science Advances* 3, e1700300.
10 doi:10.1126/sciadv.1700300.
- 11 Sheng, P., and Lu, D. (2015). Low-carbon development and carbon reduction in China. *Climate and Development* 8,
12 472–479. doi:10.1080/17565529.2015.1064812.
- 13 Shi, Y., Liu, J., Shi, H., Li, H., and Li, Q. (2017). The ecosystem service value as a new eco-efficiency indicator for
14 industrial parks. *Journal of Cleaner Production* 164, 597–605. doi:10.1016/j.jclepro.2017.06.187.
- 15 Shue, H. (2014a). *Climate justice: vulnerability and protection*. Oxford UK: Oxford University Press.
- 16 Shue, H. (2014b). *Climate Justice: Vulnerability and Protection*. Oxford University Press.
- 17 Shue, H. (2017). Responsible for what? Carbon producer CO2 contributions and the energy transition. *Climatic*
18 *Change*, 1–6. doi:10.1007/s10584-017-2042-9.
- 19 Shukla, P., Dhar, S., Pathak, M., Mahadevi, D., and Garg, A. (2015). Pathways to deep decarbonization in India.
- 20 Shukla, P. R., and Chaturvedi, V. (2013). Sustainable energy transformations in India under climate policy. *Sustainable*
21 *Development* 21, 48–59. doi:10.1002/sd.516.
- 22 Shultz, J., Cohen, M., Hermosilla, S., Espinel, Z., and Maclean, A. (2016). Disaster risk reduction and sustainable
23 development for small island developing states. *Disaster Health* 3, 32–44. doi:10.1080/21665044.2016.1173443.
- 24 Shuxin, W., Genxu, W., and Yiping, F. (2016). Factors Influencing the Energy Efficiency of Tourism Transport in
25 China. 7, 246–253. doi:10.5814/j.issn.1674-764x.2016.04.002.
- 26 Siagian, U. W. R., Dewi, R. G., Boer, R., Hendrawan, I., Yuwono, B. B., and Ginting, G. E. (2016). Pathways to deep
27 decarbonizing agriculture, forest and other land uses sector in Indonesia.
- 28 Sietz, D., and Feola, G. (2016). Resilience in the rural Andes: critical dynamics, constraints and emerging opportunities.
29 *Regional Environmental Change* 16, 2163–2169. doi:10.1007/s10113-016-1053-9.
- 30 Sietz, D., and Van Dijk, H. (2015). Land-based adaptation to global change: What drives soil and water conservation in
31 western Africa? *Global Environmental Change* 33, 131–141. doi:10.1016/j.gloenvcha.2015.05.001.
- 32 Simonet, C., and Jobbins, G. (2016). Understanding patterns of climate-resilient development - the case of Senegal.
33 London, UK.
- 34 Sinclair, F. L. (2016). “Systems science at the scale of impact: reconciling bottom-up participation with the production
35 of widely applicable research outputs,” in *Sustainable Intensification in Smallholder Agriculture: An Integrated*
36 *Systems Research Approach*, ed. W. B. and K. A.-K. I. Oborn, B. Vanlauwe, M. Phillips, R. Thomas (London,
37 UK: Earthscan), 43–57.
- 38 Singh, A., Syal, M., Grady, S. C., and Korkmaz, S. (2010). Effects of green buildings on employee health and
39 productivity. *American Journal of Public Health* 100, 1665–1668. doi:10.2105/AJPH.2009.180687.
- 40 Singh, C., Daron, J., Bazaz, A., Ziervogel, G., Spear, D., Krishnaswamy, J., et al. (2017a). The utility of weather and
41 climate information for adaptation decision-making: current uses and future prospects in Africa and India.
42 *Climate and Development*, 1–17. doi:10.1080/17565529.2017.1318744.
- 43 Singh, G. G., Cisneros-montemayor, A. M., Swartz, W., Cheung, W., Guy, J. A., Mcowen, C. J., et al. (2017b). A rapid
44 assessment of co-benefits and trade-offs among Sustainable Development Goals. *Marine Policy* in press.
45 doi:10.1016/j.marpol.2017.05.030.
- 46 Skeie, R. B., Fuglestedt, J., Berntsen, T., Peters, G. P., Andrew, R., Allen, M., et al. (2017). Perspective has a strong
47 effect on the calculation of historical contributions to global warming. *Environmental Research Letters* 12.
48 doi:10.1088/1748-9326/aa5b0a.
- 49 Slegers, M. F. W. (2008). “If only it would rain”: Farmers’ perceptions of rainfall and drought in semi-arid central
50 Tanzania. *Journal of Arid Environments* 72, 2106–2123. doi:10.1016/j.jaridenv.2008.06.011.
- 51 Smith, K. R., Jerrett, M., Anderson, H. R., Burnett, R. T., Stone, V., Derwent, R., et al. (2009). Public health benefits of
52 strategies to reduce greenhouse-gas emissions: health implications of short-lived greenhouse pollutants. *The*
53 *Lancet* 374, 2091–2103. doi:http://dx.doi.org/10.1016/S0140-6736(09)61716-5.
- 54 Smith, K. R., and Sagar, A. (2014). Making the clean available: Escaping India’s Chulha Trap. *Energy Policy* 75, 410–
55 414. doi:10.1016/j.enpol.2014.09.024.
- 56 Smith, K. R., Woodward, A., Campbell-Lendrum, D., Chadee, D. D., Honda, Y., Liu, Q., et al. (2014a). “Human
57 health: impacts, adaptation, and co-benefits,” in *Climate Change 2014: Impacts, Adaptation, and Vulnerability.*
58 *Part A: Global and Sectoral Aspects. Contribution of Working Group II to the Fifth Assessment Report of the*
59 *Intergovernmental Panel of Climate Change*, eds. C. B. Field, V. R. Barros, D. J. Dokken, K. J. Mach, M. D.
60 Mastrandrea, T. E. Bilir, et al. (Cambridge, UK and New York, NY, USA: Cambridge University Press), 709–

- 1 754.
- 2 Smith, P. (2013). Delivering food security without increasing pressure on land. *Global Food Security* 2, 18–23.
- 3 doi:10.1016/j.gfs.2012.11.008.
- 4 Smith, P., Bustamante, M., Ahammad, H., Clark, H., Dong, H., Elsiddig, E. A., et al. (2014b). “Agriculture, Forestry
- 5 and Other Land Use (AFOLU),” in *Climate Change 2014: Mitigation of Climate Change. Contribution of*
- 6 *Working Group III to the Fifth Assessment Report of the Intergovernmental Panel on Climate Change*, eds. O.
- 7 Edenhofer, R. Pichs-Madruga, Y. Sokona, E. Farahani, S. Kadner, K. Seyboth, et al. (Cambridge, UK and New
- 8 York, NY, USA.: Cambridge University Press), 811–922.
- 9 Smith, P., Davis, S. J., Creutzig, F., Fuss, S., Minx, J., Gabrielle, B., et al. (2016). Biophysical and economic limits to
- 10 negative CO2 emissions. *Nature Clim. Change* 6, 42–50.
- 11 doi:10.1038/nclimate2870\rhttp://www.nature.com/nclimate/journal/v6/n1/abs/nclimate2870.html#supplementary
- 12 -information.
- 13 Smith, P., Haberl, H., Popp, A., Erb, K. H., Lauk, C., Harper, R., et al. (2013a). How much land-based greenhouse gas
- 14 mitigation can be achieved without compromising food security and environmental goals? *Glob Chang Biol* 19,
- 15 2285–2302. doi:10.1111/gcb.12160.
- 16 Smith, T. F., Thomsen, D. C., Gould, S., Schmitt, K., and Schlegel, B. (2013b). Cumulative pressures on sustainable
- 17 livelihoods: Coastal adaptation in the mekong delta. *Sustainability (Switzerland)* 5, 228–241.
- 18 doi:10.3390/su5010228.
- 19 Smucker, T. A., Wisner, B., Mascarenhas, A., Munishi, P., Wangui, E. E., Sinha, G., et al. (2015). Differentiated
- 20 livelihoods, local institutions, and the adaptation imperative: Assessing climate change adaptation policy in
- 21 Tanzania. *Geoforum* 59, 39–50. doi:10.1016/j.geoforum.2014.11.018.
- 22 Somorin, O. A., Visseren-Hamakers, I. J., Arts, B., Tiani, A. M., and Sonwa, D. J. (2015). Integration through
- 23 interaction? Synergy between adaptation and mitigation (REDD+) in Cameroon. *Environment and Planning C:*
- 24 *Government and Policy* 34, 415–432. doi:10.1177/0263774X16645341.
- 25 Song, Y., Cervarich, M., Jain, A. K., Kheshgi, H. S., Landuyt, W., and Cai, X. (2016). The Interplay Between
- 26 Bioenergy Grass Production and Water Resources in the United States of America. *Environmental science &*
- 27 *technology* 50, 3010–3019.
- 28 Sonwa, D. J., Amadou, D., Mzouri, E.-H. El, Amos, M., T, F., and Mugabe, N. O. (2017). Drivers of climate risk in
- 29 African agriculture. *Climate and Development* 9, 383–398.
- 30 Sosa-Rodriguez, F. S. (2014). From federal to city mitigation and adaptation: climate change policy in Mexico City.
- 31 *Mitigation and Adaptation Strategies for Global Change* 19, 969–996. doi:10.1007/s11027-013-9455-1.
- 32 Southern Voices (2016). Putting principles into practice: civil society experiences from across the world of using the
- 33 Joint Principles for Adaptation.
- 34 Sovacool, B. (2012). Deploying off-grid technology to Eradicate Energy Poverty. *Science*, 2–4.
- 35 doi:10.1126/science.1222307.
- 36 Sovacool, B. K., and Drupady, I. (2012). *Energy Access, Poverty, and Development: The Governance of Small-Scale*
- 37 *Renewable Energy in Developing Asia*. Abingdon, UK and New York, NY, USA: Routledge.
- 38 Sovacool, B. K., Linnér, B.-O., and Goodsite, M. E. (2015). The political economy of climate adaptation. *Nature*
- 39 *Climate Change* 5, 616–618. doi:10.1038/nclimate2665.
- 40 Sovacool, B. K., Linner, B. O., and Klein, R. J. T. (2017a). Climate change adaptation and the Least Developed
- 41 Countries Fund (LDCF): qualitative insights from policy implementation in the Asia-Pacific. *Climatic Change*
- 42 140, 209–226. doi:10.1007/s10584-016-1839-2.
- 43 Sovacool, B. K., Tan Mullins, M., Ockwell, D., and Newell, P. (2017b). Political economy, poverty, and polycentrism
- 44 in the Global Environment Facility’s Least Developed Countries Fund (LDCF) for Climate Change Adaptation.
- 45 *Third World Quarterly* 6597, 1–23. doi:10.1080/01436597.2017.1282816.
- 46 Speranza, C. I., Wiesmann, U., and Rist, S. (2014). An indicator framework for assessing livelihood resilience in the
- 47 context of social-ecological dynamics. *Global Environmental Change* 28, 109–119.
- 48 doi:10.1016/j.gloenvcha.2014.06.005.
- 49 Staggenborg, S., and Ogrodnik, C. (2015). New environmentalism and Transition Pittsburgh. *Environmental Politics*
- 50 24, 723–741. doi:10.1080/09644016.2015.1027059.
- 51 Stavins, R., Zou, J., Brewer, T., Conte Grand, M., den Elzen, M., Finus, M., et al. (2014). “International Cooperation:
- 52 Agreements and Instruments,” in *Climate Change 2014: Mitigation of Climate Change. Contribution of Working*
- 53 *Group III to the Fifth Assessment Report of the Intergovernmental Panel on Climate Change*, ed. T. Z. and J. C.
- 54 M. Edenhofer, O., R. Pichs-Madruga, Y. Sokona, E. Farahani, S. Kadner, K. Seyboth, A. Adler, I. Baum, S.
- 55 Brunner, P. Eickemeier, B. Kriemann, J. Savolainen, S. Schlömer, C. von Stechow (Cambridge, United Kingdom
- 56 and New York, NY, USA.: Cambridge University Press).
- 57 Steering Committee on Partnerships for SIDS and UNDESA (2016). Partnerships for small island developing states,
- 58 Samoa.
- 59 Steffen, W., Richardson, K., Rockström, J., Cornell, S., Fetzer, I., Bennett, E., et al. (2015). Planetary boundaries:
- 60 guiding human development on a changing planet. *Science* 348, 1217. doi:10.1126/science.aaa9629.

- 1 Stern, N. (2015). Growth, climate and collaboration: towards agreement in Paris 2015.
- 2 Stern, P. C., Sovacool, B. K., and Dietz, T. (2016). Towards a science of climate and energy choices. *Nature Climate*
- 3 *Change* 6, 547–555.
- 4 Sterrett, C. (2015a). Final evaluation of the Vanuatu NGO Climate Change Adaptation Program.
- 5 Sterrett, C. L. (2015b). Final evaluation of the Vanuatu NGO Climate Change Adaptation Program.
- 6 Stevens, C., Winterbottom, R., Springer, J., and Reytar, K. (2014). Securing rights, combating climate change: how
- 7 strengthening community forests rights mitigates climate change. Washington DC, USA.
- 8 Stewart, R. J., Wollheim, W. M., Miara, A., Vörösmarty, C. J., Fekete, B., Lammers, R. B., et al. (2013). Horizontal
- 9 cooling towers: riverine ecosystem services and the fate of thermoelectric heat in the contemporary Northeast US.
- 10 *Environmental Research Letters* 8, 25010.
- 11 Stirling, A. (2014). Emancipating Transformations: From controlling “the transition” to culturing plural radical
- 12 progress. Brighton, UK.
- 13 Striessnig, E., and Loichinger, E. (2015). Future differential vulnerability to natural disasters by level of education.
- 14 *Vienna Yearbook of Population Research* 13, 221–240.
- 15 Striessnig, E., Lutz, W., and Patt, A. G. (2013). Effects of educational attainment on climate risk vulnerability. *Ecology*
- 16 *and Society* 18. doi:10.5751/ES-05252-180116.
- 17 Stringer, L. C., Dougill, A. J., Dyer, J. C., Vincent, K., Fritzsche, F., Leventon, J., et al. (2014). Advancing climate
- 18 compatible development: Lessons from southern Africa. *Regional Environmental Change* 14, 713–725.
- 19 doi:10.1007/s10113-013-0533-4.
- 20 Stringer, L. C., Dougill, A. J., Mkwambisi, D., Dyer, J., F, K., and Mngoli, M. (2012). Challenges and opportunities for
- 21 carbon management in Malawi and Zambia. *Carbon Management* 3, 159–173.
- 22 Stringer, L. C., Sallu, S. , Dougill, A. J., Wood, B. T., and Ficklin, L. (2017). “Reconsidering climate compatible
- 23 development as a new development landscape in southern Africa,” in *Making climate compatible development*
- 24 *happen*, ed. F. Nunan (Abingdon, UK and New York, NY, USA: Routledge), 22–43.
- 25 Subramanyam, V., Kumar, A., Talaei, A., and Mondal, M. A. H. (2017). Energy efficiency improvement opportunities
- 26 and associated greenhouse gas abatement costs for the residential sector. *Energy* 118, 795–807.
- 27 doi:10.1016/j.energy.2016.10.115.
- 28 Suckall, N., Fraser, E., and Forster, P. (2017). Reduced migration under climate change: evidence from Malawi using
- 29 an aspirations and capabilities framework. *Climate and Development* 9, 298–312.
- 30 doi:10.1080/17565529.2016.1149441.
- 31 Suckall, N., Stringer, L. C., and Tompkins, E. L. (2014a). Presenting triple-wins? Assessing projects that deliver
- 32 adaptation, mitigation and development co-benefits in rural Sub-Saharan Africa. *Ambio* 44, 34–41.
- 33 doi:10.1007/s13280-014-0520-0.
- 34 Suckall, N., Stringer, L. C., and Tompkins, E. L. (2015). Presenting triple-wins? Assessing projects that deliver
- 35 adaptation, mitigation and development co-benefits in rural Sub-Saharan Africa. *Ambio* 44, 34–41.
- 36 doi:10.1007/s13280-014-0520-0.
- 37 Suckall, N., Tompkins, E., and Stringer, L. (2014b). Identifying trade-offs between adaptation, mitigation and
- 38 development in community responses to climate and socio-economic stresses: Evidence from Zanzibar, Tanzania.
- 39 *Applied Geography* 46, 111–121. doi:10.1016/j.apgeog.2013.11.005.
- 40 Sudarshan, A., Somanathan, E., Somanathan, R., and Tewari, M. (2015). The Impact of temperature on productivity and
- 41 labor supply: evidence from Indian manufacturing. Delhi, India.
- 42 Sugar, L., Kennedy, C., and Hoornweg, D. (2013). Synergies between climate change adaptation and mitigation in
- 43 development: case studies of Amman, Jakarta, and Dar es Salaam. *International Journal of Climate Change*
- 44 *Strategies and Management* 5, 95–111.
- 45 Sundseth, K., Lopez-Aparicio, S., and Sundvor, I. (2015). Bioethanol vehicle transport in Oslo as climate policy: what
- 46 are the social economic costs resulting from acetaldehyde pollution effects? *Journal of Cleaner Production* 108,
- 47 1157–1167. doi:10.1016/j.jclepro.2015.06.048.
- 48 Sutcliffe, C., Dougill, A. J., and Quinn, C. H. (2016). Evidence and perceptions of rainfall change in Malawi: do maize
- 49 cultivar choices enhance climate change adaptation in sub-Saharan Africa? *Regional Environmental Change* 16,
- 50 1215–1224. doi:10.1007/s10113-015-0842-x.
- 51 Szabo, S., Matthews, Z., Renaud, F. G., Sebesvári, Z., Hossain, M. S., Foufoula-Georgiou, E., et al. (2015). Sustainable
- 52 Development Goals Offer New Opportunities for Tropical Delta Regions. *Environment* 57, 16–23.
- 53 doi:10.1080/00139157.2015.1048142.
- 54 Tàbara, J. D., St. Clair, A. L., and Hermansen, E. A. T. (2017a). Transforming communication and knowledge
- 55 production processes to address high-end climate change. *Environmental Science & Policy* 70, 31–37.
- 56 doi:10.1016/J.ENVSCI.2017.01.004.
- 57 Tàbara, J. D., St. Clair, A. L., and Hermansen, E. A. T. (2017b). Transforming communication and knowledge
- 58 production processes to address high-end climate change. *Environmental Science and Policy* 70, 31–37.
- 59 doi:10.1016/j.envsci.2017.01.004.
- 60 Tanner, T., Mensah, A., Lawson, E. T., Gordon, C., Godfrey-Wood, R., and Cannon, T. (2017). “Political economy of

- 1 climate compatible development: artisanal fisheries and climate change in Ghana,” in *Making climate compatible*
 2 *development happen*, ed. F. Nunan (Abingdon, UK and New York, NY, USA: Routledge), 223–241.
 3 doi:10.1111/j.2040-0209.2014.00446.x.
- 4 Tapsell, S. M., Penning-Rowsell, E., Tunstall, S., and Wilson, T. (2002). Vulnerability to flooding: health and social
 5 dimensions. *Phil. Trans. R. Soc. Lond. A* 360, 1511–1525.
- 6 Taylor, M. (2017a). Climate-smart agriculture: what is it good for? *Journal of Peasant Studies* 0, 1–19.
 7 doi:10.1080/03066150.2017.1312355.
- 8 Taylor, M. (2017b). Climate-smart agriculture: what is it good for? *The Journal of Peasant Studies*, 1–19.
 9 doi:10.1080/03066150.2017.1312355.
- 10 Taylor Aiken, G. (2015). (Local-) community for global challenges: carbon conversations, transition towns and
 11 governmental elisions. *Local Environment* 20, 764–781. doi:10.1080/13549839.2013.870142.
- 12 Taylor Aiken, G. (2016). Prosaic state governance of community low carbon transitions. *Political Geography* 55, 20–
 13 29. doi:10.1016/j.polgeo.2016.04.002.
- 14 Taylor Aiken, G., Middlemiss, L., Sallu, S., and Hauxwell-Baldwin, R. (2017). Researching climate change and
 15 community in neoliberal contexts: an emerging critical approach. *Wiley Interdisciplinary Reviews: Climate*
 16 *Change* 8, n/a-n/a. doi:10.1002/wcc.463.
- 17 Teferi, Z. Improvement of slums in Addis Ababa: Moving towards community-sensitive distributed infrastructure?
 18 *Environment and Urbanization* submitted.
- 19 Tengö, M., Brondizio, E. S., Elmqvist, T., Malmer, P., and Spierenburg, M. (2014). Connecting diverse knowledge
 20 systems for enhanced ecosystem governance: The multiple evidence base approach. *Ambio* 43, 579–591.
 21 doi:10.1007/s13280-014-0501-3.
- 22 Terpstra, P., Peterson Carvalho, A., and Wilkinson, E. (2015). From Tracking to Action: Promoting Social
 23 Accountability in Adaptation Finance. Oxfam and World Resource Institute.
- 24 Thompson-Hall, M., Carr, E. R., and Pascual, U. (2016). Enhancing and expanding intersectional research for climate
 25 change adaptation in agrarian settings. *Ambio* 45, 373–382. doi:10.1007/s13280-016-0827-0.
- 26 Thorne, J. H., Santos, M. J., Bjorkman, J., Soong, O., Ikegami, M., Seo, C., et al. (2017). Does infill outperform
 27 climate-adaptive growth policies in meeting sustainable urbanization goals? A scenario-based study in California,
 28 USA. *Landscape and Urban Planning* 157, 483–492. doi:10.1016/j.landurbplan.2016.08.013.
- 29 Thornton, T. F., and Comberti, C. (2017). Synergies and trade-offs between adaptation, mitigation and development.
 30 *Climatic Change*, 1–14. doi:10.1007/s10584-013-0884-3.
- 31 Thorp, T. M. (2014). *Climate justice: a voice for the future*. New York: Palgrave Macmillan.
- 32 Thurston, G. D. (2013). Mitigation policy - Health co-benefits. *Nature Climate Change* 3, 863–864.
 33 doi:10.1038/nclimate2013.
- 34 Tian, L., Ge, B., and Li, Y. (2017). Impacts of state-led and bottom-up urbanization on land use change in the peri-
 35 urban areas of Shanghai: planned growth or uncontrolled sprawl? *Cities* 60, 476–486.
 36 doi:10.1016/j.cities.2016.01.002.
- 37 Tienhaara, K. (2014). Varieties of green capitalism: economy and environment in the wake of the global financial crisis.
 38 *Environmental Politics* 23, 187–204. doi:10.1080/09644016.2013.821828.
- 39 Tilman, D., and Clark, M. (2014). Global diets link environmental sustainability and human health. *Nature* 515, 518–
 40 522. doi:10.1038/nature13959.
- 41 Tokar, B. (2014). *Toward climate justice: perspectives on the climate crisis and social change*. Second. Porsgrunn,
 42 Norway: New Compass Press.
- 43 Tompkins, E. L., Mensah, G. A., King, L., Long, T., Lawson, E., Hutton, C., et al. (2013). An investigation of the
 44 evidence of benefits from climate compatible development.
- 45 Toole, S., Klocker, N., and Head, L. (2016). Re-thinking climate change adaptation and capacities at the household
 46 scale. *Climatic Change* 135, 203–209. doi:10.1007/s10584-015-1577-x.
- 47 Tosun, J., and Schoenefeld, J. J. (2017). Collective climate action and networked climate governance. *Wiley*
 48 *Interdisciplinary Reviews: Climate Change* 8. doi:10.1002/wcc.440.
- 49 Tramel, S. (2016). The Road Through Paris: Climate Change, Carbon, and the Political Dynamics of Convergence.
 50 *Globalizations* 13, 960–969. doi:10.1080/14747731.2016.1173376.
- 51 Trinh, L. T., Duong, C. C., Van Der Steen, P., and Lens, P. N. L. (2013). Exploring the potential for wastewater reuse
 52 in agriculture as a climate change adaptation measure for Can Tho City, Vietnam. *Agricultural Water*
 53 *Management* 128, 43–54. doi:https://doi.org/10.1016/j.agwat.2013.06.003.
- 54 Tschakert, P. (2015). 1.5°C or 2°C: a conduit’s view from the science-policy interface at COP20 in Lima, Peru. *Climate*
 55 *Change Responses* 2, 3. doi:10.1186/s40665-015-0010-z.
- 56 Tschakert, P., Barnett, J., Ellis, N., Lawrence, C., Tuana, N., New, M., et al. (2017). Climate change and loss, as if
 57 people mattered: Values, places, and experiences. *Wiley Interdisciplinary Reviews: Climate Change* 8, e476.
 58 doi:10.1002/wcc.476.
- 59 Tschakert, P., Das, P. J., Shrestha Pradhan, N., Machado, M., Lamadrid, A., Buragohain, M., et al. (2016).
 60 Micropolitics in collective learning spaces for adaptive decision making. *Global Environmental Change* 40, 182–

- 1 194. doi:10.1016/j.gloenvcha.2016.07.004.
- 2 Tung, R. L. (2016). Opportunities and Challenges Ahead of China's "New Normal." *Long Range Planning* 49, 632–640.
- 3 doi:10.1016/j.lrp.2016.05.001.
- 4 Turnheim, B., Berkhout, F., Geels, F., Hof, A., McMeekin, A., Nykvist, B., et al. (2015). Evaluating sustainability
- 5 transitions pathways: bridging analytical approaches to address governance challenges. *Global Environmental*
- 6 *Change* 35, 239–253. doi:10.1016/j.gloenvcha.2015.08.010.
- 7 Uddin, N., and Taplin, R. (2015). Regional cooperation in widening energy access and also mitigating climate change:
- 8 Current programs and future potential. *Global Environmental Change* 35, 497–504.
- 9 doi:10.1016/j.gloenvcha.2015.05.006.
- 10 UN-OHRLLS (2009). The impact of climate change on the development prospects of the least developed countries and
- 11 small island developing states. doi:10.1007/s10584-012-0510-9.
- 12 UN Women (2016). Time to Act on Gender, Climate Change and Disaster Risk Reduction: An overview of progress in
- 13 the Pacific region with evidence from The Republic of Marshall Islands, Vanuatu and Samoa. Bangkok, Thailand
- 14 doi:10.1038/ngeo275.
- 15 UNDP (2013). Human Development Report 2013 - The Rise of the South: Human Progress in a Diverse World. New
- 16 York, NY, USA.
- 17 UNDP (2016). Risk governance: Building blocks for resilient development in the Pacific. Suva, Fiji.
- 18 UNEP (2011). Towards a green economy: pathways to sustainable development and poverty eradication - a synthesis
- 19 for policy makers.
- 20 UNEP (2017). The emissions gap report 2017. Nairobi, Kenya.
- 21 United Nations (2014a). Resolution adopted by the General Assembly on 14 November 2014: SIDS accelerated
- 22 modalities of action (SAMOA) pathway.
- 23 United Nations (2014b). World urbanisation prospects, 2014 revisions. New York, NY, USA.
- 24 United Nations (2015a). Paris Agreement.
- 25 United Nations (2015b). The Millennium Development Goals Report 2015. New York, NY, USA.
- 26 United Nations (2015c). Transforming Our World: The 2030 Agenda for Sustainable Development (A/RES/70/1). New
- 27 York.
- 28 United Nations (2016). The Sustainable Development Goals Report 2016. New York, NY, USA: United Nations.
- 29 UNRISD (2016). Policy Innovations for Transformative Change: Implementing the 2030 Agenda for Sustainable
- 30 Development. Geneva, Switzerland.
- 31 UNU-EHS (2016). World Risk Report 2016 - Logistics and infrastructure. doi:9783946785026.
- 32 Ürge-Vorsatz, D., Herrero, S. T., Dubash, N. K., and Lecocq, F. (2014). Measuring the co-benefits of climate change
- 33 mitigation. *Annual Review of Environment and Resources* 39, 549–582. doi:10.1146/annurev-environ-031312-
- 34 125456.
- 35 Ürge-Vorsatz, D., Kelemen, A., Tirado-Herrero, S., Thomas, S., Thema, J., Mzavanadze, N., et al. (2016). Measuring
- 36 multiple impacts of low-carbon energy options in a green economy context. *Applied Energy* 179, 1409–1426.
- 37 doi:10.1016/j.apenergy.2016.07.027.
- 38 USAID (2014). Climate-resilient development: a framework for understanding and addressing climate change.
- 39 Washington, DC, USA.
- 40 Utting, P. (2015). *Social and Solidarity Economy: Beyond the Fringe*. , ed. P. Utting London, UK: Zed Books Ltd.
- 41 Väänänen, E., Dale, L., and Dickson, B. (2017). Anticipate, Absorb, Reshape: Current Progress on Three Key
- 42 Capacities for Climate Resilience.
- 43 Valin, H., Havlík, P., Mosnier, A., Herrero, M., Schmid, E., and Obersteiner, M. (2013). Agricultural productivity and
- 44 greenhouse gas emissions: trade-offs or synergies between mitigation and food security? *Environmental Research*
- 45 *Letters* 8. doi:10.1088/1748-9326/8/3/035019.
- 46 Valipour, M., and Singh, V. P. (2016). "Global Experiences on Wastewater Irrigation: Challenges and Prospects BT -
- 47 Balanced Urban Development: Options and Strategies for Liveable Cities," in, eds. B. Maheshwari, V. P. Singh,
- 48 and B. Thoradeniya (Cham: Springer International Publishing), 289–327. doi:10.1007/978-3-319-28112-4_18.
- 49 Van Aelst, K., and Holvoet, N. (2016). Intersections of gender and marital status in accessing climate change
- 50 adaptation: evidence from rural Tanzania. *World Development* 79, 40–50. doi:10.1016/j.worlddev.2015.11.003.
- 51 Van de Noort, R. (2013). *Climate Change Archaeology*. Oxford University Press
- 52 doi:10.1093/acprof:osobl/9780199699551.001.0001.
- 53 van den Berg, N. J., van Soest, H. L., Hof, A. F., den Elzen, M. G. J., van den Vuuren, D. P., Chen, W., et al.
- 54 Implications of various effort-sharing approaches for national carbon budgets and emission pathways. *Climatic*
- 55 *Change* submitted.
- 56 van Noorloos, F., and Kloosterboer, M. (2017). Africa's new cities: The contested future of urbanisation. *Urban*
- 57 *Studies*, 1–19. doi:0.1177/0042098017700574.
- 58 van Soest, H. L., de Boer, H. S., Roelfsema, M., den Elzen, M. G. J., Admiraal, A., van Vuuren, D. P., et al. (2017).
- 59 Early action on Paris Agreement allows for more time to change energy systems. *Climatic Change* 144, 165–179.
- 60 doi:10.1007/s10584-017-2027-8.

- 1 van Vuuren, D. P., Edmonds, J., Kainuma, M., Riahi, K., Thomson, A., Hibbard, K., et al. (2011). The representative
2 concentration pathways: an overview. *Climatic Change* 109, 5–31. doi:10.1007/s10584-011-0148-z.
- 3 van Vuuren, D. P., Stehfest, E., Gernaat, D. E. H. J., Doelman, J. C., van den Berg, M., Harmsen, M., et al. (2017).
4 Energy, land-use and greenhouse gas emissions trajectories under a green growth paradigm. *Global*
5 *Environmental Change* 42, 237–250. doi:10.1016/j.gloenvcha.2016.05.008.
- 6 Vanhala, L., and Hestbaek, C. (2016). Framing Climate Change Loss and Damage in UNFCCC Negotiations. *Global*
7 *Environmental Politics* 16, 111–129. doi:10.1162/GLEP_a_00379.
- 8 Vardakoulias, O., and Nicholles, N. (2014). Managing uncertainty: An economic evaluation of community-based
9 adaptation in Dakoro, Niger. 54.
- 10 Vasconcellos, E. A., and Mendonça, A. (2016). Observatorio de Movilidad Urbana. Informe final 2015-2016.
- 11 Vermeulen, S., Richards, M., Pinto, A. De, Ferrarese, D., Läderach, P., Lan, L., et al. (2016). The Economic Advantage:
12 Assessing the value of climate change actions in agriculture.
- 13 Vidic, R. D., Brantley, S. L., Vandenbossche, J. M., Yoxtheimer, D., and Abad, J. D. (2013). Impact of Shale Gas
14 Development on Regional Water Quality. *Science* 340. doi:10.1126/science.1235009.
- 15 Vierros, M. (2017). Communities and blue carbon: the role of traditional management systems in providing benefits for
16 carbon storage, biodiversity conservation and livelihoods. *Climatic Change* 140, 89–100. doi:10.1007/s10584-
17 013-0920-3.
- 18 Villamizar, A., Gutiérrez, M. E., Nagy, G. J., Caffera, R. M., and Leal Filho, W. (2017). Climate adaptation in South
19 America with emphasis in coastal areas: the state-of-the-art and case studies from Venezuela and Uruguay.
20 *Climate and Development* 9, 364–382. doi:10.1080/17565529.2016.1146120.
- 21 Vinyeta, Kirsten; Whyte, Kyle Powys; Lynn, K. (2015). Climate Change Through an Intersectional Lens: Gendered
22 Vulnerability and Resilience in Indigenous Communities in the United States. *Usda*.
- 23 Vinyeta, K., Whyte, K., and Lynn, K. (2015). Climate Change Through an Intersectional Lens: Gendered Vulnerability
24 and Resilience in Indigenous Communities in the United States.
- 25 Vogt-Schilb, A., and Hallegatte, S. (2017). Climate policies and NDCs: reconciling the needed ambition with the
26 political economy.
- 27 von Stechow, C., McCollum, D., Riahi, K., Minx, J. C., Krieglner, E., van Vuuren, D. P., et al. (2015). Integrating global
28 climate change mitigation goals with other sustainability objectives: a synthesis. *Annual Review of Environment*
29 *and Resources* 40, 363–394. doi:10.1146/annurev-environ-021113-095626.
- 30 Von Stechow, C., Mccollum, D., Riahi, K., Minx, J. C., Krieglner, E., Vuuren, D. P. Van, et al. (2015). Integrating
31 Global Climate Change Mitigation Goals with Other Sustainability Objectives: A Synthesis. *Annual Review of*
32 *Environment and Resources* 40, 363–394. doi:10.1146/annurev-environ-021113-095626.
- 33 von Stechow, C., Minx, J. C., Riahi, K., Jewell, J., McCollum, D. L., Callaghan, M. W., et al. (2016). 2°C and SDGs:
34 United they stand, divided they fall? *Environmental Research Letters* 11. doi:10.1088/1748-9326/11/3/034022.
- 35 Voorn, T. van der, Quist, J., and Pahl-Wostl, C. (2017). Envisioning robust climate change adaptation futures for
36 coastal regions: a comparative evaluation of cases in three continents. *Mitigation and Adaptation*.
- 37 Vuuren, D. P. van, Kok, M., Esch, S. van der, Jeuken, M., Lucas, P., Prins, A. G., et al. (2012). Roads from Rio+20:
38 pathways to achieve global sustainability goals by 2050.
- 39 Wachsmuth, D., Cohen, D., and Angelo, H. (2016). Expand the frontiers of urban sustainability. *Nature* 536, 391–393.
- 40 Waisman, H.-D., Guivarch, C., and Lecocq, F. (2013). The transportation sector and low-carbon growth pathways:
41 modelling urban, infrastructure, and spatial determinants of mobility. *Climate Policy* 13, 106–129.
42 doi:10.1080/14693062.2012.735916.
- 43 Waldinger, M., and Frankhauser, S. (2015). Climate change and migration in developing countries: evidence and
44 implications for PRISE countries. *Policy paper - ESRC Centre for Climate Change Economics and Policy,*
45 *Grantham Research Institute on Climate Change and the Environmentalist*.
- 46 Wallimann, I. (2014). Social and solidarity economy for sustainable development: its premises and the Social Economy
47 Basel example of practice. *International Review of Sociology* 24, 48–58.
- 48 Wamsler, C., Luederitz, C., Brink, E., Wamsler, C., and Luederitz, C. (2014). Local levers for change: mainstreaming
49 ecosystem-based adaptation into municipal planning to foster sustainability transitions. *Global Environmental*
50 *Change* 29, 189–201. doi:10.1016/j.gloenvcha.2014.09.008.
- 51 Wang, L., Patel, P. L., Yu, S., Liu, B., McLeod, J., Clarke, L. E., et al. (2016). Win-win strategies to promote air
52 pollutant control policies and non-fossil energy target regulation in China. *Applied Energy* 163, 244–253.
53 doi:10.1016/j.apenergy.2015.10.189.
- 54 Wang, X. (2017). The role of attitudinal motivations and collective efficacy on Chinese consumers' intentions to
55 engage in personal behaviors to mitigate climate change. *The Journal of Social Psychology*, 1–13.
56 doi:10.1080/00224545.2017.1302401.
- 57 Wang, X., Zhang, J., Shamsuddin, S., Oyang, R., Guan, T., Xue, J., et al. (2017). Impacts of climate variability and
58 changes on domestic water use in the Yellow River Basin of China. *Mitigation and Adaptation Strategies for*
59 *Global Change* 22, 595–608. doi:10.1007/s11027-015-9689-1.
- 60 Wang, Y., Song, Q., He, J., and Qi, Y. (2015). Developing low-carbon cities through pilots. *Climate Policy* 15, 81–103.

- 1 doi:10.1080/14693062.2015.1050347.
- 2 Wanner, T. (2014). The new “Passive Revolution” of the green economy and growth discourse: Maintaining the
3 “Sustainable Development” of Neoliberal capitalism. *New Political Economy* 20, 1–21.
4 doi:10.1080/13563467.2013.866081.
- 5 Ware, D. (2016). Climate change impacts on coastal water supply and waste water management. Gold Coast, Australia.
- 6 Warner, E. A. K. (2015). Indigenous adaptation in the face of climate change. *Journal of Environmental Sustainability*
7 *Law* 21, 129–168.
- 8 WB, and IEA (2017). *Global Tracking Framework*. Washington, DC: International Bank for Reconstruction and
9 Development / The World Bank and the International Energy Agency.
- 10 WBGU (2013). *World in Transition: Governing the Marine Heritage*. Berlin, Germany.
- 11 Webber, S. (2016). Climate change adaptation as a growing development priority: towards critical adaptation
12 scholarship. *Geography Compass* 10, 401–413. doi:10.1111/gec3.12278.
- 13 Webster, P. J., and Jian, J. (2011). Environmental prediction, risk assessment and extreme events: adaptation strategies
14 for the developing world. *Philosophical Transactions of the Royal Society A: Mathematical, Physical and*
15 *Engineering Sciences* 369, 4768–4797. doi:10.1098/rsta.2011.0160.
- 16 Wegner, G. I. (2016). Payments for ecosystem services (PES): a flexible, participatory, and integrated approach for
17 improved conservation and equity outcomes. *Environment, Development and Sustainability* 18, 617–644.
18 doi:10.1007/s10668-015-9673-7.
- 19 Weiss, M., and Cattaneo, C. (2017). Degrowth - taking stock and reviewing an emerging academic paradigm.
20 *Ecological Economics* 137, 220–230. doi:10.1016/j.ecolecon.2017.01.014.
- 21 Weisser, F., Bollig, M., Doevenspeck, M., and Müller-Mahn, D. (2014). Translating the “adaptation to climate change”
22 paradigm: the politics of a travelling idea in Africa. *The Geographical Journal* 180, 111–119.
23 doi:10.1111/geoj.12037.
- 24 Wells, E. M., Berges, M., Metcalf, M., Kinsella, A., Foreman, K., Dearborn, D. G., et al. (2015). Indoor air quality and
25 occupant comfort in homes with deep versus conventional energy efficiency renovations. *Building and*
26 *Environment* 93, 331–338. doi:10.1016/j.buildenv.2015.06.021.
- 27 Welsch, M., Hermann, S., Howells, M., Rogner, H. H., Young, C., Ramma, I., et al. (2014). Adding value with CLEWS
28 - Modelling the energy system and its interdependencies for Mauritius. *Applied Energy* 113, 1434–1445.
29 doi:10.1016/j.apenergy.2013.08.083.
- 30 Weng, X., Dong, Z., Wu, Q., and Qin, Y. (2015). China’s path to a green economy: decoding China’s green economy
31 concepts and policies, IIED Country Report. London, UK.
- 32 Wesseling, J. H., Lechtenböhrer, S., Åhman, M., Nilsson, L. J., Worrell, E., and Coenen, L. (2017). The transition of
33 energy intensive processing industries towards deep decarbonization: characteristics and implications for future
34 research. *Renewable and Sustainable Energy Reviews* 79, 1303–1313. doi:10.1016/j.rser.2017.05.156.
- 35 West, J. J., Smith, S. J., Silva, R. A., Naik, V., Zhang, Y., Adelman, Z., et al. (2013). Co-benefits of mitigating global
36 greenhouse gas emissions for future air quality and human health. *Nature Clim. Change* 3, 885–889.
37 doi:10.1038/nclimate2009.
- 38 Westholm, L., and Arora-Jonsson, S. (2015). Defining Solutions, Finding Problems: Deforestation, Gender, and
39 REDD+ in Burkina Faso. *Conservation and Society* 13, 189. doi:10.4103/0972-4923.164203.
- 40 Westley, F. R., Tjornbo, O., Schultz, L., Olsson, P., Folke, C., Crona, B., et al. (2013). A theory of transformative
41 agency in linked social-ecological systems. *Ecology and Society* 18. doi:10.5751/ES-05072-180327.
- 42 Weston, P., Hong, R., Kaboré, C., and Kull, C. A. (2015). Farmer-managed natural regeneration enhances rural
43 livelihoods in dryland West Africa. *Environmental Management* 55, 1402–1417. doi:10.1007/s00267-015-0469-
44 1.
- 45 WFP (2012). MERET impact evaluation.
- 46 White, S. C. (2010). Analysing wellbeing: a framework for development practice. *Development in Practice* 20, 158–
47 172. doi:10.2307/27806684.
- 48 WHO (2014). Quantitative risk assessment of the effects of climate change on selected causes of death, 2030s and
49 2050s. , eds. S. Hales, S. Kovats, S. Lloyd, and D. Campbell-Lendrum Geneva, Switzerland: World Health
50 Organization (WHO).
- 51 Wiens, J., Fargione, J., and Hill, J. (2011). Biofuels and biodiversity. *Ecological Applications* 21, 1085–1095.
52 doi:10.1890/09-0673.1.
- 53 Wilkinson, E., Kirbyshire, A., Mayhew, L., Batra, P., and Milan, A. (2016). Climate-induced migration and
54 displacement: closing the policy gap.
- 55 Willand, N., Ridley, I., and Maller, C. (2015). Towards explaining the health impacts of residential energy efficiency
56 interventions - A realist review. Part 1: Pathways. *Social Science and Medicine* 133, 191–201.
57 doi:10.1016/j.socscimed.2015.02.005.
- 58 Williams, M., and Montes, M. F. (2016). Common but differentiated responsibilities: which way forward? *Development*
59 59, 114–120. doi:10.1057/s41301-017-0097-6.
- 60 Williams, T., and Hardison, P. (2013). Culture, law, risk and governance: contexts of traditional knowledge in climate

- 1 change adaptation. *Climatic Change* 120, 531–544. doi:10.1007/978-3-319-05266-3_3.
- 2 Williamson, P. (2016). Emissions reduction: scrutinize CO2 removal methods. *Nature* 530, 153–155.
- 3 doi:10.1038/530153a.
- 4 Winer, M., Murphy, H., and Ludwig, H. (2012). Payment for Ecosystem Services Markets on Aboriginal Land in Cape
5 York Peninsula: Potential and Constraints. Geneva, Switzerland: United Nations Research Institute for Social
6 Development (UNRISD).
- 7 Winkler, H., and Dubash, N. K. (2016). Who determines transformational change in development and climate finance?
8 *Climate Policy* 16, 783–791. doi:10.1080/14693062.2015.1033674.
- 9 Winkler, H., Höhne, N., Cunliffe, G., Kuramochi, T., April, A., and de Villafranca Casas, M. J. (2017). Countries start
10 to explain how their climate contributions are fair: more rigour needed. *International Environmental Agreements:
11 Politics, Law and Economics*, 1–17. doi:10.1007/s10784-017-9381-x.
- 12 Wise, R. M., Fazey, I., Stafford Smith, M., Park, S. E., Eakin, H. C., Archer Van Garderen, E. R. M., et al. (2014).
13 Reconceptualising adaptation to climate change as part of pathways of change and response. *Global
14 Environmental Change* 28, 325–336. doi:10.1016/j.gloenvcha.2013.12.002.
- 15 Wiseman, J. and S. A. (2017). “The degrowth imperative: reducing energy and resource consumption as an essential
16 component in achieving carbon budget targets,” in *Transitioning to a Post-Carbon Society: Degrowth, Austerity
17 and Wellbeing*, eds. E. Garcia, M. Martinez-Iglesias, and P. Kirby (Springer Nature), 87–108. doi:1057/978-1-
18 349-95176-5_4.
- 19 Wolfram, P., and Wiedmann, T. (2017). Electrifying Australian transport: hybrid life cycle analysis of a transition to
20 electric light-duty vehicles and renewable electricity. *Applied Energy* 206, 531–540.
21 doi:10.1016/j.apenergy.2017.08.219.
- 22 Wood, B. T. (2017). Socially just triple-wins? An evaluation of projects that pursue climate compatible development
23 goals in Malawi.
- 24 Wood, B. T., Dougill, A. J., Quinn, C. H., and Stringer, L. C. (2016a). Exploring Power and Procedural Justice Within
25 Climate Compatible Development Project Design: Whose Priorities Are Being Considered? *The Journal of
26 Environment & Development* 25, 363–395. doi:10.1177/1070496516664179.
- 27 Wood, B. T., Quinn, C. H., Stringer, L. C., and Dougill, A. J. (2017). Investigating Climate Compatible Development
28 Outcomes and their Implications for Distributive Justice: Evidence from Malawi. *Environmental Management* 60,
29 436–453. doi:10.1007/s00267-017-0890-8.
- 30 Wood, B. T., Sallu, S. M., and Paavola, J. (2016b). Can CDM finance energy access in Least Developed Countries?
31 Evidence from Tanzania. *Climate Policy* 16, 456–473. doi:10.1080/14693062.2015.1027166.
- 32 Woodward, A., Lindsay, G., and Singh, S. (2011). Adapting to climate change to sustain health. *Wiley Interdisciplinary
33 Reviews: Climate Change* 2, 271–282. doi:10.1002/wcc.103.
- 34 Work, C. (2015). Intersections of climate change mitigation policies, land grabbing and conflict in a fragile state:
35 insights from Cambodia.
- 36 World Bank (2012). Turn Down the Heat: Why a 4°C Warmer World Must be Avoided.
- 37 Wunder, S., Engel, S., and Pagiola, S. (2008). Taking stock: A comparative analysis of payments for environmental
38 services programs in developed and developing countries. *Ecological Economics* 65, 834–852.
39 doi:10.1016/j.ecolecon.2008.03.010.
- 40 Wyborn, C., Yung, L., Murphy, D., and Williams, D. R. (2015). Situating adaptation: how governance challenges and
41 perceptions of uncertainty influence adaptation in the Rocky Mountains. *Regional Environmental Change* 15,
42 669–682. doi:10.1007/s10113-014-0663-3.
- 43 Xylia, M., and Silveira, S. (2017). On the road to fossil-free public transport: the case of Swedish bus fleets. *Energy
44 Policy* 100, 397–412. doi:10.1016/j.enpol.2016.02.024.
- 45 Yang, S., Chen, B., and Ulgiati, S. (2016). Co-benefits of CO2 and PM2.5 Emission Reduction. *Energy Procedia* 104,
46 92–97. doi:10.1016/j.egypro.2016.12.017.
- 47 Yuan, C., Yang, Y., Liu, S., and Fang, Z. (2015). An investigation into the relationship between China’s economic
48 development and carbon dioxide emissions. *Climate and Development* 9, 66–79.
49 doi:10.1080/17565529.2015.1067182.
- 50 Zeng, H., Chen, X., Xiao, X., and Zhou, Z. (2017). Institutional pressures, sustainable supply chain management, and
51 circular economy capability: Empirical evidence from Chinese eco-industrial park firms. *Journal of Cleaner
52 Production* 155, 54–65. doi:10.1016/j.jclepro.2016.10.093.
- 53 Zhang, H., and Chen, W. (2015). The role of biofuels in China’s transport sector in carbon mitigation scenarios. *Energy
54 Procedia* 75, 2700–2705. doi:10.1016/j.egypro.2015.07.682.
- 55 Zhang, S., Worrell, E., and Crijns-Graus, W. (2015). Cutting air pollution by improving energy efficiency of China’s
56 cement industry. *Energy Procedia* 83, 10–20. doi:10.1016/j.egypro.2015.12.191.
- 57 Zhang, Z., Xue, B., Pang, J., and Chen, X. (2016). The Decoupling of Resource Consumption and Environmental
58 Impact from Economic Growth in China: Spatial Pattern and Temporal Trend. *Sustainability* 8, 222.
59 doi:10.3390/su8030222.
- 60 Zhao, D., McCoy, A. P., Du, J., Agee, P., and Lu, Y. (2017). Interaction effects of building technology and resident

- 1 behavior on energy consumption in residential buildings. *Energy and Buildings* 134, 223–233.
2 doi:10.1016/j.enbuild.2016.10.049.
- 3 Ziervogel, G., Archer Van Garderen, E., and Price, P. (2016). Strengthening the science-policy interface by co-
4 producing an adaptation plan: leveraging opportunities in Bergrivier municipality, South Africa. *Environment and*
5 *Urbanization* 28, 1–20. doi:10.1177/0956247816647340.
- 6 Zivin, J. G., and Neidell, M. J. (2010). Temperature and the allocation of time: implications for climate change. *Journal*
7 *of Labor Economics* 32.
- 8 Zouboulis, A., and Tolkou, A. (2015). “Effect of Climate Change in Wastewater Treatment Plants: Reviewing the
9 Problems and Solutions BT - Managing Water Resources under Climate Uncertainty: Examples from Asia,
10 Europe, Latin America, and Australia,” in, eds. S. Shrestha, A. K. Anal, P. A. Salam, and M. van der Valk
11 (Cham: Springer International Publishing), 197–220. doi:10.1007/978-3-319-10467-6_10.
- 12 Zulu, L. C., and Richardson, R. B. (2013). Charcoal, livelihoods, and poverty reduction: Evidence from sub-Saharan
13 Africa. *Energy for Sustainable Development* 17, 127–137. doi:10.1016/j.esd.2012.07.007.
14
15

1 *[Due to size, Table 5.1.a–d is provided here. A high resolution version of the table is available as a*
2 *supplementary PDF (SR15_SOD_Chapter5_Table5_1.pdf) that can be downloaded with the chapter for*
3 *review]*

Chapter 5 Table 5.1

Table of Contents

Panel A Part 1: SDGs 1-4 – Industry, Residential, Transport

Panel A Part 2: SDGs 1-4 – Replacing Coal, Advanced Coal

Panel A Part 3: SDGs 1-4 – Agriculture & Livestock, Forest, Oceans

Panel B Part 1: SDGs 5, 10, 16, 17 – Industry, Residential, Transport

Panel B Part 2: SDGs 5, 10, 16, 17 – Replacing Coal, Advanced Coal

Panel B Part 3: SDGs 5, 10, 16, 17 – Agriculture & Livestock, Forest, Oceans

Panel C Part 1: SDGs 6, 12, 14, 15 – Industry, Residential, Transport

Panel C Part 2: SDGs 6, 12, 14, 15 – Replacing Coal, Advanced Coal

Panel C Part 3: SDGs 6, 12, 14, 15 – Agriculture & Livestock, Forest, Oceans

Panel D Part 1: SDGs 7, 8, 9, 11 – Industry, Residential, Transport

Panel D Part 2: SDGs 7, 8, 9, 11 – Replacing Coal, Advanced Coal

Panel D Part 3: SDGs 7, 8, 9, 11 – Agriculture & Livestock, Forest, Oceans

4

Panel A Part 1

		1					2					3					4									
		INTERACTION	MISSION SCORE	EVIDENCE	AGREEMENT	CONFIDENCE	INTERACTION	MISSION SCORE	EVIDENCE	AGREEMENT	CONFIDENCE	INTERACTION	MISSION SCORE	EVIDENCE	AGREEMENT	CONFIDENCE	INTERACTION	MISSION SCORE	EVIDENCE	AGREEMENT	CONFIDENCE					
Industry	Accelerating energy efficiency improvement		Reduce poverty											Air pollution reduction and better health (L3)								Technical education, vocational training (L3, L4, L5)				
			% of people living below poverty line declines from 89% to 12% in coastal Africa coasted											People living in the deprived communities feel positive and profit considerable. Financial savings. Efficiency changes in the industrial sector that lead to reduced energy demand can lead to reduced requirements on energy supply. As water is used to convert energy into useful forms, the reduction in industrial demand is used (partly) to reduce water consumption and wastewater, resulting in more clean water for other sectors and the environment. In extractive industries there is trade off unless strategically managed. Behavioral changes in the industrial sector that lead to reduced energy demand can lead to reduced requirements on energy supply. As water is used to convert energy into useful forms, the reduction in industrial demand is anticipated to reduce water consumption and wastewater, resulting in more clean water for other sectors and the environment.							Awareness, knowledge and technical and managerial capability are closely linked, energy skills, information for trade unions					
			Mital et al (2016)											Al et al (2003), Zhang et al (2015), Vuocolo and Dowd (2003), Fiksel et al. (2006), Holland et al. (2005), Nguyen et al (2014)								Fernandez et al (2016), Agyeman and Thollander (2012)				
	Low-carbon fuel switch													water and air pollution reduction and better health (L3)								Technical education, vocational training (L3)				
														Industries are becoming supplier of energy, waste heat, water, cool tops for solar energy generation, and hence helping in improving air and water quality.								New technology deployment creates demand for awareness, knowledge with technical and managerial capability otherwise acts as barrier for rapid expansion.				
														Vuocolo and Dowd (2003), Fiksel et al. (2006), Holland et al. (2005), Nguyen et al (2014), Karar et al (2013)								Fernandez et al (2016), Agyeman and Thollander (2012)				
	Decarbonation/CC3/CCU													Disease and Mortality (L1,L2)/L3/L4												
														There is a risk of CO2 leakage both from geological formations as well as from the transportation infrastructure from source to sequestration locations. IPCC AR5 WG3 (2014), Mackey et al. (2013), Apps et al. (2005), Mills et al. (2012), Wang and Li (2014), Koozeini et al. (2011), Singh et al. (2011), Herwath et al. (2012), Velasco et al. (2009), Curran et al (2014)												
Residential	Behavioral response		Poverty reduction via financial savings (L2)											Improved warmth and comfort												
			People living in the deprived communities feel positive and profit considerable. Financial savings.											Home occupants reported warmth as the most important aspect of comfort which were largely temperature-related and low in energy costs. Residents living in the deprived areas aspect improved warmth in their properties after energy efficiency measures are employed.												
			Scott, Jones, and Webb (2014)											Scott, Jones, and Webb (2014), Hurler, Cooper, and Jones (2012), Fan, Tang, and Chen (2013), Zhao et al. 2017												
	Accelerating energy efficiency improvement		Poverty and Development (L1,L2)/L3/L4											Food security									Reducing school absence			
			Energy efficiency interventions lead to cost savings which are realized due to reduced energy bills that further lead to poverty reduction. Participants with low incomes experience greater benefits. Energy efficiency and business strategies benefited poor more than what and other whose benefits are captured by industry. carbon obligation (an increase or decrease inequalities). The distributional costs of new energy policies (e.g., supporting renewables and energy efficiency) are dependent on instrument design. If costs fall disproportionately on the poor, then this could impede progress toward universal energy access and, by extension, counteract the fight to eliminate poverty. (Quote from McCollum et al., in review)										Using the improved stoves supports local food security and less significantly impacted on food security. By making fuel lasting longer, the improved stoves also help improve food security and provide a better buffer against fuel shortages induced by climate change-related events such as droughts, floods or hurricanes (Berruto et al. 2017).									Household energy efficiency has positive health impacts on children's respiratory health, weight, and accessibility to fitness, and the mental health of adults. Household energy efficiency improves winter warmth, lowers relative humidity with benefits for cardiovascular and respiratory health. Further improved indoor Air Quality by thermal regulation and occupant comfort are realized. However in low-income negative health impacts (athena) of increased household energy efficiency were also noted when housing upgrades take place without changes in occupant behaviors. Home occupants reported warmth as the most important aspect of comfort which were largely temperature-related and low in energy costs. Residents living in the deprived areas aspect improved warmth in their properties after energy efficiency measures are employed.				
			Mishra et al. (2014), Scott, Jones, and Webb (2014), Berruto et al. (2017), McCollum et al. (in review), Cameron et al. (2014), Curran and Karar (2012), Fay et al. (2012), Haraguchi et al. (2008), Arsh and Mackwell (2011), Mital and Thapar (2014), Curran et al (2014)										Berruto et al. (2017)	Berruto et al., 2017; Mishra et al., 2014; Holland, Aoley, and Miller, 2010; Webb et al., 2015; Cameron, Taylor, and Emmett, 2015; 12049 and Dalry, 2010; Sharpe et al., 2012; Davies, 2014; Ojwala, Chel, Jameson, 2012; Scott, Jones, and Webb (2014); Hurler, Cooper, and Jones (2012); Fan, Tang, and Chen (2013); Zhao et al. 2017; Bhattacharya and Vardoulakis et al (2014)								Mishra et al. (2014)				
	Improved access & fuel switch to modern low-carbon energy		Poverty and Development (L1,L2)/L3/L4											Disease and Mortality (L1,L2)/L3/L4								Equal Access to Educational Institutions (L1,L2)/L3/L4				
			Access to modern energy services (electricity, clean cook-stoves, high-quality lighting) is fundamental to human development since the energy services made possible by them help alleviate chronic and persistent poverty. Strength of the largest rates in the literature. (Quote from McCollum et al., in review)										Modern energy access is critical to enhance agricultural yield/productivity, decrease post-harvest losses, and mechanize agri-processing - all of which can aid food security. However, large-scale bioenergy and food production may compete for scarce land and other inputs (e.g., water, fertilizers), depending on how and where biomass supplies are grown and the related land use change impacts that result. If not implemented thoughtfully, this could lead to higher food prices globally. (Quote from McCollum et al., in review), and thus reduced access to affordable food for the poor. Enhanced agricultural productivity can ameliorate the situation by allowing as much bioenergy to be produced as is fit to be used as possible.													Access to modern energy services can contribute to fewer injuries and diseases related to traditional wild fuel collection and burning, as well as utilization of biomass burners. Access to modern energy services can facilitate improved health care provision, medicine and vaccine storage, utilization of powered medical equipment, and dissemination of health-related information and education. Such services can also enable thermal comfort in homes and contribute to food preservation and safety.
			McCollum et al. (in review), Bason et al. (2014), Barly and Prouzet (2016), Cussion and Berruto (2014), Cook (2011), Kishi et al. (2009), Paulson et al. (2012), Purpy et al. (2011), Rao et al. (2014), Zulu and Akhavan, 2013, Padoa, 2013										McCollum et al. (in review), Anandaraman et al. (2012), Calzad et al. (2013), Padoa and Duggler (2012), Magagnoli et al. (2011), Latorre-Carmona et al. (2014), Mwangi et al. (2012), Smith et al. (2014), Smith, P. et al. (2014), Saha et al. (2004), Thapar et al. (2008), van Vuuren et al. (2009)											McCollum et al. (in review), Upward et al. (2013), van de Walle et al. (2013)		


D

Panel A Part 1

<p>Forest</p> <p>Reduced deforestation, REDD+</p>	<p>Food security and promotion of Sustainable Agriculture (1.1/1.2/4.3)</p> <p>↑ / ↓ [+1, -2] [C][D] [E] [F] [G] [H] [I] [J] [K] [L] [M] [N] [O] [P] [Q] [R] [S] [T] [U] [V] [W] [X] [Y] [Z]</p> <p>Local forests may lead to the conversion of productive land under forest, including community forests, into agricultural production. In a similar fashion, the production of biomass for energy purposes (BOE) may reduce land available for food production and/or for community forest activities (Quoted from Gallo, P., et al. (2017)).</p> <p>(Starts by the Government of Zambia to reduce emissions by 2020, have established a national forest inventory, estimates total carbon value at 1.2% of the country's GDP (Quoted from Gallo, P., et al. (2017)). Ntshiri, N., & Ingole, J. (2013). Gallo, P., et al. (2017). Ntshiri, N., & Ingole, J. (2013).</p>	<p>Food Security (1.2)</p> <p>↑ / ↓ [+1, -1] [C][D] [E] [F] [G] [H] [I] [J] [K] [L] [M] [N] [O] [P] [Q] [R] [S] [T] [U] [V] [W] [X] [Y] [Z]</p> <p>CDM-AR can have different implications on local to regional food security and local community livelihoods.</p> <p>Zomer, R. J., Trabasso, A., Beebis, D. A., & Verheer, L. V. (2008).</p>	<p>Resilience and quality education (1.4/1.5)</p> <p>↑ [+1] [C][D] [E] [F] [G] [H] [I] [J] [K] [L] [M] [N] [O] [P] [Q] [R] [S] [T] [U] [V] [W] [X] [Y] [Z]</p> <p>Local forest users have to understand laws, regulations and policies which facilitate their participation in the sector. Education and capacity building provide technical skill and knowledge. (Quoted from Gallo, P., et al. (2017)).</p> <p>(Quoted from Gallo, P., et al. (2017)).</p>
<p>Afforestation and reforestation</p>	<p>Poverty and Development (1.1/1.2/1.3/1.4)</p> <p>↑ / ↓ [+2, -2] [C][D] [E] [F] [G] [H] [I] [J] [K] [L] [M] [N] [O] [P] [Q] [R] [S] [T] [U] [V] [W] [X] [Y] [Z]</p> <p>CDM-AR can have different implications on local community livelihoods. Willingness to adopt afforestation is affected by particular by Australia landholder's perception of its potential to provide a diverse income stream, and its impacts on the flexibility of land management (Quoted from Robinson, J., & Bull, L. (2014)).</p> <p>Land clearing may allow for rearing and increase the size of the rangelands and support other businesses such as recreation (Quoted from Gallo, P., et al. (2017)). Zomer, R. J., Trabasso, A., Beebis, D. A., & Verheer, L. V. (2008). Robinson, J., & Bull, L. (2014). Robinson, J., & Bull, L. (2014).</p>	<p>Food Security (1.2)</p> <p>↑ / ↓ [+1, -1] [C][D] [E] [F] [G] [H] [I] [J] [K] [L] [M] [N] [O] [P] [Q] [R] [S] [T] [U] [V] [W] [X] [Y] [Z]</p> <p>CDM-AR can have different implications on local to regional food security and local community livelihoods.</p> <p>Zomer, R. J., Trabasso, A., Beebis, D. A., & Verheer, L. V. (2008).</p>	<p>Promote knowledge and skill to promote SD (1.7)</p> <p>↓ [-1] [C][D] [E] [F] [G] [H] [I] [J] [K] [L] [M] [N] [O] [P] [Q] [R] [S] [T] [U] [V] [W] [X] [Y] [Z]</p> <p>Most landholders reported having low levels of knowledge about tree planting for carbon sequestration—particularly available programmes, prices and markets, and government rules and regulations (Quoted from Robinson, J., & Bull, L. (2014)).</p> <p>Robinson, J., & Bull, L. (2014)</p>
<p>Subsidiary response (responsible sourcing)</p>			
<p>Ocean</p> <p>Ocean food distribution</p>		<p>Food Security (1.2/3.3)</p> <p>↑ / ↓ [+1, -1] [C][D] [E] [F] [G] [H] [I] [J] [K] [L] [M] [N] [O] [P] [Q] [R] [S] [T] [U] [V] [W] [X] [Y] [Z]</p> <p>OF can have different implications on fish stocks and aquaculture, it might actually increase food availability for fish stocks (increasing yield) but potentially at the cost of reducing the yields of fisheries outside the enhancement region by depleting other resources.</p> <p>Swanbeck and Nagel (2008), Lampert et al. (2008), Williamson et al. (2012)</p>	
<p>Blue carbon</p>	<p>Poverty and Development (1.1/1.2/1.4)</p> <p>↑ [+3] [C][D] [E] [F] [G] [H] [I] [J] [K] [L] [M] [N] [O] [P] [Q] [R] [S] [T] [U] [V] [W] [X] [Y] [Z]</p> <p>avoiding loss of mangroves and maintaining the 2020 stock could save a value of ecosystem services from mangroves in Southeast Asia of approximately USD 18 billion and 3200 (2027) jobs, with a 95% probability interval of USD 1.50–2.76 billion (our study area South East Asia). Increased aquaculture will enhance carbon uptake and provide employment, traditional management systems provide benefits for blue carbon and support livelihoods for local communities. Greening of agriculture can significantly enhance carbon storage. PE schemes could help capture the benefits derived from multiple ecosystem services beyond carbon sequestration.</p> <p>Zomer, R. J., Trabasso, A., Beebis, D. A., & Verheer, L. V. (2008), Robinson, J., & Bull, L.</p>	<p>Food Production (1.3/2.4)</p> <p>↑ [+2] [C][D] [E] [F] [G] [H] [I] [J] [K] [L] [M] [N] [O] [P] [Q] [R] [S] [T] [U] [V] [W] [X] [Y] [Z]</p> <p>avoiding loss of mangroves and maintaining the 2020 stock could save a value of ecosystem services from mangroves in Southeast Asia including fisheries; increased aquaculture will provide employment; traditional management systems provide livelihoods for local communities; Greening of agriculture can increase income and well-being. Market-based is a promising approach for China.</p> <p>Brander et al. (2012), Swales et al. (2017), Verheer (2017), Ahmed et al. (2017), Ahmed</p>	
<p>Enhanced Wood Use</p>			

Panel B Part 1		9					10					17				
		INTRODUCTION	MISUSE SCORE	EVIDENCE	AGREEMENT	CONFIDENCE	INTRODUCTION	MISUSE SCORE	EVIDENCE	AGREEMENT	CONFIDENCE	INTRODUCTION	MISUSE SCORE	EVIDENCE	AGREEMENT	CONFIDENCE
Industry	Accelerating energy efficiency in government			No literature					No literature					No literature		
	Low-carbon fuel networks			No literature					No literature					No literature		
	Decarbonisation/CCS/CCU													Environmental justice (17.A, 17.F)		++
Residential	Substantial response								Environmental justice							
	Accelerating energy efficiency in government			Gender equality and women's empowerment (5.1, 5.4)					Improvement and inclusion (10.1/11.1/11.4)							
	Improved access & fuel switch to reduce low-carbon energy			Women's safety & Work (1.1/3.2/5.4) / Opportunities for Women (1.1/3.1)					Institutional Capacity and Accessibility (10.1/10.5/11.5/11.6)							
Transport	Substantial response			Reduce inequality (10.2)					Reduce energy on road (10.1)							
	Accelerating energy efficiency in government								Reduce energy on road (10.1)							
	Improved access & fuel switch to reduce low-carbon energy			Reduce inequality (10.2)					Reduce energy on road (10.1)							

Panel B Part 3

		5 					6 					16 					17 				
		INTERACTION	MISSION SCORE	EVIDENCE	AGREEMENT	CONFIDENCE	INTERACTION	MISSION SCORE	EVIDENCE	AGREEMENT	CONFIDENCE	INTERACTION	MISSION SCORE	EVIDENCE	AGREEMENT	CONFIDENCE	INTERACTION	MISSION SCORE	EVIDENCE	AGREEMENT	CONFIDENCE
Agriculture & Livestock	Behavioral responses: Sustainable healthy diets and reduced food waste		No Evidence			No Evidence		No Evidence	Strong and effective institutions and responsive decision-making (16.A) 16.7 / 16.A Appropriate incentives to reduce food waste may require some policy innovation and experimentation, but a strong commitment for devising and monitoring them seems essential. (Quoted from Buja et al. (2014)) A General lesson to be drawn for trends could be drawn through institutional innovation to a try making deals with the higher management, or by increasing rates on waste disposal. Decision makers should try to integrate agricultural environmental and nutritional objectives through appropriate policy measures to achieve sustainable healthy diets coupled with reduction in food waste. It is surprising that politicians and policy makers demonstrate little regarding the need of having strategies to reduce meat consumption and to encourage more sustainable eating practices in households. Buja et al. (2014), Corbett et al. (2009), Grewer, T. (2011), Dagnan, H., & Woodward, J. (2011)					Finance mobilization and Strengthen Partnership (17.1/17.1b) Decision makers should try to integrate agricultural environmental and nutritional objectives through appropriate policy measures to achieve sustainable healthy diets coupled with reduction in food waste. It is surprising that politicians and policy makers demonstrate little regarding the need of having strategies to reduce meat consumption and to encourage more sustainable eating practices in households. Grew et al. (2011), Dagnan, H., & Woodward, J. (2011)							
	Local food governance for reduction and soil carbon sequestration		No Evidence			No Evidence		No Evidence	Multi-effective, accountable and inclusive institutions (16.6) 16.7/16.8 Action is needed throughout the food system for improving governance and producing more food. (Quoted from Swilling, H. C. J., & Stewart, T. (2014)) CSA requires policy innovation for several outcomes of institutional practices to ensure conditions, a knowledge-intensive approach, huge financial investment etc., having strong institutional framework is very important. The main source of climate finance for CSA in developing countries is the public sector. Lack of institutional capacity is a major barrier for reaching creation of equal institutions (intergovernmental groups and individuals) can reduce feasibility of R10211 mitigation measures in the near future, especially in areas where small-scale farmers or forest users are the stakeholders. (Quoted from Baburam, M., (2014)) Swilling, H. C. J., & Stewart, T. (2014), Baburam, M., & Suresh, M., & Subramanian, S. (2014), Baburam, M., & Suresh, M., et al. (2014), Baburam, M., (2014)					Finance mobilization and Strengthen Partnership (17.1/17.1b) Climate Smart Agriculture requires careful adjustment of agricultural practices to local conditions, a knowledge-intensive approach, huge financial investment, and policy and institutional innovation, etc. Besides private investment, quality of public investment is also important. (Quoted from Baburam, M., Suresh, M., Subramanian, S. (2014)) Success of Climate Finance for CSA in developing countries, including National climate, institutional financial institutions become public sector finance. CSA is more likely to see more of engaging in participatory research and partnerships with producers. (Quoted from Baburam, M., Suresh, M., (2014)) Baburam, M., Suresh, M., Subramanian, S. (2014), Suresh, M., et al. (2014), Baburam, M., Suresh, M., (2014)							
	Greenhouse gas reduction from improved livestock production and rangeland management systems		No Evidence				No Evidence		No Evidence	Responsible decision-making (16.7) To reduce the emissions and avoid cost, policies should target emissions at their source—on the supply side—rather than on the demand side as supply-side policies have lower value in this demand-side policies. The role of livestock system transitions to emission reduction depends on the level of the carbon price and which emissions sector is targeted by the policies. (Quoted from Healy, P., et al. (2014)) Healy, P., et al. (2014)					Improve decision-making capacity for sea collection (17.2) The role of livestock system transitions to emission reduction depends on the level of the carbon price and which emissions sector is targeted by the policies. (Quoted from Healy, P., et al. (2014)) Mechanisms for effecting behavioral change in livestock systems need to be better understood by implementing combinations of incentives and taxes simultaneously in different parts of the world. (Quoted from Healy, P., & Thornton, P. K. (2014)) Healy, P., et al. (2014), Healy, P., & Thornton, P. K. (2014)						

Forest	Reduced deforestation, REDD+	Opportunities for Women (L1/L2)	Gender equality, empowerment and inclusion (10.2/10.3/10.4)	Build effective, accountable and inclusive institutions, Responsible decision making (10.4/10.3/10.8)	Finance mobilization and Strengthen multi-stakeholder Partnership (11.1/11.3/11.11/11.12)
		<p>Women have been less involved in REDD+ initiative (pilot project) design decisions and processes than men.</p> <p>Men and women have an important role in forestry activities, related to forest wood, forest food and medicines. Their empowerment contributes to sustainable forestry as well as reducing inequality (Cited from Kariba, P., et al. (2017))</p> <p>Women 2011, Jansen et al. 2015, (Cited from Kariba, P., et al. (2017))</p>	<p>Upper developed country to support, through multilateral and bilateral channels, the development of REDD+ national strategies or action plans and implementation (Cited from Lima, M. G. B., Kitzinger, G., Vissman-Hanabaker, I. J., Buika-Varela, J., & Gupta, A. (2017)).</p> <p>Men and women have an important role in forestry activities, related to forest wood, forest food and medicines. Their empowerment contributes to sustainable forestry as well as reducing inequality (Cited from Kariba, P., et al. (2017))</p> <p>(Cited from Lima, M. G. B., Kitzinger, G., Vissman-Hanabaker, I. J., Buika-Varela, J., & Gupta, A. (2017), (Cited from Kariba, P., et al. (2017))</p>	<p>institutional building (National Forest Monitoring System, Integrated Information Systems, etc.), with full and effective participation of all relevant countries (Cited from Lima, M. G. B., Kitzinger, G., Vissman-Hanabaker, I. J., Buika-Varela, J., & Gupta, A. (2017)).</p> <p>REDD+ policies also deliver co-benefits (e.g. local carbon-sequestration benefits, governance improvement)</p> <p>Forest governance is another central aspect in recent studies, including debate on decentralization of forest management, logging concessions in public owned commercially valuable forests, and timber certification, primarily in temperate forests. (Cited from Rautavaara, M et al. (2014))</p> <p>(Cited from Lima, M. G. B., Kitzinger, G., Vissman-Hanabaker, I. J., Buika-Varela, J., & Gupta, A. (2017), (Cited from Lima, M. G. B., Kitzinger, G., Vissman-Hanabaker, I. J., Buika-Varela, J., & Gupta, A. (2017), (Cited from Lima, M. G. B., Kitzinger, G., Vissman-Hanabaker, I. J., Buika-Varela, J., & Gupta, A. (2017), (Cited from Lima, M. G. B., Kitzinger, G., Vissman-Hanabaker, I. J., Buika-Varela, J., & Gupta, A. (2017))</p>	<p>To provide finance and technology to developing countries to support emissions reductions, be supported by adequate and predictable financial and technology support, including support for capacity-building. (Cited from Lima, M. G. B., Kitzinger, G., Vissman-Hanabaker, I. J., Buika-Varela, J., & Gupta, A. (2017))</p> <p>Participation in the form of significant all country forest, e.g. financing, other bilateral finance, and the World Bank's Forest Carbon Partnership Facility (FCPF) are following (Cited from Andriano, D. (2017))</p> <p>Outcomes of opportunity cost for REDD+ are not clear. Some studies indicate higher carbon prices could continue to protect more forests, including those with lower carbon content. Conversely, when the cost of action is high, a large amount of additional land degraded for agriculture for the forest to be protected (Cited from Hines, L., & Brown, V. (2008))</p> <p>Forest governance is another central aspect in recent studies, including debate on decentralization of forest management, logging concessions in public owned commercially valuable forests, and timber certification, primarily in temperate forests. (Cited from Rautavaara, M et al. (2014))</p> <p>(Cited from Lima, M. G. B., Kitzinger, G., Vissman-Hanabaker, I. J., Buika-Varela, J., & Gupta, A. (2017), (Cited from Lima, M. G. B., Kitzinger, G., Vissman-Hanabaker, I. J., Buika-Varela, J., & Gupta, A. (2017), (Cited from Lima, M. G. B., Kitzinger, G., Vissman-Hanabaker, I. J., Buika-Varela, J., & Gupta, A. (2017))</p>
	Afforestation and reforestation			<p>Responsible decision making (11.7)</p> <p>Land-related mitigation, such as biofuel production, as well as conservation and reforestation activities can increase competition for land and natural resources so these resources should be accompanied by complementary policies (Cited from Iqbal, A. H., & Thauer, S. L. H. (2017))</p> <p>Iqbal, A. H., & Thauer, S. L. H. (2017)</p>	<p>Finance mobilization and Strengthen Partnership (11.1/11.14)</p> <p>Financing at the national and international level is required to grow more forests/planting, restore land, create awareness education facilities, providing training of local communities regarding the benefits of afforestation and reforestation.</p> <p>Article 12 of the Kyoto Protocol further sets a Clean Development Mechanism through which countries in Annex 1 can fund emissions reductions through projects implemented in developing countries (Cited from Hines, L., & Brown, V. L. (2010)).</p> <p>Afforestation and reforestation is also an early market-led sector within progressive, early 2000s forestry initiatives in the early 1990s, when Forest Management Programmes initiated in 1990, afforestation under National Afforestation and Reforestation Development (NARD) programmes since 1985, and private farmer and voluntary national plantation facilities (the common name of afforestation and reforestation is assumed to combine the various state-led schemes of 1.7% by 2005 (Cited from Rautavaara, M., Chaturvedi, R. S., & Marthy, L. S. (2008))</p> <p>Chaturvedi, R. S., & Marthy, L. S. (2008), Rautavaara, M. S., Chaturvedi, R. S., & Marthy, L. S. (2008)</p>
	Volitional response (responsible sourcing)			<p>Responsible decision making (11.7)</p> <p>Subsidies factor may seek advantages through competitive competition—perhaps by highlighting decent working conditions or the existence of a union—or to see trade associations or government agencies promoting the country as a responsible sourcing location (Cited from Barthe, Y. (2005))</p> <p>In the absence of domestic legal instruments providing incentives to improve cost-effectiveness of sourcing, it appears that initiatives to engage the major importing countries in developing responsible sourcing practices and policies is a practical approach. Under initiatives involve all the major importers, they are unlikely to be successful since the high costs associated with accreditation would increase production costs for those firms relative to their competitors (Cited from Barthe, Y., Wilson, A., Sun, X., & TerHaggen, A. (2011))</p> <p>Barthe, Y. (2005), (Cited from Barthe, Y., Wilson, A., Sun, X., & TerHaggen, A. (2011))</p>	<p>Finance and trade (11.1/11.11)</p> <p>Private certification initiatives for wood products and biomass sourcing may offset their schemes with criteria for “bioenergy” (external GHG offset). Also recycling of waste wood to pellets is not yet practical, due to unclear rules in the EU Waste Directive about biomass shipping (Cited from Sklarow, R., et al. (2014))</p> <p>Engagement of 13 Asian government and private sector stakeholders in supply sourcing sustainability initiatives may be the first step to support this gradual process of improvement. (Cited from Barthe, Y., Wilson, A., Sun, X., & TerHaggen, A. (2011))</p> <p>Although carrying out due diligence to better practice can require considerable financial resources, it may be substantially less of a financial burden than the potential fines and reputational damage resulting from sourcing a violation or environmental failure. (Cited from Barthe, Y., Wilson, A., Sun, X., & TerHaggen, A. (2011))</p> <p>Sklarow, R., et al. (2014), Barthe, Y., Wilson, A., Sun, X., & TerHaggen, A. (2011)</p>
Oncom	Oncom in fertilization				
	Blue carbon				
	Voluntary Monitoring				

Transport	Behavioral response	Water efficiency and pollution prevention (1.3.1/A/L/E)	Home Sustainable Consumption & Production patterns (1.3.2)
		<p>↑</p> <p>[2]</p> <p> </p> <p>○○</p> <p>***</p> <p>Behavioral changes in the transport sector that lead to reduced transport demand can lead to reduced transport energy supply. As water is used to produce a number of important transport fuels, the reduction in transport demand is anticipated to reduce water consumption and wastewater, resulting in more clean water for other sectors and the environment.</p> <p>Wills et al. (2018), Tiedeman et al. (2020), Pardo et al. (2018), Mohd et al. (2018)</p>	<p>↑</p> <p>[2]</p> <p> </p> <p>○○</p> <p>***</p> <p>Urban carbon mitigation must consider the equity, clean management of imported goods, the production efficiency within the city, the consumption patterns of urban consumers, and the responsibility of the ultimate consumers outside the city. Important for climate policy is recognizing the CO2 emissions that dominate CO2 emissions in global supply chains because they offer insights on where climate policy can be effectively directed.</p> <p>Ull, Ho, Cai, Wang, & Srinivasan, (2019); Rajapatil et al., 2019; Pardo et al. (2018)</p>
	Accelerating energy efficiency improvements	<p>↑</p> <p>[2]</p> <p> </p> <p>○○</p> <p>***</p> <p>Similar to behavioral changes, efficiency measures in the transport sector that lead to reduced transport demand can lead to reduced transport energy supply. As water is used to produce a number of important transport fuels, the reduction in transport demand is anticipated to reduce water consumption and wastewater, resulting in more clean water for other sectors and the environment.</p> <p>Wills et al. (2018), Tiedeman et al. (2020), Pardo et al. (2018), Mohd et al. (2018)</p>	<p>↑</p> <p>[2]</p> <p> </p> <p>○○</p> <p>***</p> <p>Behavioral complex responses resulting in significant growth in energy-efficient car choices, as well as differences in mobility patterns (shorter drives, driving styles) and actual fuel consumption between different car segments all affect the net progress on transport decarbonization. Consumption choices, and individual choices are situated in the frame of the surrounding urbanization. Major behavioral changes and emissions reductions requires understanding of this relational complexity, coordination of general measures with other policies and the local context and implementation of both demand-side control as well as market-based measures.</p> <p>Shawky, Mervin, & Janda, 2021; Maloney, 2016; Arshad, Ali-Attarfi, & Janda, 2023; Gilling, Moreno, & Sales, 2015; Ahammad & Pardo, 2007; Shalaby & Sattler, 2017; Arshad & Janda, 2021</p>
	Improved access & fuel switch to reduce low-carbon energy	<p>↑</p> <p>[2, 3]</p> <p> </p> <p>○○</p> <p>***</p> <p>A switch to low-carbon fuels in the transport sector can lead to a reduction in water demand and wastewater if the existing higher-carbon fuel is associated with a higher water intensity than the lower-carbon fuel. However, in some situations the switch to a low-carbon fuel such as e.g., biofuel could increase water use compared to existing conditions if the biofuel comes from a water-intensive feedstock. Transport electrification will lead to tradeoffs with water use if the electricity is produced with water-intensive power generation.</p> <p>Meyer et al. (2021); Song et al. (2018); Pardo et al. (2018)</p>	<p>↑</p> <p>[2]</p> <p> </p> <p>○○</p> <p>***</p> <p>Due to persistent reliance on fossil fuels, it is pointed that transport is more difficult to decarbonize than other sectors. This study partially confirms that transport is less resilient to a given carbon use than the non-transport sectors. In the first half of the century, transport mitigation is delayed by 25-30 years compared to non-transport mitigation. The extent to which water mitigation is possible strongly depends on implemented technologies and model structure.</p> <p>Winkler et al., 2021; Pignatelli, Loh, Pardo, Arshad, & Tavares, 2021; POC-489 W23 (2018); Drouot et al., 2020</p>

<p>Forest</p> <p>Ecological deterioration, EDD+</p>	<p>Water efficiency and pollution prevention (S.1.5.4/5.6)</p> <p>Forest management alters the hydrological cycle which could be positive or negative from a water perspective and is dependent on soil and conditions. Conservation of ecosystem services and forests could help avoid or maintain ecosystem integrity. Forests provide natural and regulated products and help to store carbon. Nordin et al. (2014), deRigo et al. (2014), Bai et al. (2017), Dixon, S. J., Tolsted, A., Nordin, S. A., & Venkat, L. V. (2008), Wang, S. (2017), Wang, S. et al. (2017)</p>	<p>Driver: Sustainable management (2.3)</p> <p>Reduce the losses pressure on forest, including actions to address drivers of deforestation (Quard, Ross-Louw, M. G. B., Steiner, O., Yonson-Francois, T. J., Smith-Ventura, J., & Gupta, A. (2017))</p> <p>Quard et al. (2017), Ross-Louw, M. G. B., Steiner, O., Yonson-Francois, T. J., Smith-Ventura, J., & Gupta, A. (2017)</p>	<p>Conservation of biodiversity, sustainability of terrestrial ecosystems</p> <p>[-1] SDG15 SDG13 SDG14 SDG11 SDG12 SDG16 SDG17</p> <p>Polices and programs for reducing deforestation and forest degradation, for rehabilitation and restoration of degraded lands can promote conservation of biological diversity. Reduce the human pressure on forests, including actions to address drivers of deforestation. IPCC WGII, 2014, Linn, M. B., et al. (2014), Miles, L., & Dixon, V. (2012), Gada, P., et al. (2017), Taylor, N., & Ingram, S. (2017), Wang, S. et al. (2017), Wang, S. et al. (2017)</p>	<p>Water efficiency and pollution prevention (S.1.5.4/5.6)</p> <p>Water management alters the hydrological cycle which could be positive or negative from a water perspective and is dependent on soil and conditions. Forest landscape restoration can have a large impact on water cycles. Strategic placement of trees in lands affected by drought salinity can remediate the affected lands by modifying landscape water balances. Widespread scale reforestation can result in the restoration of water quality. Miles, G. (2016), Jansen, S. J., Tolsted, A., Nordin, S. A., & Venkat, L. V. (2008), Linn, M. B., et al. (2014), Nordin, S. A., et al. (2014)</p>
<p>Afforestation and reforestation</p>	<p>Water efficiency and pollution prevention (S.1.5.4/5.6)</p> <p>Water management alters the hydrological cycle which could be positive or negative from a water perspective and is dependent on soil and conditions. Forest landscape restoration can have a large impact on water cycles. Strategic placement of trees in lands affected by drought salinity can remediate the affected lands by modifying landscape water balances. Widespread scale reforestation can result in the restoration of water quality. Miles, G. (2016), Jansen, S. J., Tolsted, A., Nordin, S. A., & Venkat, L. V. (2008), Linn, M. B., et al. (2014), Nordin, S. A., et al. (2014)</p>	<p>Water Efficiency (S.1.7) / Marine Protection and Income generation</p> <p>Management would help to reduce fisheries, to reduce losses. Miles, G. (2016)</p>	<p>Marine Ecosystems (S.1.7) / Marine Protection and Income generation</p> <p>Management would help to reduce fisheries, to reduce losses. Miles, G. (2016)</p>	<p>Conservation of biodiversity and restoration of land (S.1.7/ S.1.5/ S.1.6)</p> <p>[-1] SDG15 SDG13 SDG14 SDG11 SDG12 SDG16 SDG17</p> <p>Identified large amounts of land (200 Mha) globally as largely only suitable and meeting the CCMA-16 eligibility criteria (Quard et al. 2017, Tolsted, A., Nordin, S. A., & Venkat, L. V. (2008)). Forest landscape restoration can reverse biodiversity and reduce land degradation. Mitigation: reduce impacts of drivers (pollution, climate, forest) acting on the ecosystem and forest resources (biodiversity). Forests help cool: use canopy/ reduce 3.6-6.8 inches / year average, 77.2-176.8 m ha for total and 7.7-17.7 m ha / year in 2025 of forest area for 2020 (Quard et al. 2017). Forest and biodiversity conservation, combined with forest restoration, and the use of afforestation can provide a better solution of forest restoration to climate change (IPCC, 2014). Strategic placement of trees in lands affected by drought salinity can remediate the affected lands by modifying landscape water balances and prevent forest loss. Forests can mitigate climate change by increasing carbon stocks in biomass (Quard et al. 2017). Wang, S. et al. (2017)</p>
<p>Behavioral response (responsible sourcing)</p>	<p>Water efficiency and pollution prevention (S.1.5.4/5.6)</p> <p>Responsible sourcing will have co-benefits for water efficiency and pollution prevention if the sourcing strategies incorporate water metrics. There is a risk that shifting supply sources could lead to increased water use in another part of the economy. Van-Dal et al. (2017), Lambertini et al. (2014)</p>			<p>Sustainability manage forest (S.1.5/ S.1.6)</p> <p>[-1] SDG15 SDG13 SDG14 SDG11 SDG12 SDG16 SDG17</p> <p>At the same level, forest certification has also the to view the side of forest degradation, conservation of forest land to agriculture, and illegal logging (all of which forest activities threats to sustainable forests (Quard et al. 2017)). Wang, S. et al. (2017)</p>
<p>Coastal zone rehabilitation</p>		<p>Nature Pollution, Ocean Acidification, Fish Stocks, MPAs, ESD</p> <p>[-1] SDG15 SDG13 SDG14 SDG11 SDG12 SDG16 SDG17</p> <p>CCF could increase or reduce marine pollution, increase the likelihood of sea water stagnation, increase ocean acidification, might contribute to the rebuilding of fish stocks in producing plankton, generating therefore benefits for SDG, but might be associated with changing MPAs. Gonzalez et al. (2016), de Wit et al. (2016), Dixon (2016), Srinivasan and Hays (2016), Langlois et al. (2016), Duchet et al. (2016), Gibson et al. (2016), Thiel et al. (2016), Wolanski et al. (2016)</p>	<p>Coastal Acidification, Marine Pollution (S.1.5, S.1.6)</p> <p>[-1] SDG15 SDG13 SDG14 SDG11 SDG12 SDG16 SDG17</p> <p>Mitigation could buffer acidification & their associated toxicity. Scientists have not been able to replicate the effect on ocean acidification. Simpson et al. (2016), Parker et al. (2016)</p>	<p>Sustainability manage forest (S.1.5/ S.1.6)</p> <p>[-1] SDG15 SDG13 SDG14 SDG11 SDG12 SDG16 SDG17</p> <p>At the same level, forest certification has also the to view the side of forest degradation, conservation of forest land to agriculture, and illegal logging (all of which forest activities threats to sustainable forests (Quard et al. 2017)). Wang, S. et al. (2017)</p>
<p>Blue carbon</p>	<p>Integrated water resources management (S.1.5/5.6)</p> <p>[-1] SDG15 SDG13 SDG14 SDG11 SDG12 SDG16 SDG17</p> <p>Development of blue carbon resources (mangrove and marine vegetated ecosystems) can lead to coordinated management of water in coastal areas. Vignati et al. (2013)</p>		<p>Coastal Acidification, Marine Pollution (S.1.5, S.1.6)</p> <p>[-1] SDG15 SDG13 SDG14 SDG11 SDG12 SDG16 SDG17</p> <p>Mitigation could buffer acidification & their associated toxicity. Scientists have not been able to replicate the effect on ocean acidification. Simpson et al. (2016), Parker et al. (2016)</p>	<p>Conservation of biodiversity and restoration of land (S.1.7/ S.1.5/ S.1.6/ S.1.8)</p> <p>[-1] SDG15 SDG13 SDG14 SDG11 SDG12 SDG16 SDG17</p> <p>average difference of 11 mm per year in sea level rise between areas with mangrove and vegetated areas (see study areas Scotland, Kenya, Tanzania and South Africa). Pillayapillay et al. (2017), Wang (2017)</p>
<p>Enhanced Weathering</p>		<p>Coastal Acidification, Marine Pollution (S.1.5, S.1.6)</p> <p>[-1] SDG15 SDG13 SDG14 SDG11 SDG12 SDG16 SDG17</p> <p>Enhanced weathering (either by spreading lime or sulphate (in combination with CCI) over the ocean or either at beaches or in the catchment area of rivers) causes ocean acidification. "That of century ocean acidification is reversed under RCP4.5 and reduced by about two-thirds under RCP2.6; additionally, surface ocean organic carbon stocks, a key control on coral calcification rates, is maintained above 0.5 throughout the low latitudes. However, likely helping maintain the stability of tropical coral reef ecosystems (Tub et al. 2016)". However, also marine biology would be affected, in particular if spreading alkalis is used which actually works with the ocean (and not the ocean). Wolanski et al. (2016), Hartmann et al. (2016), Göhrer et al. (2016), Popejoy and Thiele (2016), Taylor et al. (2016), Smith et al. (2016)</p>	<p>Coastal Acidification, Marine Pollution (S.1.5, S.1.6)</p> <p>[-1] SDG15 SDG13 SDG14 SDG11 SDG12 SDG16 SDG17</p> <p>Mitigation could buffer acidification & their associated toxicity. Scientists have not been able to replicate the effect on ocean acidification. Simpson et al. (2016), Parker et al. (2016)</p>	<p>Conservation of biodiversity and restoration of land (S.1.7/ S.1.5/ S.1.6/ S.1.8)</p> <p>[-1] SDG15 SDG13 SDG14 SDG11 SDG12 SDG16 SDG17</p> <p>average difference of 11 mm per year in sea level rise between areas with mangrove and vegetated areas (see study areas Scotland, Kenya, Tanzania and South Africa). Pillayapillay et al. (2017), Wang (2017)</p>

Panel D Part 1

Industry	Energy efficiency					Renewable energy					Energy storage					Energy services					
	INTERACTION	MISSION SCORE	EVIDENCE	AGREEMENT	CONFIDENCE	INTERACTION	MISSION SCORE	EVIDENCE	AGREEMENT	CONFIDENCE	INTERACTION	MISSION SCORE	EVIDENCE	AGREEMENT	CONFIDENCE	INTERACTION	MISSION SCORE	EVIDENCE	AGREEMENT	CONFIDENCE	
Accelerating a range of future improvements	+	[+2]	GGGG	GGG	+++	+	[+2]	GGGG	GGG	+++	+	[+2]	GGGG	GGG	+++	+	[+2]	GGGG	GGG	+++	
Transitioning to a more renewable-based energy system that is highly energy efficient and aligned with the goal of achieving energy sector net-zero and making the energy industry more sustainable. In the reverse direction, infrastructure upgrades in other parts of the economy, such as the demand-side-reduction networks, can create the conditions for a successful expansion of renewable energy and energy efficiency measures (e.g., smart-metering and demand-side management). (Quote from McCollum et al., in review)	Energy efficiency leads to reduced relatively less energy demand and hence energy supply and energy intensity, reduces (improves) positive rebound effect on rate demand but to a very low extent due to low rebound effect in industry sector. Its scope, direction and the appropriate mix of instruments (policy) can reduce energy savings gaps, mobilize surplus energy to other uses (e.g., supporting growing economies, reducing off-the-peak demand, helping saving energy (e.g. thermal))	Energy savings (TWh, TWh, TWh, TWh) [1-2] GGGGGG	GGG	GGG	+++	Employment rate reduction from 25% to 12% in work office. Increases firm productivity and technical and managerial capacity of the employees.	GGGG	GGG	GGG	+++	Transitioning to a more renewable-based energy system that is highly energy efficient and aligned with the goal of achieving energy sector net-zero and making the energy industry more sustainable. In the reverse direction, infrastructure upgrades in other parts of the economy, such as the demand-side-reduction networks, can create the conditions for a successful expansion of renewable energy and energy efficiency measures (e.g., smart-metering and demand-side management). (Quote from McCollum et al., in review)	GGGG	GGG	GGG	+++	Industries are becoming supplier of energy, water heat, waste, real legs for solar energy generation, and hence reduced primary energy demand also and make towns and cities grow sustainable.	GGGG	GGG	GGG	+++	
Improving heat supply	+	[+2]	GGGG	GGG	+++	+	[+2]	GGGG	GGG	+++	+	[+2]	GGGG	GGG	+++	+	[+2]	GGGG	GGG	+++	
Industries are becoming supplier of energy, water heat, waste, real legs for solar energy generation, and hence reduced primary energy demand	Sustainable and modern (7.3.7.4)	GGGG	GGG	GGG	+++	Climate systems instead of their global economy can achieve climate goal and can help in economic growth through industrialization which saves on resources, environment and supports small, medium and even large industries, can lead to employment generation, so new regulations, incentives, tax regime can help in achieving the goal.	GGGG	GGG	GGG	+++	Industries and new infrastructure (3.3.3.3.3.3.3)	GGGG	GGG	GGG	+++	Industries are becoming supplier of energy, water heat, waste, real legs for solar energy generation and supply to neighborhood towns and towns, and hence reduced primary energy demand also and make towns and cities grow sustainable.	GGGG	GGG	GGG	+++	
Decarbonization/CC/CDD	+	[+2]	GGGG	GGG	+++	+	[+2]	GGGG	GGG	+++	+	[+2]	GGGG	GGG	+++	+	[+2]	GGGG	GGG	+++	
Affordable and sustainable energy sources	CC for IPCC can be increased but needs additional space and can need additional energy solutions compensating for higher efficiency objectives, reducing heat loss. However, CCS for low cost means high energy demand, which is making it less cost means higher electricity prices, in power industry new separation and drying technologies are key to reduce the energy intensity, allowing for carbon neutral operation in the future. Bio-refineries can reduce greenhouse gases, CO2 in line and steel with H2 encourages innovation in hydrogen infrastructure, in chemical industry also encourage renewable electricity and hydrogen, industrial polymer can increase biomass yield.	GGGG	GGG	GGG	+++	Progressive decouple growth from new decarbonization (S, S, S, S, S)	GGGG	GGG	GGG	+++	Industries and new infrastructure (3.3.3.3.3.3.3)	GGGG	GGG	GGG	+++	Deep decarbonization through radical technological change in IPCC will lead to radical innovations (e.g., completely changing industrial innovation strategy, plant and equipment, IPCC, production techniques, design and so on). Radical CC will need new infrastructure to transport CO2.	GGGG	GGG	GGG	+++	
Residential	Residential response	+	[+2]	GGGG	GGG	+++	+	[+2]	GGGG	GGG	+++	+	[+2]	GGGG	GGG	+++	+	[+2]	GGGG	GGG	+++
Energy efficiency improvement in Energy Efficiency (7.3.7.4)	Energy efficiency improvement in Energy Efficiency (7.3.7.4)	GGGG	GGG	GGG	+++	Energy efficiency improvement in Energy Efficiency (7.3.7.4)	GGGG	GGG	GGG	+++	Energy efficiency improvement in Energy Efficiency (7.3.7.4)	GGGG	GGG	GGG	+++	Energy efficiency improvement in Energy Efficiency (7.3.7.4)	GGGG	GGG	GGG	+++	
Accelerating a range of future improvements	+	[+2]	GGGG	GGG	+++	+	[+2]	GGGG	GGG	+++	+	[+2]	GGGG	GGG	+++	+	[+2]	GGGG	GGG	+++	
There is high agreement among researchers based on large number of evidence across various countries that energy efficiency improvement reduce energy consumption and hence lead to energy savings. Efficient cookstoves save time, energy. Efficient cookstoves save time, energy.	Employees or Opportunities (S, S, S, S, S, S, S) / Strong financial incentives (S, S)	GGGG	GGG	GGG	+++	Deploying renewables and energy-efficient technologies, when combined with other targeted monetary and fiscal policies, can help spur innovation and reduce fuel, regional, and national industrial and employment objectives. Cross-employment effects seem likely to be positive however, uncertainty remains regarding the net employment effects due to several uncertainties surrounding more economic feedback loops playing out at the global level. However, the distributional effects experienced by individual users may vary significantly. Strategic measures may need to be taken to ensure that a large scale switch to renewable energy reduces any negative impacts on those currently engaged in the business of fossil fuels (e.g., government support could help businesses to fuel and workers re-training. To support clean energy and energy efficiency efforts, strengthened financial institutions in developing country communities are necessary for providing capital, credit, and insurance to local entrepreneurs attempting to meet change. (Quote from McCollum et al., in review)	GGGG	GGG	GGG	+++	Urban Decarbonized Sustainability (S, S, S, S, S, S, S)	GGGG	GGG	GGG	+++	Renewable energy technologies and energy-efficient urban infrastructure solutions (e.g., public transit) can also promote urban environmental sustainability by improving air quality and reducing noise. Efficient transportation technologies powered by renewable-based energy sources will be a key building block of any sustainable transport system. (Quote from McCollum et al., in review). Green buildings help in sustainable construction.	GGGG	GGG	GGG	+++	
Improved access to fuel options to reduce low-carbon energy	+	[+2]	GGGG	GGG	+++	+	[+2]	GGGG	GGG	+++	+	[+2]	GGGG	GGG	+++	+	[+2]	GGGG	GGG	+++	
Renewable energy cost potential serves as the main source of meeting energy demand in the rapidly growing developing country cities. All et al. (2013) estimated the potential of solar, wind and biomass renewable energy options to meet part of the electrical demand in Gambia, Pakistan.	Renewable energy cost potential serves as the main source of meeting energy demand in the rapidly growing developing country cities. All et al. (2013) estimated the potential of solar, wind and biomass renewable energy options to meet part of the electrical demand in Gambia, Pakistan.	GGGG	GGG	GGG	+++	Renewable energy cost potential serves as the main source of meeting energy demand in the rapidly growing developing country cities. All et al. (2013) estimated the potential of solar, wind and biomass renewable energy options to meet part of the electrical demand in Gambia, Pakistan.	GGGG	GGG	GGG	+++	Renewable energy cost potential serves as the main source of meeting energy demand in the rapidly growing developing country cities. All et al. (2013) estimated the potential of solar, wind and biomass renewable energy options to meet part of the electrical demand in Gambia, Pakistan.	GGGG	GGG	GGG	+++	Renewable energy cost potential serves as the main source of meeting energy demand in the rapidly growing developing country cities. All et al. (2013) estimated the potential of solar, wind and biomass renewable energy options to meet part of the electrical demand in Gambia, Pakistan.	GGGG	GGG	GGG	+++	

Transport	Behavioral response	<p>Energy savings (2.5, 7b, 7c)</p> <p>[+2] SSB GD ++</p> <p>Behavioral response will reduce the amount of transport needs and, by extension, energy demand.</p> <p>Morales S., Poppo de Oliveira J.A., 2016; Nguyen M.L., Ribeiro S.L., 2019</p>	<p>Private Investment, inclusive economic growth (R.3)</p> <p>[+2] SSB GD +++</p> <p>Policy interventions (e.g. standards, efficient technologies leading to increased electricity prices leading the poor to switch away from charcoal) have a limited outcome (e.g. redistribution of income generated by carbon taxes) results is controlled by the primary state of (productive) job creation and poverty alleviation, and by trade-offs between mitigation adaptation and development policies. Detailed assessment of consequences of mitigation policies requires developing methods and reliable evidence to enable policymakers to more systematically identify how different social groups may be affected by the different available policy options. (Garduashvili, Amegash, Mwanuzi, & Nde, 2016); (Cass & Pughmore, 2016)(Kishor, Thompson, & Stricker, 2016)</p>		<p>Make cities & human settlements inclusive, safe, resilient (11.2)</p> <p>[+2] SSB GD ++</p> <p>Climate change threatens to worsen poverty. Therefore pro-poor mitigation policies are needed to reduce this threat. For example lowering costs and better infrastructure financing private resources and using designs that account for future climate change and the related uncertainty</p> <p>Hellegru et al., 2015; Morales S., Poppo-de-Oliveira J.A., 2016</p>
	Accelerating energy efficiency improvement	<p>Energy savings (2.5, 7b, 7c)</p> <p>[+2] SSB GD +</p> <p>Accelerating efficiency in transport reduces energy demand (effici)</p> <p>Theodor et al (2016)</p>	<p>Private Investment, inclusive economic growth (R.3)</p> <p>[+2, -2] SSB GD ++</p> <p>Significant opportunities to slow fossil growth and improve efficiency exist and, similarly, alternatives to petroleum exist but have different characteristics in terms of availability, cost, distribution, infrastructure, storage, and public acceptability. Production of new technologies, fuels and related culture can foster economic growth, however, efficient financing of increased capital spending and infrastructure is critical. (Stoddard et al., 2019)(Garduashvili, Mwanuzi, Amegash, & Casro, 2016)</p>	<p>Build Resilient Infrastructure (R.2)</p> <p>[+2, -2] SSB GD ++</p> <p>Combining promotion of mass transportation, upgrading train lines, a train line, BRT, paratransit systems, a bicycle sharing systems and hybrid buses and telecommuting, reduce traffic and significantly contribute to meet climate targets a comprehensive package of complementary mitigation options is necessary for deep and sustained emission reductions. In Sweden public bus fleet is shifting more towards electric vehicles compared to other cities (Dahls, 2016)(Kamari & Peters, 2017); (Mortimer-Jones, Arango-Arenas, Alvarez-Liria, & Gonzalez-Gomez, 2017); (Sato et al (2017)</p> <p>Only building, including infrastructure (S.1, S.4)</p>	<p>Make cities sustainable (11.3, 11.4)</p> <p>[+2] SSB GD +</p> <p>Two most important elements of making cities sustainable are efficient building and transport (part of these)</p> <p>Sung et al (2016)</p>
	Improved access & fuel switch to modern low-carbon energy	<p>Access to modern energy (7.2)</p> <p>[+2] SSB GD ++</p> <p>Market increase share of renewables but can perform poorly if too many countries increase their use of biofuel, whereas electricity performs best when many other countries begin use this technology. The strategies are not mutually exclusive and simultaneous implementation of some provides synergies for national energy security. Therefore, important to consider result of natural and contextual factors that can impact electric vehicles using electricity from renewables or low carbon sources combined with availability options such as hydro power, nuclear, biomass and direct flows, as well as promote walking and biking, especially for short distances need coordination (Mehner, 2016) (Agnafin (2015); (Wang et al 2017, (Mehner, 2017)</p>	<p>Private Investment, inclusive economic growth (R.3)</p> <p>[+2, -2] SSB GD ++</p> <p>The decarbonization of the freight sector tends to occur in the second part of the century and that the sector decarbonizes by a lower extent than the rest of the economy. Decarbonizing road freight on a global scale remains a challenge even when a stable progress in biofuels and electric vehicles has been accounted for.</p> <p>(Carmon & Longden, 2016) (P. Choulay et al., 2015)(IPCC WGI WG2 (2014)</p>	<p>Build Resilient Infrastructure (R.2)</p> <p>[+2] SSB GD +++</p> <p>Lack of appropriate infrastructure lead to limited access to jobs within year (Africa, Latin America, India)</p> <p>(Stoddard et al., 2019) (Nguyen, Puhon, & Thew, 2016); (Wassenaar & Mordant, 2016); (Sato et al 2017</p>	<p>Make cities & human settlements inclusive, safe, resilient (11.2)</p> <p>[+2] SSB GD ++</p> <p>In rapidly growing cities, the carbon savings from investments in public, low-cost-effective low-carbon measures could be quickly overwhelmed – in as little as 7 years – by the impacts of increased population and economic growth, highlighting the need to build capacities that enable the substitution not only of the economically attractive options in the short term but also of those deeper and more structural changes that are likely to be needed in the longer term. With hybrid electric vehicles, plug-in electric vehicles, there is emerging new concepts in transportation such as smart highways</p> <p>(Stoddard et al., 2019) (Nguyen, Puhon, & Thew, 2016); (Wassenaar & Mordant, 2016); (Mehner (2017)</p>

Panel D Part 2

		1					8					9					11				
Repeating code	Non-repeating code	INTERACTION	MISSION SCORE	EVIDENCE	AGREEMENT	CONFIDENCE	INTERACTION	MISSION SCORE	EVIDENCE	AGREEMENT	CONFIDENCE	INTERACTION	MISSION SCORE	EVIDENCE	AGREEMENT	CONFIDENCE	INTERACTION	MISSION SCORE	EVIDENCE	AGREEMENT	CONFIDENCE
	Renewables: renewables solar, wind, hydro	<p>Innovation and Growth (I.1)/E.2/A.4</p> <p>Decarbonization of the energy system through an up-scaling of renewables will greatly facilitate access to clean, affordable and reliable energy. Hydropower plays an increasingly important role for the global electricity supply. This mitigation option is in line with the targets of SD7 under the context of a transition to modern biomass.</p> <p>Chelso A. (2015), Rogge (2015) Chelso A. (2015), Jangala R.M., Kamazaki R.(2016)</p>					<p>Innovation and Growth (I.1)/E.2/A.4</p> <p>Decarbonization of the energy system through an up-scaling of renewables and energy efficiency is consistent with sustained economic growth and resource decoupling. Long-term scenario point towards slight consumption losses caused by a rapid and pervasive expansion of such energy solutions. Whether sustainable growth, as an overarching concept, is attainable or not is more disputed in the literature. (quote from McCullum et al., in review)</p> <p>McCullum et al. (in review), Brown et al. (2014), Clarke et al. (2014), Jackson and Fischer (2011), New Climate Economy (2014), OECD (2011), York and Moore (2011)</p>					<p>Inclusive and Sustainable Industrialization (I.3)/E.4</p> <p>A rapid up-scaling of renewable energies could necessitate the early retirement of fossil energy infrastructure (e.g., power plants, refineries, pipelines) on a large scale. The implications of this could in some cases be negative, unless targeted policies can help alleviate the burden on industry. (Quote from McCullum et al., in review)</p> <p>McCullum et al. (in review), Herranz et al. (2015), Fankhauser et al. (2016), Salvarth et al. (2011), Johnson et al. (2011)</p>					<p>Master Preparedness and Prevention (I.5)</p> <p>Deployment of renewable energy and improvements in energy efficiency globally will aid climate change mitigation efforts, and this, in turn, can help to reduce the exposure of people to certain types of disasters and extreme events. (Quote from McCullum et al., in review)</p> <p>McCullum et al. (in review), Drost et al. (2015), Hallegatte et al. (2014), IPCC (2014), Naki et al. (2013), Taly (2016)</p>				
	Increased use of biomass	<p>Increased use of modern biomass will facilitate access to clean, affordable and reliable energy. This mitigation option is in line with the targets of SD7.</p> <p>Chelso A. (2015), Jangala R.M., Kamazaki R. (2016), Rogge (2015)</p>					<p>Decarbonization of the energy system through an up-scaling of renewables will greatly facilitate access to clean, affordable and reliable energy.</p> <p>Jangala R.M., Kamazaki R. (2016)</p>					<p>Access to renewable and sustainable energy will be critical to sustain economic growth.</p> <p>Jangala R.M., Kamazaki R. (2016), Shaheen M., Rasool F., Ahmed F., Mirza M.E. (2016)</p>									
	Nuclear/Advanced Nuclear	<p>Increased use of nuclear power can provide stable baseload power supply and reduce price volatility.</p> <p>IPCC AR5 WGI (2014)</p>					<p>Local employment impact and reduced price volatility</p> <p>IPCC AR5 WGI (2014)</p>					<p>Innovation and Growth (I.1)/E.2/A.4</p> <p>Legacy cost of waste and advanced reactors</p> <p>IPCC AR5 WGI (2014), Marks and Polner (2011), Greenberg, (2013a), Schwenk-Peters (2015a), Wapenaar et al. (2014), Tyler et al. (2013a)</p>									
	CC in the energy	<p>Increased use of modern biomass will facilitate access to clean, affordable and reliable energy.</p> <p>IPCC AR5 WGI (2014)</p>					<p>See positive impacts of bioenergy use.</p>					<p>See positive impacts of bioenergy use and CCS/CCU in industrial demand.</p>									
	Advanced coal	<p>Advanced and cleaner coal-fuel technology is in line with the targets of SD7.</p> <p>IPCC AR5 WGI (2014)</p>					<p>Innovation and Growth (I.1)/E.2/A.4</p> <p>Loss of human and physical capital in the fossil-resources industry</p> <p>IPCC AR5 WGI (2014), Vergragt et al. (2011), Matheson et al. (2012), IPCC (2006), Brown et al. (2005), Fankhauser et al. (2005), Mackley and Thompson (2012), Johnson et al. (2011), Herranz et al. (2015)</p>					<p>See positive impacts of CCS/CCU in industrial demand.</p>									

