

APPROVED
01-20-2016

BOARD OF RECREATION
& PARK COMMISSIONERS

REPORT OF GENERAL MANAGER

NO. 16-013

DATE January 20, 2016

C.D. Various

BOARD OF RECREATION AND PARK COMMISSIONERS

SUBJECT: PROPOSITION 1C 2015 HOUSING-RELATED PARKS PROGRAM GRANT –
AUTHORIZATION TO SUBMIT GRANT APPLICATION; CITY COUNCIL
RESOLUTION; ACCEPTANCE OF GRANT FUNDS

R. Barajas _____
H. Fujita _____
V. Israel _____

K. Regan _____
*N. Williams NDW



General Manager

Approved

Disapproved _____

Withdrawn _____

RECOMMENDATIONS:

That the Board:

1. Authorize the Department of Recreation and Parks (RAP) to submit a 2015 Housing-Related Parks Program (HRPP) grant application to the California Department of Housing and Community Development (CDHCD) to fund acquisition, development, rehabilitation and/or improvements of various RAP's park and recreation facilities, subject to the approval of the Mayor and City Council;
2. Recommend to the City Council the adoption of the accompanying Resolution (Attachment No. 1), which authorizes the City of Los Angeles to apply for 2015 HRPP grant funds and designates RAP's General Manager, Executive Officer, or Assistant General Manager, as the agent to conduct all negotiations, execute and submit all documents, including, but not limited to grant applications, agreements, amendments, payment requests, and so on, which may be necessary for the completion of the proposed project(s);
3. Direct staff to transmit a copy of the grant Resolution to the Mayor, Office of the City Administrative Officer (CAO), Office of the Chief Legislative Analyst (CLA), and to the City Clerk for committee and City Council approval, pursuant to the Los Angeles Administrative Code Section 14.6 *et seq.* as may be amended;

REPORT OF GENERAL MANAGER

PG. 2

NO. 16-013

4. Direct staff to transmit a copy of the grant award to the Mayor, Office of the City Administrative Officer (CAO), Office of the Chief Legislative Analyst (CLA), and to the City Clerk for committee and City Council approval before accepting and receiving the grant award, pursuant to the Los Angeles Administrative Code Section 14.6 *et seq.* as may be amended;
5. Authorize RAP's General Manager to accept and receive the 2015 HRPP grant, if awarded, subject to the approval of the Mayor and City Council and City Attorney approval, as to form, of the resulting agreement; and,
6. Authorize RAP's Chief Accounting Employee to establish the necessary account and/or to appropriate funding received within "Recreation and Parks Grant" Fund 205 to accept the 2015 HRPP grant, if awarded, from CDHCD.

SUMMARY:

In November 2015, the CDHCD released the 2015 Designated Program Year Notice of Funding Availability and has \$30 million available for the 2015 Program Year for the Housing-Related Parks Program (HRPP). The grant application is due by February 4, 2016. CDHCD must receive the City Council-approved Resolution by March 4, 2016.

The HRPP, funded through the passage of Proposition 1C, rewards local governments for developing new or rehabilitated residential affordable housing for low-income households. The HRPP funds are to be used for the creation or rehabilitation of park and recreation facilities, including, but not limited to, the acquisition of land, sport play fields, play areas, non-motorized recreational trails, play structures, outdoor recreation, and landscaping.

The Los Angeles Housing and Community Investment Department (HCIDLA) is instrumental in furthering the goals of the CDHCD by creating and/or rehabilitating much needed affordable housing throughout the City of Los Angeles. Through a long-standing collaboration with HCIDLA, which provides the affordable housing and supporting documentation needed to obtain the HRPP grant funding, RAP has increased and/or improved City park and recreation land having been the recipient of over \$12.3 million in grant funds from the last four (4) HRPP rounds—2010 Program Year award \$1,594,850; 2011 Program Year award \$1,891,300; 2013 Program Year award \$8,221,950; and 2014 Program Year award \$612,150 (Council File Nos. 11-1378 and 14-0996). These funds have been used to fully fund or supplement funding for twenty (20) park improvement projects, all of which are located within in a park deficient and designated disadvantaged community.

REPORT OF GENERAL MANAGER

PG. 3

NO. 16-013

The park projects that have been funded through previous HRPP awards are as follows:

Project Name	CD	Scope	Award Amount	HRPP Round
139 E. 61st Street Park	9	Construction of a new neighborhood pocket park	\$299,367.92	2010
4600 Orchard Avenue Park	9	Construction of a new neighborhood pocket park	\$233,532.17	2010
554 W. 97th Street Park	8	Construction of a new neighborhood pocket park	\$182,738.20	2010
609 W. 105th Street Park	8	Construction of a new neighborhood pocket park	\$99,916.24	2010
833 W. 76th Street Park	8	Construction of a new neighborhood pocket park	\$171,447.57	2010
8620 Wall Street Pocket Park	9	Construction of a new neighborhood pocket park	\$395,065.90	2010
South Park Improvements	9	Sports field improvements including construction of new synthetic field	\$212,782.00	2010
109th Street Recreation Center	15	Indoor/outdoor lighting improvements and gym building refurbishment including HVAC	\$647,450.00	2011
Banning Recreation Center	15	Indoor/outdoor lighting improvements, pathway improvements and electrical refurbishment	\$500,000.00	2011
Vermont and Gage Pocket Park	9	Development of a new park, including walking paths, lighting, landscape and irrigation	\$743,850.00	2011
Algin Sutton Recreation Center	8	Indoor and outdoor lighting improvements and ball diamond refurbishment	\$200,000.00	2013
Central Pool	9	Replacement of existing swimming pool	\$1,739,800.00	2013

REPORT OF GENERAL MANAGER

PG. 4

NO. 16-013

Evergreen Recreation Center	14	Roofing retrofit and HVAC system replacement	\$648,900.00	2013
Jackie Tatum-Harvard Recreation Center	8	Playground and outdoor lighting improvements, the installation of challenge course and ADA improvements to parking lot including repaving and re-striping	\$1,300,000.00	2013
Leslie N. Shaw Park	10	Pathway, landscaping and irrigation, and playground improvements	\$1,000,000.00	2013
MacArthur Park	1	Improvements to the entry way at 7th and Alvarado; installation of new irrigation pumps and treatment system, installation of new pressure media filters and connection; installation of new pressure Ultra Violet (UV) disinfection system and connection; extension of treated water line from UV system to outside the pump house; and construction of new irrigation mainline and connections to existing irrigation system	\$2,000,000.00	2013
Pershing Square Park	14	Installation of two (2) play areas, landscaping, fencing, conversion of existing parking attendant office into Ranger Station, painting and signage	\$1,000,000.00	2013
South Park Improvements	9	Sports field improvements including construction of new synthetic field	\$233,250.00	2013
Toberman Recreation Center	1	Indoor and outdoor lighting improvements and security cameras	\$100,000.00	2013
Chesterfield Square Park Improvements	8	General park improvements including removal and installation of pre-fabricated restroom building with Americans with Disabilities Act compliance	\$612,150.00	2014
TOTAL AWARDS			\$12,320,250.00	

REPORT OF GENERAL MANAGER

PG. 5

NO. 16-013

Based on the 2015 HRPP funds' anticipated availability in September 2016 and a project completion deadline of June 2018, RAP's Planning, Construction, and Maintenance Branch is recommending the following eligible park projects, which are also located within a park deficient and designated disadvantaged community:

Project Name	CD	Scope	Estimated Grant Amount	HRPP Round
North Hills Community Park	6	Construction of new synthetic field	\$1,143,350.00	2015
Slauson Recreation Center	9	Construction of new synthetic field	\$1,143,350.00	2015
Van Nuys Recreation Center	6	Construction of new synthetic field	\$1,143,350.00	2015
ANTICIPATED TOTAL AWARD			\$3,430,050.00	

A Park Analysis Report showing a breakdown of the community's population by age and income is included for each of the proposed park projects: North Hills Community Park, located at 8756 Parthenia Place, North Hills, CA 91343; Slauson Recreation Center, located at 5306 South Compton Avenue, Los Angeles, CA 90011; and Van Nuys Recreation Center, located at 14301 Vanowen Avenue, Van Nuys, CA 91405, respectively (Attachment Nos. 2 - 4).

FISCAL IMPACT STATEMENT:

At this time, there is no anticipated fiscal impact to RAP's General Fund; however, future maintenance costs have yet to be determined.

This Report was prepared by Isophine Atkinson, Senior Management Analyst, Grants Administration.

**RESOLUTION OF THE CITY COUNCIL OF THE CITY OF LOS ANGELES
AUTHORIZING APPLICATION FOR HOUSING RELATED PARKS GRANT**

WHEREAS, the State of California, Department of Housing and Community Development (Department) has issued a Notice of Funding Availability dated October 26, 2015 (NOFA), under its Housing-Related Parks (HRP) Program;

WHEREAS, the City of Los Angeles (Applicant) desires to apply for a HRP Program grant and submit the 2015 Designated Program Year Application Package released by the Department for the HRP Program; and

WHEREAS, the Department is authorized to approve funding allocations for the HRP Program, subject to the terms and conditions of the NOFA, Program Guidelines, Application Package, and Standard Agreement;

NOW, THEREFORE, BE IT RESOLVED THAT THE CITY COUNCIL OF THE CITY OF LOS ANGELES HEREBY:

1. Applicant is hereby authorized and directed to apply for and submit to the Department the HRP Program Application Package released November 2015 for the 2015 Designated Program Year in an amount not to exceed **\$4,000,000.00**. If the application is approved, the Applicant is hereby authorized and directed to enter into, execute, and deliver a State of California Standard Agreement (Standard Agreement) in an amount not to exceed **\$4,000,000.00**, and any and all other documents required or deemed necessary or appropriate to secure the HRP Program Grant from the Department, and all amendments thereto (collectively, the "HRP Grant Documents").
2. Applicant shall be subject to the terms and conditions as specified in the Standard Agreement. Funds are to be used for allowable capital asset project expenditures to be identified in **Exhibit A** of the Standard Agreement. The application in full is incorporated as part of the Standard Agreement. Any and all activities funded, information provided, and timelines represented in the application are enforceable through the Standard Agreement. Applicant hereby agrees to use the funds for eligible capital asset(s) in the manner presented in the application as approved by the Department and in accordance with the NOFA and Program Guidelines and Application Package.
3. The City of Los Angeles Department of Recreation and Parks' General Manager, Executive Officer, or Assistant General Manager is authorized to execute in the name of Applicant the HRP Program Application Package and the HRP Grant Documents as required by the Department for participation in the HRP Program.

PASSED AND ADOPTED this _____ Day of _____, 2016, by the following vote:

AYES: _____ NAYS: _____ ABSTAIN: _____ ABSENT: _____

The undersigned City Clerk of the Applicant here before named does hereby attest and certify that the forgoing is a true and full copy of a Resolution of the City Council of the City of Los Angeles adopted at a duly convened meeting on the date above-mentioned, which has not been altered, amended or repealed.

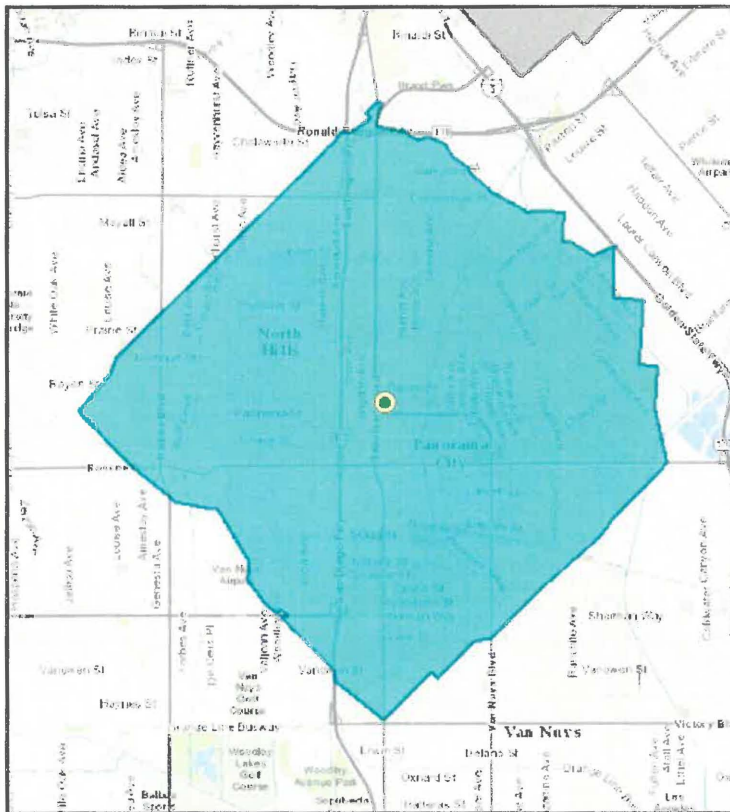
HOLLY L. WOLCOTT, City Clerk

By: _____



**EQUITABLE PARKS & AMENITIES
DECISION SUPPORT SYSTEM**

Park Analysis Report



Scenario Information

Scenario Name:

North Hills

Description:

Scenario Type:

Existing Park Upgrade

North Hills Community Park

Park Class:

Community

Baseline Dataset*:

All Parks (RAP and Non-RAP)

*The baseline dataset is the existing parks dataset whose service areas are used to calculate the currently non-served metrics given below in blue. These residents and households, which would be served by the proposed park, are not currently served by any existing park in the baseline dataset.

Population and Age Breakdown

	Total Residents Served:	Currently Non-Served Residents Served:
Residents Served:	207,231	0
Residents Served by Age		
Under Age 5:	16,392	0
Age 5 to 9:	15,270	0
Age 10 to 14:	15,905	0
Age 15 to 17:	10,228	0
Age 18 to 64:	132,255	0
Age 65 and Over:	17,181	0

Household and Income Breakdown

	Total Households Served:	Currently Non-Served Households Served:
Households Served:	57,455	0
Households Served by Annual Income		
Under \$25,000:	14,357	0
\$25,000 to \$34,999:	7,154	0
\$35,000 to \$49,999:	9,097	0
\$50,000 to \$74,999:	10,417	0
\$75,000 and Over:	16,430	0

Source: Census/ACS 2010

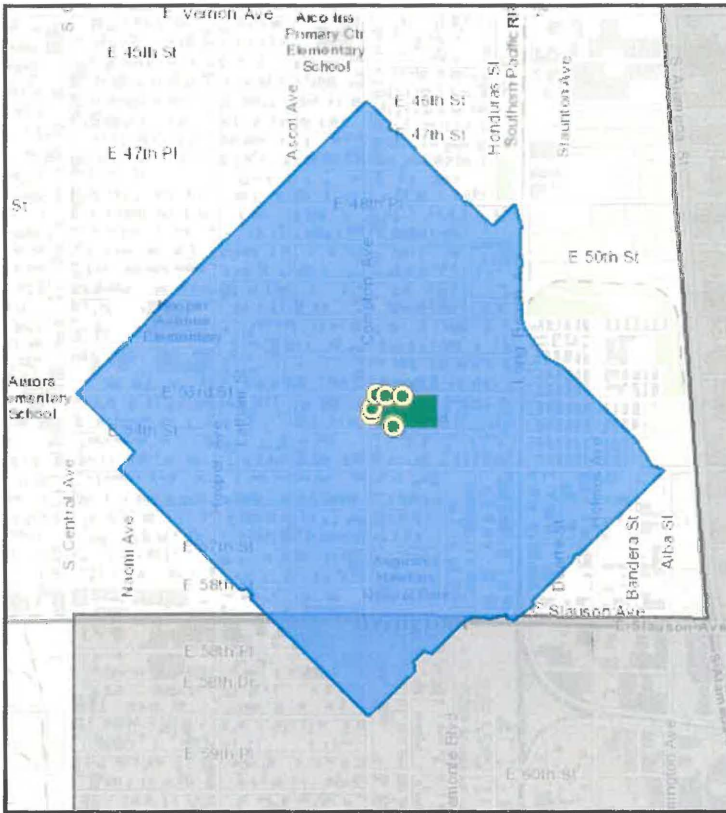
City of Los Angeles
Department of Recreation and Parks
Date Generated: 01/05/2016

Disclaimer: This report is for informational purposes only and relies on data from a variety of sources, which may or may not be accurate or current. The City of Los Angeles assumes no responsibility arising from the use of this report. The map and associated data are provided "as is" without warranty of any kind.



**EQUITABLE PARKS & AMENITIES
DECISION SUPPORT SYSTEM**

Park Analysis Report



Scenario Information

Scenario Name:

Slauson

Description:

Scenario Type:

Existing Park Upgrade

James Slauson Recreation Center

Park Class:

Neighborhood

Baseline Dataset*:

All Parks (RAP and Non-RAP)

*The baseline dataset is the existing parks dataset whose service areas are used to calculate the currently non-served metrics given below in blue. These residents and households, which would be served by the proposed park, are not currently served by any existing park in the baseline dataset.

Population and Age Breakdown

Household and Income Breakdown

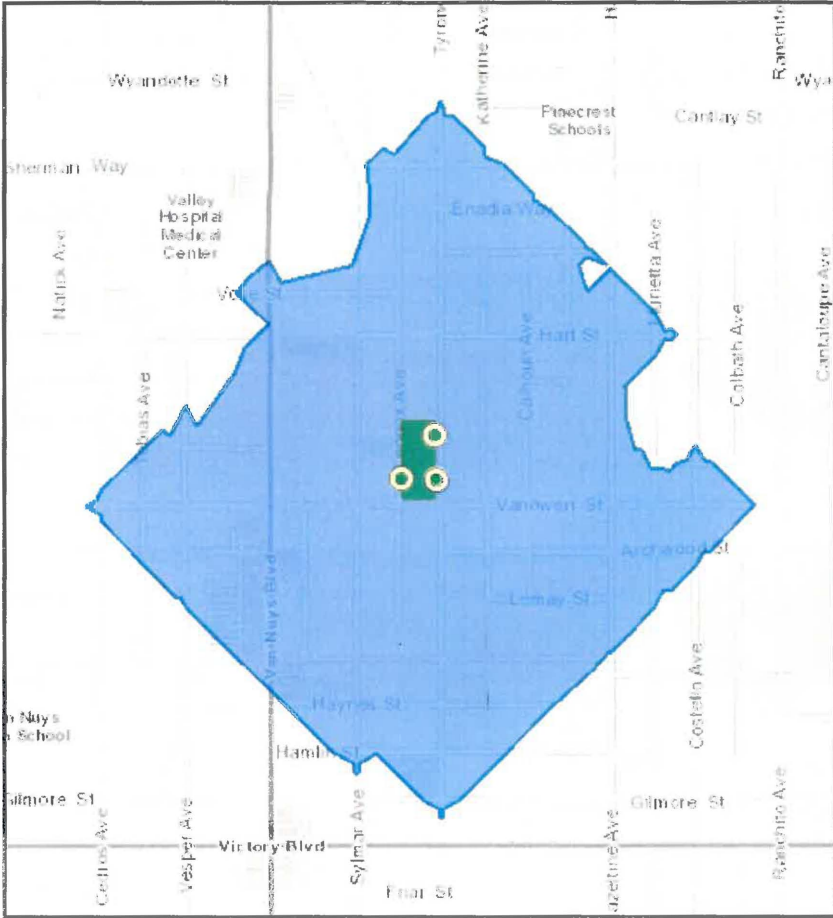
	Total Residents Served:	Currently Non-Served Residents Served:	Total Households Served:	Currently Non-Served Households Served:	
Residents Served:	12,679	0	Households Served:	2,683	
Residents Served by Age			Households Served by Annual Income		
Under Age 5:	1,317	0	Under \$25,000:	1,095	0
Age 5 to 9:	1,246	0	\$25,000 to \$34,999:	348	0
Age 10 to 14:	1,265	0	\$35,000 to \$49,999:	464	0
Age 15 to 17:	782	0	\$50,000 to \$74,999:	494	0
Age 18 to 64:	7,559	0	\$75,000 and Over:	282	0
Age 65 and Over:	510	0			

Source: Census/ACS 2010



**EQUITABLE PARKS & AMENITIES
DECISION SUPPORT SYSTEM**

Park Analysis Report



Scenario Information

Scenario Name:
Van Nuys

Description:

Scenario Type:
Existing Park Upgrade
Van Nuys Recreation Center
Park Class:
Neighborhood
Baseline Dataset*:
All Parks (RAP and Non-RAP)

*The baseline dataset is the existing parks dataset whose service areas are used to calculate the currently non-served metrics given below in blue. These residents and households, which would be served by the proposed park, are not currently served by any existing park in the baseline dataset.

Population and Age Breakdown

	Total Residents Served:	Currently Non-Served Residents Served:
Residents Served:	8,638	0

Residents Served by Age

Under Age 5:	628	0
Age 5 to 9:	621	0
Age 10 to 14:	656	0
Age 15 to 17:	379	0
Age 18 to 64:	5,729	0
Age 65 and Over:	625	0

Household and Income Breakdown

	Total Households Served:	Currently Non-Served Households Served:
Households Served:	2,648	0

Households Served by Annual Income

Under \$25,000:	895	0
\$25,000 to \$34,999:	363	0
\$35,000 to \$49,999:	428	0
\$50,000 to \$74,999:	444	0
\$75,000 and Over:	518	0

Source: Census/ACS 2010