

Fall 2023

Factbook

Quick Facts

Mission:	The mission of Lindsey Wilson College is to serve the educational needs of students by providing a living-learning environment within an atmosphere of active caring and Christian concern where every student, every day, learns and grows and feels like a real human being.
Founded:	1903 as Lindsey Wilson Training School
Location:	Columbia, KY
Accreditations:	Southern Association of Colleges & Schools Commission on Colleges (SACSCOC) Commission on Collegiate Nursing Education (CCNE) University Senate of the United Methodist Church Council for the Accreditation of Educator Preparedness (CAEP) Council for Accreditation of Counseling & Related Education Programs (CACREP) International Assembly of Collegiate Business Education (IACBE)
Affiliation:	Kentucky Conference of the United Methodist Church
Degrees Offered:	A.A., B.A., B.S., B.S.N., M.B.A., M.Ed., M.S., Ph.D.
Programs:	56 programs of study offered (28 undergraduate majors, 21 minors, 5 master's level, 1 doctoral level, and 1 graduate certificate in substance abuse counseling)
Faculty:	120 full-time faculty members with 82% holding a terminal degree in their field and 80% holding a doctoral degree

Fall 2023 Student Demographics

Headcount:	3,954 (1,775 undergraduates, 2,179 graduate students)
FTE:	3,570 (1,658 undergraduates, 1,912 graduate students)
States:	40 states and U.S. territories are represented
Countries:	50 foreign countries are represented
KY Counties:	99 of 120 of the counties in the Commonwealth of Kentucky are represented
Pell:	65% of undergraduates who completed the FAFSA® received Pell grants
Appalachia:	54% of undergraduates are from Appalachian counties
First-Generation:	34% of undergraduates are first-generation students
Minority:	19% of undergraduates are minorities
Underserved:	84% of undergraduates are from at least one underserved population (Pell, Appalachia, first-generation, or minority) with many being from multiple groups

History

Lindsey Wilson College was founded in 1903 as Lindsey Wilson Training School by the Louisville Conference of the Methodist Episcopal Church, South. The school was named in memory of Lindsey Wilson, the deceased nephew and stepson of Mrs. Catherine Wilson of Louisville, Ky. Today, Lindsey Wilson College continues its affiliation with the Kentucky Annual Conference of The United Methodist Church.

Mrs. Wilson contributed \$6,000 toward the construction of one of the school's first buildings, which now serves as the L.R. McDonald Administration Building. Funding also came from the citizens of Columbia and from Mrs. James Phillips of Lebanon, Ky., for whom Phillips Hall, a women's residence hall, is named. Mrs. Kizzie Russell of Columbia also made substantial gifts.

In its early years, Lindsey Wilson educated grades one through 12. Concentration was on "normal work" to prepare students to be teachers; many continued their education at Vanderbilt University.

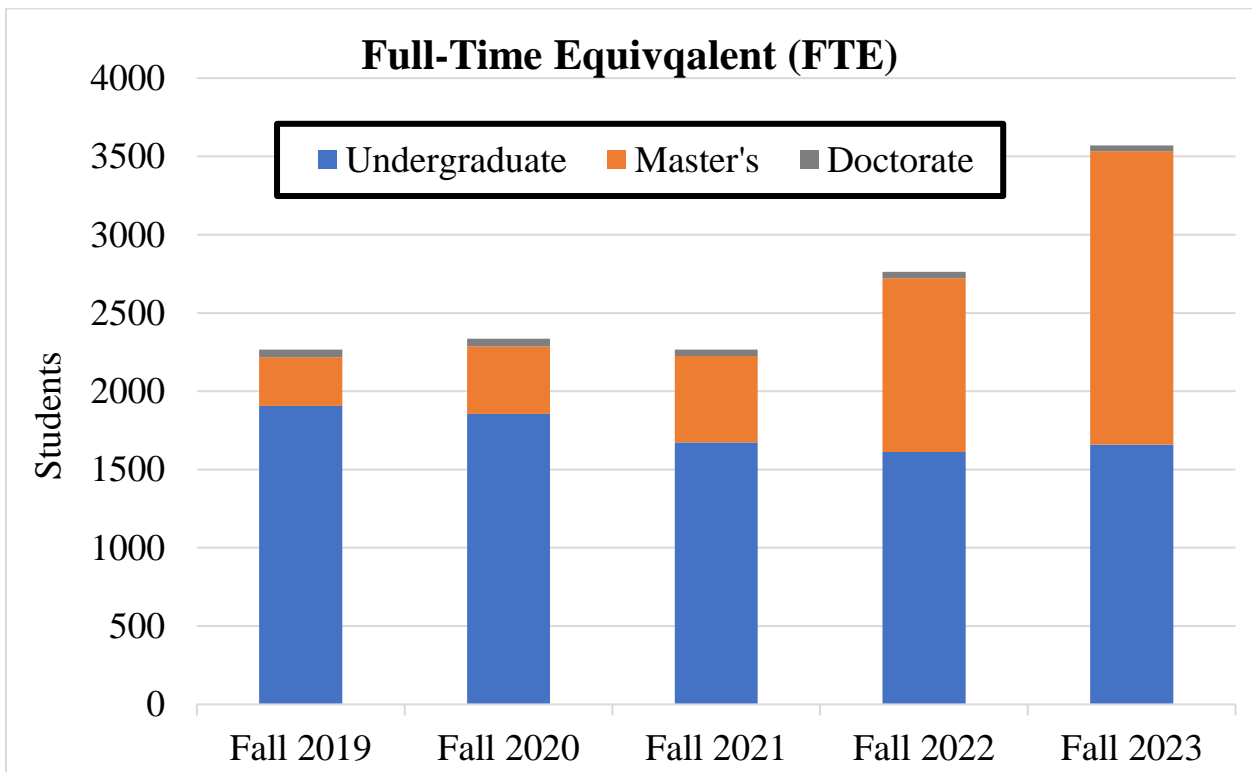
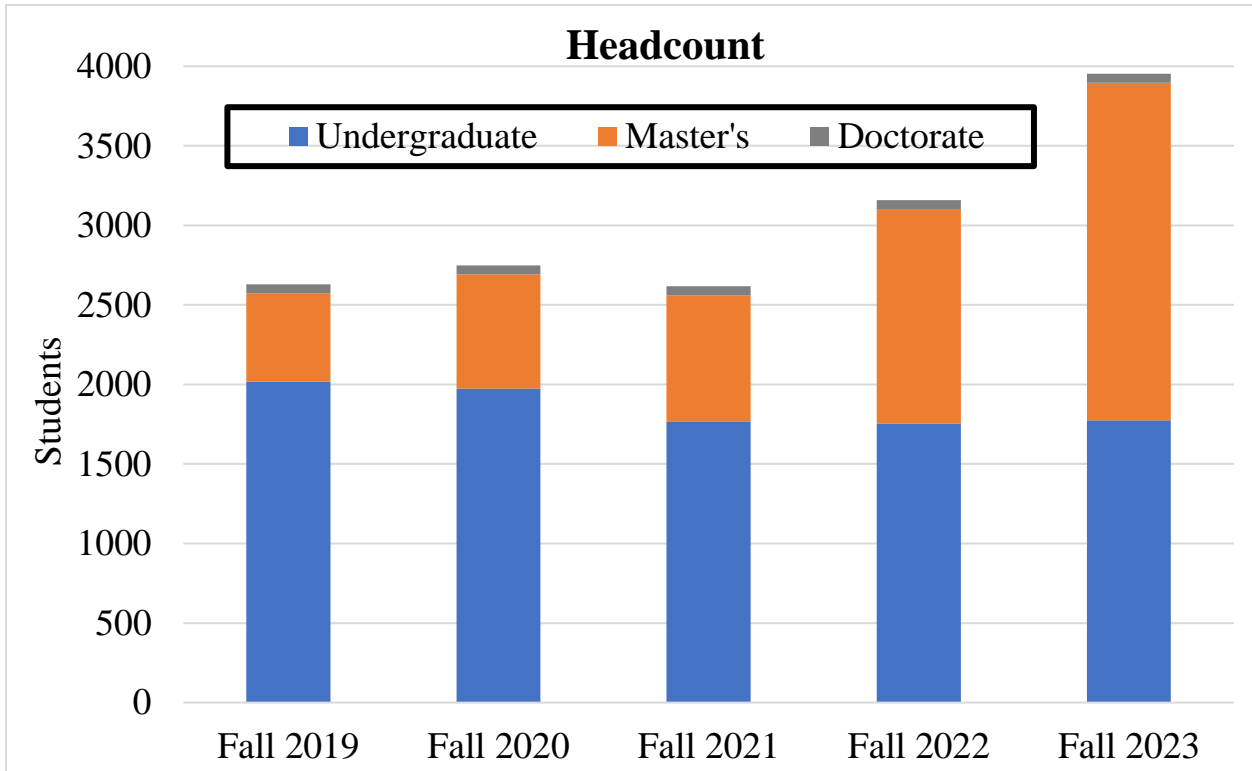
In 1923, the school's curriculum was reorganized, and a college department offering a junior college degree was added. In 1934, Lindsey Wilson College closed its academy, and the school became exclusively a junior college. The college, however, maintained a Model Training School from 1933 through 1979.

In 1951, the college was accredited by the Southern Association of Colleges and Schools Commission on Colleges, and in 1985, the college's trustees voted to become a four-year liberal arts college. Lindsey Wilson graduated its first baccalaureate class in May 1988.

The college added a master's degree in counseling in April 1993. The program is accredited by the Council for Accreditation of Counseling and Related Educational Programs (CACREP), and it has been cited by CACREP as a model small-college graduate program. Since then, additional master's programs in business administration and technology management have been added. In fall 2014, the college began offering a Doctor of Philosophy degree in counselor education & supervision, which received CACREP accreditation in January 2018.

While historically the college's focus has been to serve the citizens of Southcentral Kentucky, Lindsey Wilson also has blended programs at community campuses in the Kentucky cities of Ashland, Cumberland, Elizabethtown, Hazard, London, Louisville, Prestonsburg, Radcliff, Scottsville, and Somerset, with other community campuses in Virginia (Cedar Bluff), West Virginia (Logan), Tennessee (Gallatin, Nashville, and Oak Ridge), and Ohio (Hillsboro).

Enrollment by Degree Level (5-Year Trend)



Fall 2023 Student Headcount by Instructional Site

Headcount: All Students

Campus	Number
Graduate Hybrid	1,608
Main-Columbia, KY	1,348
Online	741
Dual Enrollment	131
Southern State Community College-Hillsboro, OH	30
Southern West Virginia Community & Technical College-Logan, WV	25
Southeast Community & Technical College-Cumberland, KY	21
Somerset Community College-Somerset, KY	14
Hazard Community & Technical College-Hazard, KY	11
Somerset Community College-London, KY	6
Bluegrass Community & Technical College-Lexington, KY	6
Volunteer State Community College-Gallatin, TN	5
Ashland Community & Technical College-Ashland, KY	5
Jefferson Community & Technical College-Louisville, KY	3
Total Headcount	3,954

Headcount: Undergraduates

Campus	Number
Main-Columbia, KY	1,285
Online	316
Dual Enrollment	131
Southern State Community College-Hillsboro, OH	12
Southern West Virginia Community & Technical College-Logan, WV	12
Southeast Community & Technical College-Cumberland, KY	7
Somerset Community College-London, KY	6
Somerset Community College-Somerset, KY	6
Total Undergraduate Headcount	1,775

Headcount: Graduate Students

Campus	Number
Graduate Hybrid	1,608
Online	425
Main-Columbia, KY	57
Southern State Community College-Hillsboro, OH	18
Southeast Community & Technical College-Cumberland, KY	14
Southern West Virginia Community & Technical College-Logan, WV	13
Hazard Community & Technical College-Hazard, KY	11
Somerset Community College-Somerset, KY	8
Main-Columbia, KY	6
Bluegrass Community & Technical College-Lexington, KY	6
Volunteer State Community College-Gallatin, TN	5
Ashland Community & Technical College-Ashland, KY	5
Jefferson Community & Technical College-Louisville, KY	3
Total Graduate Student Headcount	2,179

Fall 2023 Enrollment by Race

All Students

Race	Percent
American Indian or Alaskan Native	0.5%
Asian	5.8%
Black	6.1%
Caucasian	43.0%
Hispanic	0.3%
Native Hawaiian or Other Pacific Islander	0.1%
Two or more races	1.9%
Other	0.8%
Unknown	7.1%
Nonresident Alien	34.4%

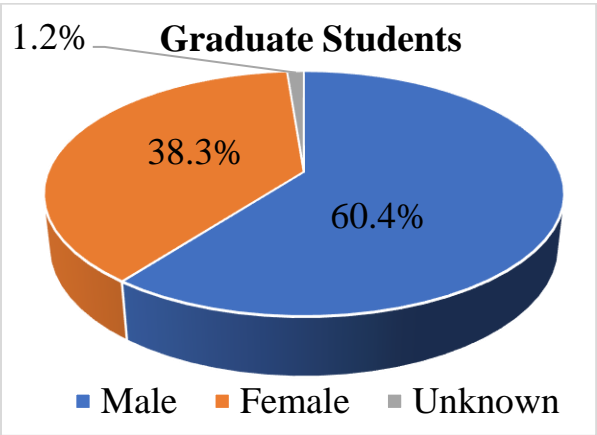
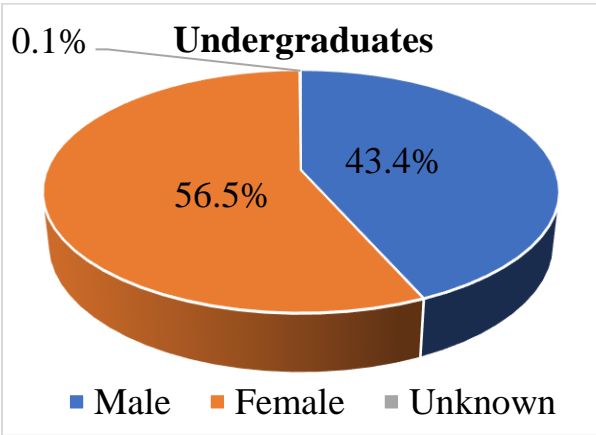
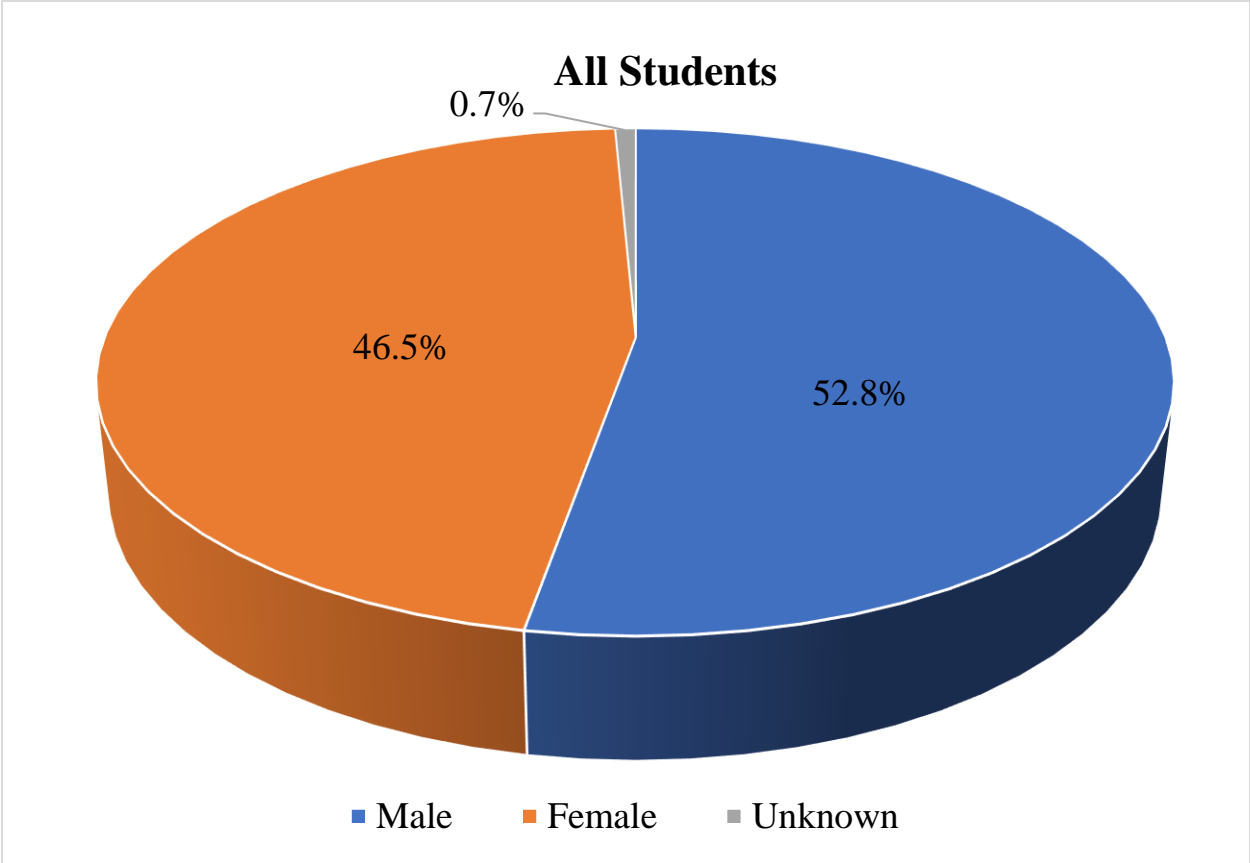
Undergraduates

Race	Percent
American Indian or Alaskan Native	0.6%
Asian	0.6%
Black	10.3%
Caucasian	70.2%
Hispanic	0.6%
Native Hawaiian or Other Pacific Islander	0.1%
Two or more races	3.0%
Other	1.1%
Unknown	11.0%
Nonresident Alien	2.4%

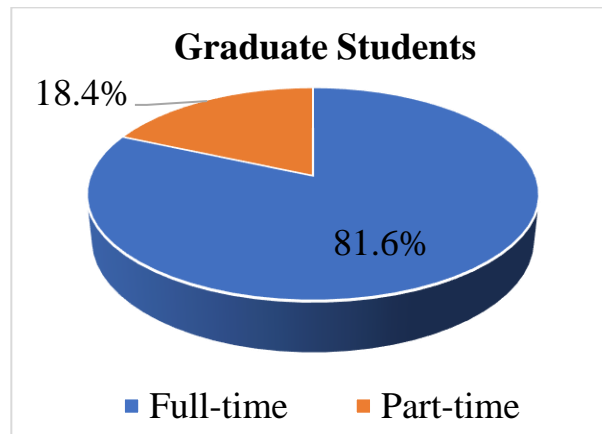
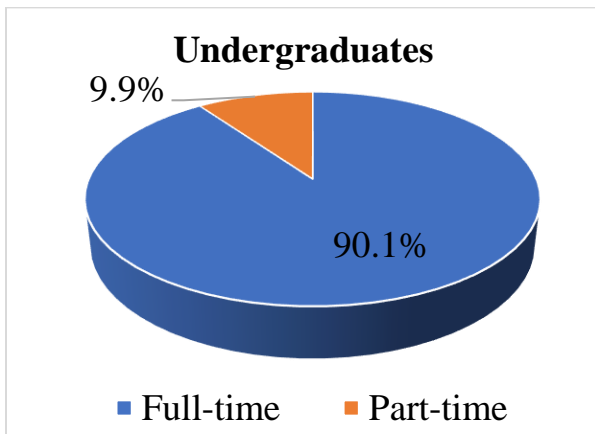
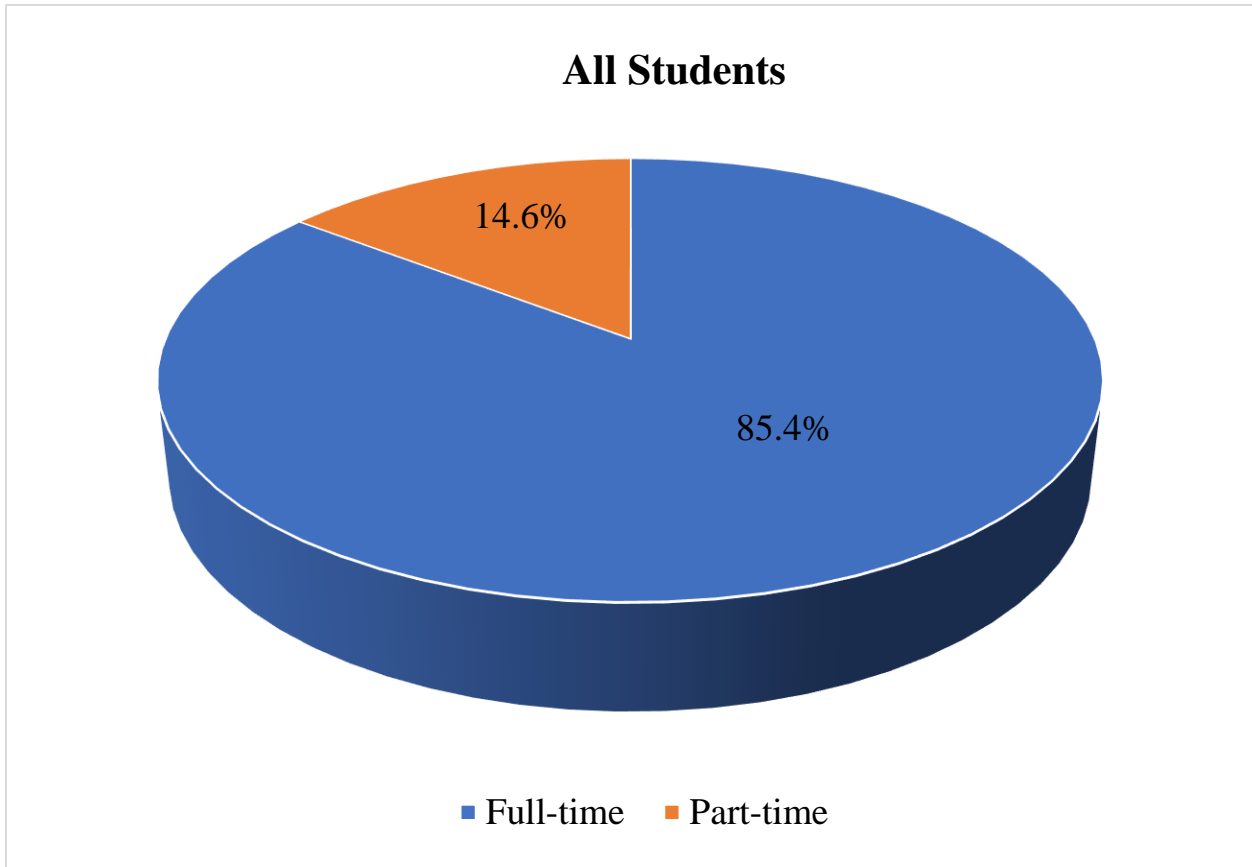
Graduate Students

Race	Percent
American Indian or Alaskan Native	0.4%
Asian	10.0%
Black	2.7%
Caucasian	20.8%
Hispanic	0.1%
Native Hawaiian or Other Pacific Islander	0.0%
Two or more races	1.1%
Other	0.5%
Unknown	3.9%
Nonresident Alien	60.5%

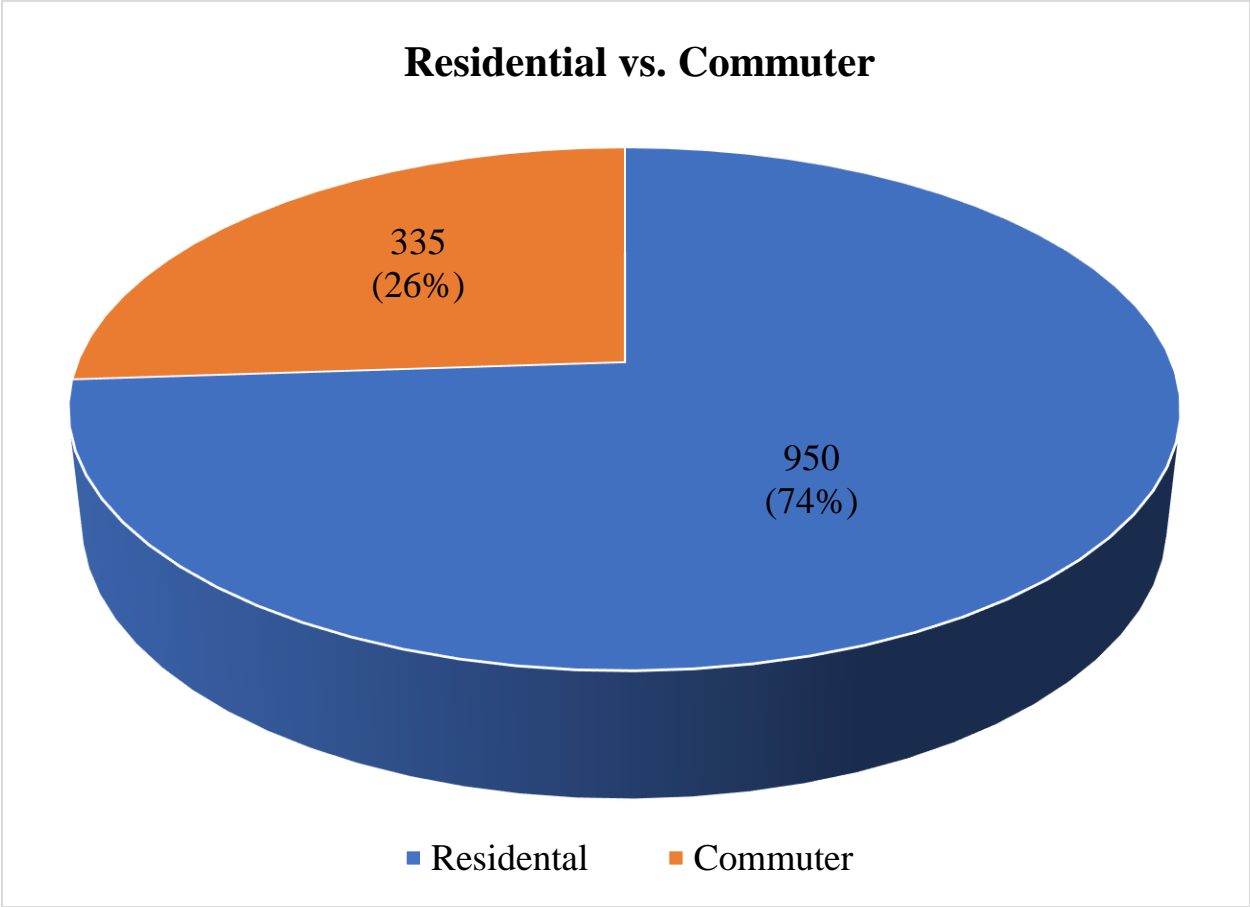
Fall 2023 Enrollment by Gender



Fall 2023 Full-Time vs. Part-Time Enrollment

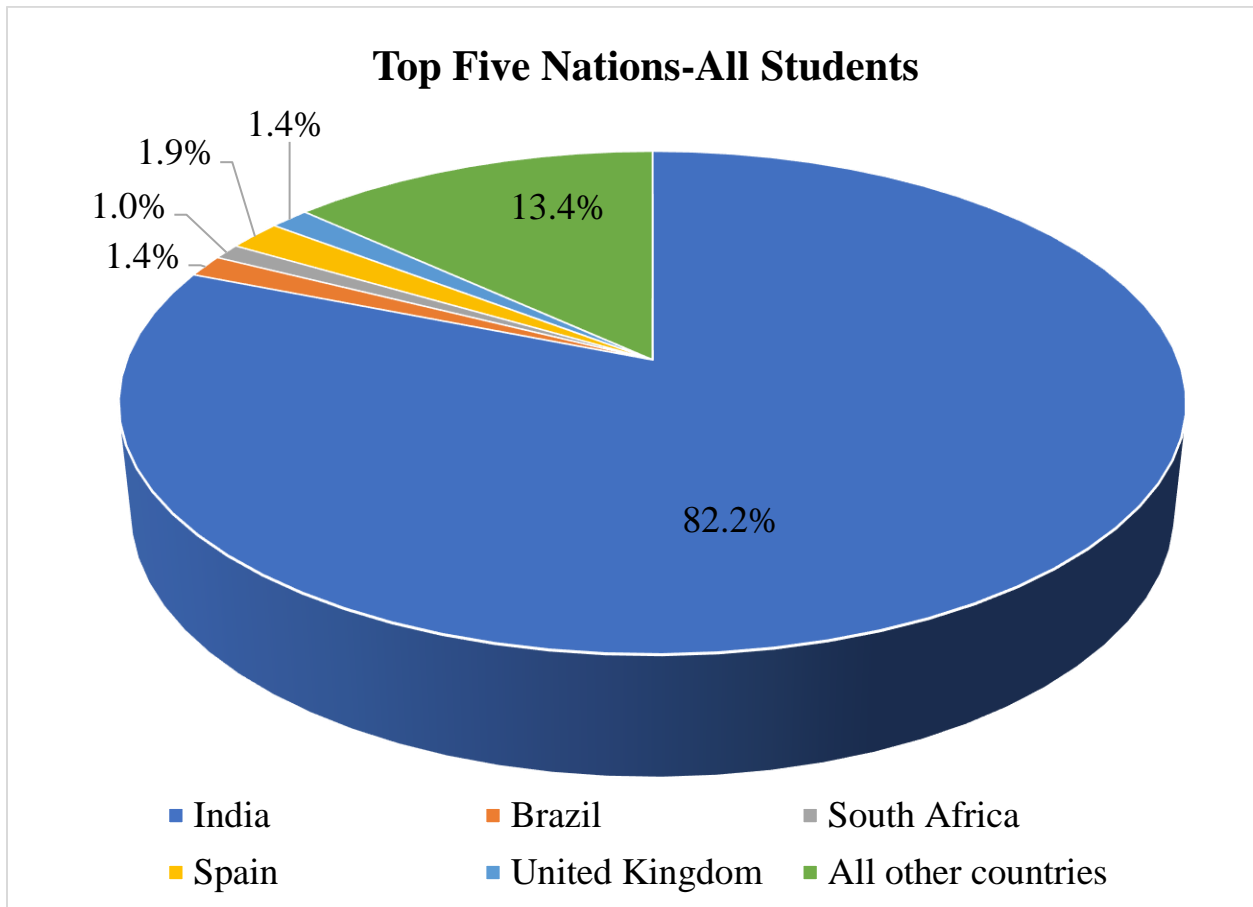


Fall 2023 Undergraduate Living

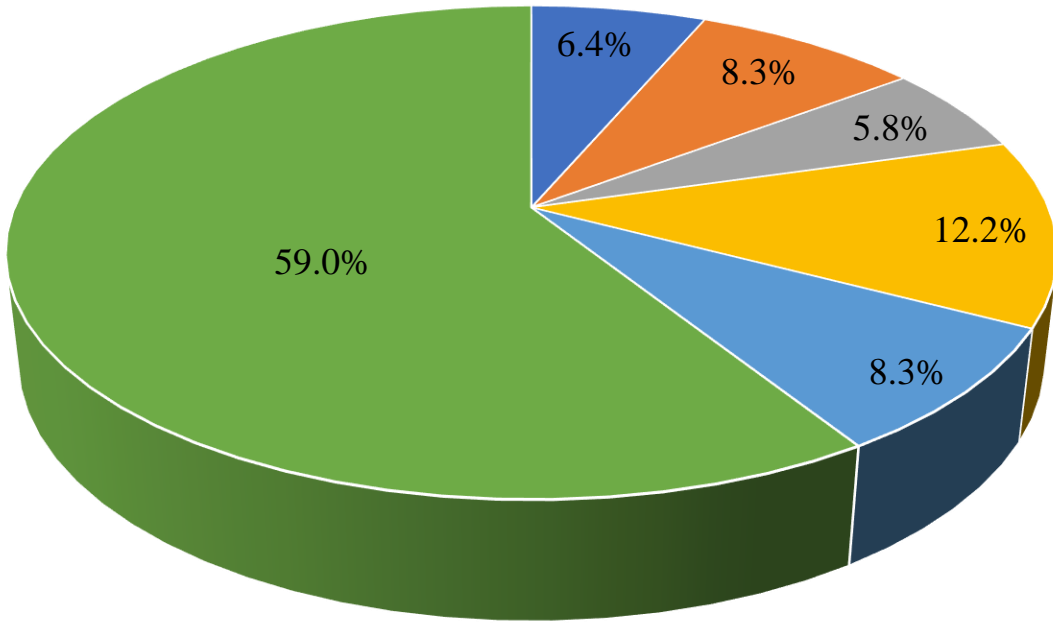


Fall 2023 International Student Population

In the fall of 2023, Lindsey Wilson enrolled 978 students from 50 foreign countries, representing 25% of the total student population. Of these, 156 are undergraduates (9% of the undergraduate population) and 822 are graduate students (38% of the graduate population). Below is a breakdown of the top countries of origin among international students.

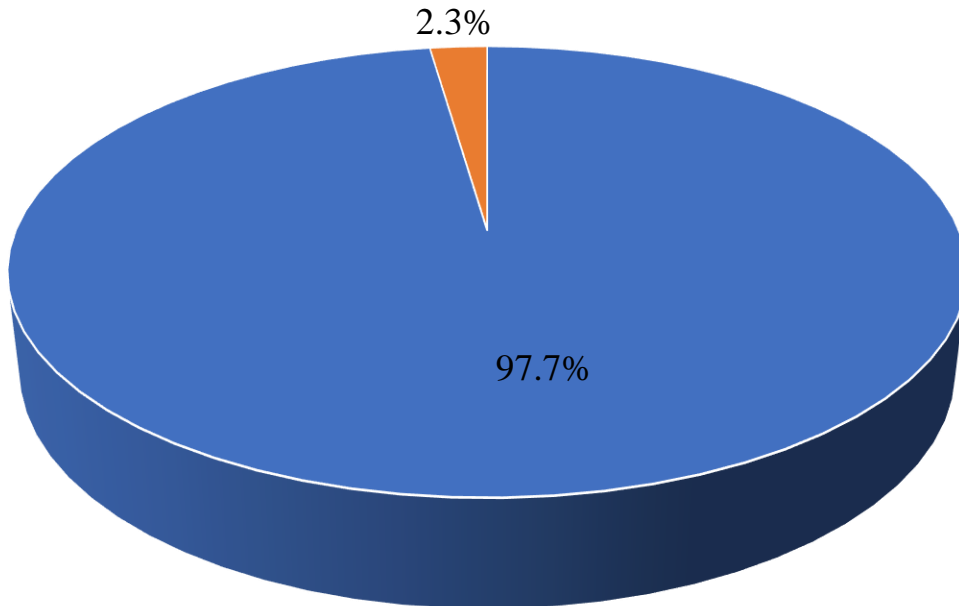


Top Five Nations-Undergraduates



- Germany
- Brazil
- South Africa
- Spain
- United Kingdom
- All other countries

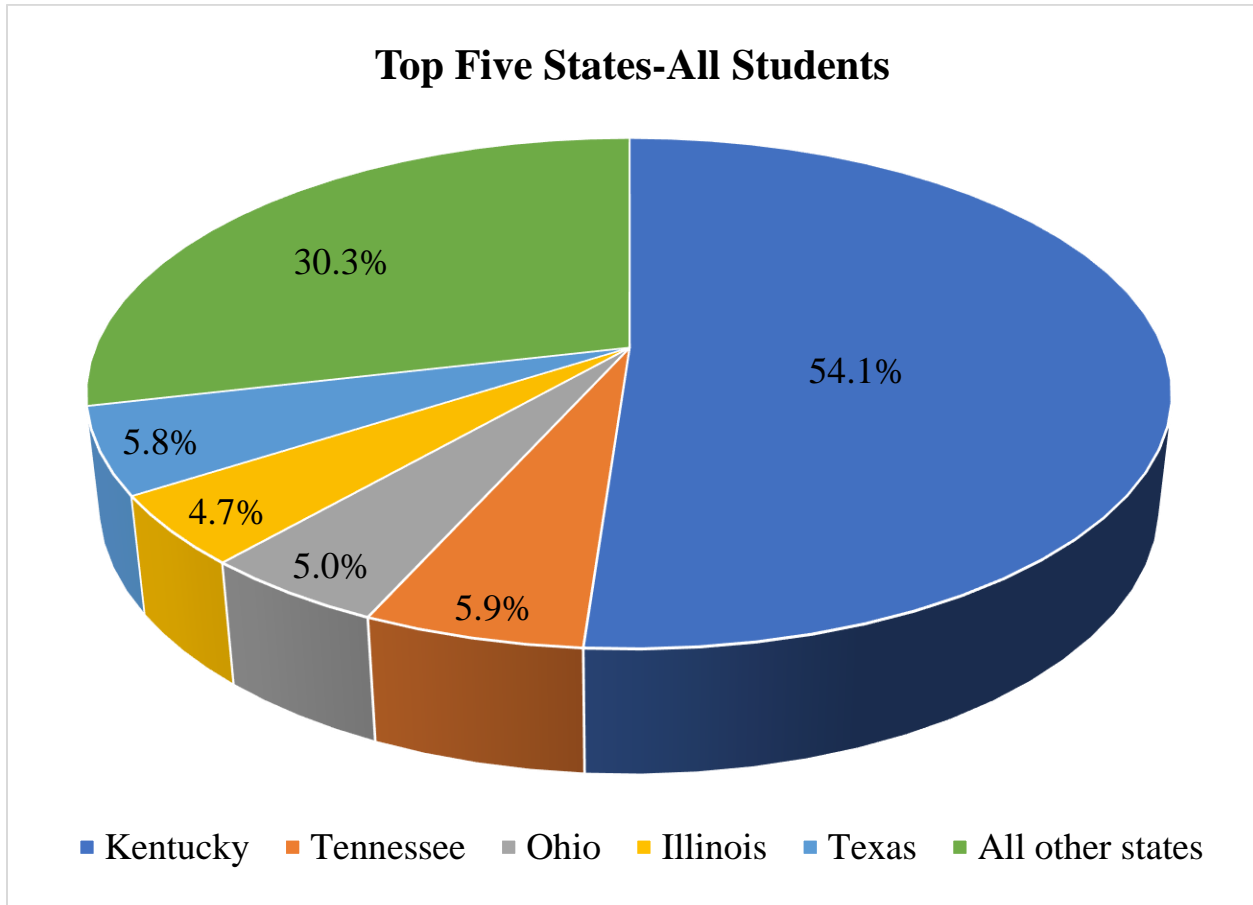
Top Nations-Graduate Students

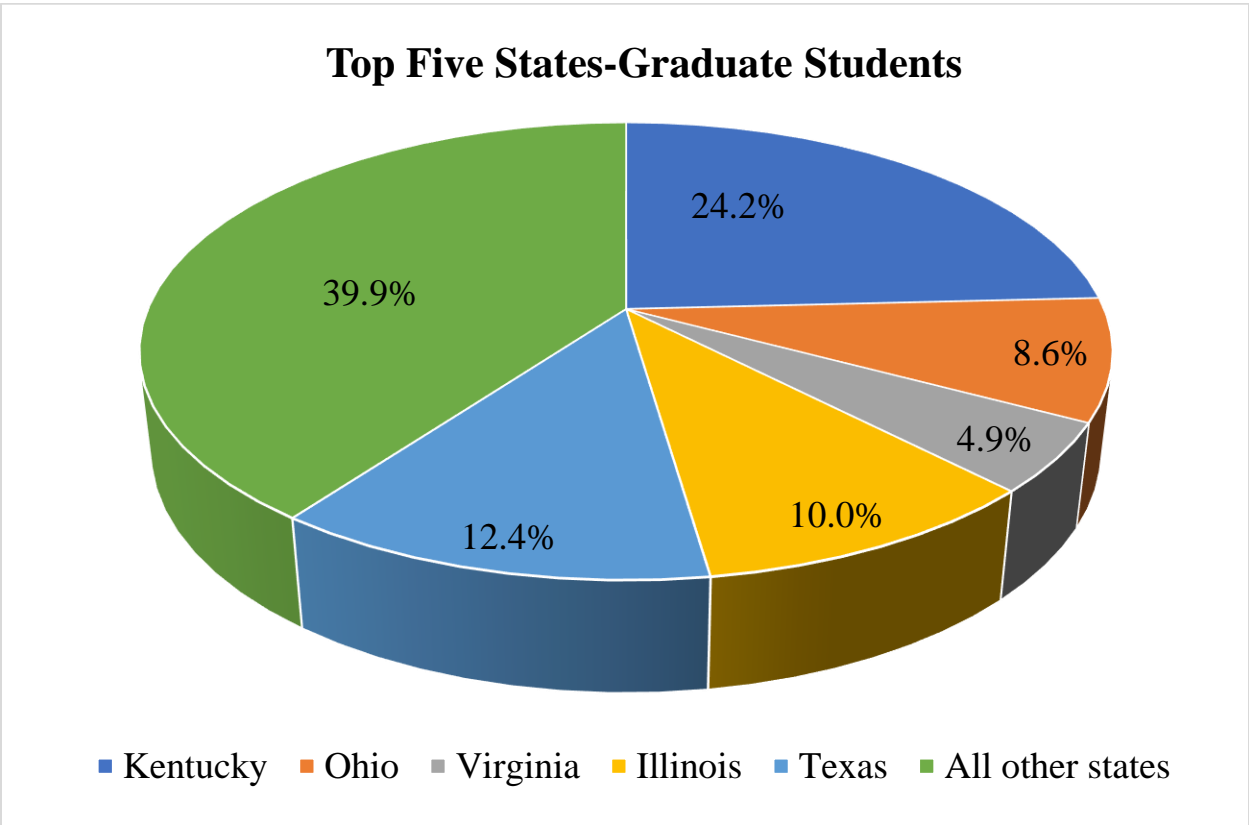
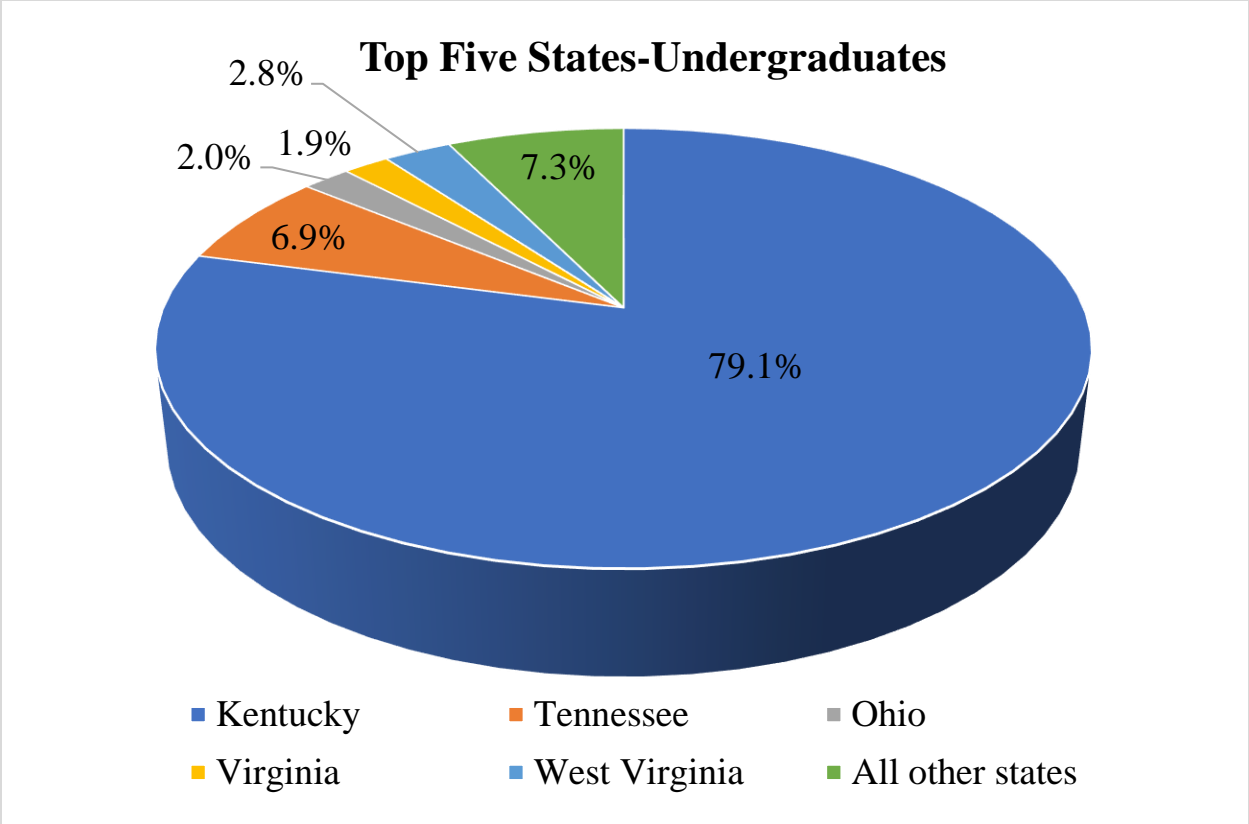


- India
- All other countries

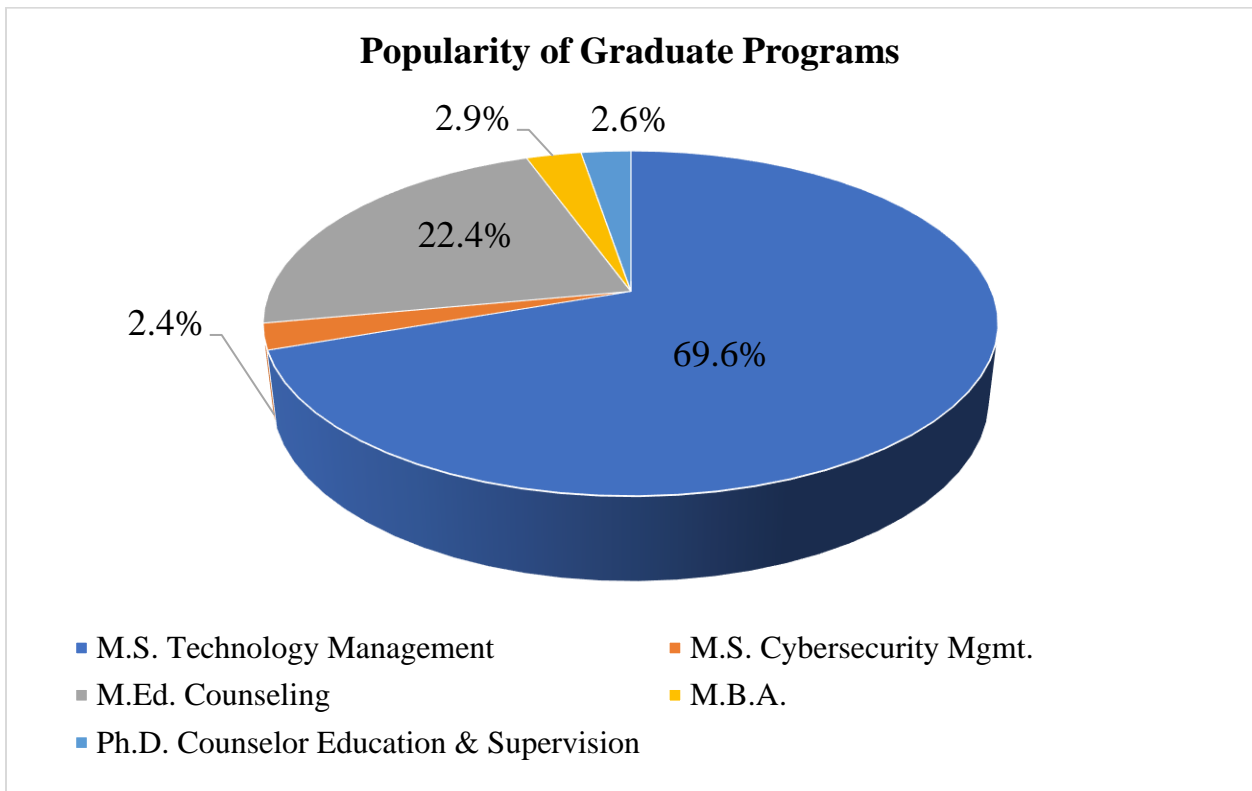
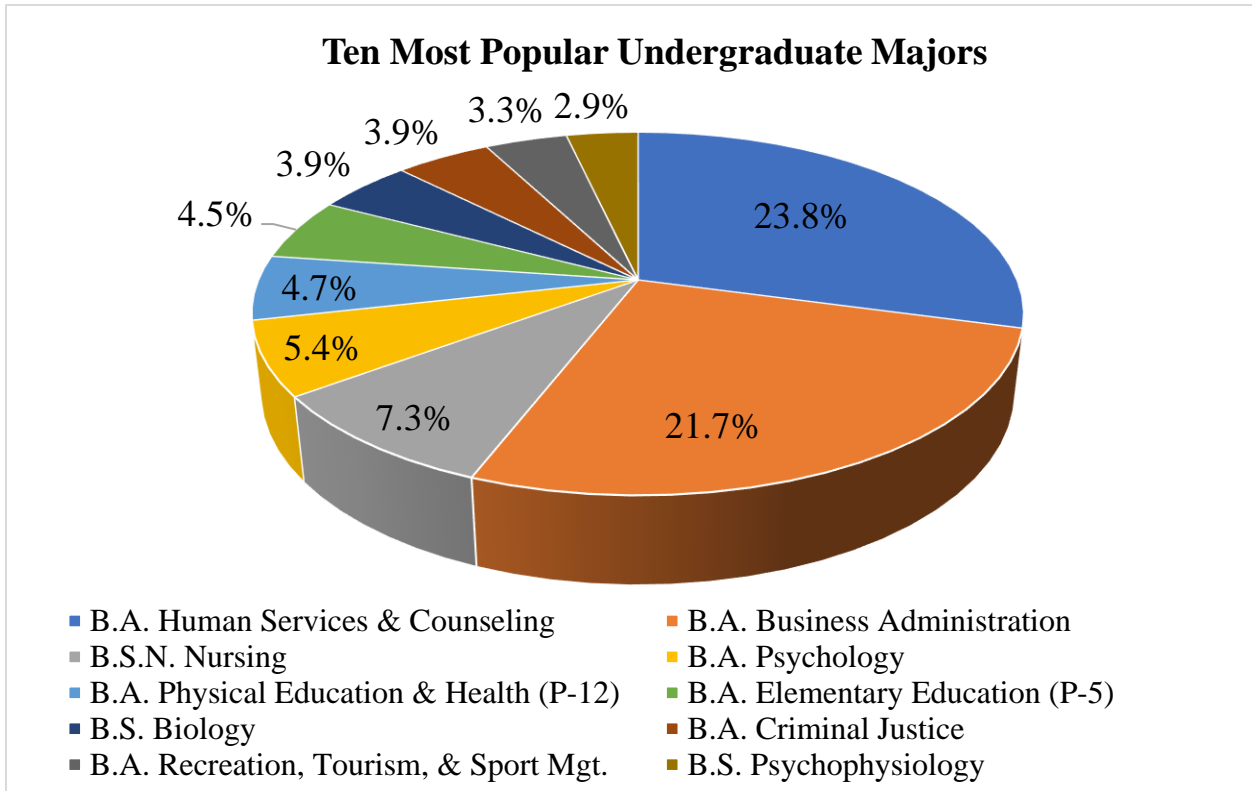
Fall 2023 U.S. Student Population

In the fall of 2023, Lindsey Wilson enrolled 2,976 students from 40 states and U.S. territories, representing 75% of the total student population. Of these, 1,619 are undergraduates (91% of the undergraduate population) and 1,357 are graduate students (62% of the graduate population). Below is a breakdown of the top states contributing to domestic enrollment.



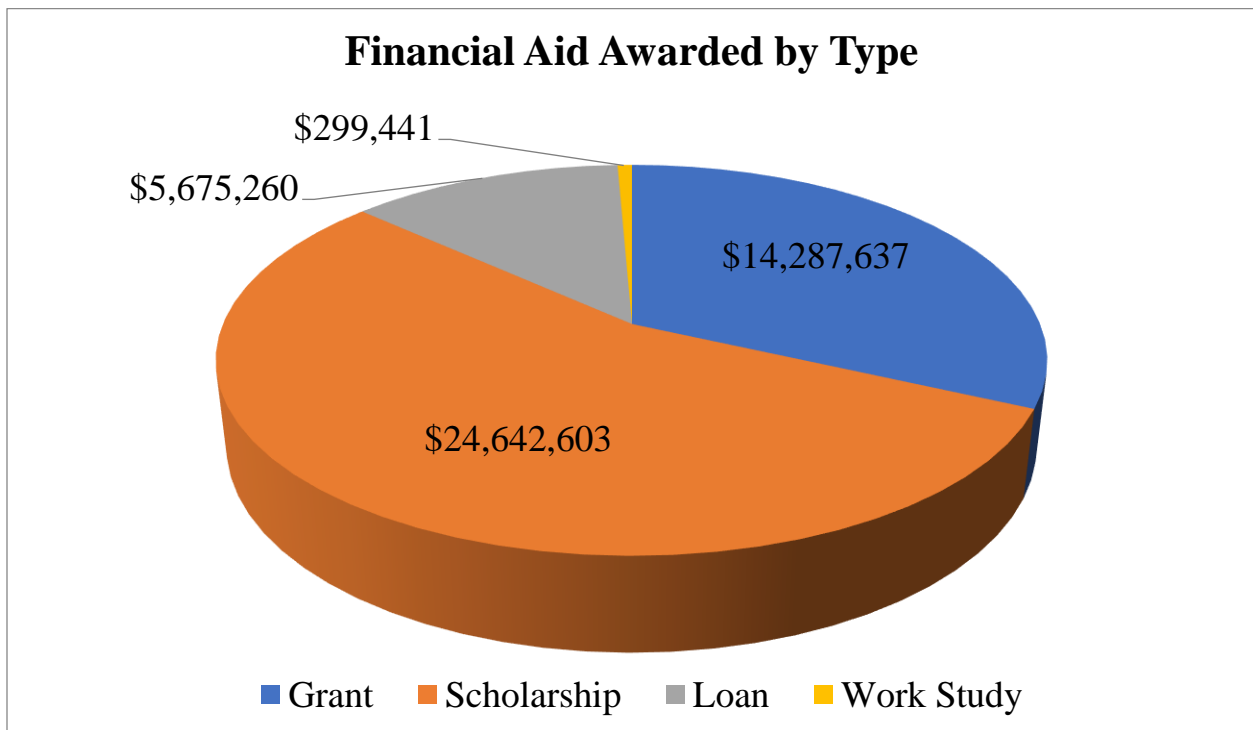
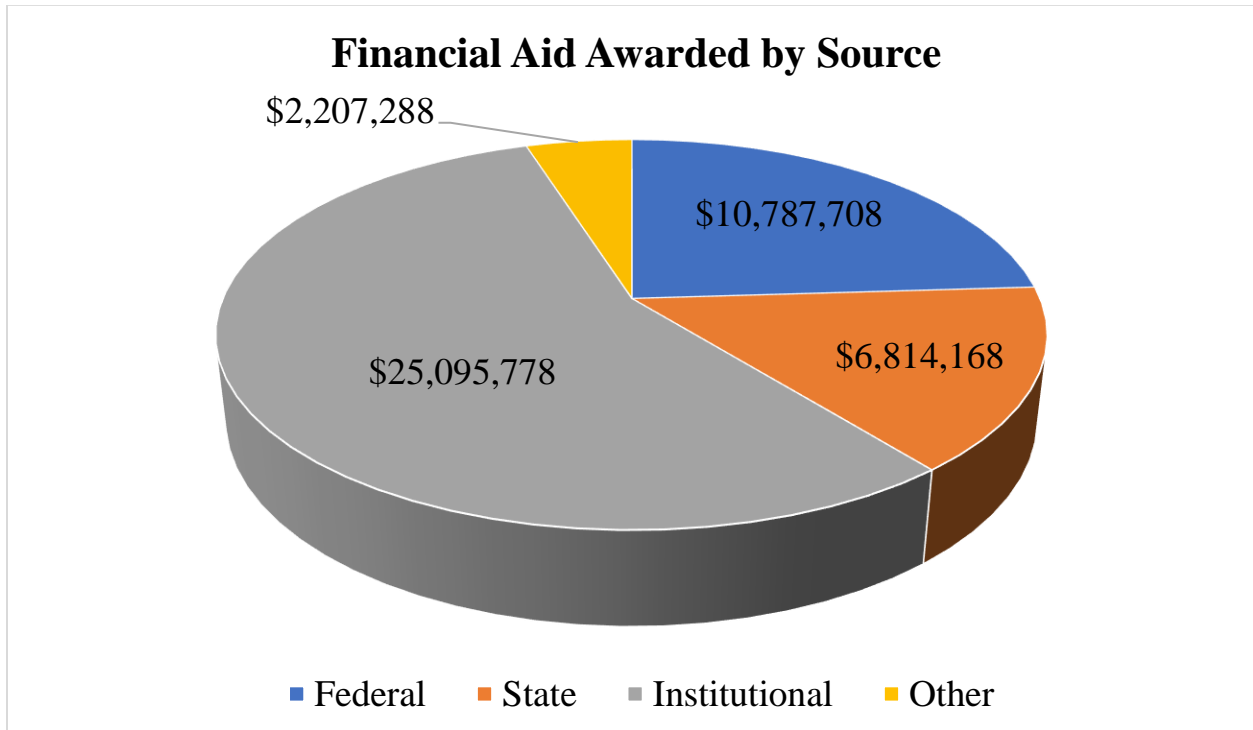


Fall 2023 Popular Majors



Financial Aid Awarded to Undergraduates 2022-2023

In the 2022-2023 academic year, a total of \$44,904,941 of aid was awarded to undergraduate students. The average aid package was \$23,810 and 99.7% of the students received aid. Below is a breakdown by source and type of aid awarded.



Additional Information

Retention and Graduation Rates

Current information on retention and graduation rates can be found on the *Goals for Student Achievement* web page at <https://www.lindsey.edu/academics/Goals-Student-Achieve.cfm>.

ACT Scores

Students may choose to enroll as a test optional student by requesting in writing to be considered test optional. For those who submit ACT scores, the average composite score: 21.2.

Athletics

Lindsey Wilson College is a member of the National Association of Intercollegiate Athletics (NAIA) and competes in the Mid-South Conference. It also has affiliations with the Southeastern Collegiate Cycling, USA Cycling, and the United States Bowling Congress.

Sport	Men	Women	Coed
Archery			•
Baseball	•		
Basketball	•	•	
Bowling	•	•	
Cheerleading			•
Cross Country	•	•	
Cycling			•
Football	•		
Golf	•	•	
Soccer	•	•	
Softball		•	
Swimming	•	•	
Tennis	•	•	
Indoor Track & Field	•	•	
Outdoor Track & Field	•	•	
Volleyball		•	
Wresting	•	•	

Nickname: Blue Raiders
 Colors: Blue and White
 Mascot: Blue Raider Bob
 Athletic Director: Willis Pooler
 Website: <https://www.lindseyathletics.com>

