



<https://www.missingkids.org>

1-800-THE-LOST® | 1-800-843-5678

Copyright © 2018 National Center for Missing & Exploited Children®
All rights reserved.

DEAR PARENTS:

Congratulations! You have just received the first edition of the Family Emergency Rapid Response Cards (RRCs).

We have produced these RRCs as a tool to assist families preparing for a disaster, during a disaster and following a disaster. These RRCs are meant to be used as a quick reference resource and guide. Its simple format and easy-to-use cards are weather resistant and small. The content in these RRCs contains personal and general information regarding

disaster preparedness and reunification plans. These plans should be updated as needed.

Disasters are occurring more frequently. This simplified tool is a layer of protection for individuals who may need tangible information during a specific incident. Tips can be utilized by all family members and help give you, as parents, peace of mind.

Completion of the Family Emergency RRCs is one step in gaining some level of control and a practical step in preparing your family for any type of emergency situation.

EMERGENCY INFORMATION

Police and Dispatch **911**
Medical Emergency **911**
Poison Control Center **1-800-222-1222**
National Center for Missing & Exploited Children® **1-800-843-5678**
Emergency Phone #1: _____
Emergency Phone #2: _____

My Family's Name, Address and Phone Numbers:

SCHOOL INFORMATION

Child Name: _____
School Name: _____
Phone Number: _____
School Address: _____
Teacher/Homeroom Teacher: _____
Classroom: _____

Class Schedule:

FAMILY MEMBER INFORMATION

Name: _____
Phone: _____ Work Phone: _____
Date of Birth: _____
Glasses: Yes / No Hearing Aids: Yes / No
Medical: _____

INSERT PHOTO OF FAMILY MEMBER HERE

FAMILY MEMBER INFORMATION

Name: _____

Phone: _____ Work Phone: _____

Date of Birth: _____

Glasses: Yes / No Hearing Aids: Yes / No

Medical: _____

INSERT PHOTO OF FAMILY MEMBER HERE

FAMILY MEMBER INFORMATION

Name: _____

Phone: _____ Work Phone: _____

Date of Birth: _____

Glasses: Yes / No Hearing Aids: Yes / No

Medical: _____

FAMILY MEMBER INFORMATION

Name: _____

Phone: _____ Work Phone: _____

Date of Birth: _____

Glasses: Yes / No Hearing Aids: Yes / No

Medical: _____

INSERT PHOTO OF FAMILY MEMBER HERE

FAMILY MEMBER WITH SPECIAL NEEDS

Name: _____

Special need/diagnosis: _____

Accommodations needed: _____

FAMILY MEMBER WITH SPECIAL NEEDS

Name: _____

Special need/diagnosis: _____

Accommodations needed: _____

EVACUATION DESTINATION AND ROUTES

Community Evacuation Route: _____

PLAN FOR UTILITIES AND PETS

Who will turn off the utilities? _____

Water: _____

Gas: _____

Electric: _____

Plan for Pets: _____

MEDICAL EMERGENCY TIPS

Both the American Red Cross and American College of Emergency Physicians recommend the "AID" rule of thumb:

ASK FOR HELP • INTERVENE • DO NO FURTHER HARM

- Make sure the scene is safe. Survey the scene, secure the scene and move victims only if they are in an unsafe place such as near oncoming traffic or fires. Only move victims if it is absolutely necessary.
- Call 911.
- If possible, assign someone to direct emergency responders to your location.
- Check the person's airway, breathing and circulation. Start chest compressions immediately if the victim is not breathing. Don't stop until either the patient begins breathing or emergency personnel arrive.



Source: American Red Cross

WHEN TO LEAVE

EVACUATION

- Upon hearing or seeing an alarm
- When an evacuation is ordered by local authorities
- If you smell or see smoke or fire
- If you smell a gas leak or fuel
- Any other potential emergency that can pose a danger

EMERGENCIES MAY INCLUDE:

EVACUATION

FIRE

- Activate nearest fire alarm
- Evacuate immediately and stay clear of the area
- Call 911

- If trapped, make noise to alert rescuers (tap on walls or pipes, or yell)
- Call 911

EXPLOSION

- Evacuate and find a safe area
- Be aware of the potential for falling debris

HAZARDOUS MATERIAL

- If indoors, evacuate immediately; if outdoors, go inside and shelter in place
- Call 911

HOW TO LEAVE

EVACUATION

- Take Emergency Supply Kit*
- Leave using the nearest exit
- Do NOT reenter building
- Stay clear of dangerous areas
- Follow local evacuation instructions

*See Emergency Supply Kit section when evacuating

WHEN TO STAY

SHELTER IN PLACE

- During an external threat (police action in your area, weather or environmental)
- When instructed to shelter in place by local authorities

EMERGENCIES MAY INCLUDE:

SHELTER IN PLACE

TORNADO

- Seek shelter immediately
- Go to an interior room away from windows and glass
- Cover head
- Call 911

- If possible, send someone to meet emergency responders to direct to your location

ACTIVE SHOOTER

- Shelter in place or evacuate if it is safe to do so

MEDICAL EMERGENCY

- Do NOT move the person unless they are in danger
- Call 911

- Turn off lights and silence phones
- Block entry and lock door
- Hide and call 911

HOW TO STAY

SHELTER IN PLACE

- Find a safe place to shelter; if outdoors, find a safe place and shelter there
- Stay calm and informed
- Remain sheltered until otherwise instructed

WHEN IS IT SAFE TO REUNITE WITH YOUR FAMILY?

- You are safe and uninjured
- Once you are no longer in danger
- After you have been given the all-clear by the proper authority

HOW TO REUNITE WITH YOUR FAMILY FOLLOWING A DISASTER:

- Utilize your Family Emergency Playbook that has important information, such as phone numbers, emergency contacts and designated meeting places.
- Become familiar with your child's school/child care facility's emergency plans.
- During the process of reunifying with your loved ones, stay informed of emergency warnings and updates.
- Use social media platforms to find out if loved ones are safe. These communication channels allow you to share information quickly and efficiently to find out if loved ones are safe and okay.

NATIONAL DISASTER REUNIFICATION RESOURCES

To search for a missing child, contact the National Center for Missing & Exploited Children at **1-800-THE-LOST (1-800-843-5678)**.

To report a found child who has been separated from his/her parents, utilize the National Center for Missing & Exploited Children's Unaccompanied Minors Registry at <https://umr.missingkids.org>.

To search for a family member or loved one, utilize the American Red Cross Safe and Well system at <https://safeandwell.communityos.org>.



WHICH FEMA REGION DO YOU LIVE IN?

Discuss the differences in preparing for the specific disaster risks in your area. What preparations remain the same?

BASIC EMERGENCY SUPPLY KIT

The information below is the FEMA-recommended disaster supply kit. The list should be considered the minimum supplies needed in the event of an emergency.

- First-aid kit
- Battery-powered or hand crank radio
- Battery-powered or hand crank flashlight
- Whistle to signal for help
- Cell phone with charger
- Local maps
- Dust mask, plastic sheeting and duct tape to shelter in place
- Garbage bags, moist toilettes and plastic ties for personal sanitation
- Food, at least a three-day supply of non-perishable food and manual can-opener





BASIC EMERGENCY SUPPLY KIT

OTHER ITEMS TO CONSIDER FOR ALL FAMILY MEMBERS:

- Baby supplies (bottles, formula, baby food, diapers)
- Kid's comfort items, such as a favorite blanket, stuffed animal, etc.
- Games, books and activities for children
- Towels/wet wipes
- Medication, including hearing aids (with extra batteries), glasses, etc.
- Extra clothing
- Extra set of car keys and house keys
- Pet supplies (collar, leash, ID, food, carrier, bowl)

Source American Red Cross

ADDITIONAL EMERGENCY PREPARATIONS

-  Fill your car with gas
-  Fill plastic bags with water and place them in the freezer
-  Get extra cash out of the bank
-  Fill prescriptions

NOTES

EVACUATION DESTINATIONS AND ROUTES

If a disaster occurs, shelter in place.

If sheltering in place is too dangerous, proceed to where local authorities direct you.

If separated from your loved ones, remember to meet at the agreed upon location listed in your family reunification plan.

EVACUATION DESTINATIONS AND ROUTES

If you continue to shelter in place, access your emergency kit contents and try phoning family.

If phone lines are inundated, try texting. Keep texts short and concise.

If texts will not go through, call out-of-state contacts.

LOCAL EMERGENCY CONTACT

Name(s): _____

Relationship: _____

Address: _____

Phone: _____

Additional Phone: _____

INSERT PHOTO OF LOCAL
EMERGENCY CONTACT

LOCAL EMERGENCY CONTACT

Name(s): _____

Relationship: _____

Address: _____

Phone: _____

Additional Phone: _____

INSERT PHOTO OF LOCAL
EMERGENCY CONTACT

LOCAL EMERGENCY CONTACT

Name(s): _____

Relationship: _____

Address: _____

Phone: _____

Additional Phone: _____

INSERT PHOTO OF LOCAL
EMERGENCY CONTACT

OUT-OF-STATE EMERGENCY CONTACT

Name(s): _____

Relationship: _____

Address: _____

Phone: _____

Additional Phone: _____

INSERT PHOTO OF OUT-OF-STATE
EMERGENCY CONTACT

PRIMARY MEETING PLACE

Location: _____

Address: _____

Phone: _____

Cross streets: _____

INSERT MAP AND/OR PHOTO OF
PRIMARY MEETING PLACE

SECONDARY MEETING PLACE

Location: _____

Address: _____

Phone: _____

Cross streets: _____

INSERT MAP AND/OR PHOTO OF
SECONDARY MEETING PLACE

OUT-OF-AREA MEETING PLACE

Location: _____

Address: _____

Phone: _____

Cross streets: _____

INSERT MAP AND/OR PHOTO OF
OUT-OF-AREA MEETING PLACE

NATIONAL EMERGENCY CHILD LOCATOR CENTER

In October 2006, Congress and President George W. Bush solidified this disaster support resource and created the National Emergency Child Locator Center. When a national disaster is declared by the President, the National Center for Missing & Exploited Children® can activate this call center to assist in the location of children and the reunification of families resulting from the disaster or subsequent evacuations.

TEAM ADAM

Team Adam, a program of the National Center for Missing & Exploited Children, provides rapid, on-site assistance to law enforcement agencies and families in cases of critically missing children. Team Adam consultants are retired law enforcement professionals with years of investigative experience at the federal, state and local levels.

<https://www.missingkids.org>
1-800-THE-LOST® | 1-800-843-5678

THE UNACCOMPANIED MINORS REGISTRY

The Unaccompanied Minors Registry is a tool for reporting children displaced during a disaster such as a hurricane, tornado or terrorist attack. Through the unaccompanied minors registry, the National Center for Missing & Exploited Children is able to assist emergency management personnel on the ground in their efforts to reunite families.

<https://umr.missingkids.org>
1-800-THE-LOST® | 1-800-843-5678

NOTES