FOIA Monthly Status Report 05-31-2018

Organization	Open Requests Previous Month End	Incoming Requests	Closed Requests	Open Requests Current Month End	Backlog 21-120 days	Backlog 121-364 days	Backlog 365 or more days	Total Backlog
AGO	19	2	4	11	7	1	0	8
CAO	4	0	0	3	2	0	0	2
CFO	0	0	0	0	0	0	0	0
CIO	1	0	0	0	0	0	0	0
CIO/FOIA	4	14	2	6	4	0	0	4
GC	6	1	2	6	5	0	0	5
IA	0	0	0	0	0	0	0	0
LA	2	0	1	3	1	0	0	1
NESDIS	2	0	1	3	1	0	0	1
NMFS	69	11	27	60	18	18	3	39
NOS	14	1	4	12	6	4	0	10
NWS	8	1	1	7	4	2	0	6
OAR	11	1	0	13	7	5	0	12
OMAO	1	0	2	0	0	0	0	0
OC	6	0	2	4	1	2	0	3
PPI	0	0	0	0	0	0	0	0
USEC	4	1	0	6	0	4	0	4
WFMO	4	0	0	5	3	0	0	3
NOAA Totals	**155**	**32**	**46**	**139**	**59**	**36**	**3**	**98**

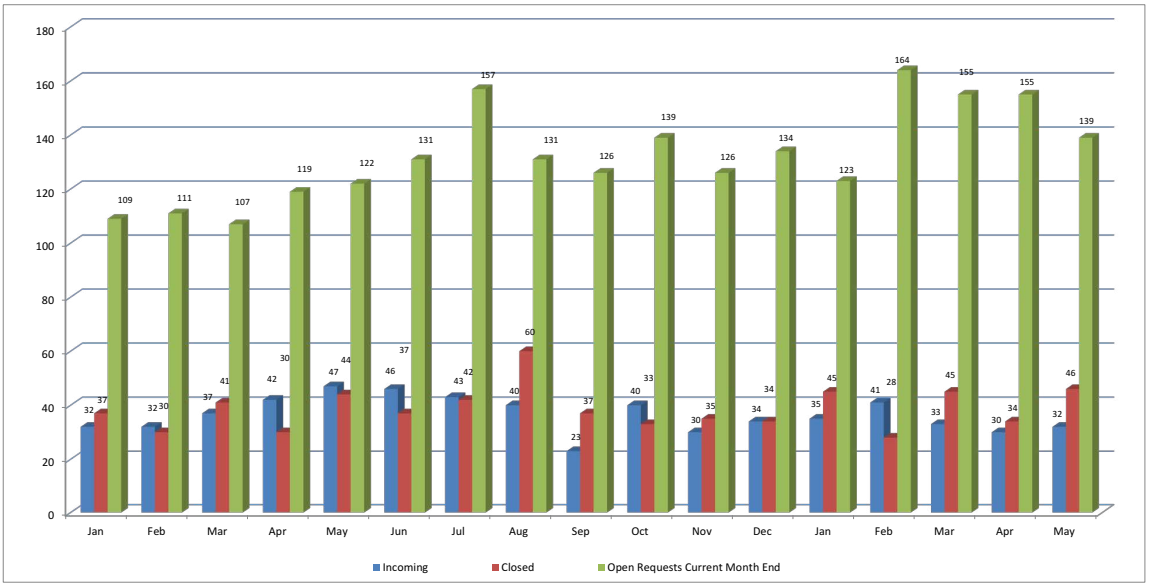

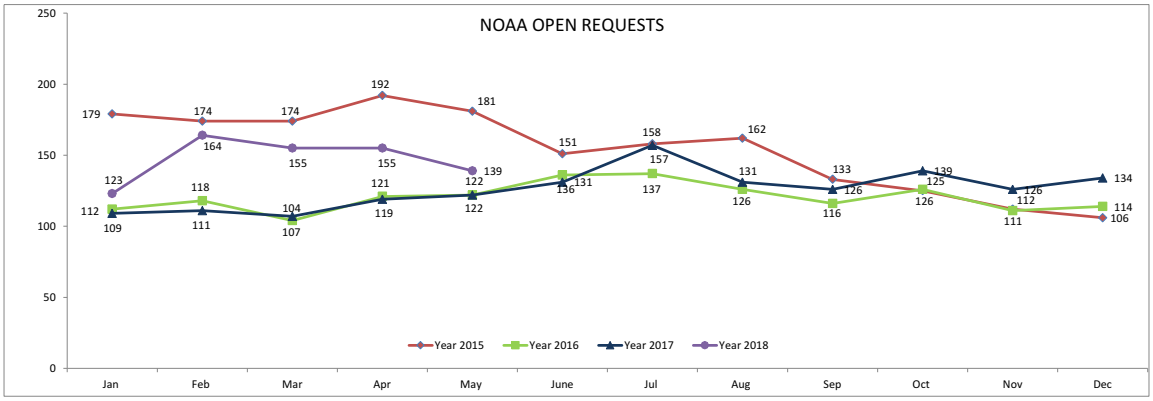
NOAA OPEN REQUESTS
250
200
150
100
50
0
Jan
Feb
Mar
Apr
May
June
Jul
Aug
Sep
Oct
Nov
Dec
Year 2015
Year 2016
Year 2017
Year 2018

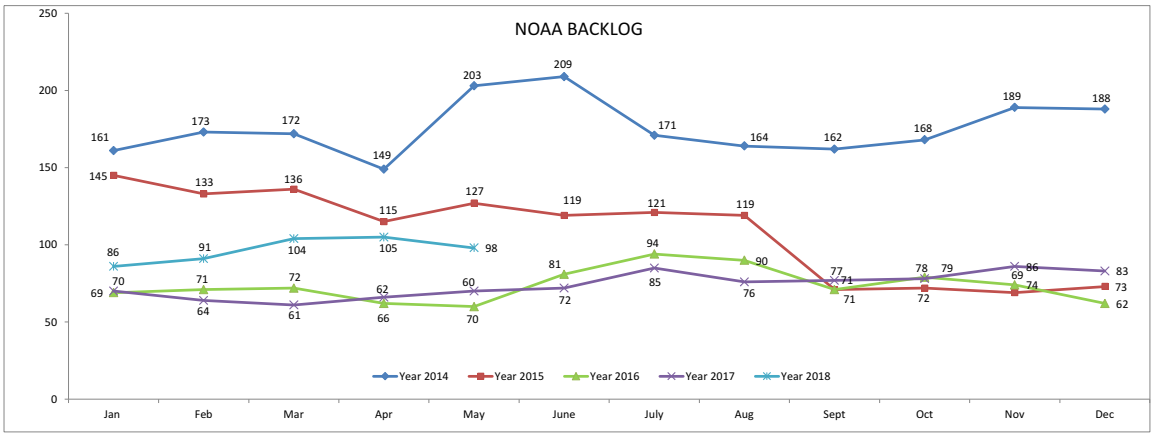
NOAA BACKLOG
250
200
150
100
50
0
Jan
Feb
Mar
Apr
May
June
July
Aug
Sept
Oct
Nov
Dec
Year 2014
Year 2015
Year 2016
Year 2017
Year 2018