f2ef5da95d5e40768e058fff95e1bb20.xlsx

Organization	Open Requests Previous Month End	Incoming Requests	Closed Requests	Open Requests Current Month End	Backlog 21-120 days	Backlog 121-364 days	Backlog 365 or more days	Total Backlog
AGO	10	6	2	19	5	1	1	7
CAO	6	1	1	6	3	1	0	4
CFO	0	0	0	0	0	0	0	0
CIO	0	1	0	1	0	0	0	0
CIO/FOIA	2	7	6	6	1	0	0	1
GC	4	0	1	2	1	1	0	2
IA	0	0	0	0	0	0	0	0
LA	1	0	0	2	1	0	0	1
NESDIS	1	1	1	1	0	0	0	0
NMFS	54	16	13	71	15	20	3	38
NOS	10	2	2	15	8	0	0	8
NWS	5	3	1	8	3	2	0	5
OAR	15	1	1	15	9	2	0	11
OMAO	1	1	0	3	1	0	0	1
OC	3	0	0	3	1	2	0	3
PPI	0	0	0	0	0	0	0	0
USEC	6	0	0	6	6	0	0	6
WFMO	5	2	0	6	4	0	0	4
NOAA Totals	**123**	**41**	**28**	**164**	**58**	**29**	**4**	**91**

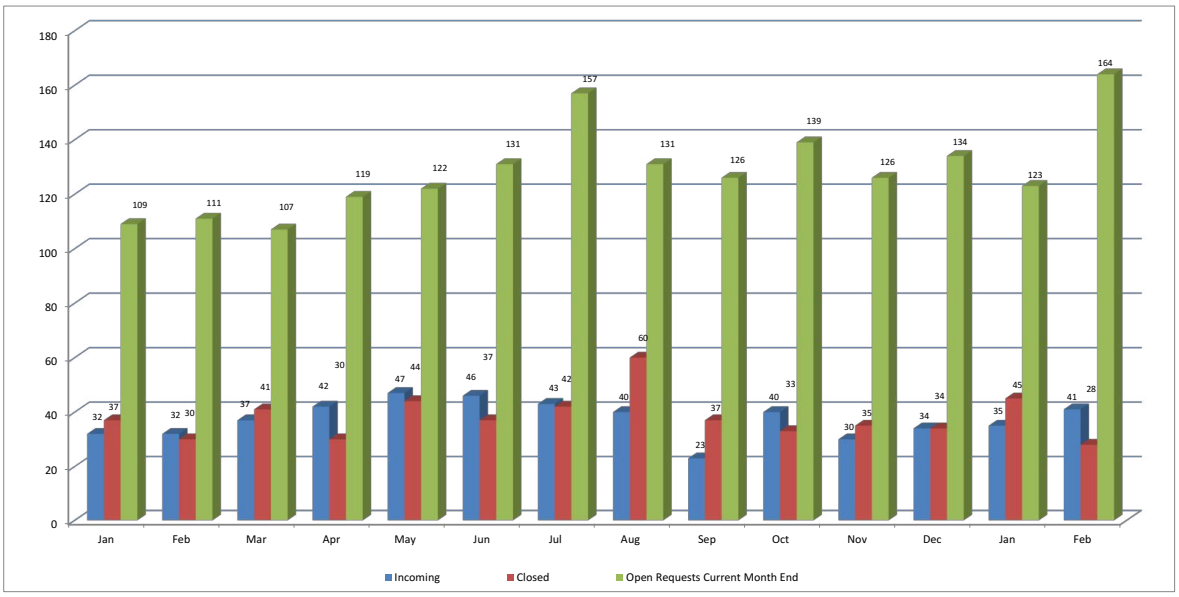

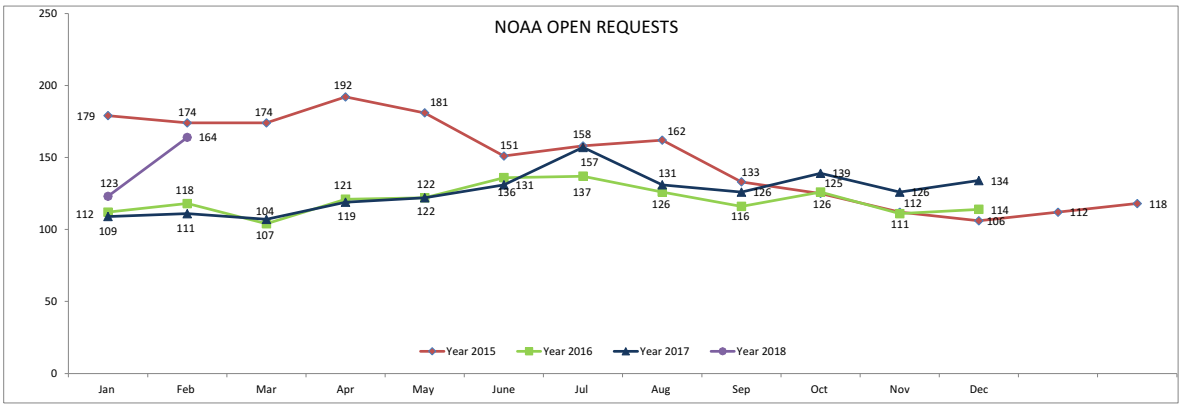
NOAA OPEN REQUESTS
250
200
150
100
50
0
Jan
Feb
Mar
Apr
May
June
Jul
Aug
Sep
Oct
Nov
Dec
Year 2015
Year 2016
Year 2017
Year 2018

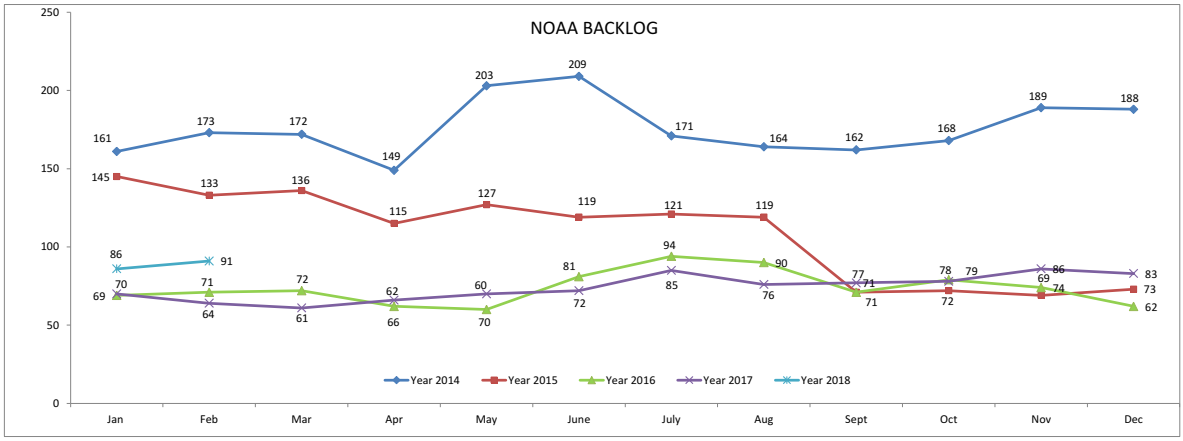
NOAA BACKLOG
250
200
150
100
50
0
Jan
Feb
Mar
Apr
May
June
July
Aug
Sept
Oct
Nov
Dec
Year 2014
Year 2015
Year 2016
Year 2017
Year 2018