

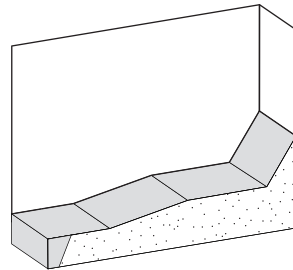


The Water Cycle Paper Craft

Lesson plan: What-a-cycle Paper Craft. Cut along outside of both the base and atmosphere. Base: Fold lettered tabs and along marked lines in a mountain fold  except for tab "I" which will be a valley fold.  Glue or tape tabs to build the model. Atmosphere: Fold along dashed line. Glue or tape to base. Complete lesson plan is located at...



https://www.weather.gov/jetstream/atmos/ll_watercycle_craft

There are over 35 lesson plans in the National Weather Service education website JetStream - An Online School for Weather, a free resource at www.weather.gov/jetstream.

