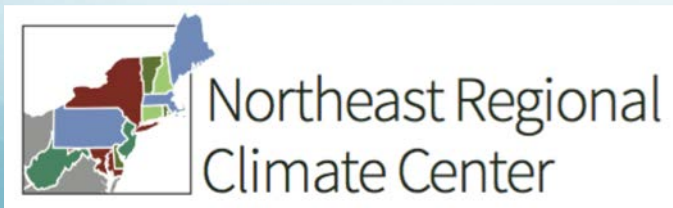


# January Conditions & Northeast DEWS Discussion

By: Samantha Borisoff, Climatologist  
Northeast Regional Climate Center



# January Temperatures



From 3°F to more than 9°F above normal

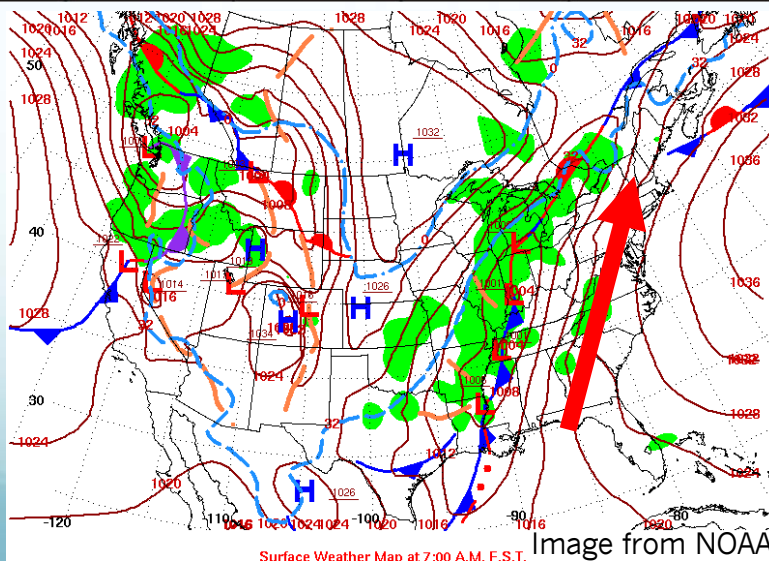
# January 11-12 Temperatures

Warmest January day on record for Boston, Bridgeport, and Providence

Among top 5 or 10 warmest January days for other sites

Daily Maximum Temperature Records (°F)				
Station	Date	Max Temp	Normal	Rank for Jan.
Albany, NY	11	67	30	3
Albany, NY	12	67	30	3
Allentown, PA	11	68	36	5
Allentown, PA	12	68	36	5
Atlantic City, NJ	12	70	41	top 10
Binghamton, NY	11	62	29	4
Binghamton, NY	12	61	28	top 10
Boston, MA	11	70	36	3
Boston, MA	12	74	36	1
Bridgeport, CT	12	69	37	1
Buffalo, NY	11	67	31	top 10
Central Park, NY	11	69	38	4
Central Park, NY	12	68	38	top 10
Charleston, WV	11	80	42	2
Concord, NH	12	67	30	4
Elkins, WV	11	71	39	top 10
Erie, PA	11	71	34	5
Harrisburg, PA	12	69	37	top 10

Hartford, CT	11	68	34	4
Hartford, CT	12	70	34	2
Huntington, WV	11	78	42	2
Islip, NY	12	68	38	2
Kennedy Airport, NY	12	68	39	4
LaGuardia Airport, NY	11	66	39	top 10
Newark, NJ	11	70	39	3
Newark, NJ	12	69	39	top 10
Pittsburgh, PA	11	71	35	top 10
Portland, ME	11	63	31	top 10
Providence, RI	11	65	37	top 10
Providence, RI	12	70	37	1
Scranton, PA	11	67	33	top 10
Scranton, PA	12	68	33	4
Williamsport, PA	11	66	34	4
Williamsport, PA	12	65	34	top 10
Wilmington, DE	12	70	40	5
Worcester, MA	12	66	31	3



# January 11-12 Temperatures

<i>Daily High Minimum Temperature Records (°F)</i>				
<b>Station</b>	<b>Date</b>	<b>Min Temp</b>	<b>Normal</b>	<b>Rank for Jan.</b>
Albany, NY	11	46	14	top 10
Beckley, WV	11	56	23	2
Boston, MA	11	49	22	top 10
Charleston, WV	11	59	26	top 10
Elkins, WV	11	56	19	4
Huntington, WV	11	59	25	5
Islip, NY	11	50	23	3

Among top 5 or 10 warmest January min temps for some sites



# January Precipitation



From 25% of normal to 200% of normal

# January Snowfall



From more than 12" below normal to more than 12" above normal

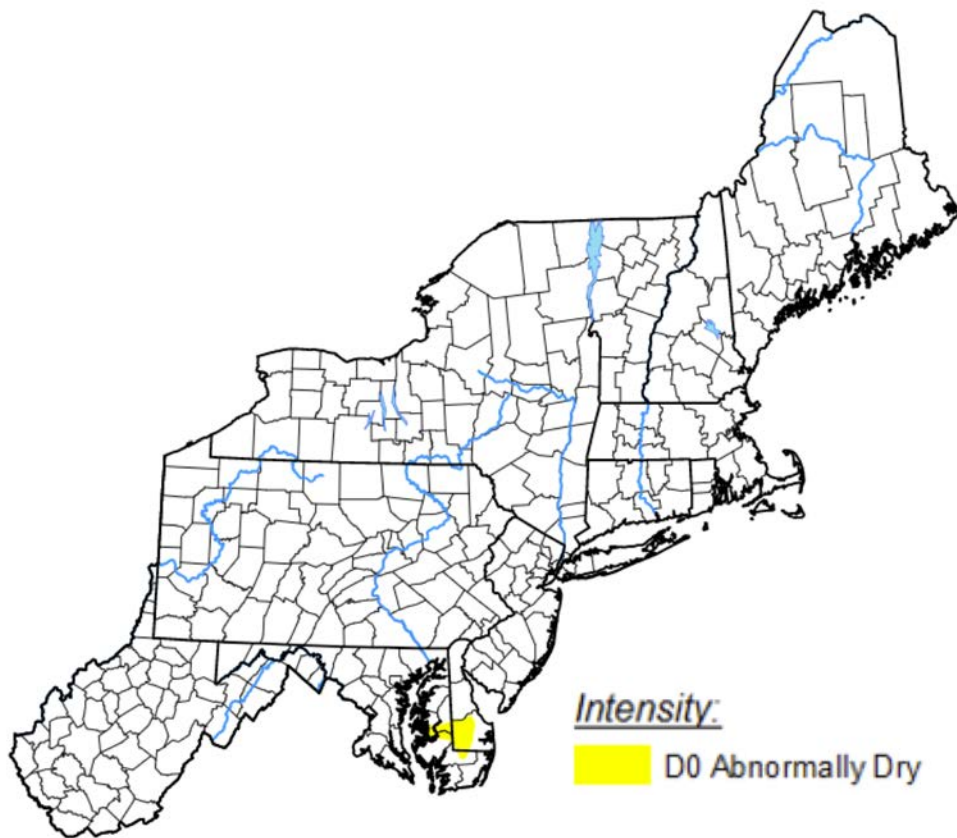
# Late First Inch of Snow

Location	Average Date of First Inch of Snow (based on 1981-2010)	This Year	Latest	Rank (Latest)
Harrisburg, PA	Dec. 19	Jan. 7	Feb. 13	15
Dulles Ap, VA	Dec. 25	Jan. 7	Apr. 12	17
Washington, DC	Dec. 28		Mar. 25	10 (as of Jan. 30)
Wilmington, DE	Dec. 28		Feb. 8	5 (as of Jan. 30)
Philadelphia, PA	Dec. 30		Mar. 22	10 (as of Jan. 30)
Baltimore, MD	Dec. 31	Jan. 7	Mar. 13	
LaGuardia Ap, NY	Jan. 1	Jan. 18	Mar. 22	13
Kennedy Ap, NY	Jan. 2	Jan. 18	Mar. 22	15
Atlantic City, NJ	Jan. 4		Feb. 24	7 (as of Jan. 30)

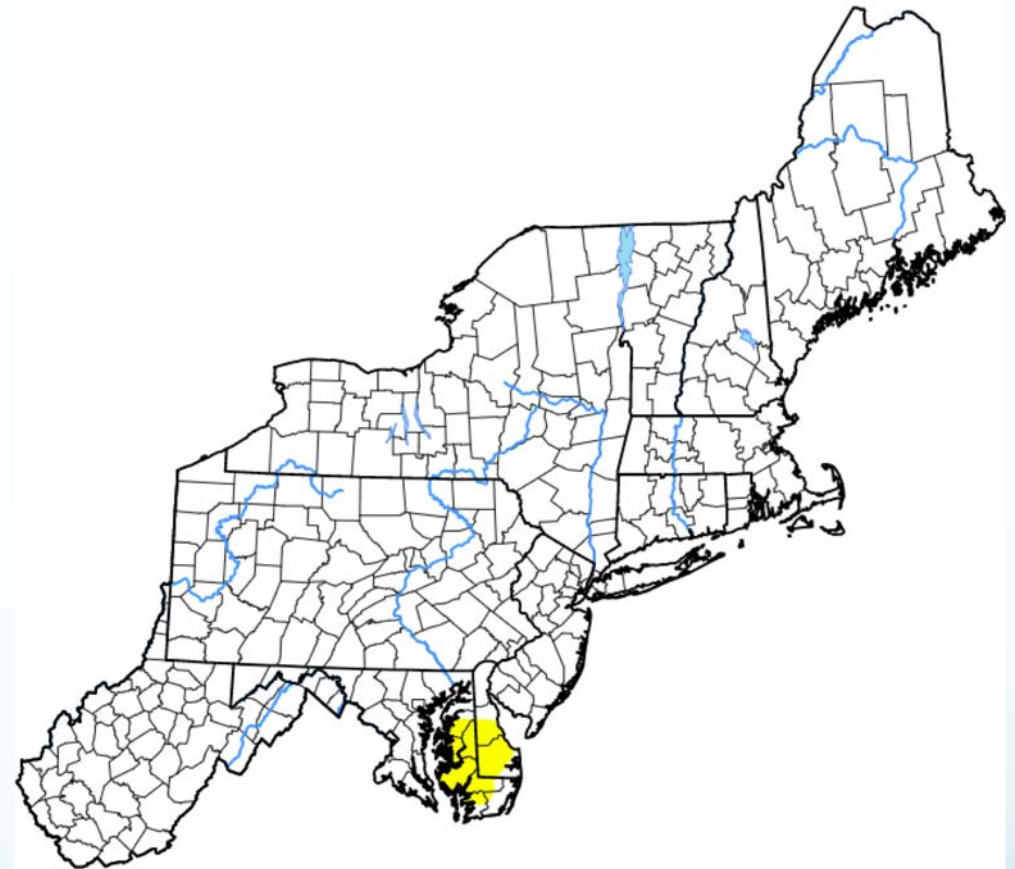
First inch of snow is late for some sites



# Drought Monitor



As of January 2:  
Less than 1% of the  
region was abnormally dry

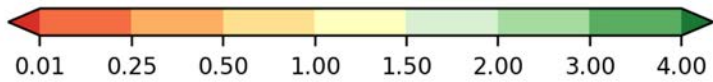
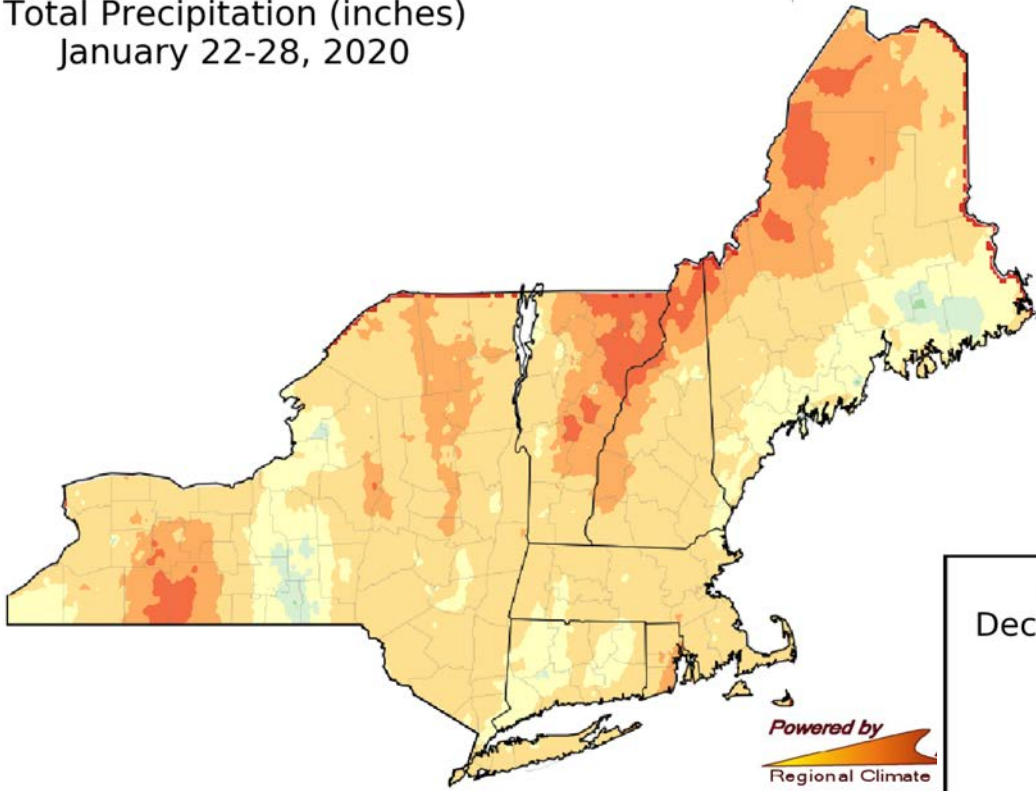


As of January 30:  
2% of the region was  
abnormally dry

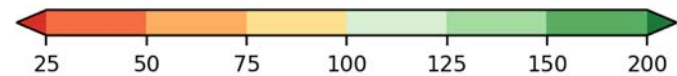
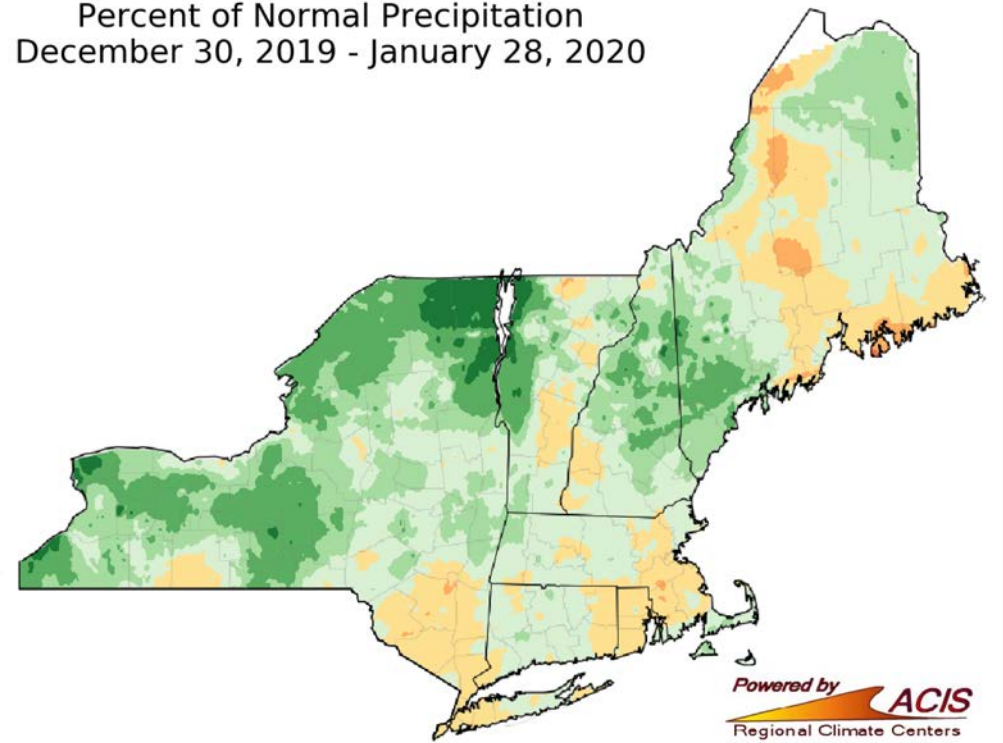




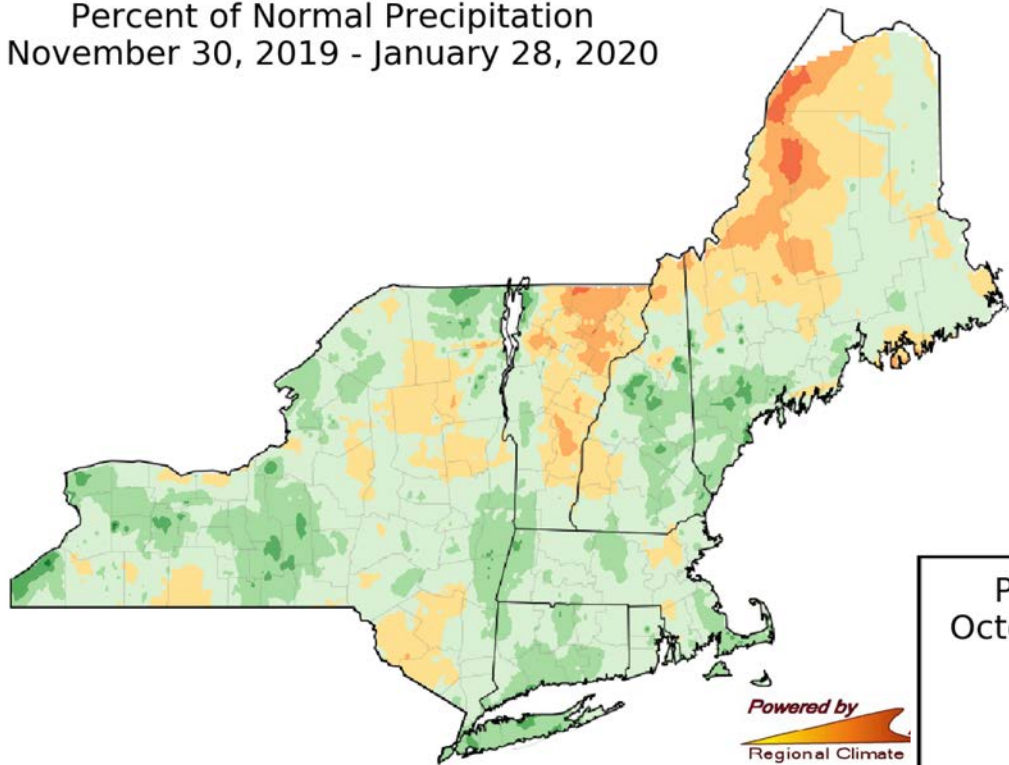
Total Precipitation (inches)  
January 22-28, 2020



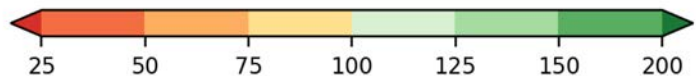
Percent of Normal Precipitation  
December 30, 2019 - January 28, 2020



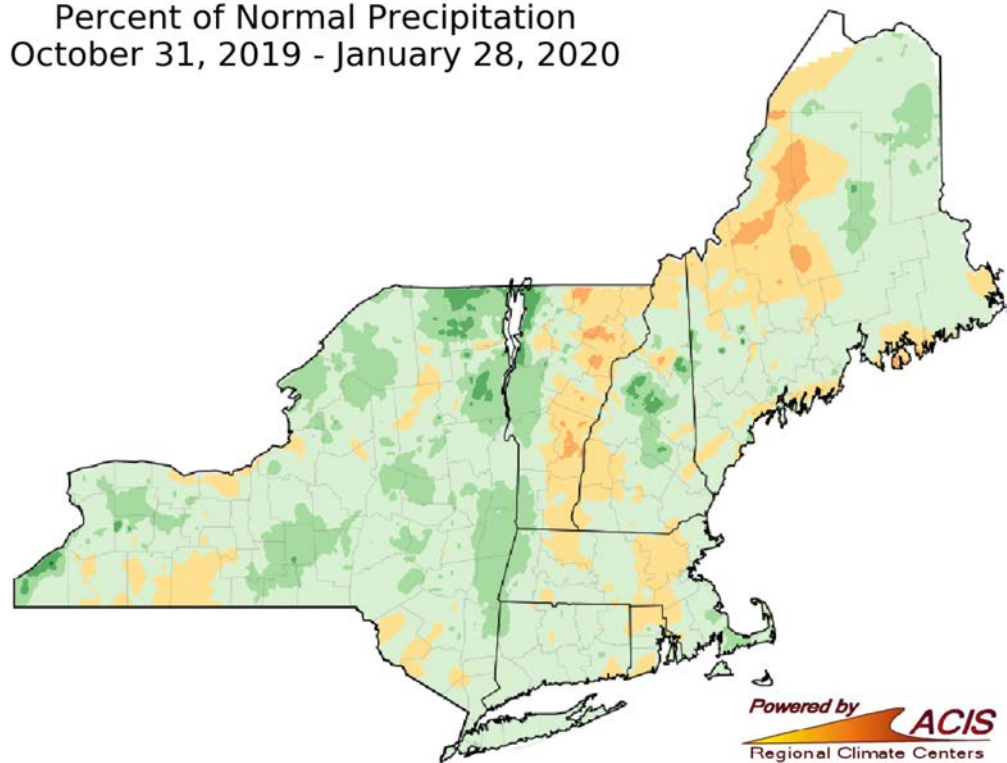
Percent of Normal Precipitation  
November 30, 2019 - January 28, 2020



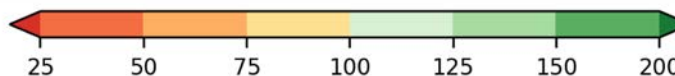
Powered by  
Regional Climate



Percent of Normal Precipitation  
October 31, 2019 - January 28, 2020



Powered by  
ACIS  
Regional Climate Centers



Credit: North Carolina Climate Office









# Short-term Outlooks



# Monthly & 3-Month Outlooks





# Contact Information

- [nrcc@cornell.edu](mailto:nrcc@cornell.edu)
- 607-255-1751

## Upcoming Webinars

- Thursday, February 27 at 9:30am
  - Ocean Salinity & Sub-seasonal to Seasonal Forecasting
- Tuesday, March 31 at 9:30am
  - Spring Flood Outlook



[www.nrcc.cornell.edu](http://www.nrcc.cornell.edu)