



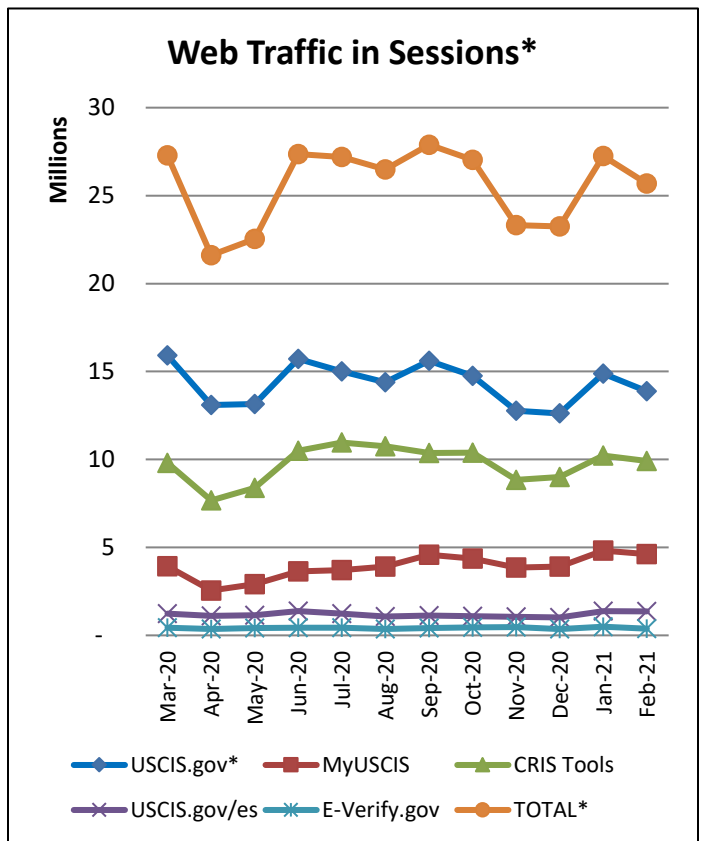
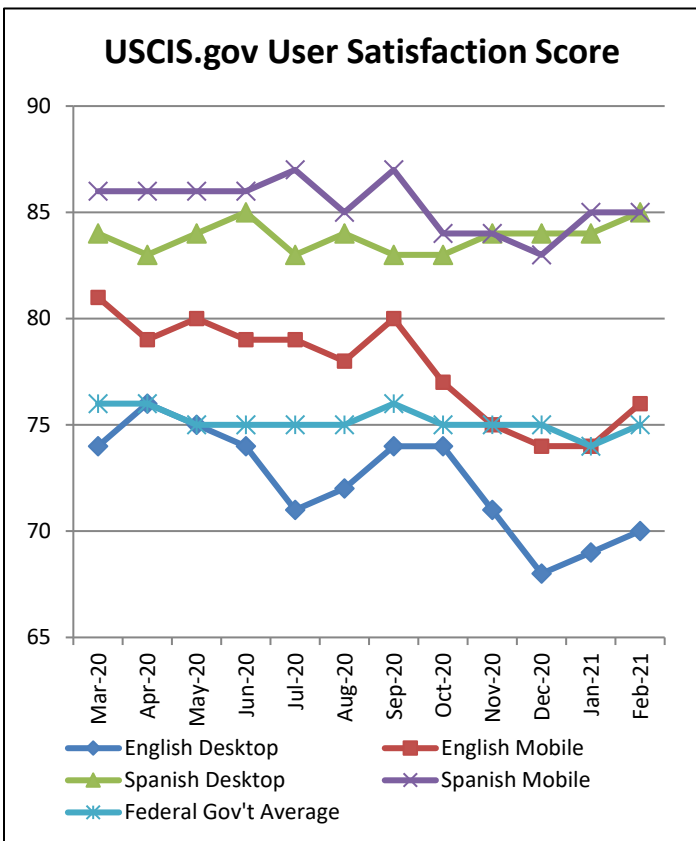
Online Communications Insights and Statistics

February 2021

Total Web Traffic – ALL PROPERTIES: 25,679,441 sessions (-5.7% from past month)

Highlights:

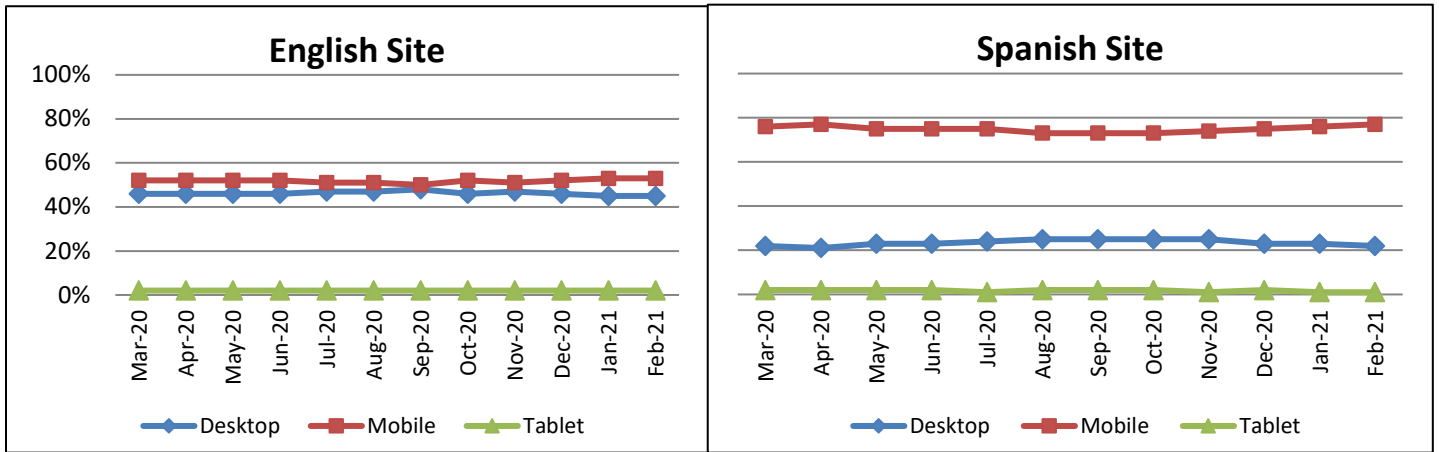
- February Traffic Holds Serve:** Considering the fact that it is an average of two days shorter than other months, February held it’s own traffic-wise, with nearly 26 million user sessions, only a 5.7% decrease over the previous 31 day January.



Web Traffic in Sessions*: The total sessions and users shown at the top of the “Web Traffic in Sessions” graph for all USCIS properties represents how many sessions there were to either the USCIS.gov website, E-Verify.gov (tracking for E-Verify.gov began in Sept. 2018), myUSCIS (authenticated and unauthenticated sessions counted separately) and CRIS Tools. Note that the separate sites are not simply added together to reach a correct “TOTAL” traffic number because there is overlap. For example, in a single session, some people visit two or even all three of the domains. Additionally, on the Spanish USCIS.gov website, every session is considered a session on USCIS.gov because Spanish sessions are delineated by the /es, but they are still in the same domain as USCIS.gov.



USCIS.gov Website Visitors: Percentages using desktop, mobile and tablets over time



Web Traffic in Sessions*: The total sessions and users shown at the top of the “Web Traffic in Sessions” graph for all USCIS properties represents how many sessions there were to either the USCIS.gov website, E-Verify.gov (tracking for E-Verify.gov began in Sept. 2018), myUSCIS (authenticated and unauthenticated sessions counted separately) and CRIS Tools. Note that the separate sites are not simply added together to reach a correct “TOTAL” traffic number because there is overlap. For example, in a single session, some people visit two or even all three of the domains. Additionally, on the Spanish USCIS.gov website, every session is considered a session on USCIS.gov because Spanish sessions are delineated by the /es, but they are still in the same domain as USCIS.gov.

Largest Traffic Change: Web Pages (Top 100)			Largest Change: Search (Top 100)		
Rank (Last Month)	Pages	Page views (Change)	Rank (Last Month)	Terms	Number of Queries (Change)
63 (33) ↓	Study for the Test USCIS	203,000 (-342,398)	3 (1) ↓	daca	14,014 (-7,556)
1 (2) ↑	Home USCIS	4,601,000 (-332,368)	10 (7) ↓	daca renewal 2021 forms	6,931 (-3,100)
33 (90) ↑	USCIS Office Closings USCIS	236,000 (+116,271)	52 (23) ↓	tps el salvador extension 2021	2,189 (-2,605)
3 (3) ↓	USCIS myUSCIS Home Page	2,694,000 (-114,098)	2 (3) ↑	i-751	14,577 (-1,835)
9 (7) ↓	myUSCIS Account - Inbox	689,000 (-112,301)	62 (32) ↓	ded venezuela	1,979 (-1,748)



E-Mail Outreach:

Total Number of Subscribers: 2,652,000 (+43,919)/Total Number of Subscriptions 6,827,657 (+72,776)

Average Number of Subscriptions per Subscriber: 2.6

	<i>Most Popular Lists</i>	<i>Lists Most Subscriptions Gained</i>	<i>Lists Most Bulletins Sent (non-automated)</i>
1	News Releases (370,875)	News Releases (+6,296)	USCIS Intergovernmental Affairs Updates (8)
2	Office Closures (341,814)	Citizenship (+5,370)	Updates from the Public Engagement Division (8)
3	Forms Updates (256,131)	Immigration Policy (+5,330)	Alerts (5)
4	Federal Register Announcements (229,504)	Forms Updates (+5,127)	System Outages (5)
5	H-1B Cap Season (211,526)	Alerts (+4,805)	Updates from USCIS-IMLS (1)

