



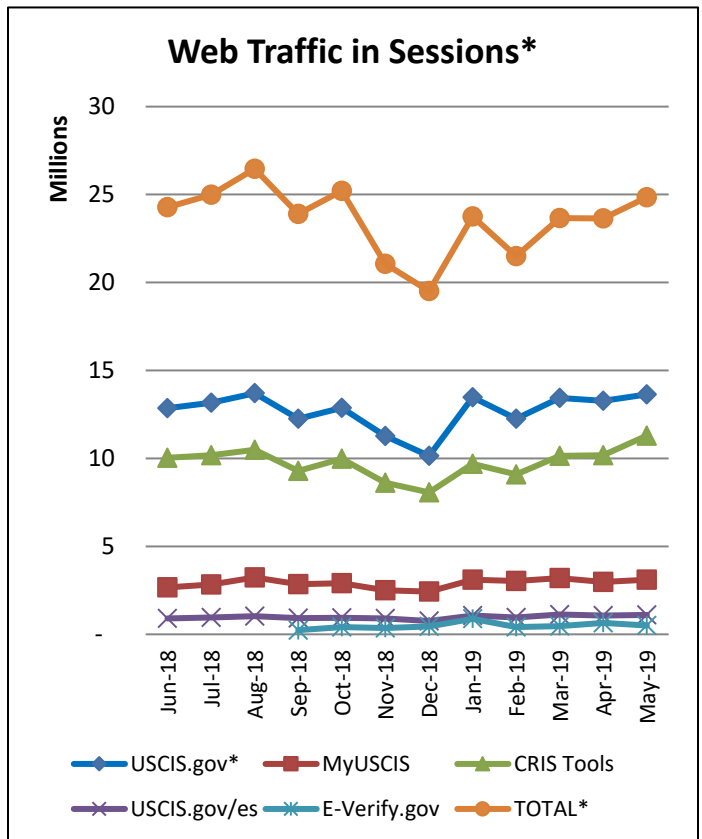
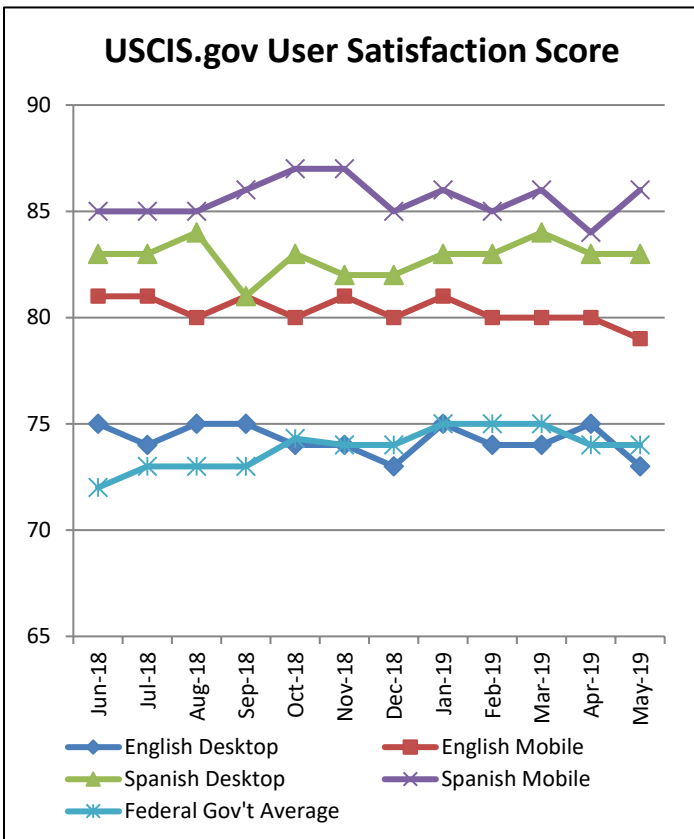
## Online Communications Insights and Statistics

May 2019

<b>Facebook</b> <b>564,420 total page likes lifetime (+4,035 past month)</b>	<b>YouTube</b> <b>12,800,000 total views – now counting both active and inactive videos (+900,000 past month)</b>	<b>LinkedIn</b> <b>6,700 followers (+500)</b>
---	--	--

### Highlights:

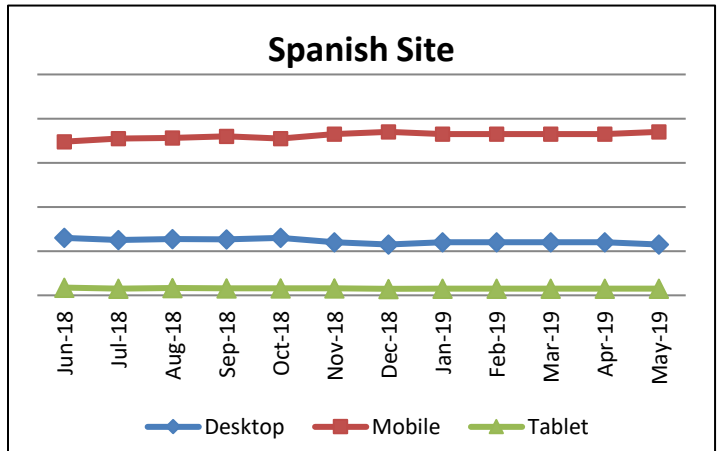
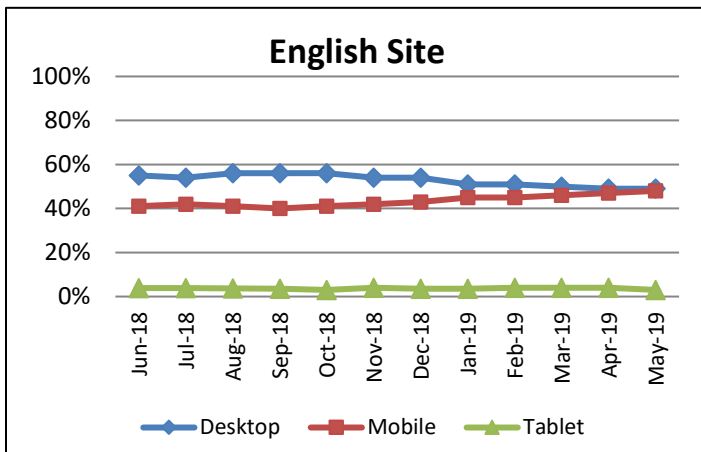
- **Astronaut Lifts-Off on Social Media:** Posts on astronaut Kalpana Chawla, who naturalized in 1991, topped both [Facebook](#) and [Instagram](#) in May.
- **Web Traffic Rises:** Web traffic rose by over 1 million sessions over April, nearing the 25 million session mark.



**Web Traffic in Sessions\*:** The total sessions and users shown at the top of the “Web Traffic in Sessions” graph for all USCIS properties represents how many sessions there were to either the USCIS.gov website, E-Verify.gov (tracking for E-Verify.gov began in Sept. 2018), myUSCIS (authenticated and unauthenticated sessions counted separately) and CRIS Tools. Note that the separate sites are not simply added together to reach a correct “TOTAL” traffic number because there is overlap. For example, in a single session, some people visit two or even all three of the domains. Additionally, on the Spanish USCIS.gov website, every session is considered a session on USCIS.gov because Spanish sessions are delineated by the /es, but they are still in the same domain as USCIS.gov.



**USCIS.gov Website Visitors: Percentages using desktop, mobile and tablets over time**



Largest Traffic Change: Web Pages (Top 100)			Largest Change: Search (Top 100)		
Rank (Last Month)	Pages	Page views (Change)	Rank (Last Month)	Terms	Number of Queries (Change)
4 (56) ↓	H-1B Employer Data Hub	171,000 (-683,000)	57 (3014) ↑	i-90 form pdf	1845 (+1823)
1 (1)	Home Page	5,307,000 (+294,000)	6 (1777) ↑	case status check online	7,449 (+1,819)
4 (8) ↑	Acceptable Documents	750,000 (+224,000)	23 (15) ↓	h1b	3,269 (-1,624)
7 (11) ↑	Form I-9 Acceptable Documents	674,000 (+195,000)	89 (381) ↑	check my case status	1,399 (+1,029)
40 (9) ↓	Home (E-Verify.gov)	342,000 (-159,000)	8 (4) ↓	infopass shedule an appointment	6,085 (-935)

Facebook	Twitter	YouTube	Instagram
<i>Most People Reached</i>	<i>Most Impressions</i>	<i>Most Viewed</i>	<i>Most Liked/Viewed</i>
Post on astronaut Kalpana Chawla who naturalized in 1991 (India). <a href="#">Posted May 20</a> 114,000 reached	<a href="#">#DYK</a> that the San Ysidro Port of Entry in San Diego, California, is one of the busiest land border crossings in the world? More than 70,000 vehicles and 20,000 pedestrians cross each day.	<a href="#">Promo – Civics Practice Test for the Naturalization Test</a> +30,560 views	Post on astronaut Kalpana Chawla. <a href="#">Posted May 22</a> 1,560 likes



**U.S. Citizenship  
and Immigration  
Services**

3,790 likes/reactions 266 shares	This week Director Cissna saw the important work <a href="https://pic.twitter.com/oC3hXaJkPA">@CBP</a> does at San Ysidro. <a href="https://pic.twitter.com/oC3hXaJkPA">pic.twitter.com/oC3hXaJkPA</a> <a href="#">Posted May 8</a>	(318,060 views, published October 2016)	
-------------------------------------	---	---	--

<b>E-Mail Outreach:</b>			
<b>Total Number of Subscribers: 1,406,126 (+32,602)/Total Number of Subscriptions 4,407,102 (+41,328)</b>			
<b>Average Number of Subscriptions per Subscriber: 3.1</b>			
	<i>Most Popular Lists</i>	<i>Lists Most Subscriptions Gained</i>	<i>Lists Most Bulletins Sent (non-automated)</i>
<b>1</b>	News Releases (327,407)	News Release (+3,839)	USCIS on Twitter (26)
<b>2</b>	Forms Updates (227,986)	Alerts (+2,997)	USCIS Intergovernmental Affairs Updates (8)
<b>3</b>	H-1B Cap Season (212,437)	Forms Updates (+2,957)	Updates from the Public Engagement Division (8)
<b>4</b>	Federal Register Announcements (209,887)	Immigration Policy (+2,843)	Forms Register Announcements (6)
<b>5</b>	Alerts (157,937)	Citizenship (+2,484)	System Outages (5)

