



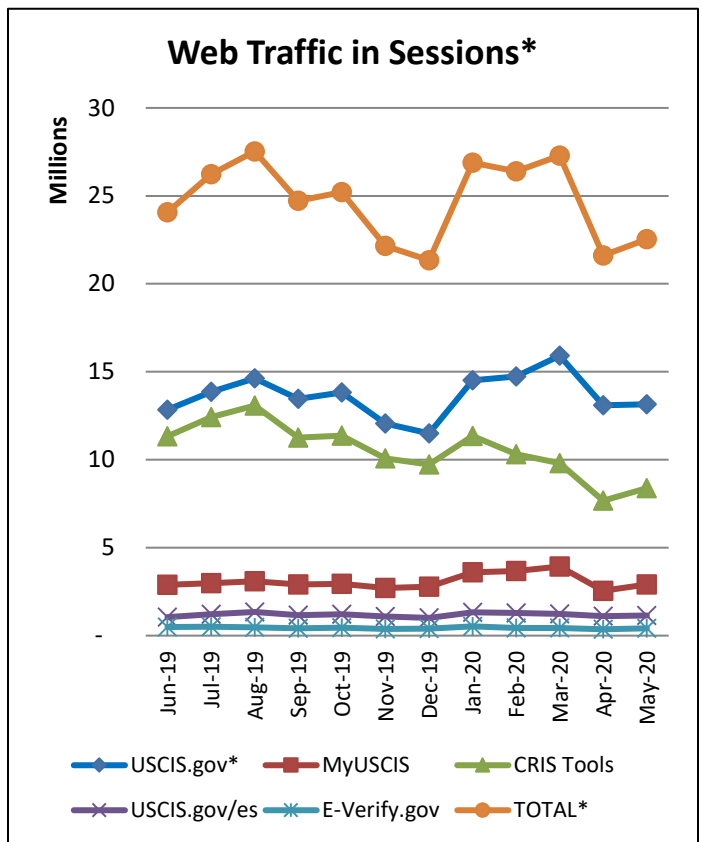
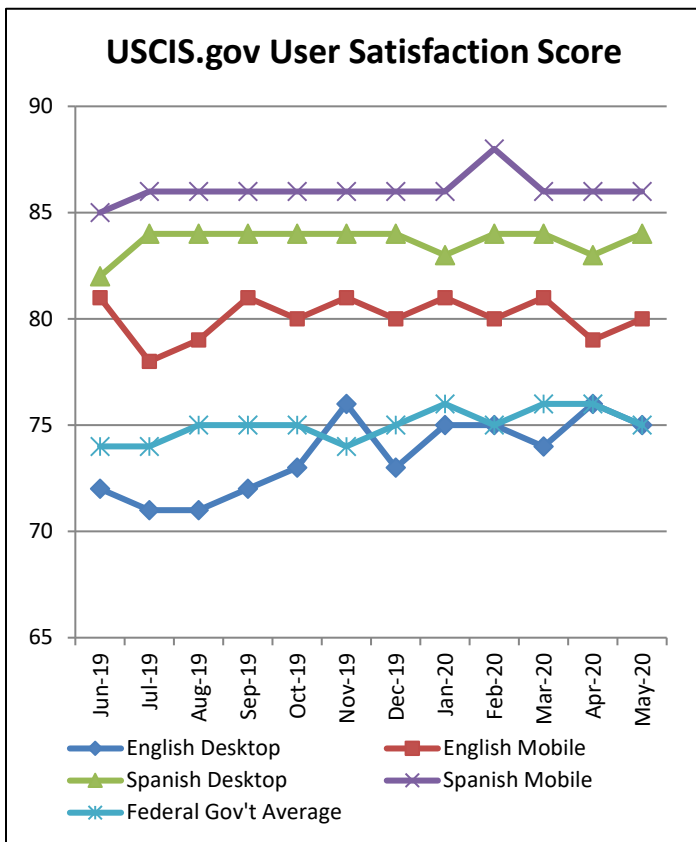
Online Communications Insights and Statistics

May 2020

Total Web Traffic – ALL PROPERTIES: 22,542,178 Sessions (+4.3% from past month)

Highlights:

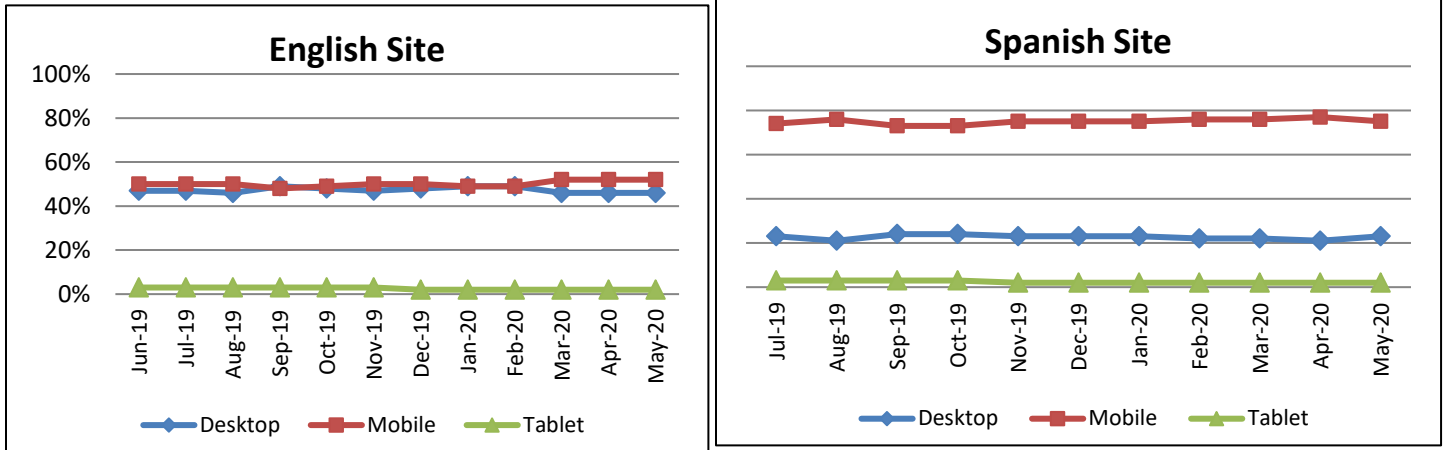
- **Web Traffic Stabilizes:** Web traffic saw a modest 4.3% increase after a significant drop in April.



Web Traffic in Sessions*: The total sessions and users shown at the top of the “Web Traffic in Sessions” graph for all USCIS properties represents how many sessions there were to either the USCIS.gov website, E-Verify.gov (tracking for E-Verify.gov began in Sept. 2018), myUSCIS (authenticated and unauthenticated sessions counted separately) and CRIS Tools. Note that the separate sites are not simply added together to reach a correct “TOTAL” traffic number because there is overlap. For example, in a single session, some people visit two or even all three of the domains. Additionally, on the Spanish USCIS.gov website, every session is considered a session on USCIS.gov because Spanish sessions are delineated by the /es, but they are still in the same domain as USCIS.gov.



USCIS.gov Website Visitors: Percentages using desktop, mobile and tablets over time



Web Traffic in Sessions*: The total sessions and users shown at the top of the “Web Traffic in Sessions” graph for all USCIS properties represents how many sessions there were to either the USCIS.gov website, E-Verify.gov (tracking for E-Verify.gov began in Sept. 2018), myUSCIS (authenticated and unauthenticated sessions counted separately) and CRIS Tools. Note that the separate sites are not simply added together to reach a correct “TOTAL” traffic number because there is overlap. For example, in a single session, some people visit two or even all three of the domains. Additionally, on the Spanish USCIS.gov website, every session is considered a session on USCIS.gov because Spanish sessions are delineated by the /es, but they are still in the same domain as USCIS.gov.

USCIS.gov Website Visitors: Percentages using desktop, mobile and tablets over time

Largest Traffic Change: Web Pages (Top 100)			Largest Change: Search (Top 100)		
Rank (Last Month)	Pages	Page views (Change)	Rank (Last Month)	Terms	Number of Queries (Change)
2 (2)	USCIS Account - Home Page	2,257,000 (+336,126)	40 (12) ↓	H1b	2,121 (-2,040)
6 (10) ↑	USCIS Response to COVID-19 USCIS	750,000 (+237,009)	2 (2)	daca	7,193 (-1,305)
51 (12) ↓	COVID-19 Delays in Extension/Change of Status Filings USCIS	181,000 (-221,337)	99 (42) ↓	Visa bulletin may 2020	1,033 (-1,053)
12 (27) ↑	File Online USCIS	380,000 (+158,859)	12 (17) ↑	i-90	4,336 (+876)
3 (3)	USCIS myUSCIS Home Page	1,837,000 (+134,533)	77 (229) ↓	h1b visa	1,301 (+836)



E-Mail Outreach:

Total Number of Subscribers: 2,309,000 (+52,802)/Total Number of Subscriptions 6,318,902 (+283,585)

Average Number of Subscriptions per Subscriber: 2.7

	<i>Most Popular Lists</i>	<i>Lists Most Subscriptions Gained</i>	<i>Lists Most Bulletins Sent (non-automated)</i>
1	News Releases (392,092)	News Releases (+29,937)	USCIS Intergovernmental Affairs Updates (8)
2	Office Closures (342,482)	Immigration Policy (+29,165)	Updates from the Public Engagement Division (8)
3	Forms Updates (284,599)	Citizenship (+28,899)	System Outages (6)
4	Federal Register Announcements (263,914)	Federal Register Announcements (+28,613)	Immigration Policy (3)
5	Alerts (232,094)	Alerts (+28,390)	Alerts (2)

