




Austin Bergstrom Area Monthly Rankings: January



Rank	Warmest Avg Temp		Warmest Avg High		Warmest Avg Low		Wettest	
1 st	59.5	1952	72.7	2006	48.9	1952	10.53	1991
2 nd	58.3	1990	70.3	1971	47.8	1950	7.66	2007
3 rd	57.5	1971	70.1	1953	47.3	1989	7.62	1968
4 th	56.8	1989	70.1	1952	47.1	1990	7.31	2012
5 th	56.7	1953	69.6	1990	44.6	1971	6.77	2024


Rank	Coolest Avg Temp		Coolest Avg High		Coolest Avg Low		Driest	
1 st	42.4	1978	50.1	1979	31.1	2014	0.02	1971
2 nd	42.7	1979	50.8	1978	31.5	1963	0.15	1948
3 rd	42.7	1963	53.3	1966	32.1	1962	0.22	1967
4 th	44.4	1977	53.8	1970	32.5	2018	0.24	1959
5 th	44.4	1962	53.9	1963	33.4	2010	0.25	2018

Updated: Sep 2024

POR: 11/1942 – 9/2024



Austin Bergstrom Area Monthly Rankings: February



Rank	Warmest Avg Temp		Warmest Avg High		Warmest Avg Low		Wettest	
1 st	63.7	2017	76.5	2017	53.4	1957	7.34	1958
2 nd	62.1	1957	74.5	1976	50.9	2017	6.82	1992
3 rd	61.9	1976	74.1	1954	50.2	1944	5.38	2004
4 th	60.4	1962	73.9	2009	49.4	1976	5.16	1965
5 th	59.9	1954	73.6	2009	48.2	1990	4.92	2003


Rank	Coolest Avg Temp		Coolest Avg High		Coolest Avg Low		Driest	
1 st	45.8	1978	55.1	1978	32.3	2002	0.02	1999
2 nd	45.9	2010	56.7	1968	35.1	2010	0.09	1974
3 rd	47.3	1968	56.8	2010	35.9	2021	0.12	2007
4 th	47.4	2021	57.4	1958	36.5	1978	0.15	1954
5 th	47.9	2002	58.9	1965	37.2	1947	0.22	1976

Updated: Sep 2024

POR: 11/1942 – 9/2024



Austin Bergstrom Area Monthly Rankings: March



Rank	Warmest Avg Temp		Warmest Avg High		Warmest Avg Low		Wettest	
1 st	68.3	1972	80.5	1972	58.3	1945	6.52	1983
2 nd	67.8	1974	78.8	1974	57.5	2020	6.21	2018
3 rd	67.6	1945	78.7	2017	57.1	1974	6.00	2007
4 th	67.5	2020	78.5	1967	57.1	1953	5.91	1976
5 th	67.4	2017	78.4	1971	56.3	1985	5.46	1951

Rank	Coolest Avg Temp		Coolest Avg High		Coolest Avg Low		Driest	
1 st	52.4	1965	62.3	1969	42.0	2001	0.05	1972
2 nd	52.9	2001	63.2	1965	42.0	1965	0.11	1959
3 rd	53.4	1969	63.8	2001	42.1	2010	0.15	2011
4 th	55.0	1960	64.3	1960	43.5	2014	0.25	1954
5 th	55.2	1958	64.9	1958	43.8	2013	0.26	1986

Updated: Sep 2024

POR: 11/1942 – 9/2024



Austin Bergstrom Area Monthly Rankings: April



Rank	Warmest Avg Temp		Warmest Avg High		Warmest Avg Low		Wettest	
1 st	75.2	1967	88.0	2011	66.3	1967	12.18	1957
2 nd	74.4	1972	87.2	2006	63.6	1954	7.97	1976
3 rd	74.2	2006	85.9	1972	63.3	1986	7.88	1969
4 th	73.8	2011	84.9	2012	63.2	2002	6.87	1991
5 th	73.5	1954	84.8	1948	62.9	1972	6.48	2016


Rank	Coolest Avg Temp		Coolest Avg High		Coolest Avg Low		Driest	
1 st	62.6	2007	72.6	1973	49.5	1998	0.03	1984
2 nd	64.0	1949	73.4	1949	51.3	2018	0.06	2003
3 rd	64.1	1973	73.8	2007	51.4	2007	0.09	2012
4 th	64.3	1998	74.6	1959	52.8	1980	0.19	2011
5 th	64.8	2018	75.5	1950	53.0	2005	0.21	1944

Updated: Sep 2024

POR: 11/1942 – 9/2024



Austin Bergstrom Area Monthly Rankings: May



Rank	Warmest Avg Temp		Warmest Avg High		Warmest Avg Low		Wettest	
1 st	80.1	2022	92.3	2022	70.0	2024	15.82	2016
2 nd	79.4	2024	92.1	1998	69.0	1949	13.69	1965
3 rd	79.4	1956	90.9	2018	68.8	1991	13.44	2015
4 th	79.2	2018	90.1	1956	68.7	1956	10.48	1974
5 th	79.0	1955	90.0	2003	68.6	1985	9.24	2019

Rank	Coolest Avg Temp		Coolest Avg High		Coolest Avg Low		Driest	
1 st	71.6	1976	81.4	1970	60.7	2014	0.28	1949
2 nd	72.1	1970	81.4	1969	61.7	1976	0.32	1963
3 rd	72.2	1979	81.4	1966	62.1	1993	0.51	2003
4 th	72.4	1969	81.5	1976	62.1	1993	0.61	1998
5 th	72.7	1993	81.6	1979/1965	62.5	1952	0.83	1973

Updated: Sep 2024

POR: 11/1942 – 9/2024



Austin Bergstrom Area Monthly Rankings: June



Rank	Warmest Avg Temp		Warmest Avg High		Warmest Avg Low		Wettest	
1 st	86.5	1998	99.1	2011	75.1	1947	15.59	1981
2 nd	86.2	1953	98.7	1998	74.4	1953	14.18	2004
3 rd	85.5	2008	98.3	2022	74.3	1998	9.60	1961
4 th	85.4	2018	97.9	2009	74.2	1958	8.29	1985
5 th	85.4	2011	97.9*	2008	74.1	2018	8.13	1987

*Also 1953


Rank	Coolest Avg Temp		Coolest Avg High		Coolest Avg Low		Driest	
1 st	78.1	1973	86.2	1973	68.8	2015	T	1967
2 nd	78.9	1968	86.3	1968	68.8	2003	0.15	1970
3 rd	79.1	2015	87.7	1987	68.8	1988	0.16	1956
4 th	79.2	1966	88.1	1981	68.9	2006	0.21	2012
5 th	79.3	1995	88.3	1983	69.0	1974	0.30	1974

Updated: Sep 2024

POR: 11/1942 – 9/2024



Austin Bergstrom Area Monthly Rankings: July



Rank	Warmest Avg Temp		Warmest Avg High		Warmest Avg Low		Wettest	
1 st	87.9	1980	101.5	2022	76.9	1954	9.77	1979
2 nd	87.9	1954	101.1	2009	76.5	1957	7.62	2007
3 rd	87.8	2009	100.4	1998	76.4	1951	5.82	1961
4 th	87.7	2022	100.3	1980	76.3	1958	5.65	2016
5 th	87.6	1956	100.2	2023	76.2	1953	5.37	2010

Rank	Coolest Avg Temp		Coolest Avg High		Coolest Avg Low		Driest	
1 st	79.5	2007	87.6	2007	70.0	2008	T	2019
2 nd	80.7	1976	88.9	1976	70.6	2014	0.01	2022
3 rd	80.8	2021	90.3	1968	70.7	2004	0.01	2015
4 th	81.0	1968	90.5	2021	70.8	2000	0.02	1994
5 th	81.7	2004/2002/ 1961	90.6	2002	71.0	2021	0.02*	1986


Updated: Sep 2024

*Also 1951

POR: 11/1942 – 9/2024



Austin Bergstrom Area Monthly Rankings: August



Rank	Warmest Avg Temp		Warmest Avg High		Warmest Avg Low		Wettest	
1 st	90.2	2023	105.2	2023	77.7	1985	12.99	2017
2 nd	89.0	1985	103.3	2011	76.3	1954	8.91	1966
3 rd	88.6	1951	100.9	1951	76.3	1951	8.31	2016
4 th	88.3	2011	100.4	2020	75.8	1960	7.94	1969
5 th	87.7	1954	100.4	1985	75.8	1952	7.79	1974


Rank	Coolest Avg Temp		Coolest Avg High		Coolest Avg Low		Driest	
1 st	79.7	1971	88.6	1971	69.8	2000	T	2014
2 nd	80.6	1973	90.7	1973	70.0	2004	T	2011
3 rd	81.1	1961	91.2	1966	70.4	1961	T	1993
4 th	81.9	2004	91.3	1974	70.5	1973	T	1957
5 th	81.9	1966	91.6	1975	70.8	1971	0.03	2006

Updated: Sep 2024

POR: 11/1942 – 9/2024



Austin Bergstrom Area Monthly Rankings: September



Rank	Warmest Avg Temp		Warmest Avg High		Warmest Avg Low		Wettest	
1 st	85.6	2023	98.7	2023	74.3	1986	9.36	1986
2 nd	85.3	2019	98.1	2019	72.8	1985	8.82	1957
3 rd	84.1	2005	97.5	2005	72.7	1977	8.80	1958
4 th	83.2	1977	97.1	2011	72.5	2019	6.98	2009
5 th	83.1	1954	95.2	2000	72.5	1980	6.62	2020


Rank	Coolest Avg Temp		Coolest Avg High		Coolest Avg Low		Driest	
1 st	75.0	1974	83.6	1967	63.3	2011	0.01	2011
2 nd	75.0	1967	83.9	1974	63.4	2008	0.02	1987
3 rd	75.1	1968	85.3	1968	63.8	1999	0.11	1956
4 th	75.4	2001	86.2	2001	64.0	2000	0.14	2022
5 th	75.8	2003	86.7	1970	64.5	2001	0.34	2008

Updated: Feb 2024

POR: 11/1942 – 2/2024



Austin Bergstrom Area Monthly Rankings: October



Rank	Warmest Avg Temp		Warmest Avg High		Warmest Avg Low		Wettest	
1 st	75.0	2004	87.0	1950	65.2	1985	21.15	2015
2 nd	74.5	1956	86.9	1956	65.1	1947	13.08	1960
3 rd	74.0	1950	86.8	2016	64.9	2004	12.79	1998
4 th	73.6	1954	86.5	1948	64.6	1984	10.40	1973
5 th	73.3	2016/1985	85.8	1991	63.2	1973/1960	9.80	2013


Rank	Coolest Avg Temp		Coolest Avg High		Coolest Avg Low		Driest	
1 st	61.4	1976	71.7	1976	51.0	2010	0.00	1952
2 nd	65.5	2001	75.3	1957	51.0	1976	0.06	2010
3 rd	65.9	1964	75.8	1958	51.4	2001	0.21	1987
4 th	65.9	1952	76.5	1970	51.5	1952	0.27	2016
5 th	66.0	1970	76.5	1965	51.6	1999	0.33	1955

Updated: Feb 2024

POR: 11/1942 – 2/2024



Austin Bergstrom Area Monthly Rankings: November



Rank	Warmest Avg Temp		Warmest Avg High		Warmest Avg Low		Wettest	
1 st	67.7	1973	78.3	2020	57.6	1973	12.49	1974
2 nd	66.1	1988	77.9	2005	55.9	1965	10.51	2001
3 rd	65.2	1983	77.9	1973	55.1	1985	9.91	2004
4 th	64.7	1945	77.7	1988	54.9	1983	7.01	2000
5 th	64.6	2016	77.7	1949	54.9	1988	6.94	1978

Rank	Coolest Avg Temp		Coolest Avg High		Coolest Avg Low		Driest	
1 st	51.1	1976	60.7	1976	40.8	1959	T	2012
2 nd	52.7	1959	63.6	1972	41.5	1976	T	1970
3 rd	54.1	2014	64.5	1959	41.6	2002	0.02	1949
4 th	54.5	1972	65.0	2000	41.7	2014	0.08	1999
5 th	54.6	1997	65.3	1961	43.0	1997	0.08	1950

Updated: Feb 2024

POR: 11/1942 – 2/2024



Austin Bergstrom Area Monthly Rankings: December



Rank	Warmest Avg Temp		Warmest Avg High		Warmest Avg Low		Wettest	
1 st	62.7	2021	75.0	2021	52.6	1984	12.88	1991
2 nd	61.3	1984	70.1	1954	50.5	2021	8.11	1994
3 rd	58.8	1970	69.9	1984	49.3	1971	6.37	2018
4 th	57.9	1971	69.2	1970	48.3	1970	5.96	1986
5 th	57.6	1954	69.2	1956	47.1	1991	5.83	1953

Rank	Coolest Avg Temp		Coolest Avg High		Coolest Avg Low		Driest	
1 st	43.8	2000	54.1	1963	33.3	2000	0.01	1950
2 nd	43.9	1963	54.4	2000	33.7	1963	0.14	1989
3 rd	45.2	1983	54.6	1983	33.9	1997	0.20	2005
4 th	46.0	1989	56.5	2009	34.4	1989	0.20	2004
5 th	46.1	2009	57.5	1960	34.8	2005	0.26	1942

Updated: Feb 2024

POR: 11/1942 – 2/2024