




# Del Rio Area Monthly Rankings: January



Rank	Warmest Avg Temp		Warmest Avg High		Warmest Avg Low		Wettest	
1 <sup>st</sup>	59.6	2023	73.3	2023	50.5	1950	4.12	1931
2 <sup>nd</sup>	59.5	1950	71.9	2006	48.5	1907	3.25	1958
3 <sup>rd</sup>	59.3	1907	71.8	1953	47.3	1952	3.05	1947
4 <sup>th</sup>	59.1	1952	71.0	1952	46.7	1916	2.52	2010
5 <sup>th</sup>	58.5	1923	70.8	1923	46.5	2005/1933	2.36	1994


Rank	Coolest Avg Temp		Coolest Avg High		Coolest Avg Low		Driest	
1 <sup>st</sup>	43.8	1930	53.2	1979	31.9	1918	T	2018
2 <sup>nd</sup>	44.1	1979	54.0	1930	33.5	1930	T	2014
3 <sup>rd</sup>	44.5	1940	54.1	1940	33.7	1963	T	1996
4 <sup>th</sup>	45.4	1985	54.4	1949	34.6	1985	T	1971
5 <sup>th</sup>	46.0	1949	55.6	1947	34.9	1940	T	3 times

Updated: Sep 2024

POR: 12/1905 – 9/2024



# Del Rio Area Monthly Rankings: February



Rank	Warmest Avg Temp		Warmest Avg High		Warmest Avg Low		Wettest	
1 <sup>st</sup>	64.2	2024	78.1	1976	53.9	1957	7.82	1949
2 <sup>nd</sup>	63.5	2000	77.3	2017	52.6	1938	5.78	1921
3 <sup>rd</sup>	63.4	1962	77.1	1999	51.4	1932	3.80	1992
4 <sup>th</sup>	63.3	1957	77.0	2024	51.3	2024	3.47	1987
5 <sup>th</sup>	62.9	1976	76.6	1962	51.0	2000	2.45	1982


Rank	Coolest Avg Temp		Coolest Avg High		Coolest Avg Low		Driest	
1 <sup>st</sup>	49.9	1978	60.5	1923	36.8	1912	0.00	2009
2 <sup>nd</sup>	50.3	1968	60.8	1968	38.6	1978	0.00	1974
3 <sup>rd</sup>	50.6	1929	61.1	1958	38.8	1964	0.00	1925
4 <sup>th</sup>	50.7	1964	61.2	1978	39.0	1966	T	2013
5 <sup>th</sup>	50.7	1965	61.3	1985	39.3	1947	0.01	6 times

Updated: Sep 2024

POR: 12/1905 – 9/2024



# Del Rio Area Monthly Rankings: March



Rank	Warmest Avg Temp		Warmest Avg High		Warmest Avg Low		Wettest	
1 <sup>st</sup>	73.4	1907	86.6	1907	60.3	2020	3.48	2004
2 <sup>nd</sup>	70.9	2020	82.9	1916	60.1	1907	3.20	1990
3 <sup>rd</sup>	70.0	2024	82.8	2011	58.1	2023	3.09	2020
4 <sup>th</sup>	70.0	2011	82.4	2024	57.7	2017	2.77	1997
5 <sup>th</sup>	69.5	2023	82.0	2000	57.7	1953	2.66	1979

Rank	Coolest Avg Temp		Coolest Avg High		Coolest Avg Low		Driest	
1 <sup>st</sup>	52.4	1915	63.1	1915	41.6	1915	T	2022
2 <sup>nd</sup>	57.2	1969	67.4	1941	44.9	1931	T	1971
3 <sup>rd</sup>	57.2	1931	67.4	1958	45.2	1970	T	1963
4 <sup>th</sup>	57.4	1970	68.2	1923	45.2	1965	T	1959
5 <sup>th</sup>	57.4	1965	68.4	1926	45.5	1969	T	1956*

\*Also 1954

Updated: Sep 2024

POR: 12/1905 – 9/2024



# Del Rio Area Monthly Rankings: April

Rank	Warmest Avg Temp		Warmest Avg High		Warmest Avg Low		Wettest	
1 <sup>st</sup>	78.4	2011	92.5	2011	66.3	2002	7.51	1981
2 <sup>nd</sup>	78.0	2024	90.7	2024	66.0	1925	6.49	1957
3 <sup>rd</sup>	77.4	2022	89.5	2022	65.5	1967	6.03	2010
4 <sup>th</sup>	77.0	2002	88.9	2006	65.2	2024	5.64	2017
5 <sup>th</sup>	76.7	2006	88.5	1963	65.2	2022	5.46	1969


Rank	Coolest Avg Temp		Coolest Avg High		Coolest Avg Low		Driest	
1 <sup>st</sup>	63.8	1931	73.9	1931	52.7	1987	T	1953
2 <sup>nd</sup>	65.3	1997	74.8	1915	53.7	1931	0.01	2018
3 <sup>rd</sup>	65.4	1987	75.8	1949	54.1	1997	0.01	2011
4 <sup>th</sup>	66.0	1949	75.9	1926	54.7	1920	0.01	1998
5 <sup>th</sup>	66.6	1926	76.5	1997	55.4	1983/1913	0.01	1955

Updated: Sep 2024

POR: 12/1905 – 9/2024



# Del Rio Area Monthly Rankings: May



Rank	Warmest Avg Temp		Warmest Avg High		Warmest Avg Low		Wettest	
1 <sup>st</sup>	87.9	2024	99.1	2024	76.7	2024	10.45	2010
2 <sup>nd</sup>	84.2	1998	96.8	1998	72.1	2022	10.23	1957
3 <sup>rd</sup>	84.1	2022	96.0	2022	72.0	1996	10.17	2015
4 <sup>th</sup>	83.4	2000	95.6	2018	71.9	1927	8.91	1914
5 <sup>th</sup>	83.4	1996	95.1	2000	71.7	2000	7.99	1925

Rank	Coolest Avg Temp		Coolest Avg High		Coolest Avg Low		Driest	
1 <sup>st</sup>	72.2	1931	82.2	1931	61.1	1907	0.03	1956
2 <sup>nd</sup>	72.9	1976	82.6	1924	61.3	1970	0.06	2024
3 <sup>rd</sup>	73.0	1924	83.6	1992	62.0	1976	0.08	1998
4 <sup>th</sup>	73.7	1970	83.6	2007	62.3	1931	0.08	1912
5 <sup>th</sup>	73.9	1907	83.6	1977	63.1	1952	0.17	1927

Updated: Sep 2024

POR: 12/1905 – 9/2024



# Del Rio Area Monthly Rankings: June



Rank	Warmest Avg Temp		Warmest Avg High		Warmest Avg Low		Wettest	
1 <sup>st</sup>	90.9	2024	102.9	2023	80.2	2024	13.71	1935
2 <sup>nd</sup>	90.4	2023	101.8	2022	78.0	2023	7.85	2019
3 <sup>rd</sup>	89.5	2022	101.5	2024	77.4	2021	7.17	1961
4 <sup>th</sup>	89.5	2018	101.5	2018	77.4	2018	6.65	1959
5 <sup>th</sup>	89.3	1953	101.4	1953	77.3	2022	6.22	1912


Rank	Coolest Avg Temp		Coolest Avg High		Coolest Avg Low		Driest	
1 <sup>st</sup>	78.5	1919	87.4	1935	68.8	1912	T	2001
2 <sup>nd</sup>	79.1	1987	87.7	1913	69.2	1979	T	1990
3 <sup>rd</sup>	79.3	1913	87.8	1919	69.2	1973	T	1974
4 <sup>th</sup>	79.4	1940	88.3	1930	69.2	1919	T	1911
5 <sup>th</sup>	79.6	1979	88.4	1987	69.6	1920	0.01	2012

Updated: Sep 2024

POR: 12/1905 – 9/2024



# Del Rio Area Monthly Rankings: July



Rank	Warmest Avg Temp		Warmest Avg High		Warmest Avg Low		Wettest	
1 <sup>st</sup>	92.0	2020	104.2	2020	80.2	1998	13.18	1976
2 <sup>nd</sup>	91.7	2023	103.4	2023	80.0	2023	8.89	1906
3 <sup>rd</sup>	91.6	1998	103.2	2022	79.7	2020	8.26	1975
4 <sup>th</sup>	91.0	2022	103.1	1998	78.7	2024	6.19	1948
5 <sup>th</sup>	90.1	1980	103.0	1980	78.7	2022	6.17	1914


Rank	Coolest Avg Temp		Coolest Avg High		Coolest Avg Low		Driest	
1 <sup>st</sup>	78.0	1976	86.0	1976	70.0	1976	T	2022
2 <sup>nd</sup>	81.1	1919	89.4	1919	70.9	1975	T	2019
3 <sup>rd</sup>	81.1	2007	89.7	2007	71.3	1906	T	1998
4 <sup>th</sup>	81.2	1975	91.4	1975	71.7	1971	T	1957/1956
5 <sup>th</sup>	81.4	1906	91.5	2010/1935/ 1926	71.7	1908	T	1953/1951

Updated: Sep 2024

POR: 12/1905 – 9/2024



# Del Rio Area Monthly Rankings: August



Rank	Warmest Avg Temp		Warmest Avg High		Warmest Avg Low		Wettest	
1 <sup>st</sup>	92.9	2023	105.5	2023	80.9	2024	20.93	1998
2 <sup>nd</sup>	92.6	2024	104.3	2024	80.4	2023	11.32	2008
3 <sup>rd</sup>	91.6	2019	103.9	2020	79.3	2019	10.26	2016
4 <sup>th</sup>	91.1	2020	103.9	2019	78.5	2011	7.57	2022
5 <sup>th</sup>	90.1	2011	101.8	2012	78.4	2020	6.10	1971

Rank	Coolest Avg Temp		Coolest Avg High		Coolest Avg Low		Driest	
1 <sup>st</sup>	78.5	1971	87.6	1971	69.5	1971	0.00	1952
2 <sup>nd</sup>	80.7	1906	90.1	1916	70.1	1976	0.00	1943
3 <sup>rd</sup>	80.8	1972	90.3	1906	70.9	1972	0.00	1924
4 <sup>th</sup>	81.5	1976	90.7	1972	71.2	1906	0.00	1907
5 <sup>th</sup>	81.6	1916	90.9	1920	71.4	1931	T	6 times


Updated: Sep 2024

POR: 12/1905 – 9/2024





# Del Rio Area Monthly Rankings: September



Rank	Warmest Avg Temp		Warmest Avg High		Warmest Avg Low		Wettest	
1 <sup>st</sup>	89.2	2023	101.1	2023	77.4	2023	15.74	1964
2 <sup>nd</sup>	87.6	2019	98.8	2021	76.7	2019	9.95	1932
3 <sup>rd</sup>	86.8	1911	98.6	1977	75.1	1911	9.87	1970
4 <sup>th</sup>	86.5	2021	98.4	2019	74.9	1933	9.74	1919
5 <sup>th</sup>	85.8	1977	98.4	1911	74.8	1921	7.75	2018


Rank	Coolest Avg Temp		Coolest Avg High		Coolest Avg Low		Driest	
1 <sup>st</sup>	73.9	1974	82.3	1932	64.1	1974	T	1999
2 <sup>nd</sup>	75.2	1932	83.7	1974	64.4	1908	T	1931
3 <sup>rd</sup>	75.4	1942	84.4	1942	64.6	1975	0.02	2005
4 <sup>th</sup>	76.2	1967	84.5	1916	65.3	1909	0.04	1952
5 <sup>th</sup>	76.2	1935	84.6	1935	65.4	1913	0.04	1930

Updated: Feb 2024

POR: 12/1905 – 2/2024



# Del Rio Area Monthly Rankings: October



Rank	Warmest Avg Temp		Warmest Avg High		Warmest Avg Low		Wettest	
1 <sup>st</sup>	77.3	1947	89.5	1979	67.5	1947	11.69	1930
2 <sup>nd</sup>	77.3	1931	87.6	1931	67.0	1926	11.33	1969
3 <sup>rd</sup>	76.6	1962	87.4	2020	66.9	1931	8.73	2018
4 <sup>th</sup>	75.7	1926	87.3	1950	66.7	1941	8.72	2005
5 <sup>th</sup>	75.4	1933	87.1	1956	66.5	1962	7.39	2002


Rank	Coolest Avg Temp		Coolest Avg High		Coolest Avg Low		Driest	
1 <sup>st</sup>	63.0	1976	74.5	1976	51.3	1906	0.00	1979
2 <sup>nd</sup>	65.1	1906	74.5	1958	51.5	1976	0.00	1917
3 <sup>rd</sup>	65.8	1936	75.4	1925	54.1	1952	T	1952
4 <sup>th</sup>	65.8	1932	76.0	1930	54.6	1908	T	1950
5 <sup>th</sup>	66.9	1970	76.1	1923	54.9	1917	0.01	2010/1931/ 1915

Updated: Feb 2024

POR: 12/1905 – 2/2024



# Del Rio Area Monthly Rankings: November



Rank	Warmest Avg Temp		Warmest Avg High		Warmest Avg Low		Wettest	
1 <sup>st</sup>	68.4	1927	80.6	2020	58.5	1927	4.71	2004
2 <sup>nd</sup>	68.1	2020	78.3	1927	55.8	2016	4.54	1913
3 <sup>rd</sup>	65.5	2012	77.9	1999	55.7	1985	4.13	1923
4 <sup>th</sup>	65.4	1965	77.5	1949	55.6	2020	4.02	1907
5 <sup>th</sup>	65.3	1909	77.2	1909	55.1	1931	3.76	1914

Rank	Coolest Avg Temp		Coolest Avg High		Coolest Avg Low		Driest	
1 <sup>st</sup>	53.2	1959	63.4	1976	40.7	1959	0.00	1917
2 <sup>nd</sup>	53.2	1976	63.9	1907	42.2	1932	T	2008
3 <sup>rd</sup>	53.7	1911	64.5	1918	42.4	1911	T	2005
4 <sup>th</sup>	53.9	1929	64.7	1929	42.6	1970	T	1999
5 <sup>th</sup>	54.6	1932	64.9	2000	43.0	1976	T	9 times

Updated: Feb 2024

POR: 12/1905 – 2/2024



# Del Rio Area Monthly Rankings: December



Rank	Warmest Avg Temp		Warmest Avg High		Warmest Avg Low		Wettest	
1 <sup>st</sup>	65.5	2021	77.6	2021	53.3	2021	3.93	1937
2 <sup>nd</sup>	58.6	1933	72.3	2019	49.4	1984	3.14	1994
3 <sup>rd</sup>	58.3	2023	71.9	1933	49.0	2014	3.06	1991
4 <sup>th</sup>	57.9	1984	70.5	2023	47.5	1994	2.48	2016
5 <sup>th</sup>	57.6	1970	70.5	2020	47.5	1991	2.44	1984

Rank	Coolest Avg Temp		Coolest Avg High		Coolest Avg Low		Driest	
1 <sup>st</sup>	44.5	1983	52.3	1914	33.3	1989	T	2022
2 <sup>nd</sup>	45.1	1989	54.8	1927	33.3	1983	T	2010
3 <sup>rd</sup>	45.6	1914	55.8	1983	35.1	1905	T	1973
4 <sup>th</sup>	45.8	1963	56.2	1963	35.3	1909	T	1968
5 <sup>th</sup>	46.3	1905	56.4	1989	35.4	1963	T	1954/1950/ 1921

Updated: Feb 2024

POR: 12/1905 – 2/2024