

2020: A Year in Review

The following information will represent a very comprehensive look back on 2020 across central Indiana. The information is arranged in this order:

Annual and Seasonal Conditions
Miscellaneous Weather Stats
Records Tied or Broken
Links to Top Weather Stories of 2020

Annual and Seasonal Climate Stats for Indianapolis

For the whole year

	Average Temperature	Total Precipitation	Total Snowfall	Highs of 80/90 or hotter	Lows of 0 or colder
2020	54.9	44.92	8.3	100/18	0
NORMAL	53.2	42.44	25.9	99/18	5
2020 Difference from Normal	+1.7	+2.48	-17.6	+1/0	-5
All-Time Rank	Tied for 15 th Warmest	37 th Wettest	9 th Least Snowiest		

****Note, for purposes of the above table, snowfall is referring to the calendar year period, from Jan 1 to Dec 31.*

Actual Numbers and Difference from Normal

2019-20 WINTER SEASON SUMMARY

	Average Temperature	Total Precipitation	Total Snowfall	Highs Below Freezing	Lows Below Zero
Winter 2019-2020	35.1	12.26	12.2	9	0
Normal Winter	30.5	8.15	22.0	27	6
2019-2020 Difference from Normal	+4.6	+4.11	-9.8	-18	-6

Winter Ranks:

Tied for 15th Warmest

13th Wettest

61st Least Snowiest

2020 SPRING SEASON SUMMARY

	Average Temperature	Total Precipitation	Total Snowfall	Highs of 80 or Warmer	Lows At or Below Freezing
Spring 2020	52.6	13.53	1.2	7	17
Normal Spring	52.6	12.42	2.8	13	20
2020 Difference from Normal	0.0	+1.11	-1.6	-6	-3

Spring Ranks:

Tied for 59th Warmest

45th Wettest

Tied for 47th Least Snowiest

2020 SUMMER SEASON SUMMARY

	Average Temperature	Total Precipitation	Highs of 90 or Hotter
Summer 2020	75.4	11.43	17
Normal Summer	73.9	11.93	16
2020 Difference from Normal	+1.5	-0.50	+1

Summer Ranks:

Tied for 30th Warmest

69th Wettest

2020 FALL SEASON SUMMARY

	Average Temperature	Total Precipitation	Total Snowfall	Highs of 80 or Warmer
Fall 2020	56.9	9.12	T	15
Normal Fall	55.2	9.94	1.1	17
2020 Difference from Normal	+1.7	-0.82	-1.1	-2

Fall Ranks:

Tied for 32nd Warmest

69th Wettest

WINTER 2020-21 SUMMARY SO FAR

	Average Temperature	Total Precipitation	Total Snowfall	Highs of 32 or colder
December 2020	34.7	1.63	2.5	3
Normal December	31.6	3.17	6.9	1
2020 Difference From Normal	+3.1	-1.54	-4.4	+2

December 2020 Ranks:

Tied for 46th Warmest

30th Driest

Tied for 57th Least Snowiest

Miscellaneous Information for Indianapolis in 2020

Date of Final Spring Frost: May 12

Date of Final Measurable Spring Snow: March 14 (1.2")

Date of First Fall Frost: October 5

Date of First Measurable Fall Snow: December 16 (1.8")

Hottest High Temperature: 94 (July 5 and July 8)

Coldest Low Temperature: 2 (February 14)

Coldest High Temperature: 15 (December 25)

Warmest Low Temperature: 73 (July 4, July 6, July 10 and July 27)

Heaviest Daily Rainfall: 1.87" (January 10)

Heaviest Daily Snowfall: 1.8" (December 16)

Wettest 7 day period: 4.37" (May 17-23)

Most Consecutive days with temperatures below freezing: 3 (January 19-21)

Most Consecutive days with highs of 90 or hotter: 7 (July 3-9)

Most Consecutive days with measurable precipitation: 5 (April 29-May 3 and July 30-August 3)

Most Consecutive days with no measureable precipitation: 16 (June 5-20)

Records Tied/Broken at Indianapolis

Date	Record Type	New Record Amount	Old Record Amount	Old Record Year
January 10	Precipitation	1.87"	1.29"	1924
January 11	Precipitation	1.52"	1.16"	2005
February 2	Max Temperature	63°	61°	2016
February 3	Max Temperature	67°	62°	2019
May 9	Min Temperature	27°	29°	1947
May	Min Monthly Temperature	27°	28°	5/10/1966
August 19-October 14	Longest Period with Less than 0.10"	57 days	47 days	6/1-7/17/2012
September	Driest	0.12"	0.24"	1963
November 8	Max Temperature	79°	78°	1999
November 9	Max Temperature	78°	76°	1999
November 10	Max Temperature	77°	75°	1949

Top Weather Stories of 2020

[Early January Heavy Rainfall and Flooding](#)

[March 28 Severe Weather](#)

[April 8 Severe Weather & Mooresville Tornado](#)

[Early May Record Cold](#)

[July 11 Severe Weather](#)

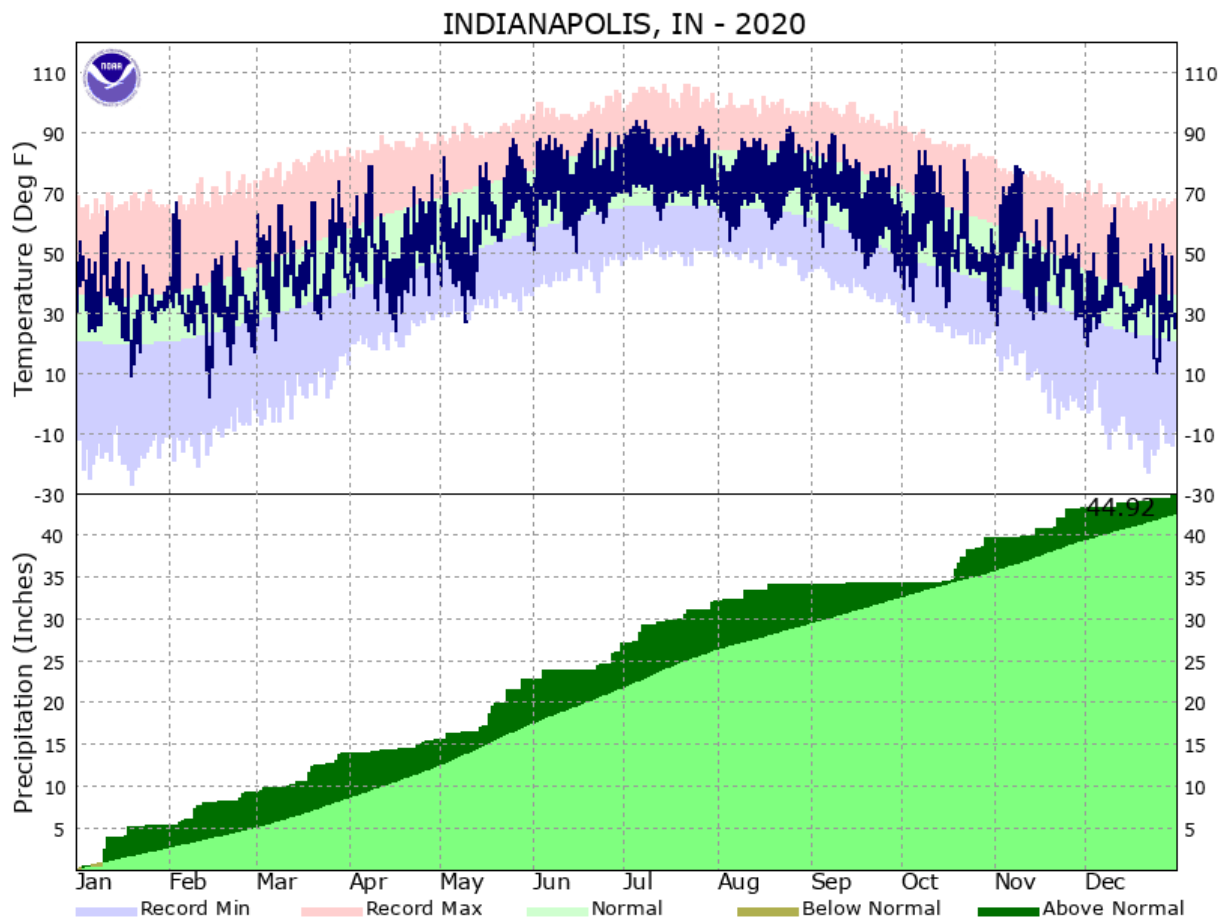
[July 21 Severe Weather](#)

[August 10 Severe Weather & Derecho](#)

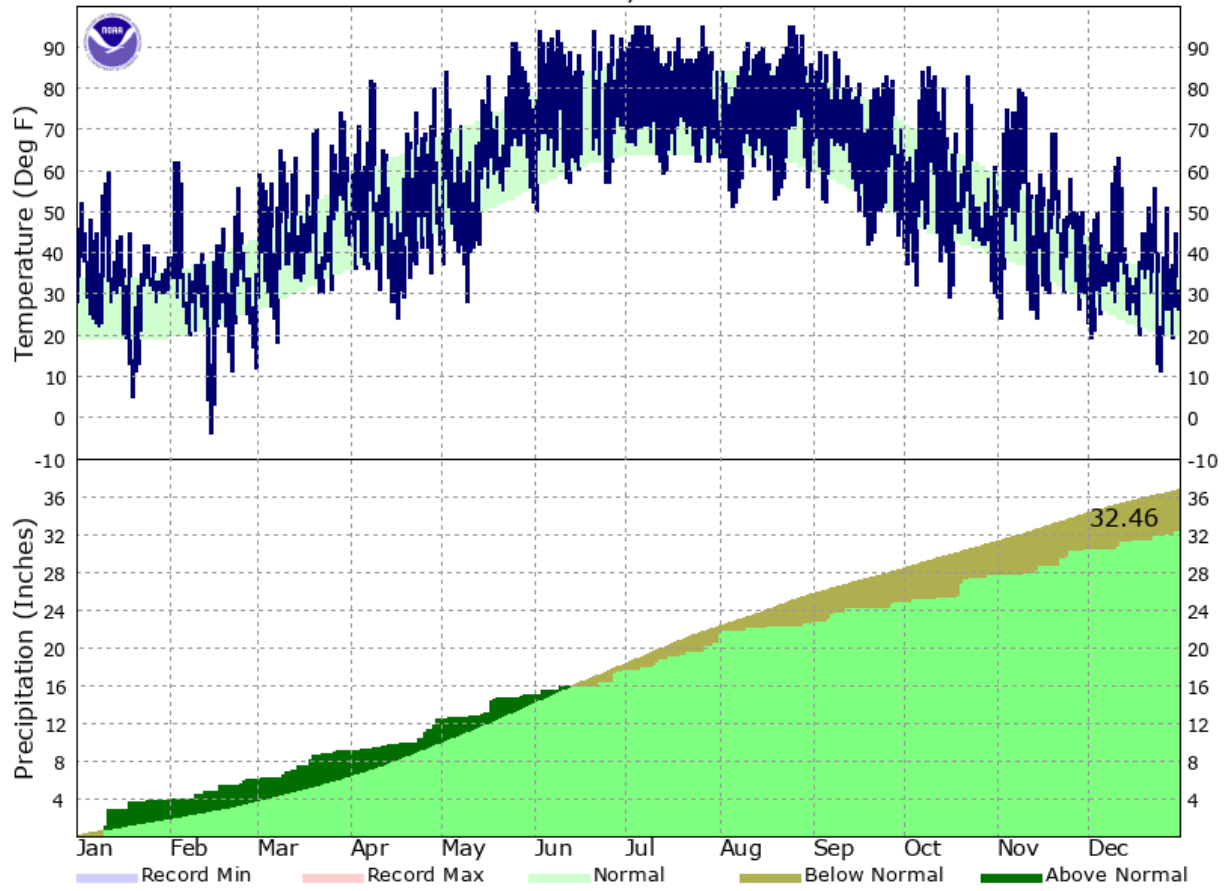
[October 23 Severe Weather](#)

[Early November Record Warmth](#)

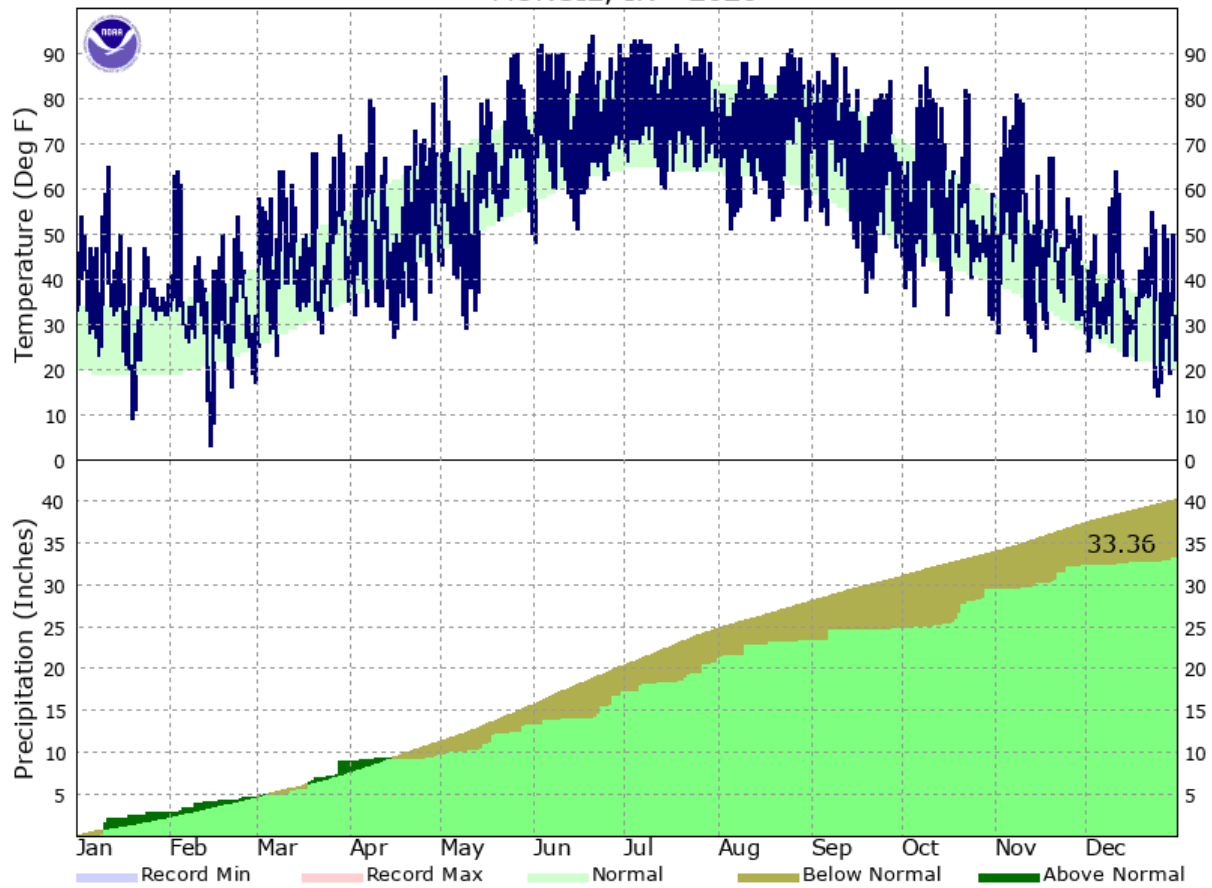
[November 15 Strong Winds](#)



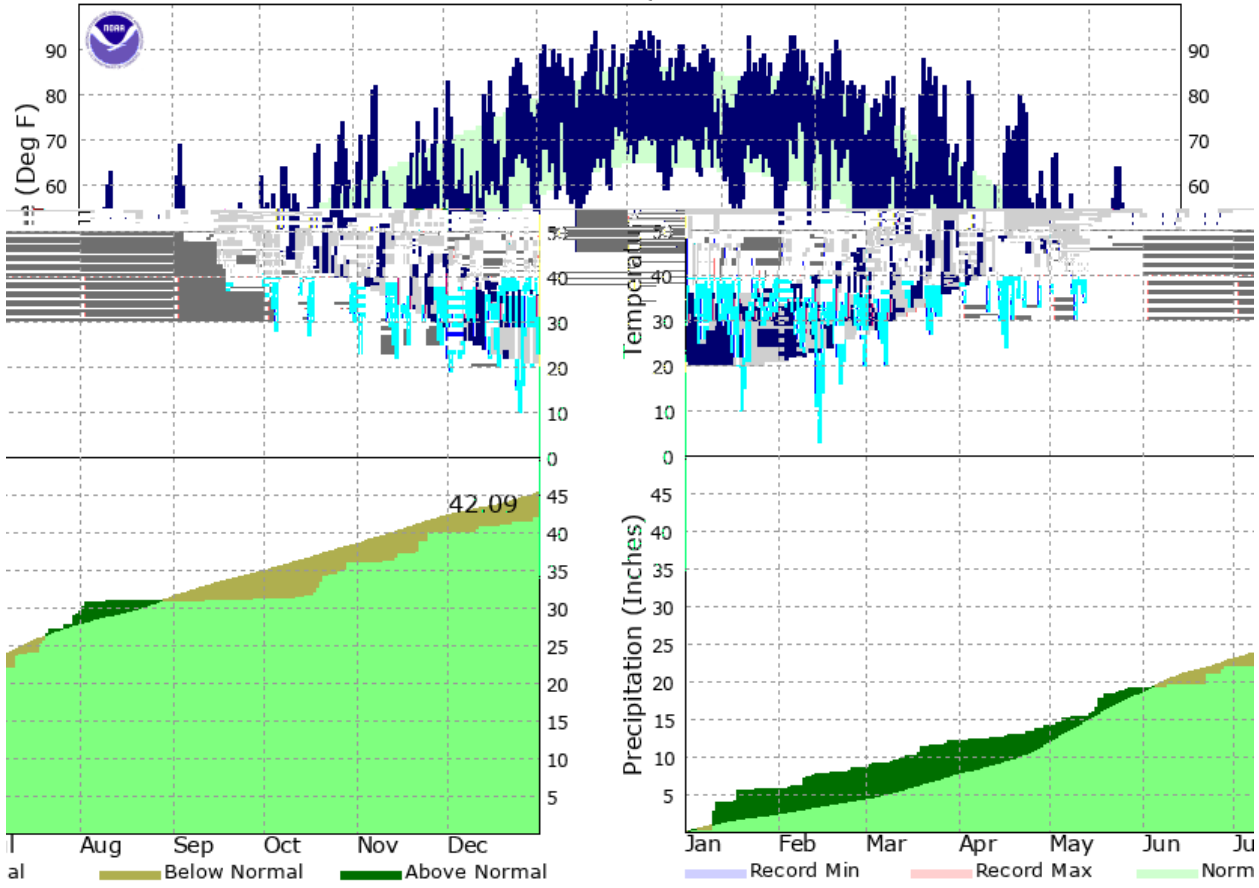
LAFAYETTE, IN - 2020



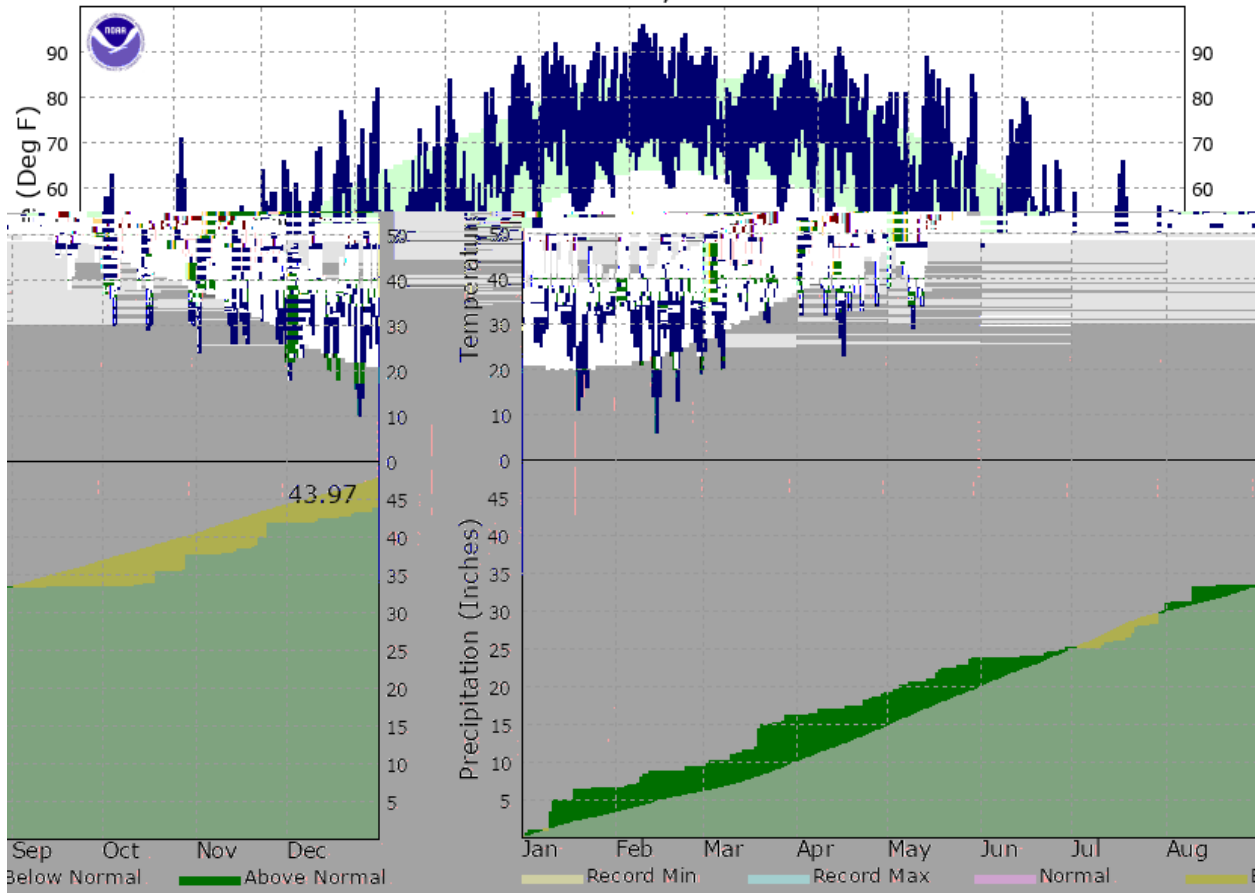
MUNCIE, IN - 2020



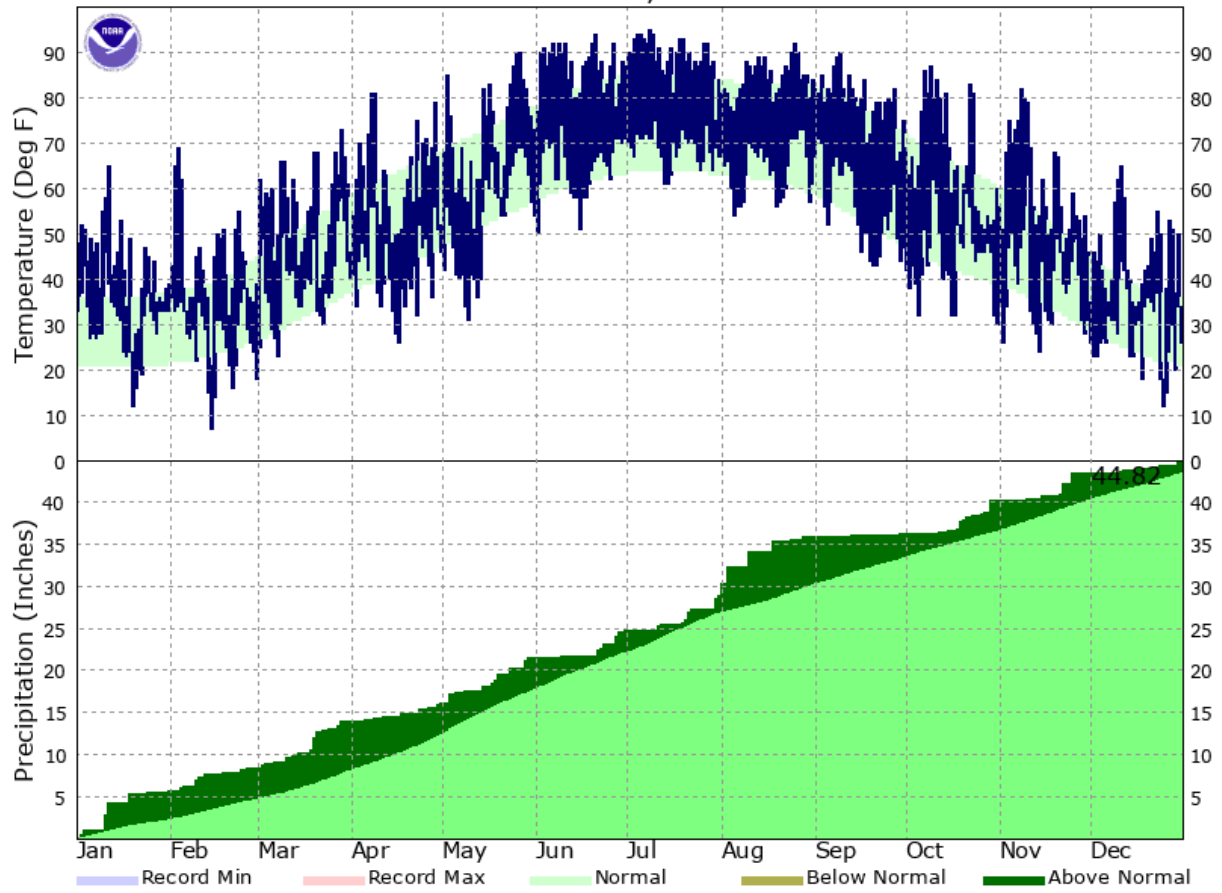
TERRE HAUTE, IN - 2020



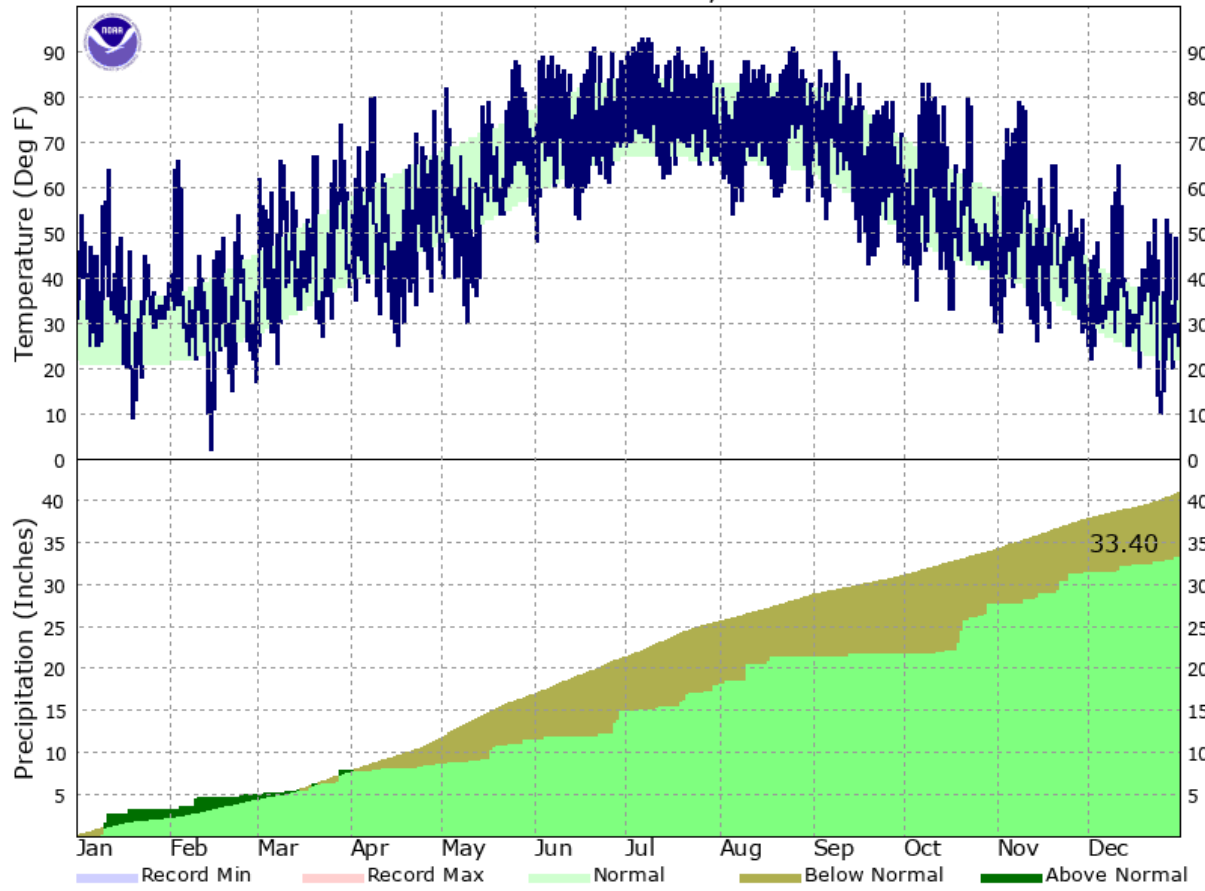
BLOOMINGTON, IN - 2020



SHELBYVILLE, IN - 2020



INDIANAPOLIS ASOS, IN - 2020



Data prepared by the Indianapolis NWS Climate Team