


# Regional Climate Summary

September 2023

Weather Forecast Office  
Midland/Odessa, TX




Issued October 12, 2023 1:07 PM CT

- Rain was still hard to come by in September with only the northern and eastern portions of the Permian Basin receiving meaningful amounts.
- This was a top 5 warmest September on record for many places with most seeing temperatures 4-8°F above normal.
- Midland Intl recorded six more 100 degree days in September bringing what should be the final total for the year to 57 days, which ranks 2<sup>nd</sup> all time behind 65 days set in 2011.
- Midland Intl only recorded 1.01" of precip for the month compared to the normal of 1.66" ending our year to date total at 2.80" leaving KMAF at a bone dry 8.19" below normal for the year.

## Midland Int'l Airport September Statistics:


- Warmest Day: 106°F on the 5<sup>th</sup>
- Coldest Night: 60°F on the 16<sup>th</sup>
- Average Temperature: 81.3°F (Normal: 76.2°F)
- Precipitation Total: 1.01" (Normal: 1.66")
- Snowfall Total: 0"
- Highest Wind Gust: 47 mph on the 11<sup>th</sup>



Anvil with Mammatus - NWS Midland



Downburst Near Westbrook - Joe Ponce



Rainbow Near Alpine - Bill Seaman

September Rankings
<b>Carlsbad</b> 📍: 3 <sup>rd</sup> Warmest 🌧️: Outside Top 25
<b>Fort Stockton</b> 📍: Record Warmest 🌧️: T-25 <sup>th</sup> Driest
<b>Midland</b> 📍: 3 <sup>rd</sup> Warmest 🌧️: Outside Top 25
<b>Big Lake</b> 📍: Record Warmest 🌧️: Outside Top 25
<b>Snyder</b> 📍: 3 <sup>rd</sup> Warmest 🌧️: Outside Top 25
<b>Van Horn</b> 📍: 2 <sup>nd</sup> Warmest 🌧️: 17 <sup>th</sup> Driest
<b>Wink</b> 📍: 2 <sup>nd</sup> Warmest 🌧️: 22 <sup>nd</sup> Driest

