



**NOAA TECHNICAL MEMORANDUM
NWS WR-250**

**NORTHWEST OREGON
DAILY EXTREMES AND NORMALS**

**Clinton C. D. Rockey
National Weather Service Forecast Office
Portland, Oregon**

October 1997

**U.S. DEPARTMENT
OF COMMERCE**

National Oceanic and
Atmospheric Administration

National Weather
Service



NOAA TECHNICAL MEMORANDA
National Weather Service, Western Region Subseries

The National Weather Service (NWS) Western Region (WR) Subseries provides an informal medium for the documentation and quick dissemination of results not appropriate, or not yet ready, for formal publication. The series is used to report on work in progress, to describe technical procedures and practices, or to relate progress to a limited audience. These Technical Memoranda will report on investigations devoted primarily to regional and local problems of interest mainly to personnel, and hence will not be widely distributed.

Papers 1 to 25 are in the former series, ESSA Technical Memoranda, Western Region Technical Memoranda (WRTM); papers 24 to 59 are in the former series, ESSA Technical Memoranda, Weather Bureau Technical Memoranda (WBTM). Beginning with 60, the papers are part of the series, NOAA Technical Memoranda NWS. Out-of-print memoranda are not listed.

Papers 2 to 22, except for 5 (revised edition), are available from the National Weather Service Western Region, Scientific Services Division, 125 South State Street - Rm 1210, Salt Lake City, Utah 84138-1102. Paper 5 (revised edition), and all others beginning with 25 are available from the National Technical Information Service, U.S. Department of Commerce, Sills Building, 5285 Port Royal Road, Springfield, Virginia 22161. Prices vary for all paper copies; microfiche are \$3.50. Order by accession number shown in parentheses at end of each entry.


ESSA Technical Memoranda (WRTM)

- 2 Climatological Precipitation Probabilities. Compiled by Lucianne Miller, December 1965.
- 3 Western Region Pre- and Post-FP-3 Program, December 1, 1965, to February 20, 1966. Edward D. Diemer, March 1966.
- 5 Station Descriptions of Local Effects on Synoptic Weather Patterns. Philip Williams, Jr., April 1966 (Revised November 1967, October 1969). (PB-17800)
- 8 Interpreting the RAREP. Herbert P. Benner, May 1966 (Revised January 1967).
- 11 Some Electrical Processes in the Atmosphere. J. Latham, June 1966.
- 17 A Digitalized Summary of Radar Echoes within 100 Miles of Sacramento, California. J. A. Youngberg and L. B. Overaas, December 1966.
- 21 An Objective Aid for Forecasting the End of East Winds in the Columbia Gorge, July through October. D. John Copararis, April 1967.
- 22 Derivation of Radar Horizons in Mountainous Terrain. Roger G. Pappas, April 1967.

ESSA Technical Memoranda, Weather Bureau Technical Memoranda (WBTM)

- 25 Verification of Operation Probability of Precipitation Forecasts, April 1966-March 1967. W. W. Dickey, October 1967. (PB-176240)
- 26 A Study of Winds in the Lake Mead Recreation Area. R. P. Augulis, January 1968. (PB-177830)
- 28 Weather Extremes. R. J. Schmidli, April 1968 (Revised March 1986). (PB86 177672/AS). (Revised October 1991 - PB92-115062/AS)
- 29 Small-Scale Analysis and Prediction. Philip Williams, Jr., May 1968. (PB178425)
- 30 Numerical Weather Prediction and Synoptic Meteorology. CPT Thomas D. Murphy, USAF, May 1968. (AD 673365)
- 31 Precipitation Detection Probabilities by Salt Lake ARTC Radars. Robert K. Belesky, July 1968. (PB 179084)
- 32 Probability Forecasting--A Problem Analysis with Reference to the Portland Fire Weather District. Harold S. Ayer, July 1968. (PB 179289)
- 36 Temperature Trends in Sacramento--Another Heat Island. Anthony D. Lentini, February 1969. (PB 183055)
- 37 Disposal of Logging Residues Without Damage to Air Quality. Owen P. Cramer, March 1969. (PB 183057)
- 39 Upper-Air Lows Over Northwestern United States. A.L. Jacobson, April 1969. PB 184296)
- 40 The Man-Machine Mix in Applied Weather Forecasting in the 1970s. L.W. Snellman, August 1969. (PB 185068)
- 43 Forecasting Maximum Temperatures at Helena, Montana. David E. Olsen, October 1969. (PB 185762)
- 44 Estimated Return Periods for Short-Duration Precipitation in Arizona. Paul C. Kangieser, October 1969 (PB 187763)
- 46 Applications of the Net Radiometer to Short-Range Fog and Stratus Forecasting at Eugene, Oregon. L. Yee and E. Bates, December 1969. (PB 190476)
- 47 Statistical Analysis as a Flood Routing Tool. Robert J.C. Burnash, December 1969. (PB 188744)
- 48 Tsunami. Richard P. Augulis, February 1970. (PB 190157)
- 49 Predicting Precipitation Type. Robert J.C. Burnash and Floyd E. Hug, March 1970. (PB 190962)
- 50 Statistical Report on Aeroallergens (Pollens and Molds) Fort Huachuca, Arizona, 1969. Wayne S. Johnson, April 1970. (PB 191743)
- 51 Western Region Sea State and Surf Forecaster's Manual. Gordon C. Shields and Gerald B. Burdwell, July 1970. (PB 193102)
- 52 Sacramento Weather Radar Climatology. R.G. Pappas and C. M. Veliquette, July 1970. (PB 193347)
- 54 A Refinement of the Vorticity Field to Delineate Areas of Significant Precipitation. Barry B. Aronovitch, August 1970.
- 55 Application of the SSARR Model to a Basin without Discharge Record. Vail Schermerhorn and Donal W. Kuehl, August 1970. (PB 194394)
- 56 Areal Coverage of Precipitation in Northwestern Utah. Philip Williams, Jr., and Werner J. Heck, September 1970. (PB 194389)
- 57 Preliminary Report on Agricultural Field Burning vs. Atmospheric Visibility in the Willamette Valley of Oregon. Earl M. Bates and David O. Chilcote, September 1970. (PB 194710)
- 58 Air Pollution by Jet Aircraft at Seattle-Tacoma Airport. Wallace R. Donaldson, October 1970. (COM 71 00017)
- 59 Application of PE Model Forecast Parameters to Local-Area Forecasting. Leonard W. Snellman, October 1970. (COM 71 00016)
- 60 An Aid for Forecasting the Minimum Temperature at Medford, Oregon, Arthur W. Fritz, October 1970. (COM 71 00120)
- 63 700-mb Warm Air Advection as a Forecasting Tool for Montana and Northern Idaho. Norris E. Woerner, February 1971. (COM 71 00349)
- 64 Wind and Weather Regimes at Great Falls, Montana. Warren B. Price, March 1971.
- 65 Climate of Sacramento, California. Richard Honton and Tony Martini (Retired), August 1966. (Fifth Revision) (PB89 207781/AS)
- 66 A Preliminary Report on Correlation of ARTCC Radar Echoes and Precipitation. Wilbur K. Hall, June 1971. (COM 71 00829)
- 69 National Weather Service Support to Soaring Activities. Ellis Burton, August 1971. (COM 71 00956)
- 71 Western Region Synoptic Analysis-Problems and Methods. Philip Williams, Jr., February 1972. (COM 72 10433)
- 74 Thunderstorms and Hail Days Probabilities in Nevada. Clarence M. Sakamoto, April 1972. (COM 72 10554)

- 75 A Study of the Low Level Jet Stream of the San Joaquin Valley. Ronald A. Willis and Philip Williams, Jr., May 1972. (COM 72 10707)
- 76 Monthly Climatological Charts of the Behavior of Fog and Low Stratus at Los Angeles International Airport. Donald M. Gales, July 1972. (COM 72 11140)
- 77 A Study of Radar Echo Distribution in Arizona During July and August. John E. Hales, Jr., July 1972. (COM 72 11136)
- 78 Forecasting Precipitation at Bakersfield, California, Using Pressure Gradient Vectors. Earl T. Riddiough, July 1972. (COM 72 11146)
- 79 Climate of Stockton, California. Robert C. Nelson, July 1972. (COM 72 10920)
- 80 Estimation of Number of Days Above or Below Selected Temperatures. Clarence M. Sakamoto, October 1972. (COM 72 10021)
- 81 An Aid for Forecasting Summer Maximum Temperatures at Seattle, Washington. John S. Johnson, November 1972. (COM 73 10150)
- 82 Flash Flood Forecasting and Warning Program in the Western Region. Philip Williams, Jr., Chester L. Glenn, and Roland L. Raelz, December 1972, (Revised March 1978). (COM 73 10251)
- 83 A Comparison of Manual and Semiautomatic Methods of Digitizing Analog Wind Records. Glenn E. Rasch, March 1973. (COM 73 10669)
- 86 Conditional Probabilities for Sequences of Wet Days at Phoenix, Arizona. Paul C. Kangieser, June 1973. (COM 73 11264)
- 87 A Refinement of the Use of K-Values in Forecasting Thunderstorms in Washington and Oregon. Robert Y.G. Lee, June 1973. (COM 73 11276)
- 89 Objective Forecast Precipitation Over the Western Region of the United States. Julia N. Paegle and Larry P. Kierulff, September 1973. (COM 73 11946/3AS)
- 91 Arizona "Eddy" Tornadoes. Robert S. Ingram, October 1973. (COM 73 10465)
- 92 Smoke Management in the Willamette Valley. Earl M. Bates, May 1974. (COM 74 11277/AS)
- 93 An Operational Evaluation of 500-mb Type Regression Equations. Alexander E. MacDonald, June 1974. (COM 74 11407/AS)
- 94 Conditional Probability of Visibility Less than One-Half Mile in Radiation Fog at Fresno, California. John D. Thomas, August 1974. (COM 74 11555/AS)
- 95 Climate of Flagstaff, Arizona. Paul W. Sorenson, and updated by Reginald W. Preston, January 1987. (PB87 143160/AS)
- 96 Map type Precipitation Probabilities for the Western Region. Glenn E. Rasch and Alexander E. MacDonald, February 1975. (COM 75 10428/AS)
- 97 Eastern Pacific Cut-Off Low of April 21-28, 1974. William J. Alder and George R. Miller, January 1976. (PB 250 711/AS)
- 98 Study on a Significant Precipitation Episode in Western United States. Ira S. Brenner, April 1976. (COM 75 10719/AS)
- 99 A Study of Flash Flood Susceptibility-A Basin in Southern Arizona. Gerald Williams, August 1975. (COM 75 11360/AS)
- 102 A Set of Rules for Forecasting Temperatures in Napa and Sonoma Counties. Wesley L. Tuft, October 1975. (PB 246 902/AS)
- 103 Application of the National Weather Service Flash-Flood Program in the Western Region. Gerald Williams, January 1976. (PB 253 053/AS)
- 104 Objective Aids for Forecasting Minimum Temperatures at Reno, Nevada, During the Summer Months. Christopher D. Hill, January 1976. (PB 252 866/AS)
- 105 Forecasting the Mono Wind. Charles P. Ruscha, Jr., February 1976. (PB 254 650)
- 106 Use of MOS Forecast Parameters in Temperature Forecasting. John C. Plankinton, Jr., March 1976. (PB 254 649)
- 107 Map Types as Aids in Using MOS PoPs in Western United States. Ira S. Brenner, August 1976. (PB 259 594)
- 108 Other Kinds of Wind Shear. Christopher D. Hill, August 1976. (PB 260 437/AS)
- 109 Forecasting North Winds in the Upper Sacramento Valley and Adjoining Forests. Christopher E. Fontana, September 1976. (PB 273 677/AS)
- 110 Cool Inflow as a Weakening Influence on Eastern Pacific Tropical Cyclones. William S. Johnson, November 1976. (PB 264 655/AS)
- 112 The MAN/MOS Program. Alexander E. MacDonald, February 1977. (PB 265 941/AS)
- 113 Winter Season Minimum Temperature Formula for Bakersfield, California, Using Multiple Regression. Michael J. Oard, February 1977. (PB 273 694/AS)
- 114 Tropical Cyclone Kathleen. James R. Fors, February 1977. (PB 273 678/AS)
- 116 A Study of Wind Gusts on Lake Mead. Bradley Colman, April 1977. (PB 268 847)
- 117 The Relative Frequency of Cumulonimbus Clouds at the Nevada Test Site as a Function of K-Value. R.F. Quiring, April 1977. (PB 272 831)
- 118 Moisture Distribution Modification by Upward Vertical Motion. Ira S. Brenner, April 1977. (PB 268 740)
- 119 Relative Frequency of Occurrence of Warm Season Echo Activity as a Function of Stability Indices Computed from the Yucca Flat, Nevada, Rawlinsonde. Darryl Randerson, June 1977. (PB 271 290/AS)
- 121 Climatological Prediction of Cumulonimbus Clouds in the Vicinity of the Yucca Flat Weather Station. R.F. Quiring, June 1977 (PB 271 704/AS)
- 122 A Method for Transforming Temperature Distribution to Normality. Morns S. Webb, Jr., June 1977. (PB 271 742/AS)
- 124 Statistical Guidance for Prediction of Eastern North Pacific Tropical Cyclone Motion - Part I. Charles J. Neumann and Preston W. Leftwich, August 1977 (PB 272 661)
- 125 Statistical Guidance on the Prediction of Eastern North Pacific Tropical Cyclone Motion - Part II. Preston W. Leftwich and Charles J. Neumann, August 1977 (PB 273 155/AS)
- 126 Climate of San Francisco. E. Jan Null, February 1978 (Revised by George T. Pericht, April 1988 and January 1995). (PB88 208624/AS)
- 127 Development of a Probability Equation for Winter-Type Precipitation Patterns in Great Falls, Montana. Kenneth B. Mielke, February 1978. (PB 281 387/AS)
- 128 Hand Calculator Program to Compute Parcel Thermal Dynamics. Dan Gudge, April 1978. (PB 283 080/AS)
- 129 Fire whirls. David W. Goens, May 1978. (PB 283 866/AS)
- 130 Flash-Flood Procedure. Ralph C. Hatch and Gerald Williams, May 1978. (PB 286 014/AS)
- 131 Automated Fire-Weather Forecasts. Mark A. Mollner and David E. Olsen, September 1978. (PB 289 916/AS)
- 132 Estimates of the Effects of Terrain Blocking on the Los Angeles WSR-74C Weather Radar. R.G. Pappas, R.Y. Lee, B.V. Finke, October 1978. (PB 289767/AS)
- 133 Spectral Techniques in Ocean Wave Forecasting. John A. Jannuzzi, October 1978. (PB291317/AS)
- 134 Solar Radiation. John A. Jannuzzi, November 1978. (PB291195/AS)
- 135 Application of a Spectrum Analyzer in Forecasting Ocean Swell in Southern California Coastal Waters. Lawrence P. Kierulff, January 1979. (PB292716/AS)
- 136 Basic Hydrologic Principles. Thomas L. Dietrich, January 1979. (PB292247/AS)
- 137 LFM 24-Hour Prediction of Eastern Pacific Cyclones Refined by Satellite Images. John F. Zimmerman and Charles P. Ruscha, Jr., January 1979. (PB294324/AS)
- 138 A Simple Analysis/Diagnosis System for Real Time Evaluation of Vertical Motion. Scott Heflick and James R. Fors, February 1979. (PB294216/AS)
- 139 Aids for Forecasting Minimum Temperature in the Wenatchee Frost District. Robert J. Johnson, April 1979. (PB298339/AS)
- 140 Influence of Cloudiness on Summertime Temperatures in the Eastern Washington Fire Weather district. James Holcomb, April 1979. (PB298674/AS)
- 141 Comparison of LFM and MFM Precipitation Guidance for Nevada During Doreen. Christopher Hill, April 1979. (PB298613/AS)
- 142 The Usefulness of Data from Mountaintop Fire Lookout Stations in Determining Atmospheric Stability. Jonathan W. Corey, April 1979. (PB298899/AS)
- 143 The Depth of the Marine Layer at San Diego as Related to Subsequent Cool Season Precipitation Episodes in Arizona. Ira S. Brenner, May 1979. (PB298817/AS)



**NOAA TECHNICAL MEMORANDUM
NWS WR-250**

**NORTHWEST OREGON
DAILY EXTREMES AND NORMALS**

**Clinton C. D. Rockey
National Weather Service Forecast Office
Portland, Oregon**

October 1997

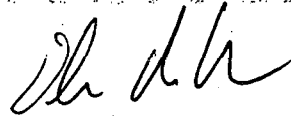
UNITED STATES
DEPARTMENT OF COMMERCE
William M. Daley, Secretary

National Oceanic and
Atmospheric Administration
D. James Baker, Under
Secretary and Administrator

National Weather Service
Robert W. Winokur, Acting Assistant
Administrator for Weather Services



**This publication has been reviewed
and is approved for publication by
Scientific Services Division,
Western Region**



**Delain A. Edman, Chief
Scientific Services Division
Salt Lake City, Utah**

TABLE OF CONTENTS

Introduction	1
Updates	2
Climate Sources	2
High Temperatures Records	3
Low Temperatures Records	16
Greatest Calendar Day Precipitation Records	29
Climatic Normals and Extremes	42
Normals, Means, and Extremes	
Astoria, Oregon	47
Eugene, Oregon	48
Portland, Oregon	49
Salem, Oregon	50

Northwest Oregon Daily Extremes

Modernization of the National Weather Service (NWS), which began in the late 1980s, is nearing its completion. Improved technology, forecasting skills and the installation of new radar and satellite systems have given weather forecasters more ability to make more accurate forecasts.

During the modernization process, the forecast areas over which Portland was responsible shrank. Prior to 1996, the NWS office in Portland was solely responsible for making forecasts and issuing warnings for all of Oregon. This forecast area, called the county warning,

is bounded by the Cascades on the east and the Pacific Ocean on the west, extending from southwestern Washington to Lane county in west central Oregon (figure 1). Pendleton and Medford NWS offices are responsible for other parts of Oregon and neighboring states. This smaller forecast area gives the forecasters more time to analyze the weather patterns and make better forecasts than ever before.

With smaller CWAs, forecasters need to know and understand small local effects that can make a good forecast turn bad. This booklet highlights the record maximum and minimum temperatures and the greatest calendar day (midnight to midnight) for several locations in Northwest Oregon. 1961-1990 climatic normals are also included for quick reference. Locations were mostly the former NWS offices, but others were selected to provide a rounded image of the Northwest Oregon climate.

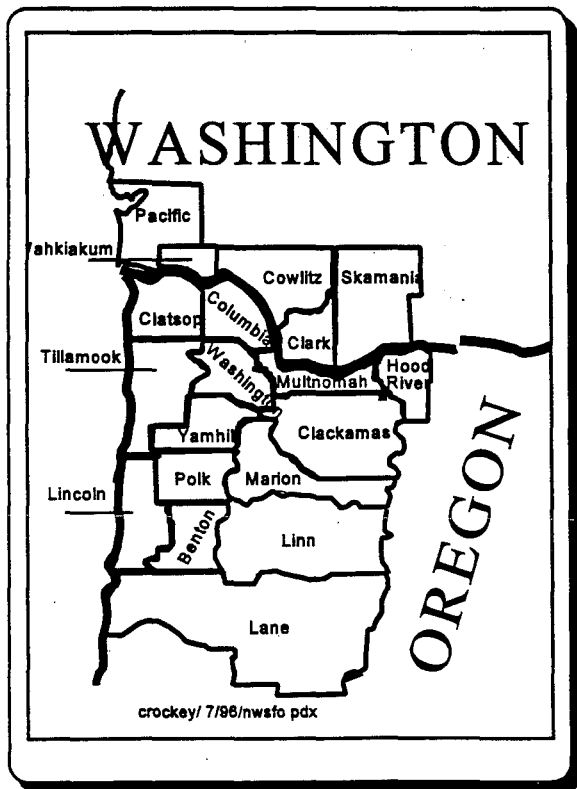


Figure 1. Portland county warning area

Period of Record for Data:

North and Central Coast

Astoria	Dec 1953 - Aug 1997
Newport	Jan 1931 - Jan 1997
Florence	May 1971 - Jan 1997

Willamette Valley

Portland	Oct 1941 - Aug 1997
McMinnville	Jan 1928 - Aug 1997
Salem	Feb 1892 - Aug 1997
Corvallis	Jan 1890 - Aug 1997
Eugene	Jan 1931 - Aug 1997

Western Columbia River Gorge

Bonneville	July 1948 - Jan 1997
------------	----------------------

UPDATES

For updates to the daily extremes, refer to the latest climate data published by contacting the NWS office in Portland.

National Weather Service
5241 NE 122nd Ave
Portland, OR 97230-1089

For the following areas, call:

Astoria: (503) 861-2722
Salem: (503) 363-4131
Eugene: (541) 688-9041
Vancouver: (360) 694-6136
Portland and all other areas:
(503) 261-9246

Another source for updates is our extensive climate section on the the NWS Portland Internet site located at:

<http://nimbo.wrh.noaa.gov/Portland>

CLIMATE SOURCES

More detailed climate inquiries should be directed to one of the following sources:

Oregon Climatic Data Services


c/o George Taylor
Oregon State University
Corvallis, OR 97331
(541) 737-5705
(541) 735-5710 FAX LINE
<http://www.ocs.orst.edu/>

Western Region Climatic Data Center

Desert Research Institute
P. O. Box 60220
Reno, NV 89506-0220
(702) 677-3106
(702) 677-3243 FAX LINE
<http://wrcc.sage.dri.edu/>

National Climatic Data Center

Federal Building
151 Patton Avenue
Asheville, NC 28801-5001
(704) 271-4800 8am-4pm EST
(704) 271-4876 FAX LINE
<http://www.ncdc.noaa.gov/>



High Temperatures Records

This page left intentionally blank.

JAN	Astoria		Newport		Florence		Portland		McMinnville		Salem		Corvallis		Eugene		Bonneville	
1	60	1981	60	1981	58	1981	60	1981	59	1997	62	1918	59	1997	61	1940	58	1997
2	61	1981	60	1981	56	1981	58	1996	60	1954	58	1953	58	1994	57	1996	55	1981
3	59	1984	60	1958	58	1984	60	1989	59	1997	63	1984	58	1902	60	1994	58	1996
4	59	1984	63	1984	61	1984	59	1984	59	1984	65	1984	60	1984	63	1969	55	1989
5	56	1981	57	1981	59	1984	58	1954	58	1954	64	1914	64	1914	62	1969	58	1983
6	58	1996	62	1984	60	1984	57	1956	56	1962	60	1928	60	1914	62	1969	58	1990
7	67	1986	64	1986	58	1986	62	1945	57	1961	68	1896	60	1945	60	1962	59	1990
8	56	1981	64	1986	58	1996	57	1990	58	1953	59	1945	60	1962	62	1933	59	1990
9	56	1961	60	1942	60	1990	61	1990	59	1953	61	1990	60	1996	63	1990	63	1990
10	61	1986	60	1941	58	1990	57	1945	58	1945	60	1895	61	1895	58	1945	64	1990
11	58	1956	64	1983	61	1983	57	1953	67	1958	59	1895	59	1928	59	1931	54	1976
12	61	1986	64	1981	62	1986	62	1991	69	1928	60	1991	58	1900	59	1983	58	1953
13	58	1981	63	1968	60	1996	61	1991	58	1958	61	1991	59	1991	62	1968	59	1953
14	59	1981	63	1965	59	1974	60	1974	62	1958	58	1974	59	1991	60	1974	59	1970
15	61	1965	64	1965	59	1974	62	1958	65	1958	62	1958	58	1974	64	1958	58	1996
16	57	1958	64	1985	65	1985	60	1971	64	1958	60	1944	60	1958	62	1938	60	1974
17	60	1986	66	1991	63	1985	59	1975	61	1975	61	1975	61	1900	67	1975	61	1971
18	61	1986	69	1981	64	1981	63	1986	62	1975	68	1899	61	1975	66	1986	58	1975
19	63	1961	66	1977	64	1981	60	1971	60	1958	59	1970	62	1986	61	1934	59	1953
20	65	1961	67	1961	63	1981	56	1961	58	1968	62	1968	60	1968	64	1968	56	1972
21	61	1981	68	1981	62	1981	59	1970	58	1968	67	1899	61	1968	58	1970	56	1972
22	62	1981	66	1981	59	1981	61	1970	58	1958	60	1970	62	1931	69	1931	55	1968
23	60	1968	67	1968	56	1995	60	1953	61	1970	64	1931	59	1970	60	1942	55	1992
24	57	1983	59	1977	59	1981	61	1984	64	1958	64	1935	61	1935	65	1935	60	1982
25	60	1986	61	1988	62	1993	59	1993	60	1993	63	1993	61	1935	64	1935	57	1992
26	63	1983	61	1977	61	1977	58	1971	57	1986	62	1924	61	1993	64	1935	55	1951
27	60	1988	62	1940	63	1977	56	1984	60	1958	59	1984	64	1931	69	1931	55	1971
28	59	1988	68	1931	58	1995	59	1992	69	1931	63	1931	64	1931	63	1976	56	1976
29	63	1960	66	1962	61	1992	62	1984	64	1958	63	1992	59	1940	64	1992	58	1976
30	63	1962	66	1962	65	1987	62	1995	61	1940	64	1971	64	1940	65	1995	57	1962
31	63	1976	65	1982	59	1993	61	1995	61	1976	62	1995	64	1971	66	1934	60	1995

MARCH	Astoria		Newport		Florence		Portland		McMinnville		Salem		Corvallis		Eugene		Bonneville	
1	63	1981	63	1996	65	1996	67	1981	66	1990	70	1905	72	1905	66	1994	65	1988
2	70	1986	70	1986	70	1986	67	1986	68	1968	69	1921	73	1905	64	1938	65	1986
3	67	1965	68	1965	63	1986	67	1994	66	1931	68	1905	68	1928	63	1992	65	1968
4	66	1965	71	1965	66	1986	69	1987	68	1986	66	1986	65	1994	66	1968	63	1968
5	67	1965	68	1965	71	1984	66	1984	68	1984	68	1965	65	1986	70	1986	66	1986
6	66	1965	63	1941	65	1993	70	1965	69	1965	69	1979	66	1905	69	1979	64	1986
7	64	1982	68	1937	67	1996	69	1941	70	1965	71	1905	73	1905	69	1941	64	1953
8	68	1953	70	1953	68	1996	72	1953	70	1965	75	1953	76	1905	74	1953	65	1984
9	68	1979	75	1934	66	1996	67	1995	70	1981	77	1905	77	1905	72	1946	66	1953
10	72	1965	76	1934	66	1979	72	1965	72	1965	75	1905	74	1892	69	1934	66	1984
11	68	1965	67	1938	64	1993	69	1965	72	1965	72	1938	72	1934	71	1938	67	1965
12	67	1994	74	1994	74	1994	70	1994	76	1930	72	1937	72	1934	72	1934	65	1965
13	73	1979	69	1994	64	1994	71	1979	74	1979	74	1979	74	1900	72	1934	69	1992
14	65	1994	77	1947	70	1994	74	1947	73	1947	79	1926	78	1926	70	1940	69	1992
15	61	1990	70	1947	67	1990	77	1947	76	1947	80	1947	78	1947	73	1974	69	1994
16	65	1990	68	1959	69	1988	80	1947	78	1947	75	1947	79	1947	73	1947	69	1990
17	67	1956	70	1939	69	1988	76	1947	77	1947	77	1947	78	1947	77	1978	71	1972
18	70	1996	69	1978	69	1996	71	1988	72	1978	74	1939	77	1947	74	1939	73	1972
19	68	1960	71	1986	74	1986	73	1960	75	1928	72	1978	75	1939	75	1978	69	1978
20	68	1968	73	1968	72	1992	71	1960	72	1978	75	1915	76	1915	70	1978	70	1988
21	66	1992	66	1968	68	1990	70	1978	71	1939	76	1915	75	1915	72	1934	74	1960
22	61	1978	61	1992	65	1992	73	1979	74	1939	75	1915	75	1939	72	1939	71	1978
23	67	1979	73	1934	62	1992	73	1982	74	1979	71	1941	73	1915	74	1940	68	1979
24	65	1960	69	1969	70	1990	72	1960	74	1979	70	1978	69	1979	69	1974	71	1979
25	68	1969	72	1969	69	1994	74	1966	72	1966	72	1997	71	1930	69	1978	70	1960
26	72	1996	68	1969	70	1994	73	1994	72	1969	74	1994	73	1941	71	1941	71	1960
27	73	1994	73	1994	74	1994	77	1994	76	1994	77	1994	77	1941	75	1969	71	1994
28	70	1964	72	1995	74	1995	76	1994	82	1930	78	1930	82	1930	73	1969	74	1994
29	73	1964	71	1995	75	1995	75	1994	87	1930	80	1923	82	1930	72	1995	74	1994
30	68	1987	72	1987	71	1991	74	1942	73	1964	77	1911	78	1923	77	1995	73	1994
31	72	1987	74	1987	78	1987	71	1987	75	1987	75	1911	77	1911	73	1939	72	1964

APRIL	Astoria		Newport		Florence		Portland		McMinnville		Salem		Corvallis		Eugene		Bonneville	
1	70	1992	77	1944	73	1987	79	1987	80	1987	78	1987	77	1911	76	1987	73	1987
2	63	1987	69	1987	68	1985	79	1992	77	1944	78	1944	78	1987	77	1944	78	1992
3	70	1966	75	1966	74	1990	75	1995	75	1951	75	1966	76	1951	75	1995	79	1992
4	78	1966	74	1966	74	1973	75	1990	77	1990	79	1966	80	1949	80	1949	76	1951
5	68	1960	67	1979	70	1989	77	1977	79	1977	77	1952	82	1930	75	1966	76	1990
6	70	1985	70	1939	67	1996	77	1985	79	1977	78	1906	80	1906	78	1989	78	1977
7	67	1996	74	1938	74	1973	77	1977	74	1996	78	1996	78	1996	80	1934	79	1960
8	72	1959	76	1959	69	1973	72	1985	78	1996	77	1926	79	1996	75	1959	81	1996
9	77	1959	78	1989	83	1989	79	1985	78	1985	81	1926	79	1904	79	1989	74	1996
10	71	1990	69	1973	80	1989	76	1990	77	1988	79	1904	80	1904	77	1936	81	1985
11	69	1980	70	1940	71	1973	77	1951	78	1951	87	1904	86	1904	83	1951	74	1988
12	76	1980	73	1958	70	1980	82	1943	82	1943	84	1951	85	1904	82	1951	74	1988
13	76	1980	82	1947	77	1980	82	1947	84	1947	87	1926	84	1947	79	1947	80	1951
14	71	1981	82	1947	70	1990	84	1947	86	1947	87	1926	86	1926	81	1947	80	1989
15	68	1983	88	1947	73	1983	82	1990	83	1990	82	1947	85	1926	81	1947	78	1990
16	69	1983	78	1939	74	1983	81	1947	79	1947	82	1897	84	1897	76	1954	79	1990
17	81	1983	77	1983	79	1983	78	1983	85	1954	84	1897	83	1939	80	1939	75	1983
18	68	1982	68	1934	71	1992	80	1962	80	1939	81	1939	83	1939	84	1934	73	1989
19	74	1956	71	1950	69	1989	80	1956	81	1956	82	1934	80	1918	85	1934	78	1962
20	83	1956	75	1931	72	1982	84	1956	85	1956	85	1934	88	1906	87	1934	79	1956
21	77	1982	78	1982	76	1982	77	1982	81	1956	80	1918	82	1934	77	1986	80	1956
22	69	1995	65	1931	73	1995	79	1982	82	1931	80	1982	87	1910	81	1982	78	1986
23	71	1995	74	1989	74	1995	79	1995	76	1946	84	1910	86	1910	75	1977	80	1982
24	71	1978	69	1992	73	1992	79	1946	79	1946	84	1910	81	1946	77	1995	82	1977
25	68	1992	68	1992	71	1992	80	1992	81	1941	84	1926	84	1897	80	1992	76	1977
26	83	1987	81	1947	83	1987	86	1947	85	1987	87	1947	88	1947	86	1947	76	1992
27	71	1983	76	1935	71	1976	86	1987	85	1987	91	1926	88	1926	81	1931	79	1987
28	73	1989	72	1989	74	1992	81	1968	86	1931	93	1926	91	1926	83	1968	88	1987
29	78	1989	82	1989	82	1989	87	1957	89	1931	88	1957	88	1926	86	1957	85	1968
30	71	1977	65	1976	72	1981	82	1976	84	1957	83	1900	85	1957	79	1931	85	1957

MAY	Astoria		Newport		Florence		Portland		McMinnville		Salem		Corvallis		Eugene		Bonneville	
1	70	1971	80	1946	67	1989	83	1947	82	1931	85	1947	85	1947	88	1947	79	1981
2	68	1971	65	1944	70	1992	89	1945	84	1946	87	1946	86	1946	87	1946	80	1976
3	81	1992	87	1944	92	1992	89	1992	87	1992	86	1992	84	1944	83	1944	78	1992
4	86	1953	77	1953	86	1992	89	1992	89	1992	86	1990	83	1890	83	1992	82	1970
5	74	1994	72	1949	78	1990	87	1992	90	1992	87	1992	85	1931	86	1953	87	1992
6	80	1987	77	1949	79	1994	91	1987	91	1987	90	1987	84	1953	85	1992	89	1992
7	83	1987	89	1969	78	1987	93	1987	93	1987	94	1987	89	1987	90	1987	89	1987
8	75	1987	75	1987	78	1987	92	1987	94	1987	94	1987	92	1987	93	1987	91	1987
9	70	1960	71	1987	77	1987	86	1987	89	1987	86	1987	92	1987	87	1987	91	1987
10	76	1994	88	1941	75	1988	85	1993	86	1936	87	1994	89	1931	88	1931	86	1987
11	86	1997	74	1941	80	1988	91	1971	90	1931	91	1997	88	1931	88	1931	84	1993
12	86	1959	88	1959	80	1976	87	1973	91	1931	88	1949	91	1949	86	1949	89	1988
13	84	1973	89	1939	77	1975	92	1973	93	1939	94	1939	95	1939	92	1939	86	1972
14	72	1958	67	1970	70	1973	86	1973	92	1939	93	1939	91	1939	92	1939	92	1973
15	76	1976	72	1970	83	1985	86	1970	87	1958	88	1958	89	1895	85	1958	85	1973
16	87	1985	85	1956	82	1985	88	1985	90	1956	90	1922	86	1922	86	1958	88	1970
17	83	1958	79	1969	72	1992	89	1958	94	1956	95	1956	88	1956	87	1956	87	1967
18	79	1961	75	1949	77	1993	86	1963	90	1956	87	1956	92	1956	85	1963	92	1956
19	81	1978	85	1978	83	1978	91	1961	86	1963	88	1963	87	1897	86	1963	85	1956
20	83	1963	72	1934	79	1978	91	1963	90	1963	92	1963	91	1928	91	1963	84	1963
21	81	1969	84	1969	78	1988	87	1988	90	1928	90	1958	92	1963	87	1988	89	1963
22	81	1969	81	1941	75	1983	88	1969	91	1993	89	1969	90	1938	87	1969	89	1963
23	79	1993	91	1947	76	1993	90	1947	91	1938	93	1947	92	1947	91	1947	86	1969
24	84	1993	76	1992	82	1992	93	1992	92	1992	93	1928	93	1928	88	1992	86	1992
25	77	1979	74	1979	79	1979	90	1947	96	1928	90	1947	91	1928	89	1947	91	1992
26	78	1972	76	1964	71	1992	92	1947	89	1936	87	1902	88	1938	87	1950	87	1979
27	78	1983	73	1983	82	1983	90	1944	88	1952	87	1983	87	1897	87	1952	84	1976
28	76	1984	69	1984	82	1983	100	1983	100	1983	100	1983	95	1897	92	1983	89	1983
29	76	1973	77	1993	76	1993	90	1973	99	1983	90	1995	96	1983	89	1931	97	1983
30	78	1986	71	1946	76	1978	91	1986	95	1931	92	1931	93	1931	92	1931	85	1995
31	81	1978	88	1970	85	1975	92	1986	93	1986	94	1922	89	1986	90	1986	91	1956

JUNE	Astoria		Newport		Florence		Portland		McMinnville		Salem		Corvallis		Eugene		Bonneville	
1	90	1970	87	1978	84	1978	94	1970	96	1970	96	1970	92	1913	97	1970	90	1986
2	79	1970	85	1950	77	1996	98	1970	96	1970	95	1970	95	1970	95	1970	91	1979
3	84	1987	72	1950	83	1987	91	1987	92	1969	94	1950	94	1950	93	1950	96	1970
4	89	1989	87	1989	92	1989	90	1978	93	1978	93	1978	90	1969	89	1935	96	1969
5	87	1958	83	1935	80	1977	92	1958	94	1978	95	1978	96	1935	93	1978	90	1989
6	73	1977	76	1938	78	1977	90	1948	95	1931	94	1935	96	1935	93	1938	95	1970
7	77	1955	68	1955	68	1992	93	1948	93	1931	98	1903	98	1903	87	1948	89	1970
8	93	1955	74	1955	70	1992	94	1955	93	1955	98	1955	91	1948	93	1955	86	1955
9	72	1975	73	1975	72	1994	95	1955	94	1955	96	1955	95	1955	88	1955	92	1955
10	73	1986	75	1975	81	1975	90	1982	90	1986	93	1940	94	1955	90	1940	94	1955
11	72	1985	83	1940	77	1975	95	1941	95	1940	98	1940	96	1940	94	1940	87	1975
12	78	1986	70	1946	75	1986	89	1986	89	1986	93	1932	94	1940	89	1974	86	1986
13	76	1983	72	1936	74	1983	96	1986	90	1986	93	1986	91	1916	91	1986	86	1986
14	79	1988	69	1966	71	1990	89	1988	93	1986	92	1961	92	1986	89	1988	91	1986
15	91	1966	91	1966	72	1981	95	1966	96	1961	100	1966	96	1916	96	1966	91	1961
16	87	1958	72	1958	72	1993	95	1958	98	1961	97	1961	98	1966	95	1961	96	1961
17	88	1985	90	1985	89	1985	97	1969	97	1969	100	1969	94	1961	100	1961	100	1961
18	91	1982	69	1976	87	1985	100	1982	98	1982	102	1982	97	1969	97	1982	99	1969
19	71	1973	69	1948	74	1973	95	1982	97	1985	97	1982	97	1982	93	1946	98	1985
20	79	1973	79	1973	80	1973	95	1970	97	1970	97	1970	98	1902	96	1970	90	1982
21	89	1990	88	1990	84	1990	96	1992	97	1992	99	1992	94	1970	96	1992	94	1970
22	89	1992	78	1992	83	1992	100	1992	103	1992	105	1992	97	1992	102	1992	96	1992
23	85	1989	83	1989	92	1989	97	1992	101	1992	99	1992	102	1992	97	1992	102	1992
24	87	1989	82	1989	88	1989	96	1992	98	1992	100	1926	102	1925	95	1940	96	1992
25	78	1987	73	1968	73	1988	95	1987	97	1987	99	1925	101	1925	96	1987	96	1989
26	73	1986	70	1986	74	1973	94	1987	96	1987	97	1987	96	1987	95	1987	96	1987
27	87	1995	79	1995	84	1995	90	1978	91	1951	95	1892	96	1892	92	1951	92	1987
28	90	1995	94	1995	97	1995	95	1951	96	1951	97	1951	95	1951	97	1951	92	1978
29	92	1995	75	1974	96	1995	97	1951	98	1951	99	1951	100	1924	100	1951	89	1951
30	75	1965	82	1942	73	1996	100	1942	99	1942	102	1942	100	1942	96	1951	93	1974

6

01

JULY	Astoria		Newport		Florence		Portland		McMinnville		Salem		Corvallis		Eugene		Bonneville	
1	88	1967	90	1942	78	1985	105	1942	100	1942	101	1967	101	1942	98	1967	94	1995
2	88	1972	91	1972	95	1972	102	1942	101	1942	104	1942	104	1942	98	1942	95	1967
3	89	1972	72	1941	84	1972	99	1970	98	1970	98	1922	99	1922	99	1970	97	1991
4	84	1975	71	1947	75	1983	97	1972	96	1972	95	1958	95	1967	95	1972	98	1970
5	83	1960	71	1960	75	1995	94	1960	97	1960	99	1960	94	1972	97	1960	97	1972
6	83	1953	90	1931	76	1992	97	1960	100	1960	101	1960	97	1960	100	1960	97	1960
7	76	1996	91	1952	74	1992	93	1996	97	1945	100	1945	100	1960	98	1945	100	1960
8	86	1956	74	1956	76	1985	98	1952	100	1956	102	1956	102	1905	96	1956	92	1996
9	80	1985	75	1985	77	1985	96	1985	100	1952	100	1926	100	1926	96	1952	95	1952
10	77	1990	74	1940	76	1985	91	1990	99	1952	107	1926	100	1926	95	1945	95	1985
11	100	1961	100	1961	74	1990	104	1961	101	1961	103	1961	99	1951	103	1961	95	1961
12	79	1961	73	1940	79	1996	102	1961	103	1961	104	1961	102	1961	105	1961	104	1961
13	86	1996	74	1947	76	1996	101	1941	103	1961	103	1941	106	1935	99	1935	103	1961
14	82	1958	76	1958	74	1996	103	1941	103	1941	107	1935	103	1941	102	1941	99	1996
15	86	1979	77	1979	74	1992	103	1941	106	1941	108	1941	102	1941	102	1941	97	1996
16	87	1979	76	1972	84	1992	104	1979	104	1941	103	1979	104	1941	102	1979	97	1970
17	89	1995	79	1972	77	1995	102	1979	102	1979	102	1979	102	1979	101	1979	101	1979
18	88	1956	78	1956	73	1995	104	1944	102	1956	104	1956	100	1979	100	1956	102	1992
19	93	1988	89	1988	88	1988	102	1994	106	1956	106	1956	104	1931	102	1988	101	1956
20	82	1990	81	1972	89	1972	103	1994	105	1946	105	1946	107	1946	105	1946	103	1956
21	92	1980	92	1978	92	1978	101	1994	108	1938	105	1938	104	1938	104	1938	101	1994
22	85	1984	77	1939	83	1978	98	1978	102	1928	102	1978	102	1994	100	1978	99	1990
23	84	1996	74	1975	81	1991	100	1991	105	1928	108	1927	103	1891	99	1991	101	1978
24	80	1984	77	1945	74	1995	100	1984	105	1928	102	1928	102	1928	99	1996	100	1991
25	85	1988	76	1988	81	1988	100	1988	107	1928	102	1988	101	1928	101	1978	99	1984
26	81	1981	71	1974	78	1988	98	1988	104	1939	103	1988	104	1939	101	1988	100	1988
27	90	1958	76	1973	77	1995	102	1958	105	1958	104	1958	101	1988	104	1958	99	1988
28	81	1974	74	1974	79	1974	99	1973	98	1973	99	1960	103	1958	99	1960	100	1958
29	79	1990	71	1987	78	1991	99	1990	100	1931	99	1990	98	1960	96	1990	96	1958
30	92	1959	75	1977	81	1977	107	1965	104	1965	103	1965	99	1898	99	1992	101	1990
31	82	1968	75	1974	89	1993	102	1965	105	1965	104	1965	99	1992	99	1974	102	1992

AUG	Astoria		Newport		Florence		Portland		McMinnville		Salem		Corvallis		Eugene		Bonneville	
1	75	1993	73	1993	79	1993	93	1986	100	1965	97	1986	101	1965	97	1974	101	1965
2	81	1993	78	1939	73	1995	96	1986	102	1931	102	1939	101	1939	99	1939	98	1986
3	87	1993	78	1988	83	1988	99	1952	103	1952	102	1952	98	1939	100	1993	94	1993
4	86	1990	76	1990	75	1994	100	1990	100	1952	102	1932	100	1952	100	1990	99	1952
5	76	1958	78	1940	75	1994	100	1945	99	1945	102	1945	99	1990	98	1945	99	1990
6	88	1972	78	1972	79	1983	102	1972	105	1972	102	1972	102	1902	101	1972	92	1972
7	94	1978	91	1978	85	1978	104	1972	106	1972	104	1981	103	1972	106	1972	102	1972
8	88	1981	76	1978	84	1978	107	1981	105	1981	106	1981	105	1972	104	1978	103	1981
9	96	1981	75	1981	76	1992	105	1981	105	1981	108	1981	104	1981	108	1981	105	1981
10	88	1977	88	1977	91	1977	107	1981	104	1981	107	1981	108	1981	106	1981	102	1981
11	95	1992	86	1992	90	1992	102	1977	103	1992	105	1992	105	1981	104	1992	104	1981
12	80	1977	85	1989	76	1994	104	1977	105	1977	105	1977	103	1992	102	1977	103	1977
13	86	1985	83	1942	79	1983	96	1992	104	1977	103	1920	104	1977	98	1967	102	1977
14	77	1962	72	1962	76	1994	97	1967	100	1930	102	1942	102	1942	100	1942	96	1967
15	85	1967	74	1950	75	1994	98	1967	101	1967	101	1933	101	1919	99	1967	101	1953
16	87	1985	80	1977	80	1977	102	1977	102	1977	101	1977	100	1927	101	1977	98	1967
17	74	1982	80	1946	78	1994	105	1977	102	1977	105	1977	100	1977	97	1940	104	1977
18	80	1972	73	1944	78	1976	93	1946	97	1967	97	1967	98	1940	98	1950	107	1977
19	79	1967	95	1939	76	1994	94	1967	98	1967	98	1967	99	1951	100	1939	89	1967
20	89	1966	89	1966	78	1972	95	1986	101	1951	98	1951	98	1951	99	1951	93	1967
21	76	1988	71	1979	79	1995	95	1945	99	1961	99	1961	99	1950	98	1950	96	1951
22	88	1988	89	1933	79	1977	98	1942	97	1964	100	1942	99	1942	96	1988	96	1961
23	84	1996	71	1979	76	1994	101	1988	103	1988	102	1988	97	1917	96	1988	92	1988
24	86	1964	75	1992	87	1992	99	1982	101	1988	99	1958	100	1988	96	1982	98	1988
25	85	1967	80	1992	84	1992	94	1967	98	1996	97	1967	99	1918	95	1967	97	1996
26	81	1986	74	1972	81	1992	100	1986	98	1986	98	1986	99	1935	94	1984	93	1986
27	85	1972	78	1972	80	1972	97	1972	99	1972	101	1935	99	1935	98	1972	99	1986
28	76	1978	73	1978	76	1973	102	1967	99	1967	101	1931	100	1931	97	1931	100	1972
29	80	1976	97	1944	84	1993	95	1944	105	1931	100	1944	98	1967	100	1944	94	1988
30	84	1968	90	1993	84	1993	98	1987	98	1987	97	1987	99	1918	96	1987	97	1972
31	86	1972	82	1972	80	1987	102	1987	101	1987	100	1987	96	1987	102	1987	100	1987

11

SEPT	Astoria		Newport		Florence		Portland		McMinnville		Salem		Corvallis		Eugene		Bonneville	
1	90	1972	93	1952	91	1972	98	1988	101	1988	102	1988	101	1987	98	1988	100	1987
2	95	1972	79	1934	84	1973	105	1988	105	1988	104	1988	99	1988	103	1988	94	1988
3	85	1953	90	1953	85	1991	93	1988	102	1988	96	1949	103	1988	96	1949	98	1988
4	92	1955	96	1973	99	1973	98	1955	99	1955	100	1955	95	1988	97	1955	92	1949
5	87	1975	87	1975	92	1973	101	1944	101	1944	103	1944	103	1944	101	1944	93	1973
6	90	1958	91	1981	88	1981	97	1958	98	1958	99	1958	98	1955	95	1958	100	1955
7	87	1958	89	1948	86	1981	99	1981	100	1981	99	1981	97	1958	98	1958	93	1993
8	83	1960	93	1948	88	1976	93	1993	102	1943	98	1944	98	1981	97	1948	95	1958
9	85	1960	89	1976	91	1976	94	1948	97	1963	98	1948	97	1948	97	1948	98	1963
10	89	1973	83	1973	84	1976	98	1944	98	1944	99	1944	101	1944	98	1948	98	1963
11	85	1975	81	1989	82	1988	90	1975	95	1929	96	1922	96	1922	96	1975	94	1948
12	86	1975	88	1988	87	1989	92	1975	94	1929	96	1924	94	1922	96	1975	100	1975
13	91	1957	93	1979	92	1989	93	1988	97	1989	96	1951	95	1951	96	1989	88	1975
14	89	1967	93	1967	87	1979	92	1995	99	1937	98	1937	98	1937	95	1967	90	1975
15	77	1991	72	1991	81	1991	96	1981	99	1967	98	1967	94	1967	96	1981	92	1981
16	85	1994	82	1991	91	1991	92	1994	95	1967	93	1994	98	1967	91	1994	92	1981
17	86	1991	90	1962	85	1971	93	1962	97	1929	95	1991	92	1951	93	1991	94	1951
18	82	1991	83	1971	86	1991	93	1991	92	1952	93	1991	93	1991	91	1991	87	1991
19	83	1974	86	1976	89	1976	93	1974	94	1952	96	1974	91	1991	93	1974	87	1991
20	81	1995	86	1995	78	1995	96	1952	97	1952	98	1974	94	1974	94	1974	89	1952
21	85	1994	96	1994	95	1994	94	1952	96	1952	97	1974	95	1974	95	1994	90	1952
22	89	1989	91	1957	90	1990	93	1994	96	1989	95	1994	95	1994	95	1989	88	1990
23	82	1974	93	1943	87	1974	94	1994	93	1989	97	1943	95	1952	96	1943	91	1987
24	85	1991	84	1965	94	1991	96	1974	96	1974	98	1974	93	1943	96	1974	89	1974
25	80	1980	85	1985	87	1985	94	1991	95	1974	94	1991	97	1974	93	1991	89	1974
26	85	1967	93	1967	89	1993	92	1967	94	1967	96	1967	93	1991	93	1949	88	1991
27	82	1970	89	1935	81	1996	94	1967	95	1967	93	1967	94	1967	92	1967	87	1967
28	83	1989	80	1984	82	1987	89	1989	93	1967	90	1989	92	1967	87	1935	88	1967
29	84	1987	82	1968	83	1987	89	1993	92	1993	91	1935	89	1989	87	1993	84	1989
30	86	1987	82	1991	89	1991	88	1987	90	1988	92	1935	88	1993	88	1987	86	1993

OCT	Astoria		Newport		Florence		Portland		McMinnville		Salem		Corvallis		Eugene		Bonneville	
1	77	1988	77	1952	75	1991	92	1987	95	1988	92	1988	89	1975	92	1987	85	1987
2	85	1980	94	1980	87	1980	90	1970	90	1970	93	1970	91	1988	94	1980	86	1988
3	73	1966	75	1933	79	1980	86	1979	88	1958	92	1932	92	1980	86	1932	86	1952
4	80	1980	83	1991	84	1991	84	1952	87	1993	89	1932	87	1932	86	1964	86	1993
5	81	1964	82	1978	83	1987	90	1980	88	1980	89	1980	85	1952	92	1980	82	1980
6	85	1987	88	1987	85	1987	89	1952	90	1952	88	1987	89	1980	86	1987	85	1980
7	78	1976	88	1976	88	1976	83	1943	85	1980	87	1976	88	1987	87	1976	82	1952
8	81	1971	86	1971	84	1996	82	1971	85	1936	84	1971	87	1976	83	1943	83	1987
9	81	1996	87	1936	79	1991	83	1996	90	1936	91	1936	90	1936	88	1979	81	1996
10	83	1991	94	1991	92	1991	85	1991	87	1991	90	1934	89	1936	91	1934	83	1988
11	78	1987	77	1991	90	1991	86	1991	83	1991	86	1991	90	1936	79	1964	82	1988
12	76	1982	75	1972	82	1974	76	1982	80	1991	80	1901	85	1991	77	1991	80	1991
13	79	1982	80	1982	82	1982	78	1991	80	1939	86	1901	79	1937	79	1936	73	1974
14	78	1978	84	1991	87	1991	82	1991	84	1961	85	1901	82	1895	83	1970	79	1991
15	78	1954	80	1954	80	1974	80	1991	89	1931	89	1901	84	1895	88	1991	82	1991
16	75	1960	81	1960	73	1974	79	1958	88	1936	80	1960	86	1991	81	1989	82	1991
17	76	1959	84	1936	74	1989	79	1952	83	1936	84	1936	83	1936	83	1940	74	1974
18	79	1978	84	1978	74	1976	78	1978	80	1978	84	1940	80	1940	82	1940	77	1974
19	75	1964	77	1995	76	1987	74	1944	81	1940	81	1940	83	1940	86	1940	75	1974
20	70	1964	75	1938	72	1991	74	1987	76	1938	75	1987	78	1987	74	1991	72	1978
21	71	1965	78	1937	70	1977	73	1965	80	1929	78	1901	79	1937	79	1944	71	1991
22	75	1965	82	1937	74	1974	75	1965	83	1929	83	1929	79	1937	78	1937	71	1969
23	77	1965	77	1941	69	1974	74	1965	86	1929	82	1929	83	1929	78	1992	69	1987
24	73	1965	73	1947	71	1972	73	1974	87	1929	76	1900	77	1929	74	1994	72	1992
25	68	1965	71	1937	70	1988	74	1965	79	1929	72	1904	74	1904	78	1944	69	1992
26	66	1993	78	1993	74	1993	74	1987	73	1993	75	1993	75	1944	79	1944	70	1965
27	69	1953	74	1993	78	1987	75	1944	74	1987	72	1987	73	1993	73	1944	68	1987
28	72	1962	74	1962	70	1993	69	1987	74	1987	74	1987	72	1987	75	1987	69	1985
29	72	1958	75	1958	68	1993	71	1993	73	1931	76	1900	73	1987	68	1993	70	1987
30	67	1954	75	1939	68	1988	69	1988	79	1931	81	1900	70	1993	74	1988	67	1993
31	70	1954	72	1966	68	1992	71	1954	72	1954	74	1900	73	1988	75	1949	69	1987

NOV	Astoria		Newport		Florence		Portland		McMinnville		Salem		Corvallis		Eugene		Bonneville	
1	71	1969	79	1962	63	1991	70	1969	71	1969	72	1969	73	1890	73	1931	67	1988
2	71	1970	72	1970	68	1976	68	1976	75	1930	72	1970	73	1890	70	1970	65	1981
3	68	1970	72	1976	69	1976	73	1975	71	1975	71	1975	72	1927	76	1975	69	1970
4	66	1980	70	1949	68	1976	69	1980	74	1929	68	1954	72	1975	71	1975	71	1975
5	69	1987	69	1951	63	1980	68	1987	67	1949	69	1960	69	1975	75	1934	69	1975
6	64	1980	69	1949	62	1978	67	1980	65	1949	65	1980	68	1894	69	1939	62	1987
7	65	1980	70	1941	64	1987	66	1941	67	1941	68	1941	70	1958	69	1978	64	1958
8	65	1976	70	1976	69	1976	64	1976	66	1941	67	1941	66	1941	65	1941	62	1995
9	64	1953	71	1996	65	1996	65	1989	67	1929	69	1907	68	1907	67	1955	63	1976
10	63	1976	66	1977	65	1990	65	1989	68	1955	66	1990	67	1930	67	1990	64	1990
11	63	1990	68	1943	63	1996	64	1989	62	1991	68	1930	70	1907	70	1974	63	1990
12	63	1976	66	1936	69	1974	66	1974	63	1976	67	1976	68	1906	69	1974	80	1961
13	63	1974	68	1974	65	1995	62	1974	64	1974	67	1995	68	1974	68	1995	63	1974
14	64	1995	72	1995	67	1995	63	1967	62	1967	66	1899	69	1995	64	1967	65	1953
15	60	1981	68	1965	59	1995	62	1949	61	1983	63	1906	66	1919	63	1965	59	1995
16	65	1978	70	1949	65	1976	68	1976	65	1976	66	1976	67	1919	71	1976	60	1970
17	63	1967	65	1949	61	1995	61	1976	62	1965	64	1932	68	1976	70	1932	59	1995
18	59	1980	66	1936	60	1995	59	1965	61	1980	65	1897	65	1897	63	1965	61	1995
19	64	1987	66	1987	61	1987	62	1965	62	1943	61	1965	60	1995	62	1968	64	1953
20	63	1987	65	1995	61	1974	61	1986	65	1936	65	1910	64	1917	69	1937	65	1986
21	66	1954	70	1954	60	1995	62	1954	59	1967	61	1933	68	1917	63	1933	65	1986
22	60	1954	68	1933	58	1995	59	1968	63	1936	65	1933	64	1933	64	1942	60	1969
23	62	1956	69	1936	60	1983	63	1959	65	1936	66	1959	65	1909	64	1959	61	1959
24	61	1956	65	1936	62	1995	64	1949	67	1936	67	1949	67	1936	68	1949	64	1990
25	60	1956	62	1947	62	1995	63	1977	67	1943	66	1947	67	1947	69	1947	65	1990
26	59	1980	64	1947	60	1977	61	1949	62	1977	63	1950	63	1947	64	1933	62	1977
27	61	1980	67	1959	59	1977	63	1947	62	1950	67	1917	62	1891	66	1955	66	1949
28	57	1989	65	1943	58	1995	57	1982	63	1930	65	1947	66	1955	60	1995	60	1973
29	60	1964	64	1941	56	1976	58	1942	61	1955	62	1917	63	1928	68	1941	63	1995
30	61	1958	61	1976	61	1988	58	1941	60	1955	60	1898	68	1907	63	1939	61	1966

DEC	Astoria		Newport		Florence		Portland		McMinnville		Salem		Corvallis		Eugene		Bonneville	
1	62	1958	62	1988	61	1989	62	1958	63	1958	64	1958	65	1939	64	1958	59	1964
2	60	1958	62	1989	60	1989	62	1958	63	1929	64	1959	62	1958	67	1958	62	1977
3	63	1979	65	1979	60	1988	62	1979	63	1929	64	1979	63	1958	65	1939	62	1982
4	60	1981	66	1939	60	1989	64	1945	69	1950	63	1945	63	1939	66	1989	62	1982
5	57	1987	60	1937	58	1989	59	1970	57	1989	59	1944	60	1989	60	1944	60	1989
6	57	1987	60	1937	56	1988	60	1988	58	1988	60	1988	58	1970	61	1962	56	1981
7	57	1962	65	1988	58	1974	58	1970	62	1957	61	1938	63	1938	67	1938	58	1957
8	60	1962	64	1962	61	1975	59	1975	65	1957	68	1929	62	1915	62	1939	56	1957
9	61	1981	62	1957	60	1995	60	1987	59	1987	72	1929	62	1895	62	1933	58	1975
10	63	1995	65	1957	64	1993	65	1993	57	1928	70	1929	64	1993	64	1993	62	1987
11	57	1980	58	1976	58	1995	61	1955	61	1956	71	1929	60	1958	62	1955	59	1956
12	58	1960	59	1988	55	1982	63	1995	64	1960	65	1895	62	1921	65	1952	62	1955
13	59	1969	62	1952	58	1995	61	1977	61	1977	61	1969	61	1960	68	1994	58	1988
14	62	1962	61	1962	58	1980	58	1977	58	1942	58	1977	61	1977	59	1962	62	1977
15	62	1980	69	1980	63	1980	59	1959	65	1930	60	1977	57	1977	65	1941	60	1959
16	61	1980	63	1980	59	1980	60	1974	60	1974	60	1974	58	1976	61	1974	61	1959
17	60	1979	63	1979	57	1994	56	1994	57	1930	61	1979	59	1974	68	1979	60	1974
18	58	1979	59	1985	56	1985	58	1972	56	1994	59	1959	63	1979	64	1931	54	1990
19	57	1994	59	1994	59	1981	59	1972	60	1950	62	1994	61	1915	64	1940	57	1972
20	57	1980	60	1947	61	1994	59	1974	61	1974	63	1994	60	1994	64	1994	60	1961
21	60	1980	62	1940	58	1980	61	1972	59	1974	62	1980	63	1994	62	1955	61	1972
22	58	1963	62	1960	56	1986	59	1964	61	1955	61	1964	61	1980	60	1950	60	1972
23	58	1963	58	1985	58	1989	64	1950	63	1950	64	1950	66	1950	64	1950	59	1950
24	63	1963	63	1993	60	1985	60	1980	57	1975	59	1980	61	1950	58	1980	56	1969
25	63	1980	62	1980	60	1980	64	1980	64	1980	62	1980	59	1980	62	1980	59	1980
26	64	1980	62	1989	61	1980	63	1980	58	1955	60	1980	61	1980	62	1933	65	1980
27	58	1980	58	1994	60	1980	61	1980	63	1994	61	1980	60	1980	61	1994	58	1994
28	60	1980	62	1980	57	1975	58	1945	57	1994	62	1917	63	1917	65	1937	57	1980
29	60	1963	58	1996	59	1996	58	1950	66	1929	60	1917	66	1917	60	1950	57	1980
30	60	1980	61	1945	59	1980	60	1980	60	1980	66	1980	63	1917	66	1980	57	1950
31	61	1996	62	1996	59	1996	58	1980	59	1942	65	1996	66	1980	62	1996	57	1995



Low Temperatures Records

This page left intentionally blank.

JAN	Astoria		Newport		Florence		Portland		McMinnville		Salem		Corvallis		Eugene		Bonneville	
1	14	1979	17	1979	22	1979	14	1979	14	1928	5	1924	3	1924	7	1979	5	1969
2	21	1974	22	1974	23	1974	16	1979	16	1974	12	1950	8	1924	8	1950	9	1979
3	17	1959	21	1950	27	1979	16	1959	10	1950	11	1950	12	1950	9	1950	11	1952
4	21	1974	20	1974	23	1974	19	1974	17	1959	16	1947	16	1924	14	1949	11	1969
5	16	1974	20	1959	24	1974	19	1982	19	1991	17	1974	10	1924	16	1949	14	1959
6	15	1982	12	1974	21	1974	14	1982	10	1982	14	1937	13	1924	12	1982	11	1982
7	15	1974	15	1937	20	1974	14	1974	10	1974	7	1937	11	1937	9	1937	11	1979
8	16	1974	16	1937	19	1974	14	1974	9	1974	7	1937	9	1974	6	1937	12	1979
9	15	1974	20	1974	17	1974	12	1974	9	1974	4	1909	6	1909	10	1974	9	1974
10	16	1993	18	1949	18	1974	16	1949	8	1974	9	1974	9	1974	8	1993	9	1974
11	15	1963	14	1963	19	1974	11	1963	5	1930	2	1909	0	1909	11	1949	13	1974
12	17	1963	12	1963	31	1992	13	1963	8	1937	1	1909	-1	1909	10	1937	10	1963
13	20	1997	20	1963	28	1993	14	1950	5	1930	6	1930	12	1930	10	1949	12	1963
14	26	1997	24	1950	29	1972	9	1950	11	1950	12	1907	6	1911	17	1949	9	1950
15	24	1987	26	1987	28	1987	18	1947	18	1947	12	1907	7	1907	21	1947	10	1950
16	20	1984	28	1987	26	1984	8	1950	18	1930	13	1950	17	1907	19	1984	10	1950
17	25	1987	24	1950	24	1984	8	1950	15	1930	13	1950	11	1907	16	1984	6	1950
18	22	1957	18	1943	28	1993	10	1943	10	1943	10	1943	11	1950	13	1943	7	1950
19	24	1969	20	1962	30	1987	18	1950	14	1943	15	1922	8	1916	18	1935	9	1950
20	20	1962	14	1962	29	1987	15	1949	13	1962	-3	1930	12	1949	12	1962	10	1950
21	14	1962	19	1962	28	1974	9	1962	12	1962	-5	1930	4	1930	13	1962	11	1954
22	17	1962	17	1962	29	1991	9	1949	15	1962	4	1930	11	1927	6	1962	14	1962
23	19	1969	4	1984	27	1989	10	1943	5	1943	6	1943	11	1962	8	1962	15	1962
24	22	1969	20	1949	27	1989	3	1943	-2	1943	5	1943	11	1943	9	1949	12	1969
25	18	1969	17	1957	26	1976	11	1949	4	1930	2	1930	12	1949	11	1949	8	1949
26	16	1957	11	1957	26	1973	6	1957	8	1930	7	1930	15	1957	6	1957	5	1957
27	15	1957	18	1957	22	1980	8	1957	9	1957	9	1957	7	1957	-4	1957	2	1957
28	11	1969	15	1957	17	1980	10	1957	12	1957	8	1969	11	1957	1	1969	2	1957
29	11	1980	20	1957	14	1980	8	1950	7	1969	11	1980	12	1957	2	1957	4	1957
30	21	1980	18	1950	21	1980	10	1950	11	1956	-3	1950	12	1957	0	1950	3	1950
31	19	1979	13	1950	21	1979	-2	1950	-7	1950	-10	1950	-1	1950	-3	1950	-5	1950

FEB	Astoria		Newport		Florence		Portland		McMinnville		Salem		Corvallis		Eugene		Bonneville	
1	21	1979	21	1979	23	1979	1	1950	9	1950	0	1950	4	1893	5	1950	-5	1950
2	14	1989	17	1989	24	1979	-3	1950	2	1950	-3	1950	3	1950	-2	1950	-4	1950
3	11	1989	12	1989	19	1989	4	1950	3	1950	-4	1950	-2	1899	-3	1950	-4	1950
4	13	1989	12	1989	15	1989	14	1989	8	1989	-4	1899	-5	1899	7	1989	-2	1950
5	9	1989	15	1989	13	1989	9	1989	9	1989	-1	1989	-2	1899	4	1989	9	1950
6	21	1989	16	1989	22	1989	15	1989	17	1989	3	1899	2	1899	8	1989	16	1989
7	22	1989	25	1989	22	1989	21	1982	16	1929	8	1989	16	1989	7	1989	19	1989
8	21	1994	25	1994	24	1989	25	1994	20	1929	12	1989	17	1989	8	1989	20	1989
9	26	1982	26	1986	27	1986	25	1986	16	1929	13	1933	11	1933	11	1933	22	1994
10	24	1982	28	1982	25	1982	22	1982	18	1982	12	1933	17	1933	15	1983	22	1982
11	26	1978	27	1959	29	1982	24	1948	12	1929	15	1928	18	1929	24	1980	22	1982
12	27	1959	29	1968	31	1990	24	1948	17	1929	18	1929	17	1905	20	1948	26	1981
13	25	1995	25	1990	30	1990	23	1990	18	1929	20	1905	18	1905	23	1949	19	1949
14	22	1990	25	1990	24	1990	16	1995	16	1990	18	1995	15	1995	20	1990	20	1949
15	21	1956	23	1956	28	1989	19	1956	18	1995	17	1936	19	1995	18	1936	22	1956
16	20	1956	18	1956	28	1993	18	1956	15	1956	17	1956	17	1956	16	1956	14	1956
17	25	1985	28	1993	29	1993	24	1985	25	1993	19	1936	20	1956	19	1936	15	1956
18	23	1955	25	1955	27	1990	20	1955	20	1955	19	1955	23	1936	20	1936	25	1955
19	27	1955	27	1955	31	1990	26	1955	20	1955	21	1990	21	1955	22	1942	27	1993
20	25	1955	28	1960	32	1993	23	1955	21	1955	21	1967	24	1955	23	1955	26	1957
21	27	1957	28	1975	27	1975	25	1955	23	1955	21	1894	21	1894	24	1975	23	1955
22	29	1988	30	1942	29	1975	28	1964	25	1942	23	1894	22	1894	27	1942	26	1957
23	27	1953	24	1960	30	1993	25	1993	22	1957	22	1920	24	1920	26	1951	24	1957
24	23	1962	23	1962	29	1993	25	1969	25	1962	15	1962	22	1993	25	1962	23	1962
25	24	1993	26	1987	26	1993	23	1969	21	1962	12	1962	21	1962	23	1962	25	1962
26	19	1962	17	1962	28	1996	20	1962	14	1962	10	1962	16	1890	18	1962	24	1993
27	21	1962	20	1960	30	1989	19	1960	16	1962	16	1960	18	1962	19	1962	19	1962
28	22	1960	23	1960	30	1995	24	1960	24	1951	15	1971	22	1922	21	1960	20	1993
29	26	1960	26	1960	30	1976	29	1960	25	1960	18	1960	26	1960	20	1960	26	1960

MARCH	Astoria		Newport		Florence		Portland		McMinnville		Salem		Corvallis		Eugene		Bonneville	
1	22	1971	26	1960	30	1978	22	1971	18	1971	12	1971	12	1971	21	1971	20	1993
2	26	1985	29	1960	28	1996	25	1960	22	1962	21	1971	13	1891	24	1985	22	1971
3	24	1989	26	1976	27	1976	19	1989	22	1960	20	1976	18	1891	26	1960	20	1960
4	27	1955	26	1955	32	1989	26	1960	24	1958	24	1967	21	1923	26	1948	21	1960
5	26	1955	22	1955	23	1976	19	1955	24	1955	22	1976	23	1955	23	1956	21	1955
6	27	1956	25	1956	29	1976	28	1976	15	1956	23	1956	24	1956	20	1956	22	1955
7	25	1974	27	1974	26	1974	25	1974	20	1951	23	1985	23	1956	25	1985	25	1951
8	27	1974	26	1974	28	1974	26	1974	20	1974	23	1971	26	1974	26	1985	22	1969
9	27	1969	29	1962	33	1980	26	1969	26	1968	26	1969	27	1974	22	1951	24	1951
10	25	1969	28	1969	33	1988	22	1969	25	1956	21	1969	27	1956	27	1936	28	1975
11	28	1985	28	1958	29	1988	24	1956	26	1975	22	1969	24	1903	26	1985	25	1975
12	27	1962	28	1976	28	1976	24	1954	23	1954	23	1954	24	1906	25	1956	28	1956
13	25	1969	27	1969	30	1985	24	1944	24	1954	23	1969	22	1906	26	1944	28	1956
14	27	1969	28	1969	29	1975	28	1953	26	1969	22	1895	25	1923	24	1941	30	1969
15	28	1988	27	1955	30	1988	26	1955	23	1955	24	1978	22	1917	27	1985	31	1969
16	29	1977	28	1988	31	1977	27	1955	24	1955	23	1955	25	1917	25	1955	30	1955
17	29	1971	26	1955	32	1988	24	1955	24	1955	24	1982	22	1906	27	1971	29	1971
18	27	1971	28	1971	33	1985	29	1971	26	1965	24	1971	26	1917	27	1971	28	1965
19	26	1965	29	1965	33	1985	25	1965	26	1964	22	1965	28	1965	27	1965	29	1965
20	28	1955	28	1974	34	1982	28	1955	21	1955	22	1955	22	1955	25	1955	27	1955
21	29	1971	31	1974	30	1982	28	1952	26	1952	26	1982	26	1899	26	1982	27	1955
22	28	1966	30	1954	32	1994	29	1966	26	1952	24	1898	26	1898	28	1982	30	1974
23	29	1973	30	1973	32	1973	31	1954	26	1943	27	1974	27	1955	28	1951	31	1973
24	27	1964	31	1965	32	1980	29	1969	26	1980	28	1969	29	1980	25	1942	31	1966
25	27	1996	30	1991	32	1996	30	1970	29	1970	25	1913	24	1913	27	1936	30	1955
26	29	1991	30	1991	32	1996	31	1996	27	1996	25	1996	28	1996	27	1996	28	1996
27	29	1991	28	1975	30	1975	27	1975	27	1944	25	1975	27	1922	26	1935	29	1996
28	28	1987	26	1975	29	1975	28	1962	26	1949	23	1975	30	1961	28	1975	32	1996
29	30	1973	27	1954	30	1975	23	1954	26	1972	26	1936	28	1972	28	1954	31	1996
30	28	1954	27	1954	31	1977	24	1954	26	1968	24	1968	25	1936	24	1936	30	1968
31	30	1970	30	1936	33	1982	31	1970	25	1952	26	1936	25	1896	26	1936	31	1949

APRIL	Astoria		Newport		Florence		Portland		McMinnville		Salem		Corvallis		Eugene		Bonneville	
1	29	1953	32	1971	31	1976	30	1971	28	1945	27	1982	29	1945	25	1936	32	1975
2	30	1980	29	1973	31	1976	30	1972	25	1972	26	1935	27	1918	27	1953	32	1975
3	30	1967	30	1970	30	1973	30	1964	28	1973	24	1935	24	1918	30	1970	32	1980
4	30	1955	29	1955	32	1983	29	1955	27	1955	27	1955	26	1918	30	1950	30	1955
5	30	1955	28	1975	29	1975	30	1975	28	1956	26	1975	28	1956	30	1956	31	1975
6	32	1978	28	1975	30	1975	30	1975	26	1965	26	1975	27	1975	28	1975	30	1975
7	32	1988	30	1973	34	1980	32	1970	27	1952	27	1921	28	1921	28	1970	30	1975
8	30	1988	30	1988	30	1988	31	1975	24	1931	27	1952	28	1919	29	1953	30	1975
9	32	1982	32	1972	33	1982	33	1982	29	1982	27	1982	30	1929	29	1982	30	1975
10	31	1982	31	1972	32	1975	31	1954	28	1953	28	1972	29	1927	31	1972	32	1953
11	31	1991	32	1991	32	1991	33	1991	26	1965	29	1991	29	1927	32	1975	34	1971
12	30	1968	30	1970	30	1983	30	1970	27	1970	26	1978	28	1903	28	1983	31	1970
13	29	1968	27	1968	34	1983	30	1968	25	1968	23	1968	24	1968	27	1983	28	1968
14	31	1975	30	1976	31	1977	32	1977	27	1977	29	1983	27	1919	28	1977	33	1976
15	30	1967	30	1967	33	1976	31	1967	29	1967	26	1967	28	1893	29	1955	34	1976
16	32	1970	30	1967	31	1982	32	1964	25	1970	28	1982	29	1960	30	1982	34	1982
17	30	1967	29	1968	32	1977	31	1977	26	1968	27	1977	28	1964	29	1977	31	1977
18	31	1966	23	1987	30	1972	30	1964	28	1972	27	1931	29	1982	29	1982	33	1977
19	30	1967	30	1987	30	1972	31	1982	27	1977	26	1967	25	1954	28	1972	30	1972
20	33	1987	29	1975	32	1975	33	1975	27	1952	26	1982	29	1927	30	1963	33	1975
21	31	1985	29	1975	34	1976	29	1951	27	1970	26	1951	29	1968	31	1951	32	1951
22	32	1960	30	1972	29	1972	30	1972	26	1968	27	1972	30	1972	27	1972	29	1972
23	34	1992	32	1960	35	1992	34	1954	29	1954	30	1954	30	1924	30	1960	35	1961
24	31	1986	29	1986	31	1986	32	1950	27	1955	28	1986	29	1942	31	1986	33	1986
25	29	1955	32	1961	31	1972	32	1955	29	1955	28	1982	30	1908	31	1985	33	1955
26	31	1984	32	1961	32	1976	34	1970	28	1984	29	1984	31	1943	30	1943	32	1955
27	30	1954	30	1970	35	1984	32	1948	30	1984	28	1984	28	1948	30	1948	37	1984
28	32	1985	32	1973	32	1975	34	1973	25	1973	28	1973	28	1913	30	1967	35	1973
29	31	1975	30	1975	32	1975	33	1952	30	1982	28	1982	27	1954	28	1954	35	1972
30	32	1986	30	1972	30	1972	33	1986	27	1964	27	1972	30	1972	29	1972	31	1972

MAY	Astoria		Newport		Florence		Portland		McMinnville		Salem		Corvallis		Eugene		Bonneville	
1	30	1954	30	1954	36	1992	29	1954	24	1954	25	1954	28	1915	28	1954	32	1972
2	35	1965	35	1968	37	1994	32	1964	29	1964	30	1952	29	1964	31	1952	35	1952
3	35	1980	34	1964	36	1974	33	1964	26	1952	32	1964	31	1964	31	1964	39	1964
4	33	1969	32	1962	35	1974	34	1962	29	1952	29	1982	31	1996	31	1996	35	1969
5	35	1988	34	1978	34	1985	35	1978	30	1978	32	1985	28	1909	31	1978	34	1964
6	31	1965	32	1965	34	1984	36	1965	26	1965	30	1984	30	1909	31	1984	37	1986
7	33	1985	34	1975	34	1985	36	1965	30	1965	30	1984	31	1990	34	1980	38	1986
8	34	1990	34	1965	37	1990	35	1965	30	1930	31	1990	30	1996	32	1996	37	1996
9	35	1996	33	1955	36	1982	36	1955	31	1955	31	1894	30	1894	32	1948	33	1996
10	34	1967	34	1979	36	1982	37	1963	33	1972	32	1895	31	1920	33	1979	37	1996
11	35	1985	34	1985	34	1985	37	1985	29	1985	28	1985	28	1985	29	1985	35	1970
12	31	1985	33	1985	33	1985	37	1985	31	1985	30	1985	30	1985	30	1985	33	1985
13	33	1958	34	1958	33	1985	36	1963	30	1974	32	1974	33	1964	34	1958	37	1970
14	35	1964	35	1986	37	1986	33	1964	33	1991	31	1920	33	1920	34	1958	37	1964
15	35	1985	34	1969	37	1985	36	1964	33	1971	33	1932	35	1974	33	1952	38	1986
16	35	1986	34	1962	37	1990	40	1950	34	1938	32	1980	34	1984	32	1980	40	1986
17	33	1974	35	1974	35	1974	37	1966	30	1966	31	1966	34	1976	33	1976	38	1966
18	36	1966	38	1976	35	1976	41	1976	32	1938	32	1976	32	1892	34	1976	38	1976
19	37	1995	34	1979	38	1987	41	1982	34	1982	32	1982	32	1927	33	1982	36	1966
20	38	1975	36	1975	35	1976	37	1975	30	1971	33	1975	31	1975	33	1976	31	1966
21	36	1973	35	1973	36	1992	38	1955	31	1975	32	1971	32	1918	34	1978	31	1966
22	37	1960	33	1987	38	1987	33	1960	31	1955	31	1960	31	1920	33	1977	31	1966
23	34	1966	33	1987	36	1976	35	1964	31	1955	32	1935	36	1978	34	1978	39	1966
24	39	1966	36	1950	35	1972	37	1955	31	1955	34	1955	33	1926	33	1977	39	1966
25	34	1967	34	1975	36	1972	38	1975	31	1975	31	1920	31	1920	34	1975	37	1975
26	37	1973	34	1973	36	1973	41	1973	32	1940	34	1973	31	1922	33	1973	39	1975
27	39	1984	38	1963	35	1973	39	1966	28	1966	30	1966	33	1966	34	1966	41	1984
28	38	1973	38	1974	39	1996	38	1954	31	1966	32	1966	35	1976	35	1982	41	1954
29	37	1966	36	1979	36	1977	41	1978	29	1951	34	1979	33	1979	32	1979	38	1979
30	39	1979	35	1962	38	1974	40	1955	33	1966	31	1920	30	1920	35	1979	40	1978
31	35	1953	36	1974	39	1974	39	1966	33	1973	34	1953	30	1919	32	1955	38	1953

JUNE	Astoria		Newport		Florence		Portland		McMinnville		Salem		Corvallis		Eugene		Bonneville	
1	38	1966	33	1933	36	1973	39	1966	33	1973	34	1976	32	1929	35	1973	39	1966
2	39	1987	36	1977	37	1976	41	1977	35	1977	34	1976	34	1976	34	1977	37	1967
3	38	1976	34	1976	36	1976	42	1976	31	1976	32	1976	35	1976	35	1976	39	1976
4	37	1980	39	1980	37	1976	42	1966	34	1991	33	1991	33	1950	35	1991	42	1991
5	40	1988	37	1976	39	1991	41	1966	34	1991	34	1991	37	1991	36	1976	41	1976
6	40	1962	35	1933	39	1991	45	1962	34	1963	32	1899	38	1911	39	1954	42	1965
7	42	1987	39	1982	40	1982	44	1979	34	1979	35	1979	36	1979	35	1979	42	1965
8	40	1988	37	1975	40	1975	45	1985	35	1975	35	1975	37	1919	38	1979	42	1965
9	40	1977	38	1975	41	1974	44	1962	36	1962	38	1938	34	1891	38	1976	42	1965
10	39	1973	38	1973	40	1984	44	1973	32	1973	36	1973	37	1897	39	1984	41	1961
11	40	1988	33	1933	39	1984	44	1952	38	1971	38	1995	38	1995	35	1956	43	1952
12	41	1979	40	1979	41	1979	42	1965	35	1965	36	1965	35	1917	37	1952	43	1993
13	41	1959	40	1933	43	1996	42	1976	33	1976	35	1976	33	1976	32	1976	44	1952
14	43	1976	33	1933	41	1991	43	1945	37	1973	36	1976	38	1896	35	1976	42	1976
15	41	1959	40	1971	44	1977	45	1959	37	1979	39	1893	37	1952	36	1979	43	1959
16	40	1955	38	1987	40	1984	44	1955	34	1955	36	1984	35	1955	36	1955	44	1955
17	41	1987	40	1991	40	1987	42	1991	34	1951	35	1991	35	1911	36	1996	43	1949
18	41	1991	39	1933	41	1987	43	1954	35	1973	34	1930	36	1911	37	1954	41	1954
19	38	1955	39	1962	42	1994	45	1955	35	1955	36	1929	36	1893	37	1942	44	1955
20	43	1989	37	1933	43	1994	44	1964	35	1955	38	1935	35	1911	38	1997	45	1964
21	42	1956	40	1962	44	1995	45	1942	36	1960	38	1899	38	1914	38	1983	43	1960
22	41	1965	40	1965	40	1975	46	1945	38	1965	36	1984	37	1892	39	1979	47	1965
23	44	1987	40	1933	39	1987	46	1985	37	1951	37	1935	37	1920	39	1985	46	1952
24	41	1988	40	1956	38	1987	46	1971	33	1971	36	1935	32	1911	37	1985	42	1965
25	39	1966	40	1985	40	1976	44	1976	36	1960	35	1976	38	1985	39	1985	45	1950
26	41	1976	38	1976	40	1976	45	1976	35	1976	39	1976	40	1974	37	1976	40	1971
27	42	1965	39	1976	41	1976	41	1965	32	1965	35	1965	37	1965	37	1965	42	1976
28	40	1985	40	1985	40	1985	42	1964	33	1971	41	1971	37	1893	37	1971	44	1964
29	42	1966	40	1971	40	1976	45	1971	35	1971	38	1893	36	1893	39	1971	46	1975
30	40	1985	40	1975	42	1973	41	1949	37	1971	39	1961	40	1961	40	1949	44	1971

JULY	Astoria		Newport		Florence		Portland		McMinnville		Salem		Corvallis		Eugene		Bonneville	
1	43	1985	40	1972	42	1973	48	1963	35	1962	39	1935	40	1919	39	1973	48	1986
2	42	1955	38	1962	42	1974	43	1955	34	1955	39	1976	39	1976	39	1954	44	1962
3	43	1962	39	1962	42	1971	45	1954	34	1971	35	1899	36	1921	39	1955	44	1955
4	45	1957	42	1977	44	1977	48	1977	38	1959	37	1935	39	1926	40	1932	44	1955
5	44	1989	41	1933	42	1996	49	1988	39	1971	35	1932	39	1986	39	1986	43	1955
6	43	1977	40	1986	42	1971	46	1977	38	1971	38	1988	38	1988	39	1935	49	1971
7	39	1971	40	1974	42	1987	46	1971	36	1955	38	1930	40	1955	42	1981	47	1971
8	44	1982	43	1984	41	1989	45	1981	38	1960	39	1932	39	1926	41	1981	48	1981
9	47	1964	42	1965	43	1994	47	1964	34	1960	39	1960	39	1964	40	1964	49	1957
10	44	1967	41	1933	43	1977	48	1960	34	1960	40	1893	40	1890	42	1991	48	1972
11	45	1973	41	1962	43	1993	48	1960	37	1950	40	1973	40	1981	40	1981	48	1957
12	44	1971	41	1933	44	1973	47	1943	39	1971	40	1932	41	1893	43	1971	45	1971
13	44	1954	39	1933	43	1975	48	1968	36	1970	39	1970	38	1904	43	1977	48	1974
14	42	1970	38	1987	44	1974	51	1969	38	1970	43	1969	39	1898	45	1979	49	1981
15	45	1974	40	1986	44	1986	48	1943	38	1969	41	1982	42	1982	42	1982	49	1982
16	44	1969	42	1933	46	1987	49	1968	38	1957	41	1931	43	1952	40	1956	48	1968
17	46	1955	39	1933	44	1986	49	1955	36	1962	42	1968	41	1955	43	1986	48	1968
18	43	1986	40	1986	44	1986	47	1986	36	1962	40	1930	40	1909	43	1962	44	1957
19	42	1977	40	1977	40	1976	48	1964	38	1962	39	1930	42	1976	43	1984	50	1986
20	45	1977	39	1933	44	1984	49	1950	36	1953	40	1930	40	1893	45	1953	51	1950
21	44	1966	33	1985	44	1984	50	1984	39	1984	41	1970	41	1922	44	1976	49	1949
22	44	1977	39	1933	46	1984	49	1954	36	1960	39	1920	41	1922	43	1982	48	1982
23	44	1977	41	1970	41	1988	46	1963	36	1960	38	1920	43	1893	45	1957	48	1970
24	44	1973	39	1960	40	1993	50	1973	35	1960	42	1973	43	1973	43	1973	43	1953
25	48	1992	42	1933	46	1988	49	1963	40	1930	36	1920	42	1966	44	1957	46	1953
26	44	1969	39	1933	46	1984	48	1953	39	1969	38	1920	42	1922	42	1953	50	1973
27	46	1976	41	1986	45	1972	47	1959	35	1956	40	1931	40	1893	44	1953	50	1976
28	45	1954	37	1933	41	1988	50	1963	35	1956	42	1959	42	1970	44	1959	49	1949
29	44	1959	41	1933	43	1995	50	1956	37	1954	42	1956	41	1956	42	1956	51	1972
30	47	1986	41	1986	44	1995	47	1945	36	1954	36	1920	42	1890	42	1956	49	1972
31	46	1970	39	1933	45	1996	48	1956	37	1953	41	1920	41	1956	42	1944	50	1970

AUG	Astoria		Newport		Florence		Portland		McMinnville		Salem		Corvallis		Eugene		Bonneville	
1	43	1987	41	1963	45	1988	47	1963	37	1957	37	1920	40	1895	43	1980	48	1987
2	45	1969	42	1973	45	1987	50	1959	39	1957	40	1920	41	1895	43	1970	49	1987
3	43	1969	38	1959	43	1988	47	1950	37	1950	42	1931	40	1895	43	1996	50	1970
4	43	1982	41	1987	45	1988	51	1954	37	1950	39	1931	42	1903	46	1984	49	1950
5	45	1982	42	1978	45	1985	48	1960	40	1959	39	1935	41	1909	42	1946	55	1956
6	44	1959	42	1975	42	1974	49	1975	40	1970	42	1980	40	1893	43	1950	47	1969
7	48	1990	43	1959	42	1974	49	1974	40	1969	40	1893	40	1901	44	1946	49	1969
8	45	1988	41	1959	45	1988	49	1970	38	1970	40	1970	40	1895	43	1979	42	1965
9	44	1975	39	1959	44	1975	48	1954	35	1959	42	1975	41	1912	44	1954	48	1975
10	46	1970	43	1954	43	1996	50	1964	39	1954	43	1934	42	1903	45	1956	48	1975
11	47	1966	42	1959	43	1979	50	1966	38	1959	43	1931	41	1959	43	1932	50	1950
12	43	1966	42	1966	42	1974	49	1957	39	1966	42	1931	43	1918	45	1982	51	1983
13	45	1955	41	1933	45	1974	45	1949	30	1955	40	1972	40	1972	41	1949	49	1949
14	44	1984	40	1982	46	1995	47	1982	36	1960	41	1970	39	1893	39	1955	48	1949
15	45	1982	40	1986	45	1980	51	1989	37	1937	40	1935	42	1955	41	1955	48	1949
16	44	1973	37	1986	41	1986	47	1969	38	1955	35	1935	41	1909	38	1935	47	1949
17	41	1973	40	1973	44	1996	45	1970	34	1970	41	1935	40	1895	40	1935	47	1949
18	40	1973	38	1973	39	1973	45	1973	34	1970	41	1973	40	1996	39	1996	49	1976
19	39	1973	38	1973	43	1973	46	1947	38	1970	40	1973	39	1973	42	1996	49	1973
20	45	1984	39	1973	41	1973	46	1959	36	1960	41	1973	41	1952	42	1973	49	1968
21	42	1988	40	1987	41	1973	45	1955	39	1970	39	1980	40	1985	39	1985	47	1968
22	41	1987	40	1987	43	1987	47	1973	32	1955	39	1973	37	1973	38	1955	47	1968
23	44	1959	42	1982	44	1973	48	1951	37	1951	40	1921	41	1973	42	1938	46	1951
24	45	1992	42	1955	45	1975	47	1992	36	1957	39	1929	39	1921	42	1951	48	1971
25	43	1992	42	1980	44	1993	47	1957	36	1957	41	1980	37	1900	41	1980	47	1951
26	42	1991	42	1973	44	1991	46	1962	34	1957	40	1980	39	1957	40	1980	46	1968
27	43	1955	40	1955	42	1993	47	1964	33	1957	39	1962	40	1925	40	1966	46	1968
28	42	1985	41	1985	42	1985	45	1980	36	1957	36	1980	39	1957	41	1985	46	1968
29	42	1985	41	1969	43	1992	44	1980	34	1969	38	1969	39	1924	38	1969	44	1969
30	46	1973	43	1972	46	1988	46	1951	37	1965	30	1920	37	1920	42	1966	44	1969
31	43	1973	42	1972	44	1988	44	1951	36	1970	37	1920	37	1914	42	1981	46	1964

SEPT	Astoria		Newport		Florence		Portland		McMinnville		Salem		Corvallis		Eugene		Bonneville	
1	38	1973	38	1973	41	1973	44	1973	34	1973	37	1973	37	1913	39	1973	42	1973
2	41	1984	37	1960	44	1975	42	1960	33	1960	37	1956	37	1946	40	1944	42	1973
3	39	1956	37	1956	44	1987	45	1980	36	1956	36	1932	38	1969	39	1932	45	1980
4	41	1956	39	1956	43	1987	43	1956	34	1970	40	1956	41	1954	40	1980	48	1975
5	43	1969	42	1969	45	1989	44	1956	34	1969	37	1969	37	1895	42	1969	43	1969
6	40	1992	39	1960	41	1992	45	1960	32	1960	40	1992	37	1895	38	1996	42	1969
7	38	1992	38	1960	42	1992	42	1992	32	1960	38	1976	37	1910	39	1992	46	1976
8	40	1988	40	1961	45	1992	42	1961	36	1957	38	1931	36	1896	40	1961	46	1971
9	38	1970	41	1970	44	1977	42	1962	36	1964	35	1928	34	1895	39	1964	43	1989
10	38	1970	41	1970	43	1972	42	1964	35	1952	37	1936	36	1952	38	1964	41	1989
11	37	1988	40	1972	41	1988	43	1964	35	1936	36	1936	36	1952	36	1936	43	1986
12	38	1986	38	1970	43	1986	41	1955	36	1955	32	1921	34	1921	40	1984	45	1974
13	33	1970	34	1970	42	1992	37	1970	36	1970	28	1970	33	1921	37	1989	43	1970
14	37	1986	35	1970	39	1992	42	1992	30	1970	35	1970	33	1970	33	1970	41	1970
15	38	1969	38	1969	41	1992	40	1970	28	1970	34	1969	34	1970	36	1969	41	1970
16	41	1978	41	1978	41	1987	41	1965	35	1960	33	1965	35	1921	35	1936	43	1970
17	36	1965	38	1965	41	1972	34	1965	29	1965	28	1965	33	1911	34	1965	37	1965
18	38	1988	38	1978	39	1988	36	1965	35	1988	32	1965	34	1988	34	1988	40	1965
19	36	1983	40	1987	41	1987	39	1957	32	1965	34	1928	34	1911	35	1947	44	1983
20	40	1985	38	1968	41	1993	39	1957	31	1955	37	1965	36	1957	35	1947	42	1949
21	39	1993	35	1960	41	1993	39	1964	30	1960	33	1932	30	1895	34	1955	44	1993
22	39	1956	38	1961	39	1993	34	1961	32	1961	32	1902	31	1904	34	1989	40	1951
23	38	1993	38	1961	41	1996	41	1961	30	1958	34	1934	35	1961	35	1993	43	1984
24	36	1970	38	1961	40	1984	36	1970	33	1984	34	1961	27	1908	35	1990	38	1970
25	38	1972	38	1972	40	1984	38	1955	32	1970	26	1934	30	1908	33	1934	38	1970
26	39	1972	37	1972	37	1972	38	1961	28	1961	29	1934	32	1926	33	1961	37	1972
27	33	1972	32	1972	32	1972	37	1961	32	1972	26	1972	32	1972	32	1972	34	1972
28	33	1983	36	1972	37	1972	37	1983	32	1965	32	1972	32	1902	32	1945	35	1972
29	34	1983	38	1961	37	1985	37	1954	31	1961	33	1983	34	1961	33	1954	40	1971
30	34	1985	35	1971	37	1983	35	1954	30	1971	33	1983	32	1903	32	1983	40	1971

OCT	Astoria		Newport		Florence		Portland		McMinnville		Salem		Corvallis		Eugene		Bonneville	
1	35	1983	37	1983	38	1973	33	1950	28	1950	31	1950	33	1950	30	1954	40	1950
2	34	1968	35	1954	38	1973	37	1954	29	1954	33	1954	30	1954	32	1954	38	1954
3	34	1989	36	1973	38	1973	38	1964	33	1956	32	1973	31	1916	29	1973	38	1973
4	33	1973	35	1973	38	1973	37	1977	34	1969	32	1934	26	1916	33	1973	40	1973
5	34	1992	34	1974	39	1974	37	1972	29	1956	28	1974	33	1974	33	1972	39	1974
6	38	1970	32	1974	36	1990	37	1974	32	1974	31	1974	30	1913	33	1974	38	1974
7	32	1983	35	1970	36	1990	33	1970	28	1970	29	1970	29	1970	30	1990	35	1970
8	33	1985	33	1961	34	1985	32	1985	26	1960	30	1985	31	1961	29	1985	36	1970
9	31	1985	29	1985	33	1985	30	1985	26	1960	25	1985	31	1912	26	1985	37	1985
10	34	1983	34	1960	32	1985	35	1960	29	1960	32	1929	29	1890	32	1960	38	1985
11	33	1969	37	1990	36	1994	37	1990	32	1981	30	1894	29	1890	32	1994	38	1969
12	34	1981	37	1969	38	1981	39	1994	30	1969	28	1928	33	1894	32	1969	39	1981
13	33	1966	35	1970	36	1985	35	1966	27	1970	25	1899	25	1899	30	1970	37	1959
14	35	1992	35	1974	37	1992	31	1969	29	1969	23	1899	28	1992	29	1969	35	1970
15	32	1992	35	1987	36	1992	33	1992	31	1957	30	1992	27	1890	30	1992	35	1969
16	33	1983	33	1971	35	1971	30	1946	27	1946	23	1902	30	1983	26	1946	35	1971
17	31	1984	32	1971	35	1996	33	1971	28	1971	28	1902	27	1897	26	1971	32	1971
18	33	1987	33	1968	39	1982	31	1949	27	1949	28	1966	27	1949	27	1949	33	1971
19	35	1963	30	1949	37	1974	27	1949	26	1949	27	1982	29	1905	25	1949	29	1949
20	35	1976	33	1973	38	1990	28	1949	26	1961	28	1949	27	1949	24	1949	30	1949
21	33	1957	35	1978	37	1974	30	1949	26	1928	28	1933	24	1933	26	1949	32	1949
22	34	1961	36	1956	38	1995	33	1980	30	1980	28	1981	29	1928	25	1980	32	1949
23	34	1991	35	1954	38	1991	32	1964	28	1945	28	1935	28	1893	28	1935	37	1949
24	32	1954	34	1971	36	1971	30	1958	27	1954	28	1935	28	1945	27	1935	34	1949
25	33	1970	34	1978	36	1971	34	1978	26	1954	29	1978	25	1919	28	1978	34	1972
26	32	1996	32	1970	36	1996	30	1963	28	1964	26	1978	27	1954	26	1954	34	1972
27	29	1971	32	1971	33	1972	31	1970	25	1970	27	1988	26	1919	26	1948	34	1970
28	26	1971	26	1971	27	1971	26	1946	23	1971	24	1971	25	1971	19	1971	29	1971
29	27	1971	25	1971	26	1971	26	1971	24	1970	23	1971	23	1917	22	1971	29	1971
30	29	1972	29	1935	29	1991	27	1991	23	1972	25	1970	27	1972	27	1991	31	1971
31	30	1995	30	1935	33	1995	28	1995	26	1968	24	1995	29	1995	23	1995	33	1971

NOV	Astoria		Newport		Florence		Portland		McMinnville		Salem		Corvallis		Eugene		Bonneville	
1	29	1973	25	1935	29	1995	31	1978	24	1936	14	1935	21	1935	22	1935	35	1956
2	27	1995	22	1935	32	1973	29	1973	14	1936	13	1936	22	1936	16	1935	31	1973
3	29	1995	27	1935	29	1995	29	1973	25	1953	12	1935	15	1935	15	1935	35	1994
4	29	1961	29	1957	31	1994	30	1961	21	1957	16	1935	19	1935	15	1935	32	1973
5	29	1971	29	1971	30	1971	28	1971	24	1971	20	1935	22	1957	20	1935	29	1971
6	30	1957	32	1935	32	1971	27	1971	23	1957	24	1971	23	1957	22	1971	30	1971
7	30	1993	33	1935	34	1993	29	1959	24	1959	21	1936	24	1895	24	1935	33	1973
8	29	1977	31	1977	31	1977	27	1977	23	1936	20	1936	26	1977	24	1936	31	1948
9	29	1978	30	1978	33	1977	28	1959	25	1948	25	1936	26	1959	24	1982	34	1977
10	29	1978	26	1978	29	1985	25	1978	24	1936	23	1936	25	1920	23	1982	34	1986
11	24	1978	25	1978	27	1985	26	1955	25	1982	21	1936	24	1920	20	1978	29	1985
12	21	1955	24	1978	25	1985	19	1978	19	1955	18	1978	23	1978	17	1978	20	1961
13	21	1955	20	1978	24	1978	18	1978	21	1936	15	1978	18	1978	12	1978	21	1955
14	15	1955	22	1978	26	1978	15	1955	12	1955	12	1955	16	1955	18	1955	19	1955
15	17	1955	21	1955	29	1978	13	1955	9	1955	9	1955	14	1955	14	1955	13	1955
16	24	1955	24	1955	33	1991	20	1955	18	1955	19	1955	16	1955	21	1955	14	1955
17	28	1994	24	1955	32	1971	23	1961	22	1961	18	1961	19	1955	18	1955	15	1955
18	24	1994	28	1975	28	1994	25	1985	23	1955	22	1893	24	1955	24	1977	20	1955
19	24	1977	28	1977	27	1977	25	1956	23	1964	19	1977	22	1893	25	1944	20	1955
20	27	1961	27	1961	26	1977	25	1964	22	1961	15	1977	22	1961	24	1977	27	1977
21	25	1985	25	1978	29	1994	23	1952	22	1961	20	1900	25	1922	24	1970	26	1977
22	22	1985	24	1985	29	1994	20	1985	23	1985	20	1985	23	1938	21	1931	23	1985
23	21	1985	21	1985	26	1985	17	1985	18	1985	16	1985	19	1985	18	1985	16	1985
24	19	1985	18	1985	20	1985	13	1985	16	1985	11	1985	16	1985	15	1993	9	1985
25	25	1985	22	1985	23	1985	20	1985	15	1985	12	1985	15	1985	16	1993	10	1985
26	27	1985	30	1976	28	1985	18	1952	25	1961	18	1993	18	1993	15	1952	14	1985
27	25	1976	24	1976	28	1985	20	1952	25	1976	16	1896	15	1952	17	1952	21	1993
28	27	1985	27	1985	26	1976	20	1952	19	1936	14	1896	10	1896	15	1952	16	1985
29	26	1985	23	1985	26	1985	21	1985	20	1985	12	1896	10	1896	16	1985	16	1985
30	24	1985	22	1985	26	1985	22	1985	18	1985	17	1985	15	1896	16	1985	15	1985

DEC	Astoria		Newport		Florence		Portland		McMinnville		Salem		Corvallis		Eugene		Bonneville	
1	22	1985	22	1985	30	1985	20	1985	18	1969	19	1969	20	1985	21	1985	14	1985
2	27	1976	23	1985	31	1986	23	1985	16	1969	18	1969	18	1985	22	1985	11	1985
3	28	1994	28	1992	29	1992	28	1988	17	1969	23	1976	24	1985	24	1976	12	1985
4	24	1994	21	1972	28	1994	23	1972	23	1963	18	1972	21	1919	20	1990	24	1972
5	24	1972	21	1972	22	1972	20	1972	18	1972	19	1992	22	1992	20	1972	19	1972
6	16	1972	18	1972	28	1972	22	1972	18	1972	18	1956	20	1972	15	1972	18	1972
7	10	1972	6	1972	15	1972	17	1972	9	1972	-4	1972	12	1972	-6	1972	16	1972
8	6	1972	1	1972	9	1972	8	1972	4	1972	-12	1972	-7	1972	-12	1972	10	1972
9	17	1972	15	1972	11	1972	15	1972	-5	1972	-5	1972	-6	1972	-5	1972	9	1972
10	15	1972	13	1972	14	1972	16	1972	-5	1972	-2	1972	-2	1972	-7	1972	10	1972
11	25	1972	18	1972	14	1972	16	1972	-1	1972	-3	1972	-4	1972	-5	1972	9	1972
12	12	1972	25	1972	27	1985	14	1972	20	1972	5	1932	-14	1919	6	1932	14	1972
13	11	1972	21	1972	25	1972	18	1972	1	1972	-2	1919	-14	1919	11	1932	12	1972
14	25	1967	23	1967	27	1987	23	1972	10	1972	-6	1919	-10	1919	6	1932	14	1972
15	26	1965	24	1967	20	1972	23	1972	9	1972	11	1932	-5	1919	10	1932	12	1967
16	15	1964	18	1964	29	1989	6	1964	13	1964	10	1964	10	1919	12	1964	13	1964
17	15	1964	14	1964	23	1978	7	1964	6	1964	9	1964	10	1964	10	1964	5	1964
18	25	1992	25	1964	27	1984	11	1964	13	1964	6	1924	5	1924	19	1964	5	1964
19	21	1990	25	1978	23	1984	14	1964	19	1984	11	1924	6	1924	18	1984	8	1964
20	9	1990	11	1990	15	1990	13	1967	17	1984	9	1990	11	1990	8	1990	15	1990
21	6	1990	6	1990	10	1990	12	1990	16	1983	8	1990	8	1990	6	1990	13	1990
22	15	1983	13	1990	11	1990	13	1990	13	1983	7	1990	5	1924	4	1990	10	1990
23	13	1983	12	1983	15	1983	12	1983	11	1983	11	1990	-3	1924	10	1990	8	1983
24	18	1983	13	1983	18	1990	15	1990	11	1983	10	1990	2	1924	9	1990	6	1983
25	24	1987	22	1983	26	1990	19	1990	16	1983	5	1924	-8	1924	15	1990	12	1983
26	24	1985	26	1962	26	1985	22	1983	19	1962	5	1924	-5	1924	18	1985	21	1990
27	23	1985	26	1978	26	1985	23	1971	19	1948	17	1985	8	1924	18	1985	18	1948
28	18	1978	22	1978	26	1978	19	1990	18	1978	15	1985	20	1985	19	1985	19	1948
29	16	1990	5	1937	19	1990	14	1990	21	1955	14	1990	14	1990	12	1978	13	1990
30	19	1990	11	1978	17	1978	8	1968	8	1968	9	1968	11	1968	10	1978	0	1968
31	11	1978	17	1978	10	1978	9	1968	5	1968	8	1968	10	1968	10	1978	0	1968



Greatest Calendar Day Precipitation Records

(Midnight to Midnight)

This page left intentionally blank.

JAN	Astoria		Newport		Florence		Portland		McMinnville		Salem		Corvallis		Eugene		Bonneville	
1	1.67	1964	1.67	1936	1.08	1987	1.03	1987	1.89	1980	1.50	1895	1.31	1997	1.24	1948	2.71	1997
2	1.65	1956	3.11	1956	0.98	1989	1.19	1951	1.85	1951	3.30	1933	3.00	1895	3.39	1933	1.94	1953
3	1.67	1956	1.96	1983	2.70	1978	1.32	1966	1.88	1966	2.68	1895	3.43	1907	3.87	1966	2.50	1994
4	2.11	1954	2.65	1956	2.64	1983	1.93	1956	2.45	1956	1.92	1956	2.38	1966	2.04	1976	1.89	1975
5	1.93	1983	2.16	1983	1.84	1975	0.95	1966	1.57	1975	1.43	1914	1.65	1914	3.08	1977	3.09	1969
6	1.74	1983	2.52	1950	1.85	1990	2.48	1948	1.97	1948	2.42	1948	2.55	1923	3.18	1948	2.32	1983
7	2.15	1983	3.64	1976	3.70	1976	1.47	1953	1.16	1948	1.39	1990	1.46	1948	3.28	1976	2.51	1969
8	1.82	1971	3.68	1959	1.60	1978	1.46	1953	2.14	1989	1.71	1959	1.66	1909	1.81	1959	2.10	1976
9	4.53	1990	2.06	1995	3.26	1995	1.14	1980	1.45	1995	1.24	1968	1.38	1959	1.86	1989	3.48	1953
10	1.25	1991	2.34	1988	2.12	1988	1.35	1979	1.60	1979	1.63	1988	1.53	1950	2.21	1969	2.64	1989
11	0.94	1972	3.12	1972	2.40	1972	1.01	1972	2.70	1972	1.40	1972	2.03	1972	3.00	1959	2.05	1972
12	1.77	1975	2.20	1936	1.54	1995	1.38	1975	1.98	1936	2.15	1895	2.55	1936	1.98	1980	2.00	1974
13	2.88	1975	1.62	1995	2.52	1995	1.28	1980	1.84	1980	1.91	1894	2.60	1974	4.15	1995	2.36	1975
14	2.04	1956	2.62	1938	2.34	1988	1.50	1974	1.92	1988	1.47	1974	1.40	1995	2.12	1974	2.15	1951
15	1.39	1956	1.54	1974	2.71	1974	1.98	1974	1.43	1937	2.63	1974	2.74	1974	4.74	1974	4.12	1956
16	2.39	1982	1.84	1974	2.50	1974	1.13	1982	2.45	1974	1.90	1919	1.95	1974	1.55	1971	2.38	1974
17	1.39	1997	3.70	1953	1.27	1978	1.76	1997	1.12	1941	2.22	1997	2.02	1919	1.83	1964	2.09	1951
18	1.73	1986	2.25	1932	1.82	1996	1.06	1974	1.60	1997	3.86	1911	3.40	1911	1.58	1953	2.68	1953
19	2.23	1967	1.73	1971	2.34	1972	1.27	1968	1.65	1964	1.74	1964	2.25	1911	3.77	1964	2.07	1953
20	1.69	1972	3.18	1972	2.20	1972	1.73	1972	2.40	1972	3.07	1972	2.00	1964	4.26	1972	1.84	1967
21	3.33	1954	1.97	1938	1.57	1972	1.10	1943	1.16	1996	1.35	1919	2.71	1972	1.74	1993	2.65	1972
22	2.80	1953	3.05	1982	1.04	1982	2.03	1970	1.53	1954	1.47	1970	0.80	1993	1.47	1970	2.84	1954
23	3.84	1982	2.79	1965	3.02	1982	1.48	1965	1.65	1965	1.80	1965	1.51	1970	1.82	1965	3.26	1970
24	2.33	1964	2.15	1964	1.03	1982	1.20	1964	1.50	1964	2.00	1903	1.22	1996	1.24	1996	2.36	1959
25	2.88	1971	1.65	1987	1.47	1975	1.54	1964	2.28	1971	1.87	1920	1.73	1970	1.68	1970	3.62	1975
26	1.73	1970	1.82	1970	1.90	1983	1.05	1956	0.80	1940	0.97	1970	1.60	1954	1.53	1950	2.82	1997
27	1.68	1992	3.54	1965	1.62	1990	1.56	1954	1.59	1954	2.30	1967	1.69	1959	2.66	1954	1.96	1970
28	2.51	1965	4.60	1965	1.10	1995	1.20	1990	1.43	1965	1.49	1990	4.28	1965	1.57	1990	2.00	1965
29	0.86	1965	1.43	1965	0.97	1988	0.67	1958	0.91	1958	1.40	1958	1.85	1890	2.06	1958	3.40	1997
30	1.03	1974	3.17	1997	1.20	1995	1.14	1997	0.80	1995	1.64	1997	0.75	1990	1.57	1961	1.62	1965
31	2.70	1987	1.72	1961	1.10	1995	2.33	1987	1.92	1997	1.73	1987	1.83	1997	1.50	1969	1.89	1995

FEB	Astoria		Newport		Florence		Portland		McMinnville		Salem		Corvallis		Eugene		Bonneville	
1	0.85	1980	1.63	1987	1.08	1980	1.15	1961	2.05	1987	2.99	1937	2.00	1890	2.29	1937	2.99	1987
2	1.51	1963	1.41	1968	1.40	1991	1.13	1968	1.89	1968	1.12	1991	2.00	1890	0.82	1953	1.53	1961
3	1.94	1968	2.00	1952	1.29	1990	0.68	1952	0.89	1938	0.97	1990	1.51	1890	1.13	1952	2.04	1953
4	1.03	1965	1.65	1971	1.01	1974	0.82	1942	1.25	1940	1.42	1937	1.96	1926	1.26	1951	1.31	1952
5	0.84	1957	1.68	1940	1.17	1981	1.54	1946	1.23	1940	2.17	1996	1.00	1908	0.98	1996	1.19	1991
6	2.37	1996	3.08	1996	0.66	1983	2.16	1996	3.50	1996	2.80	1943	3.26	1996	2.89	1996	2.78	1996
7	2.11	1996	2.93	1996	2.12	1979	1.90	1996	2.40	1996	2.32	1996	2.39	1996	3.69	1996	3.75	1996
8	3.71	1996	2.34	1996	2.03	1996	1.86	1996	2.40	1996	1.57	1996	1.34	1922	1.58	1996	3.53	1996
9	2.72	1990	2.69	1961	1.29	1983	1.51	1949	1.72	1983	2.35	1961	2.56	1919	2.39	1961	2.52	1996
10	1.45	1990	1.84	1961	1.59	1979	1.72	1961	2.79	1949	2.08	1961	2.76	1961	3.87	1961	3.54	1961
11	1.12	1975	1.54	1958	0.57	1975	0.78	1954	1.33	1943	1.00	1958	1.20	1979	1.86	1986	1.43	1961
12	1.80	1984	1.85	1984	3.15	1986	1.21	1954	2.05	1954	1.25	1954	1.60	1891	3.43	1984	1.67	1981
13	2.31	1994	2.20	1959	2.27	1984	0.90	1959	1.10	1954	1.35	1982	2.22	1984	2.08	1982	1.82	1984
14	1.44	1960	2.46	1939	1.79	1982	0.76	1947	1.27	1939	1.28	1904	2.09	1959	1.55	1982	2.19	1982
15	2.80	1970	1.38	1970	1.73	1990	1.11	1970	0.94	1986	1.58	1904	1.68	1904	2.70	1958	1.00	1972
16	2.32	1989	3.18	1986	1.45	1976	1.42	1970	1.53	1970	2.24	1970	1.93	1970	1.45	1970	2.03	1981
17	1.52	1958	3.26	1995	2.31	1983	1.78	1949	2.33	1949	2.95	1949	2.13	1949	2.30	1983	2.31	1986
18	1.67	1968	1.86	1980	1.83	1996	1.38	1968	2.00	1992	1.84	1949	1.68	1995	2.10	1974	3.16	1949
19	2.45	1991	3.09	1968	2.07	1996	1.27	1968	2.90	1968	1.50	1968	1.57	1968	1.78	1992	3.00	1968
20	2.30	1961	2.36	1982	1.70	1982	1.71	1982	2.00	1982	2.05	1956	1.41	1921	2.08	1956	2.03	1968
21	1.85	1961	1.39	1948	1.01	1974	0.77	1949	1.88	1948	1.16	1936	2.17	1956	1.51	1948	1.82	1961
22	1.33	1986	1.78	1957	2.45	1986	1.09	1957	1.11	1949	1.40	1936	1.97	1986	2.18	1986	1.87	1949
23	2.62	1986	1.73	1950	2.19	1986	1.07	1950	1.42	1986	0.96	1996	1.52	1986	1.92	1996	3.21	1986
24	2.46	1961	2.23	1958	1.17	1994	1.89	1994	2.00	1994	1.71	1976	1.29	1926	1.76	1958	2.67	1950
25	1.07	1963	1.39	1957	1.47	1976	1.30	1957	1.04	1958	0.87	1957	2.03	1976	1.01	1957	2.24	1994
26	1.55	1980	1.23	1982	0.78	1976	0.57	1946	0.89	1974	0.93	1904	1.17	1919	1.30	1974	1.90	1957
27	1.06	1972	1.60	1976	1.23	1972	1.32	1976	1.81	1972	1.01	1946	1.28	1971	1.21	1972	1.20	1965
28	1.17	1974	1.70	1974	1.96	1974	0.68	1955	1.30	1940	1.60	1899	1.20	1899	1.13	1977	1.60	1975
29	0.92	1964	0.70	1964	0.25	1972	0.25	1952	0.51	1992	0.50	1940	0.77	1904	0.27	1972	1.55	1972

MARCH	Astoria		Newport		Florence		Portland		McMinnville		Salem		Corvallis		Eugene		Bonneville	
1	1.84	1997	2.19	1972	1.87	1972	1.01	1997	1.10	1972	1.22	1997	1.01	1977	1.91	1972	1.64	1955
2	1.42	1987	1.35	1956	2.25	1972	0.53	1991	1.13	1987	0.93	1991	1.46	1972	1.09	1947	2.76	1972
3	1.68	1987	3.07	1987	2.27	1987	1.26	1987	1.61	1987	1.20	1916	1.62	1916	1.13	1956	1.80	1950
4	1.46	1979	1.18	1979	1.65	1996	0.76	1996	0.82	1956	0.80	1996	1.52	1902	1.14	1995	1.92	1979
5	1.45	1972	1.77	1974	2.14	1974	0.92	1989	0.95	1989	1.21	1902	0.76	1919	1.81	1989	1.60	1971
6	1.55	1957	1.49	1957	1.90	1983	0.89	1970	1.45	1932	0.84	1966	1.37	1916	1.02	1957	2.05	1989
7	2.50	1956	2.82	1957	1.46	1977	1.00	1957	0.90	1957	1.41	1957	0.80	1986	1.22	1957	4.00	1957
8	1.32	1957	1.80	1966	0.82	1995	0.97	1954	2.50	1951	1.22	1894	1.10	1951	1.20	1960	1.39	1954
9	1.32	1995	2.44	1954	2.49	1995	1.27	1983	1.60	1966	1.87	1966	1.67	1966	1.30	1983	1.82	1966
10	1.05	1971	1.35	1972	1.38	1990	0.59	1997	1.50	1995	0.99	1997	1.46	1907	0.75	1971	1.14	1983
11	1.09	1991	1.28	1991	1.11	1977	0.82	1971	1.67	1928	1.02	1928	0.97	1961	1.12	1971	1.36	1971
12	0.83	1972	1.77	1946	1.85	1987	0.84	1989	1.36	1946	1.47	1946	1.38	1946	1.74	1989	1.26	1971
13	1.15	1968	1.99	1961	1.62	1980	1.02	1961	0.86	1961	0.82	1961	0.70	1902	1.67	1980	1.10	1951
14	1.11	1961	2.60	1967	3.00	1974	0.83	1967	0.97	1966	0.86	1974	1.11	1980	1.69	1974	1.40	1961
15	1.61	1997	1.98	1968	0.67	1989	0.88	1946	1.38	1946	1.69	1894	1.74	1908	0.99	1993	1.43	1974
16	1.09	1974	2.15	1932	0.89	1974	0.97	1992	1.22	1950	1.24	1938	1.38	1921	1.38	1993	0.87	1953
17	0.90	1975	1.03	1932	0.75	1975	0.58	1949	0.97	1932	1.57	1921	1.02	1993	1.46	1945	1.92	1950
18	2.24	1997	2.73	1938	1.21	1975	0.69	1997	1.96	1938	1.54	1938	1.67	1938	1.20	1975	1.99	1975
19	2.53	1997	1.38	1961	1.45	1973	0.63	1997	0.80	1961	0.80	1899	0.80	1973	1.27	1938	1.23	1975
20	0.92	1966	1.04	1966	1.19	1995	0.53	1964	0.68	1945	0.89	1935	1.05	1895	0.90	1945	0.98	1975
21	0.92	1955	1.14	1962	1.30	1975	1.36	1948	0.91	1948	1.67	1948	0.96	1905	0.98	1975	0.88	1957
22	2.20	1993	1.69	1993	1.37	1976	0.96	1993	1.18	1972	1.29	1993	1.10	1938	1.10	1976	1.30	1953
23	0.98	1985	2.43	1952	1.71	1993	0.62	1986	1.04	1985	1.35	1938	1.05	1907	1.39	1985	2.71	1993
24	1.73	1988	1.18	1988	1.23	1988	0.83	1948	1.30	1976	1.28	1962	0.88	1976	1.99	1976	1.63	1952
25	1.22	1978	1.33	1962	1.65	1989	1.23	1962	0.81	1959	1.83	1935	1.51	1988	1.56	1962	1.70	1988
26	1.34	1988	1.61	1940	1.30	1984	0.57	1985	1.46	1940	1.52	1940	1.89	1916	1.42	1962	1.84	1965
27	2.05	1968	2.25	1934	1.00	1982	0.82	1974	1.52	1936	1.37	1940	1.35	1940	1.10	1974	1.07	1988
28	1.94	1955	2.81	1943	0.95	1974	1.25	1943	1.47	1943	1.90	1934	1.61	1974	1.32	1974	0.83	1963
29	1.26	1983	1.28	1983	0.78	1983	1.54	1983	1.76	1963	2.00	1963	1.86	1963	2.21	1963	1.51	1963
30	1.31	1981	3.34	1931	1.01	1974	0.78	1943	1.17	1963	1.25	1963	1.90	1963	1.59	1994	1.88	1983
31	1.27	1959	4.36	1931	1.73	1974	1.47	1943	2.22	1943	1.72	1931	1.76	1943	0.88	1976	0.94	1957

APRIL	Astoria		Newport		Florence		Portland		McMinnville		Salem		Corvallis		Eugene		Bonneville	
1	0.93	1961	0.72	1955	0.62	1981	0.39	1996	1.13	1931	1.60	1931	1.13	1934	1.07	1931	1.25	1950
2	1.01	1954	1.23	1958	1.14	1993	0.80	1988	0.85	1958	0.76	1901	0.68	1983	1.18	1982	1.09	1974
3	1.69	1991	0.85	1975	1.43	1993	0.68	1993	0.71	1954	0.83	1928	0.66	1954	0.95	1993	1.95	1993
4	2.73	1991	1.90	1991	0.69	1978	0.78	1991	1.23	1991	0.75	1919	0.85	1901	0.45	1941	0.93	1963
5	0.78	1963	1.46	1991	1.17	1972	0.74	1991	1.97	1991	1.23	1901	0.83	1991	1.09	1972	1.62	1957
6	1.23	1962	0.85	1970	1.21	1980	0.49	1980	0.71	1980	0.89	1980	0.88	1902	1.12	1980	0.88	1954
7	1.00	1972	1.31	1931	0.97	1984	1.20	1984	1.01	1984	1.08	1945	0.77	1907	1.29	1995	1.34	1962
8	1.43	1993	1.24	1971	1.43	1972	0.69	1971	0.76	1972	1.14	1971	0.92	1972	1.45	1971	1.29	1984
9	1.46	1971	2.49	1971	2.00	1992	1.17	1971	1.62	1971	1.54	1971	1.83	1971	1.79	1992	1.75	1971
10	0.65	1955	0.80	1955	0.73	1987	0.42	1982	1.15	1970	1.01	1984	1.10	1914	1.19	1982	4.85	1981
11	1.21	1966	1.31	1966	1.02	1982	0.57	1982	1.03	1982	0.86	1981	0.78	1982	1.43	1981	0.92	1966
12	1.16	1954	1.68	1955	1.42	1995	1.23	1955	1.40	1955	1.58	1955	0.74	1996	0.87	1955	1.10	1966
13	0.61	1967	1.51	1937	1.75	1982	0.75	1982	1.49	1937	2.21	1937	2.06	1937	2.05	1982	1.07	1995
14	1.10	1968	1.82	1937	0.94	1978	0.68	1960	1.54	1929	1.39	1929	1.14	1929	0.88	1978	0.98	1982
15	1.20	1958	1.04	1958	0.87	1975	0.45	1958	0.78	1982	0.80	1925	1.00	1895	1.01	1937	0.94	1982
16	1.19	1973	1.64	1932	1.05	1986	0.71	1992	0.43	1973	0.80	1925	0.59	1963	1.03	1979	0.85	1958
17	0.80	1958	1.67	1978	1.09	1993	0.55	1987	0.71	1958	1.36	1908	1.06	1908	0.56	1958	1.60	1992
18	1.69	1970	0.73	1963	1.35	1978	0.55	1970	0.40	1996	0.56	1911	0.65	1925	0.57	1967	0.69	1992
19	2.42	1965	1.81	1965	0.70	1984	1.01	1965	0.98	1965	1.01	1997	0.82	1965	0.95	1997	2.04	1965
20	0.67	1972	1.29	1958	1.02	1980	0.59	1958	0.68	1980	0.72	1988	0.82	1917	0.96	1980	2.40	1958
21	0.69	1978	1.49	1961	0.78	1980	1.25	1988	0.57	1961	0.53	1916	0.58	1898	0.61	1988	1.18	1988
22	2.16	1996	1.43	1935	1.55	1978	1.20	1996	0.66	1990	0.96	1996	0.80	1891	0.84	1978	1.37	1955
23	1.79	1996	1.74	1996	1.60	1996	0.77	1996	1.50	1996	0.74	1996	0.70	1996	1.57	1996	1.75	1990
24	0.89	1975	1.60	1975	1.22	1975	0.54	1970	0.76	1996	0.98	1892	1.10	1896	0.63	1975	2.24	1996
25	0.73	1990	0.67	1967	0.79	1990	1.00	1989	0.47	1991	0.43	1967	0.47	1906	0.66	1970	0.80	1969
26	0.84	1962	1.44	1962	0.38	1991	0.45	1978	0.72	1996	0.81	1894	0.62	1899	0.62	1953	0.87	1970
27	1.12	1962	2.46	1990	3.48	1990	1.03	1962	1.76	1962	0.91	1961	1.37	1962	1.32	1962	1.85	1962
28	0.80	1997	0.71	1969	0.84	1972	0.60	1969	0.55	1951	0.69	1969	0.71	1995	0.97	1969	1.68	1990
29	0.70	1959	1.74	1992	0.43	1992	0.62	1992	0.40	1961	0.90	1896	0.55	1995	0.94	1992	0.95	1951
30	0.61	1965	0.99	1940	1.05	1992	0.58	1952	1.23	1940	0.45	1940	0.60	1940	1.78	1936	1.02	1993

MAY	Astoria		Newport		Florence		Portland		McMinnville		Salem		Corvallis		Eugene		Bonneville	
1	0.83	1984	1.18	1984	1.80	1984	1.15	1949	1.24	1949	1.30	1949	1.03	1949	1.47	1949	1.24	1949
2	0.94	1975	1.65	1949	0.53	1988	0.71	1975	0.80	1977	0.78	1975	1.30	1896	0.74	1975	1.83	1949
3	0.85	1993	0.91	1948	1.25	1975	0.66	1948	1.05	1948	1.26	1948	1.10	1975	0.86	1993	1.28	1962
4	1.60	1979	1.31	1979	0.80	1979	0.74	1979	0.81	1941	0.88	1941	0.76	1941	0.74	1979	1.02	1977
5	0.80	1966	2.15	1963	1.15	1979	1.07	1948	0.92	1940	1.47	1963	1.03	1940	1.57	1963	1.25	1979
6	0.62	1988	1.45	1988	0.65	1991	0.80	1963	1.20	1963	1.09	1963	1.58	1963	1.38	1963	1.11	1963
7	1.09	1983	1.44	1991	1.10	1991	0.81	1991	0.64	1946	0.89	1991	1.12	1963	0.47	1983	1.40	1960
8	0.73	1983	0.90	1970	1.61	1991	0.51	1970	1.63	1957	0.81	1957	0.68	1916	0.38	1933	1.46	1991
9	0.53	1961	0.49	1983	1.32	1983	0.45	1956	0.42	1970	0.61	1967	0.59	1957	0.78	1967	0.83	1962
10	0.64	1978	0.98	1937	0.36	1986	0.40	1977	0.54	1937	0.78	1896	1.00	1896	0.67	1961	0.80	1970
11	0.70	1987	0.42	1995	0.68	1978	0.29	1987	0.41	1945	0.91	1937	0.56	1995	1.01	1937	0.70	1974
12	0.77	1978	0.67	1987	0.51	1987	0.49	1988	0.65	1945	0.68	1945	0.53	1945	0.70	1945	0.87	1987
13	0.76	1978	2.08	1978	0.96	1978	1.08	1978	1.19	1978	1.19	1978	0.90	1902	0.98	1969	0.62	1986
14	0.93	1959	1.19	1978	2.16	1978	0.70	1959	0.70	1978	1.30	1902	1.07	1978	0.96	1936	1.80	1978
15	0.51	1971	0.76	1945	0.50	1978	0.59	1942	0.76	1942	0.86	1945	0.73	1893	0.62	1994	0.98	1981
16	0.72	1960	0.76	1994	1.24	1974	1.34	1945	0.80	1971	1.36	1972	0.70	1972	1.94	1972	0.90	1974
17	1.32	1989	1.50	1957	0.55	1972	1.20	1991	1.76	1972	1.76	1991	1.05	1991	0.63	1976	1.01	1960
18	1.07	1953	1.25	1953	0.66	1981	0.53	1981	0.81	1996	0.58	1953	0.94	1957	0.60	1969	0.85	1960
19	1.60	1960	1.85	1936	0.60	1993	1.47	1968	0.89	1968	0.80	1968	0.73	1996	0.57	1965	0.98	1969
20	1.18	1990	1.20	1960	0.89	1986	0.55	1961	0.41	1968	0.69	1912	0.46	1968	0.59	1932	1.92	1960
21	1.04	1990	0.74	1990	0.75	1986	0.44	1996	0.63	1930	0.81	1996	0.77	1939	0.67	1996	0.86	1972
22	0.54	1984	0.96	1953	0.72	1984	0.78	1984	0.77	1984	0.68	1942	0.64	1939	0.85	1942	1.12	1996
23	1.48	1973	1.00	1973	1.09	1973	0.96	1997	0.44	1973	0.80	1893	0.67	1984	0.60	1953	1.37	1984
24	0.93	1974	0.79	1980	0.72	1981	0.64	1973	0.53	1989	1.00	1899	0.43	1989	0.86	1993	0.68	1951
25	0.69	1977	1.12	1984	0.65	1989	0.63	1989	0.88	1968	0.88	1895	0.94	1895	0.86	1960	0.94	1973
26	0.48	1977	1.11	1961	0.82	1971	0.93	1953	0.55	1953	1.32	1895	0.64	1971	0.80	1993	1.35	1984
27	0.91	1969	0.50	1989	0.80	1989	0.59	1990	0.50	1928	0.42	1895	1.00	1898	0.53	1948	1.24	1953
28	0.41	1976	0.98	1988	1.01	1988	0.80	1985	0.99	1948	0.50	1895	0.37	1977	0.59	1993	0.79	1988
29	1.25	1969	1.47	1969	0.32	1991	0.57	1996	0.35	1991	0.57	1932	0.68	1932	1.46	1932	0.80	1987
30	0.97	1987	1.06	1987	0.76	1987	0.58	1943	0.60	1987	1.01	1894	0.53	1943	0.86	1932	1.90	1969
31	1.74	1968	1.17	1977	1.22	1988	1.45	1997	0.76	1977	1.56	1997	0.93	1956	1.20	1997	1.02	1987

JUNE	Astoria		Newport		Florence		Portland		McMinnville		Salem		Corvallis		Eugene		Bonville	
1	2.07	1968	3.51	1968	1.42	1993	0.97	1968	0.73	1988	0.73	1993	0.70	1988	0.88	1967	0.73	1988
2	0.85	1962	1.39	1968	0.60	1988	0.46	1962	0.47	1988	0.44	1962	0.38	1947	0.48	1958	1.00	1968
3	0.96	1974	1.24	1947	0.47	1990	0.70	1997	0.72	1947	0.50	1894	0.60	1894	0.45	1977	0.62	1990
4	1.34	1974	1.39	1959	1.15	1984	0.79	1984	0.73	1984	1.11	1993	1.00	1984	0.50	1964	1.29	1977
5	0.61	1981	1.12	1993	2.20	1993	0.46	1942	0.19	1981	0.75	1993	0.85	1993	1.17	1993	1.35	1959
6	1.48	1985	3.29	1985	2.70	1985	1.70	1958	1.07	1985	1.63	1985	0.77	1984	1.28	1984	1.55	1958
7	1.60	1988	1.93	1985	1.97	1985	1.02	1981	1.07	1985	1.11	1981	1.33	1985	1.02	1985	2.53	1985
8	1.42	1981	2.21	1933	1.17	1981	0.59	1981	0.55	1954	0.89	1927	1.68	1927	1.34	1981	2.74	1981
9	0.69	1993	0.96	1947	0.60	1972	0.72	1950	0.57	1947	1.04	1933	0.63	1954	0.68	1972	1.01	1981
10	0.64	1983	0.48	1978	1.00	1983	0.66	1948	0.39	1950	1.60	1950	0.42	1983	0.87	1937	1.23	1983
11	0.85	1959	0.60	1965	0.30	1993	0.47	1952	0.56	1952	1.00	1910	0.94	1910	0.98	1937	0.68	1990
12	0.70	1973	0.57	1982	0.22	1990	0.50	1982	0.64	1982	0.53	1912	0.70	1912	0.33	1981	0.72	1993
13	0.94	1957	0.64	1980	0.60	1978	0.89	1980	0.82	1980	0.80	1980	0.44	1981	0.78	1980	0.92	1980
14	0.94	1957	0.78	1994	0.73	1995	0.55	1978	0.60	1952	1.26	1957	0.64	1992	0.95	1952	0.87	1994
15	1.11	1954	0.85	1939	0.44	1979	0.56	1954	0.68	1929	0.83	1906	1.03	1906	0.85	1936	1.20	1954
16	0.73	1973	0.80	1979	0.73	1973	0.49	1973	0.40	1947	0.57	1979	0.90	1894	0.49	1931	0.68	1964
17	0.66	1964	1.80	1937	0.34	1983	0.58	1943	0.44	1973	0.72	1894	1.32	1931	0.45	1931	0.92	1973
18	0.60	1981	0.81	1995	0.94	1983	0.22	1971	0.63	1937	1.47	1931	0.45	1937	0.40	1964	0.90	1996
19	1.07	1954	1.42	1937	0.57	1981	0.43	1991	0.41	1937	0.80	1913	1.06	1937	0.49	1943	0.88	1981
20	0.71	1991	1.31	1937	0.44	1982	1.46	1984	0.90	1991	1.28	1984	0.87	1995	0.86	1937	0.92	1989
21	0.90	1997	0.68	1937	0.35	1987	0.44	1967	0.65	1984	1.22	1937	0.94	1984	0.71	1967	1.02	1984
22	0.86	1969	0.94	1943	0.47	1993	0.47	1993	0.94	1967	0.66	1913	0.80	1913	0.33	1963	0.66	1968
23	0.67	1969	1.65	1969	0.61	1996	0.87	1969	0.81	1969	0.87	1969	0.76	1969	0.60	1969	0.60	1969
24	1.23	1973	1.33	1973	0.31	1996	0.82	1971	0.74	1958	1.04	1971	0.54	1914	0.87	1971	0.93	1969
25	0.53	1973	0.84	1942	1.70	1971	0.29	1973	0.80	1996	0.80	1913	1.02	1971	1.12	1942	1.44	1971
26	0.74	1984	0.94	1969	0.60	1982	0.58	1969	0.46	1931	0.87	1969	0.48	1911	1.04	1982	1.48	1949
27	0.70	1966	0.49	1955	0.40	1974	0.37	1955	0.18	1955	0.44	1955	0.52	1969	0.64	1969	0.58	1975
28	1.06	1955	0.70	1984	0.30	1982	0.63	1955	0.42	1955	0.46	1952	0.52	1955	1.56	1952	0.45	1966
29	0.50	1963	0.59	1989	0.77	1984	0.37	1984	0.63	1992	0.73	1958	2.14	1952	1.10	1952	0.60	1988
30	1.05	1989	0.55	1989	0.40	1983	0.81	1954	0.29	1954	0.62	1976	0.50	1916	0.41	1983	0.79	1952

JULY	Astoria		Newport		Florence		Portland		McMinnville		Salem		Corvallis		Eugene		Bonneville	
1	0.56	1983	1.02	1983	0.92	1983	0.28	1983	0.84	1966	0.54	1897	0.88	1983	0.96	1983	0.88	1979
2	0.28	1966	0.69	1966	0.17	1983	0.81	1966	0.25	1975	0.98	1916	0.47	1902	0.69	1990	1.26	1983
3	0.53	1980	0.84	1939	0.31	1996	0.25	1986	0.20	1939	0.50	1907	0.50	1913	0.36	1939	0.86	1966
4	0.19	1963	1.45	1986	0.72	1986	0.16	1992	1.05	1986	0.86	1986	0.84	1986	0.92	1992	0.52	1986
5	0.31	1961	0.37	1959	0.15	1992	0.48	1992	0.62	1961	1.12	1909	0.34	1961	0.38	1992	0.79	1992
6	0.48	1959	0.36	1959	0.18	1983	0.20	1963	0.14	1948	0.76	1909	0.81	1909	0.12	1948	0.64	1951
7	1.72	1976	0.91	1976	0.20	1982	0.45	1976	0.22	1963	0.41	1923	0.41	1923	0.24	1983	0.59	1981
8	1.03	1997	0.72	1946	0.79	1976	0.89	1946	0.83	1946	0.69	1946	0.57	1946	0.46	1946	0.78	1976
9	0.50	1974	0.53	1974	0.60	1974	1.06	1995	0.25	1943	0.23	1974	0.87	1974	0.61	1995	0.32	1974
10	0.91	1986	0.48	1936	0.24	1986	0.63	1986	0.35	1936	0.21	1942	0.23	1979	0.22	1936	0.76	1954
11	0.43	1968	0.72	1942	0.16	1986	0.32	1988	0.18	1976	0.28	1942	0.12	1936	0.17	1976	0.60	1972
12	1.10	1983	0.20	1983	0.06	1983	0.06	1988	0.03	1976	Trace	1988	0.06	1925	0.01	1947	0.17	1983
13	1.25	1983	0.78	1983	0.58	1982	0.15	1957	0.03	1939	0.40	1920	0.41	1920	0.40	1982	0.75	1983
14	1.06	1957	0.89	1964	0.21	1983	0.50	1942	0.62	1964	0.34	1964	0.30	1982	0.18	1964	1.60	1983
15	0.38	1978	0.62	1978	0.23	1991	0.80	1978	0.10	1964	0.84	1978	0.49	1916	0.40	1978	0.72	1964
16	0.95	1974	0.68	1974	0.57	1989	0.81	1989	0.22	1942	0.83	1916	1.08	1916	0.56	1974	0.63	1978
17	1.06	1974	1.20	1974	1.65	1983	0.64	1993	0.54	1977	0.33	1974	0.43	1974	0.49	1996	1.51	1989
18	1.19	1996	1.42	1987	0.77	1987	0.63	1987	0.95	1987	1.80	1987	0.67	1996	2.41	1987	0.62	1974
19	0.57	1983	0.30	1949	0.50	1987	0.89	1983	0.89	1983	0.35	1983	1.26	1987	0.09	1945	0.37	1996
20	0.53	1954	0.43	1954	0.17	1976	0.84	1954	0.27	1965	0.14	1965	0.20	1968	0.22	1965	0.48	1968
21	0.42	1993	0.68	1945	0.06	1993	0.51	1945	0.27	1945	0.43	1940	0.26	1934	0.61	1993	0.74	1954
22	0.40	1993	0.50	1993	1.78	1993	0.05	1963	0.07	1993	0.09	1934	0.41	1993	0.20	1934	0.38	1963
23	0.08	1957	0.24	1949	0.10	1993	0.06	1959	0.03	1948	0.60	1918	0.29	1918	0.01	1993	0.27	1993
24	0.20	1991	0.14	1947	0.04	1991	0.51	1949	0.30	1991	0.10	1912	0.15	1912	0.05	1947	0.67	1949
25	0.65	1955	0.45	1984	0.12	1992	0.42	1983	0.10	1983	0.08	1909	0.20	1984	0.27	1984	0.38	1949
26	0.80	1955	0.62	1940	0.08	1995	0.52	1947	0.49	1978	0.41	1947	0.42	1947	0.88	1947	0.33	1955
27	0.33	1983	0.40	1935	0.05	1983	0.25	1947	0.43	1947	0.67	1947	0.47	1947	1.36	1947	0.40	1955
28	0.13	1975	0.57	1950	0.11	1983	0.36	1993	0.28	1950	0.27	1975	1.75	1947	0.57	1975	0.63	1948
29	0.30	1955	0.30	1940	0.10	1975	0.14	1993	0.30	1975	0.01	1993	0.32	1975	0.18	1974	0.40	1993
30	0.78	1985	0.61	1985	0.43	1985	0.52	1982	0.10	1993	0.31	1985	0.07	1947	0.58	1985	0.15	1993
31	0.56	1964	0.15	1964	0.68	1985	0.38	1985	0.48	1989	0.51	1989	0.52	1985	0.79	1985	0.18	1985


AUG	Astoria		Newport		Florence		Portland		McMinnville		Salem		Corvallis		Eugene		Bonneville	
1	0.42	1989	0.34	1964	0.00	1996	0.39	1989	0.16	1989	0.60	1896	0.52	1896	0.37	1989	0.52	1964
2	1.64	1956	0.43	1934	0.00	1996	0.54	1956	0.11	1956	0.11	1956	0.33	1989	0.24	1962	1.17	1989
3	0.36	1962	0.67	1962	0.05	1981	0.41	1962	0.30	1962	0.24	1962	0.46	1947	0.35	1962	1.41	1956
4	0.09	1962	0.66	1953	0.42	1976	0.05	1943	0.33	1953	0.22	1953	0.42	1933	0.31	1943	0.57	1962
5	0.09	1962	0.30	1934	0.08	1994	0.26	1943	0.35	1943	0.18	1933	0.35	1943	0.34	1957	1.36	1969
6	0.83	1995	0.46	1957	0.08	1992	0.94	1976	0.11	1949	0.27	1976	0.19	1957	0.10	1962	0.27	1953
7	0.49	1985	0.29	1962	0.29	1992	0.63	1976	0.43	1962	0.24	1976	0.28	1907	0.47	1962	0.76	1992
8	1.27	1994	0.28	1957	0.10	1975	0.08	1985	0.24	1985	0.24	1912	0.21	1907	0.02	1989	0.95	1976
9	0.10	1964	0.14	1991	0.24	1991	0.41	1982	0.35	1947	0.23	1947	0.33	1932	0.25	1947	0.05	1985
10	0.25	1957	0.20	1995	0.20	1995	0.36	1957	0.35	1943	0.25	1932	0.09	1932	0.03	1982	0.19	1965
11	0.45	1978	0.50	1949	0.80	1982	0.36	1982	0.07	1941	0.75	1922	0.55	1922	0.39	1965	0.44	1995
12	0.75	1965	0.19	1962	0.10	1978	0.38	1978	0.30	1965	0.22	1908	0.43	1965	0.19	1978	0.34	1978
13	0.76	1976	0.44	1968	0.40	1976	0.34	1987	0.10	1979	0.59	1922	0.58	1899	0.44	1968	0.80	1978
14	0.25	1993	0.30	1935	0.72	1976	0.26	1948	0.31	1968	0.35	1948	0.25	1976	0.70	1976	0.55	1968
15	0.65	1976	0.66	1978	0.48	1976	0.73	1976	0.54	1976	0.41	1976	0.45	1912	0.64	1978	0.60	1978
16	0.52	1976	0.35	1988	0.23	1976	0.46	1972	0.31	1978	0.60	1918	0.88	1979	1.41	1972	0.48	1978
17	0.36	1990	0.61	1968	0.42	1990	0.90	1948	0.37	1948	0.53	1926	0.57	1976	1.07	1990	1.06	1995
18	0.58	1968	0.87	1968	0.33	1975	0.45	1968	0.37	1975	0.51	1926	0.70	1926	0.46	1979	0.41	1968
19	0.55	1965	0.54	1968	0.60	1979	1.20	1968	0.65	1968	0.38	1965	0.47	1968	1.52	1993	0.70	1968
20	0.32	1997	0.82	1978	0.45	1978	0.55	1997	0.10	1968	0.50	1899	0.46	1899	0.67	1997	0.45	1965
21	0.46	1960	0.61	1943	0.24	1971	0.27	1971	0.56	1960	0.56	1943	0.32	1943	1.88	1979	0.48	1978
22	0.31	1968	0.47	1968	0.98	1989	0.69	1975	0.32	1968	0.71	1925	1.24	1979	0.40	1937	0.98	1960
23	1.50	1968	1.72	1968	0.51	1975	1.20	1977	1.20	1968	0.92	1968	0.41	1968	0.86	1968	1.22	1975
24	1.58	1953	0.86	1973	1.24	1977	0.89	1973	0.70	1977	1.07	1968	1.35	1968	0.82	1968	1.00	1968
25	0.36	1977	1.05	1977	0.34	1978	1.47	1977	0.96	1977	0.51	1977	1.29	1968	0.58	1968	0.85	1968
26	1.01	1997	0.60	1941	0.01	1977	0.44	1953	0.70	1953	0.70	1926	0.83	1953	0.31	1997	2.08	1956
27	1.09	1975	0.99	1968	0.70	1975	0.42	1975	0.17	1941	0.52	1941	0.33	1941	0.73	1975	1.00	1968
28	0.74	1983	0.68	1953	0.75	1979	0.61	1983	0.55	1983	0.61	1983	0.54	1975	1.21	1983	0.78	1968
29	1.02	1977	0.53	1975	0.90	1983	1.13	1983	0.44	1982	0.98	1983	1.48	1983	1.17	1983	0.61	1991
30	1.18	1954	0.74	1954	1.05	1971	0.64	1954	0.47	1983	0.40	1896	0.70	1990	0.36	1983	0.95	1982
31	0.94	1961	0.85	1939	1.45	1971	0.52	1961	0.47	1939	1.14	1971	0.69	1939	0.76	1971	1.21	1980

SEPT	Astoria		Newport		Florence		Portland		McMinnville		Salem		Corvallis		Eugene		Bonneville		
1	1.14	1971	1.33	1941	0.66	1979	1.48	1971	1.80	1971	1.36	1971	1.35	1941	1.32	1979	1.52	1961	
2	0.42	1977	0.81	1971	1.31	1979	0.86	1979	0.45	1971	1.36	1979	0.95	1979	1.74	1941	1.88	1971	
3	1.83	1979	0.71	1945	0.60	1978	1.18	1945	0.54	1945	0.78	1927	0.86	1979	0.56	1960	0.80	1979	
4	1.68	1959	1.26	1945	0.49	1978	1.00	1959	1.61	1945	0.84	1913	1.22	1911	0.38	1978	0.62	1994	
5	0.92	1984	1.60	1931	0.48	1984	0.65	1984	0.43	1984	2.11	1911	0.70	1919	0.62	1984	1.27	1959	
6	1.13	1984	0.77	1947	0.13	1973	0.60	1973	0.62	1931	0.82	1919	0.55	1984	0.62	1973	1.36	1984	
7	0.38	1964	0.66	1938	0.81	1973	0.26	1951	0.43	1947	1.05	1893	1.05	1900	0.93	1938	1.71	1984	
8	1.46	1979	0.59	1978	0.40	1978	0.27	1952	0.60	1930	0.76	1900	0.71	1917	0.36	1994	0.34	1952	
9	1.15	1956	1.36	1956	0.98	1978	0.84	1972	0.58	1931	0.68	1982	0.65	1949	0.85	1978	0.95	1985	
10	1.44	1962	1.13	1962	0.31	1994	1.18	1985	0.65	1967	0.54	1956	0.65	1978	0.48	1962	1.61	1982	
11	0.88	1982	2.48	1941	0.06	1982	0.44	1966	0.51	1930	0.70	1895	1.20	1895	0.44	1966	1.51	1956	
12	0.43	1962	0.90	1958	0.49	1985	0.23	1985	0.89	1928	1.10	1920	1.57	1906	1.17	1985	0.69	1982	
13	0.54	1976	1.13	1955	0.90	1985	0.50	1955	0.64	1955	0.68	1897	0.95	1920	0.68	1968	0.62	1985	
14	0.99	1996	2.60	1935	0.96	1976	2.03	1996	2.10	1996	0.95	1996	1.28	1935	1.27	1996	0.91	1955	
15	1.92	1955	0.99	1990	1.62	1996	0.57	1955	2.10	1996	0.96	1914	1.38	1946	1.17	1963	1.45	1996	
16	0.87	1969	1.04	1946	0.05	1977	0.28	1996	3.10	1996	0.63	1907	0.72	1955	1.01	1946	1.53	1949	
17	1.26	1969	0.92	1969	0.60	1985	2.23	1969	0.58	1986	1.76	1969	0.60	1914	1.02	1969	0.82	1985	
18	0.86	1978	1.46	1977	1.49	1981	0.53	1988	1.18	1968	0.99	1968	2.18	1969	1.01	1940	1.53	1968	
19	1.22	1973	0.95	1970	1.25	1977	0.97	1988	0.75	1959	1.17	1921	0.59	1969	0.72	1988	1.15	1988	
20	1.10	1969	1.19	1945	0.74	1973	1.56	1982	0.68	1986	0.67	1945	1.44	1977	0.51	1970	1.92	1982	
21	1.07	1972	1.13	1972	1.25	1972	0.76	1972	0.73	1977	1.01	1944	1.58	1944	1.12	1972	1.05	1977	
22	0.71	1978	1.17	1973	1.00	1973	0.73	1948	0.59	1973	0.70	1925	1.13	1898	0.75	1948	1.55	1981	
23	1.21	1992	1.12	1986	1.03	1986	0.86	1986	0.89	1948	0.80	1924	0.76	1920	0.99	1948	1.30	1969	
24	0.98	1960	1.08	1950	0.74	1986	0.74	1950	0.53	1972	1.17	1924	1.25	1924	0.38	1950	1.36	1977	
25	0.53	1966	1.23	1966	0.62	1986	1.48	1986	0.65	1986	0.55	1901	0.34	1905	0.85	1986	1.39	1950	
26	0.75	1956	2.52	1981	1.57	1981	1.11	1948	0.95	1981	1.35	1981	0.86	1911	1.34	1981	2.00	1950	
27	0.70	1953	0.86	1955	0.58	1995	1.30	1955	0.79	1955	1.24	1927	1.82	1981	0.68	1981	1.43	1981	
28	0.85	1981	1.37	1962	1.46	1995	0.78	1962	1.25	1962	0.94	1962	0.93	1995	1.22	1962	1.33	1962	
29	0.55	1977	1.20	1951	0.82	1994	0.59	1951	0.80	1944	0.96	1951	0.62	1925	0.62	1994	0.77	1962	
30	2.41	1953	1.88	1953	0.46	1989	0.77	1944	0.93	1937	1.29	1951	0.60	1909	0.70	1953	2.48	1951	

OCT	Astoria		Newport		Florence		Portland		McMinnville		Salem		Corvallis		Eugene		Bonneville	
1	1.74	1967	1.78	1951	0.64	1992	0.73	1951	0.75	1951	2.02	1951	1.14	1951	1.93	1937	1.74	1951
2	0.87	1967	1.52	1967	0.49	1981	0.79	1957	1.14	1951	0.56	1967	0.78	1914	1.38	1967	1.36	1951
3	0.60	1975	1.14	1950	1.00	1975	0.69	1967	0.92	1967	1.05	1950	1.81	1967	0.96	1950	0.83	1995
4	1.33	1955	2.81	1939	0.60	1975	1.00	1949	1.09	1939	0.79	1935	0.92	1939	0.95	1965	1.10	1975
5	1.77	1981	0.77	1950	0.28	1990	0.80	1950	1.00	1950	1.05	1950	0.97	1950	0.98	1975	1.35	1949
6	1.42	1981	2.39	1981	1.80	1981	1.24	1981	1.32	1981	1.38	1981	1.22	1981	0.76	1981	2.09	1981
7	1.35	1958	1.20	1962	0.54	1981	0.79	1962	1.25	1962	1.90	1893	2.10	1893	1.54	1962	1.39	1981
8	2.80	1962	1.41	1955	0.83	1981	0.87	1955	0.61	1955	1.30	1893	0.99	1969	0.57	1959	1.78	1962
9	1.43	1955	3.28	1955	0.78	1981	1.66	1955	2.38	1955	2.44	1955	1.77	1955	3.62	1955	3.10	1955
10	2.03	1995	1.81	1984	2.14	1984	1.65	1959	1.23	1953	1.35	1995	1.56	1953	1.01	1947	2.05	1955
11	0.61	1995	0.96	1984	2.24	1995	0.82	1968	1.20	1995	1.64	1968	2.00	1995	1.64	1968	4.73	1959
12	0.80	1957	1.06	1968	0.42	1980	0.82	1968	0.99	1968	0.71	1962	1.28	1968	1.22	1962	3.20	1995
13	0.71	1984	0.75	1980	1.03	1980	0.34	1973	0.55	1962	0.54	1935	0.96	1908	1.36	1935	1.38	1984
14	1.02	1996	1.25	1968	0.65	1994	0.51	1951	1.10	1968	1.38	1908	1.08	1908	0.54	1932	1.31	1984
15	0.64	1968	1.03	1968	0.56	1990	1.06	1947	1.06	1947	2.07	1947	1.56	1947	3.01	1947	1.77	1965
16	0.74	1956	1.58	1937	0.35	1996	0.79	1956	1.02	1947	1.36	1947	1.24	1918	0.73	1947	0.64	1956
17	1.60	1975	1.62	1956	0.57	1995	0.77	1947	1.29	1947	2.00	1898	0.80	1947	0.87	1950	1.00	1950
18	2.94	1958	1.61	1979	1.36	1990	1.40	1979	0.93	1979	1.53	1979	1.15	1899	2.91	1979	1.62	1996
19	1.42	1966	3.00	1947	1.54	1971	1.32	1947	1.43	1971	1.51	1947	1.55	1909	1.75	1947	2.20	1979
20	1.34	1985	1.48	1956	3.62	1979	0.99	1956	1.61	1946	1.76	1943	1.76	1946	1.59	1979	1.21	1950
21	1.48	1966	1.80	1934	1.84	1989	1.10	1951	1.13	1954	1.40	1934	1.39	1934	1.39	1934	1.94	1956
22	1.39	1970	2.07	1963	1.26	1985	1.31	1951	2.10	1943	1.55	1931	1.24	1931	1.74	1931	2.81	1959
23	1.38	1996	1.53	1960	1.41	1989	0.79	1951	1.51	1951	0.96	1951	1.84	1951	1.16	1943	3.15	1951
24	1.77	1979	1.87	1943	1.54	1996	1.31	1943	0.84	1940	1.34	1943	1.71	1940	1.79	1940	1.87	1996
25	2.23	1986	1.94	1986	1.76	1979	1.10	1955	2.72	1943	1.25	1955	1.35	1922	1.71	1956	1.30	1996
26	2.41	1994	1.53	1989	1.46	1989	2.33	1994	1.04	1986	1.74	1922	1.11	1921	1.18	1989	1.64	1975
27	1.85	1960	3.30	1994	0.94	1975	2.44	1994	3.58	1994	2.53	1994	1.76	1994	2.22	1994	4.47	1994
28	3.52	1982	2.31	1933	2.10	1981	1.62	1982	0.89	1950	1.77	1924	1.32	1950	1.93	1950	2.50	1994
29	1.38	1975	1.23	1944	1.34	1977	0.99	1992	1.02	1992	1.35	1924	2.26	1924	1.91	1950	1.65	1950
30	1.09	1986	1.06	1990	2.53	1990	0.59	1990	1.55	1971	1.23	1989	1.20	1924	2.75	1990	1.34	1955
31	2.96	1994	3.30	1994	0.79	1973	2.44	1994	1.54	1942	2.71	1994	0.75	1901	3.70	1994	1.31	1994

NOV	Astoria		Newport		Florence		Portland		McMinnville		Salem		Corvallis		Eugene		Bonneville	
1	1.30	1977	1.88	1950	2.02	1994	1.31	1984	0.93	1947	1.41	1948	2.47	1994	1.50	1984	4.41	1994
2	2.01	1955	1.50	1934	1.74	1984	1.33	1984	2.30	1984	1.66	1984	2.68	1984	3.20	1984	2.12	1984
3	2.59	1983	2.93	1983	1.69	1988	1.88	1983	2.10	1983	1.14	1981	1.48	1944	1.38	1972	1.37	1948
4	2.12	1969	1.35	1964	1.29	1990	1.87	1969	1.63	1969	1.93	1969	1.47	1906	1.77	1973	2.24	1983
5	2.14	1988	1.74	1934	0.70	1973	0.83	1988	0.87	1991	0.81	1913	2.00	1910	1.38	1991	2.50	1969
6	1.89	1980	2.57	1974	1.54	1980	1.31	1980	1.22	1958	1.42	1974	1.98	1903	1.17	1974	3.70	1958
7	1.32	1968	2.40	1931	2.60	1974	0.91	1980	1.15	1963	1.61	1924	2.36	1906	2.00	1963	2.64	1980
8	2.53	1973	3.17	1968	2.01	1973	1.38	1968	2.50	1937	3.60	1896	1.88	1963	1.97	1973	2.70	1963
9	1.77	1961	3.05	1958	1.13	1971	1.40	1973	1.50	1928	1.65	1928	3.00	1928	2.09	1984	2.10	1968
10	2.23	1984	2.02	1960	2.01	1984	1.30	1962	1.90	1962	2.48	1928	1.48	1928	1.55	1937	1.37	1984
11	1.89	1981	2.49	1981	1.15	1973	1.37	1966	2.00	1995	1.97	1995	1.21	1960	1.70	1981	3.70	1995
12	2.16	1955	1.60	1965	1.38	1981	0.93	1989	2.04	1965	1.36	1965	1.70	1965	1.29	1965	2.45	1966
13	1.84	1966	2.45	1990	2.65	1990	1.37	1941	1.82	1941	1.79	1941	2.03	1896	1.94	1966	2.21	1958
14	1.41	1981	1.72	1981	2.00	1973	1.28	1948	1.18	1948	3.00	1896	3.02	1896	1.33	1973	2.23	1966
15	1.27	1973	4.11	1973	1.72	1995	2.43	1950	1.90	1950	2.74	1950	1.96	1941	3.61	1950	2.05	1950
16	1.46	1953	1.91	1953	1.41	1988	1.13	1953	1.55	1950	1.65	1953	2.22	1973	1.16	1988	2.10	1973
17	3.41	1959	1.88	1960	1.20	1983	1.46	1946	1.09	1983	1.74	1981	1.91	1954	1.78	1950	2.36	1950
18	2.19	1958	2.39	1958	0.91	1982	1.99	1946	2.80	1946	2.26	1996	3.08	1897	6.24	1996	2.59	1960
19	2.51	1962	4.99	1996	1.49	1978	2.69	1996	1.21	1937	3.11	1897	4.45	1996	3.67	1996	4.31	1996
20	2.37	1959	1.93	1974	1.33	1973	1.50	1962	1.59	1962	2.30	1921	3.16	1921	1.76	1986	2.38	1962
21	2.32	1961	2.32	1961	2.80	1974	1.57	1992	2.10	1992	2.28	1921	1.18	1973	2.00	1980	2.15	1960
22	2.35	1959	1.48	1953	1.34	1977	1.08	1979	1.56	1961	1.46	1953	2.37	1961	2.93	1961	3.54	1992
23	2.73	1986	1.84	1960	1.46	1984	1.80	1942	2.44	1942	1.96	1942	1.80	1923	2.30	1960	1.96	1953
24	2.94	1990	3.35	1988	2.35	1977	2.31	1960	2.56	1960	2.57	1960	2.38	1907	4.18	1960	2.90	1960
25	2.16	1972	1.83	1937	1.82	1989	1.57	1962	2.01	1962	2.10	1962	2.00	1977	2.25	1977	2.33	1960
26	2.31	1955	2.57	1971	2.35	1971	2.26	1945	2.30	1945	2.47	1945	2.56	1962	2.41	1971	2.98	1962
27	3.68	1995	2.43	1984	2.66	1984	1.97	1984	2.20	1984	1.70	1984	1.72	1945	2.42	1986	2.55	1955
28	1.04	1971	1.57	1986	1.70	1986	0.89	1940	1.60	1995	1.00	1899	1.76	1893	1.60	1973	2.96	1995
29	2.50	1995	1.85	1995	1.33	1978	0.67	1942	1.10	1942	3.00	1893	2.21	1926	1.67	1982	1.59	1980
30	3.10	1975	4.29	1975	3.40	1975	1.63	1994	1.56	1995	1.54	1994	1.36	1902	2.85	1975	1.43	1995

DEC	Astoria		Newport		Florence		Portland		McMinnville		Salem		Corvallis		Eugene		Bonneville	
1	2.33	1979	2.13	1975	3.78	1975	1.69	1987	1.71	1987	1.24	1992	1.65	1975	2.09	1987	2.76	1993
2	2.62	1977	3.37	1980	2.81	1980	2.08	1980	1.88	1941	2.07	1941	2.04	1941	4.48	1980	3.14	1979
3	1.95	1975	2.26	1982	3.65	1987	1.69	1980	2.02	1987	1.81	1943	2.87	1987	3.14	1987	3.37	1980
4	2.30	1989	2.62	1989	2.85	1975	1.56	1966	2.00	1968	2.55	1989	2.00	1975	2.89	1968	2.38	1975
5	2.14	1981	3.49	1981	2.82	1981	1.80	1981	2.03	1981	1.90	1981	2.05	1968	4.89	1981	3.30	1996
6	1.43	1970	2.04	1957	3.49	1987	1.11	1952	1.50	1981	4.30	1933	2.78	1933	1.96	1983	2.58	1991
7	1.35	1975	1.77	1996	1.95	1973	0.86	1985	0.96	1994	1.51	1942	1.70	1891	1.80	1993	3.00	1975
8	1.45	1953	1.83	1953	1.97	1996	0.89	1971	1.30	1996	1.01	1955	1.47	1996	1.80	1992	2.41	1996
9	1.92	1953	2.25	1968	1.27	1987	1.30	1987	1.90	1987	1.63	1987	1.68	1922	2.71	1987	2.43	1948
10	1.99	1977	3.01	1992	1.92	1993	1.43	1992	1.94	1992	2.08	1939	2.16	1968	3.07	1993	3.37	1987
11	2.91	1955	2.14	1969	2.10	1993	1.30	1969	1.82	1995	1.81	1969	1.92	1993	2.57	1969	2.88	1958
12	1.45	1973	1.74	1973	1.74	1973	0.93	1973	1.48	1971	1.62	1907	2.37	1969	2.06	1995	2.04	1956
13	1.44	1977	1.93	1969	1.20	1981	1.84	1977	2.55	1977	1.06	1977	1.77	1917	2.61	1977	3.20	1977
14	1.62	1964	2.09	1946	1.62	1974	1.35	1946	1.65	1929	2.36	1929	2.09	1929	2.22	1981	2.06	1977
15	1.41	1970	2.53	1982	2.05	1982	1.84	1982	2.82	1977	1.59	1982	1.76	1977	3.02	1982	2.33	1981
16	1.67	1994	1.82	1973	1.95	1973	1.19	1994	1.17	1970	2.18	1939	1.88	1982	1.58	1977	2.07	1982
17	2.39	1972	1.73	1979	1.74	1972	1.02	1972	1.20	1931	0.91	1979	1.80	1972	1.35	1957	2.45	1994
18	1.20	1955	1.38	1991	1.39	1991	1.01	1941	1.30	1929	2.50	1917	2.42	1929	1.86	1941	1.55	1951
19	1.98	1994	2.78	1941	1.11	1981	1.72	1953	2.23	1957	2.57	1917	1.97	1917	3.24	1957	2.07	1957
20	1.73	1955	2.29	1994	2.72	1973	1.28	1961	1.90	1940	2.00	1900	1.84	1957	3.02	1955	2.54	1953
21	2.69	1955	3.47	1964	1.33	1971	1.99	1955	2.00	1964	2.49	1964	2.18	1964	3.25	1964	2.13	1972
22	1.60	1964	2.09	1964	1.34	1971	1.50	1964	2.60	1964	1.98	1964	1.96	1964	3.25	1964	4.02	1964
23	2.28	1975	2.64	1971	1.98	1971	1.19	1971	1.38	1949	1.78	1936	1.69	1932	2.08	1964	2.51	1964
24	2.76	1996	3.22	1980	2.10	1980	1.72	1980	1.95	1980	2.16	1980	1.16	1965	2.42	1980	2.19	1964
25	1.72	1986	3.90	1996	1.29	1980	1.73	1980	2.03	1980	1.67	1980	2.04	1980	2.59	1955	3.52	1980
26	3.59	1974	2.76	1994	1.75	1974	1.05	1974	3.50	1996	1.46	1917	1.68	1891	1.61	1955	2.20	1980
27	1.16	1994	3.83	1937	1.45	1972	2.17	1942	3.67	1937	2.90	1937	2.16	1937	1.76	1931	2.40	1973
28	1.29	1986	2.24	1965	2.24	1992	0.88	1965	1.04	1965	2.90	1937	2.02	1965	2.25	1945	2.25	1965
29	2.70	1988	1.78	1937	2.11	1983	1.66	1983	3.35	1937	2.91	1937	2.52	1937	1.23	1996	2.02	1996
30	1.40	1954	2.57	1954	1.48	1996	1.37	1970	1.42	1954	2.20	1937	1.20	1917	2.19	1970	2.02	1996
31	2.60	1968	2.39	1979	1.75	1987	1.30	1979	1.54	1970	1.50	1895	1.89	1970	1.50	1942	1.97	1995



Climatic Normals and Extremes

(Taken from Individual Station Histories,
published by the National Climatic Data Center)

REGIONAL CLIMATE NORMALS¹
Winter Months (December-February)

		Average Maximum Temp			Average Minimum Temp			Average Precipitation		
City	Elev.	DEC	JAN	FEB	DEC	JAN	FEB	DEC	JAN	FEB
Coastal Cities										
Hoquiam	12	47.2	47.3	50.3	37.4	37.2	38.3	10.44	9.72	8.24
Longbeach	10	48.8	48.6	51.4	36.0	35.6	36.7	13.04	11.26	9.62
Astoria	10	48.2	47.8	51.0	36.6	35.9	37.3	10.55	10.00	7.59
Seaside	10	51.4	51.1	54.1	37.2	36.7	38.2	11.52	10.88	9.13
Tillamook	10	49.8	50.0	53.0	36.1	35.7	36.9	13.93	13.58	9.94
Cloverdale	20	50.0	49.6	53.1	36.8	36.2	38.0	13.11	12.84	9.38
Otis	150	47.1	47.3	51.3	36.4	36.0	37.6	15.55	14.88	11.11
Newport	140	50.5	50.2	52.8	37.9	37.5	38.5	12.26	11.11	8.13
Tidewater	50	49.9	50.4	55.1	37.1	36.5	38.0	15.54	14.81	11.34
Florence	120	50.5	50.8	53.9	37.6	37.0	38.4	12.41	11.70	9.37
Interior Valley Cities										
Longview	12	45.3	45.2	50.4	34.0	32.7	34.4	7.12	6.71	4.94
St. Helens	100	45.5	45.5	51.1	33.8	32.7	35.0	7.33	6.44	4.92
Battle Ground	284	45.3	45.3	50.5	32.8	31.5	33.7	8.23	7.19	5.52
Portland	21	45.6	45.4	51.0	34.8	33.7	36.1	6.13	5.35	3.85
Hillsboro	160	45.5	45.3	50.6	33.2	32.5	34.5	6.59	5.87	4.25
Estacada	410	45.2	45.3	50.0	34.1	33.6	35.8	8.90	8.53	6.40
McMinnville	160	45.8	46.1	51.2	33.7	33.3	35.7	7.78	7.15	5.16
Salem	196	46.4	46.4	51.5	33.6	32.7	34.1	6.80	5.92	4.50
Stayton	430	46.3	46.1	51.2	33.4	32.1	34.9	8.23	7.22	5.76
Corvallis	230	45.6	45.5	50.4	33.9	33.0	35.1	7.72	6.82	5.04
Eugene	360	46.2	46.4	51.4	35.9	35.2	37.0	8.61	7.91	5.64
Cottage Grove	650	47.7	47.9	53.2	33.4	32.6	34.2	7.20	6.53	5.09
Western Cascades Slopes and Columbia River Gorge Cities										
Bonneville	62	43.5	42.9	47.5	34.3	33.0	35.5	12.35	11.37	9.17
Hood River	500	41.2	40.7	46.8	29.4	28.3	31.2	6.00	5.42	3.91
Gov't Camp	3980	36.2	35.4	38.5	24.7	23.5	25.6	14.01	13.65	10.01
Santiam Pass	4817	34.0	33.1	36.4	20.8	19.6	21.9	12.98	12.22	9.06
McKenzie Br.	1480	42.5	43.5	50.1	29.7	29.3	30.7	10.66	9.98	7.76
Oakridge	1280	45.5	46.3	52.0	30.7	29.7	31.4	7.12	6.49	4.86

¹Based on 1961-90 Climatic Normals

REGIONAL CLIMATE NORMALS¹

Spring Months (March-May)

		Average Maximum Temp			Average Minimum Temp			Average Precipitation		
City	Elev.	MAR	APR	MAY	MAR	APR	MAY	MAR	APR	MAY
Coastal Cities										
Hoquiam	12	53.1	56.5	61.0	39.2	41.7	45.9	7.29	4.52	3.19
Longbeach	10	53.5	55.4	59.6	38.4	40.6	44.7	8.56	6.28	3.89
Astoria	10	53.2	56.0	60.1	38.1	40.3	44.8	7.07	4.60	3.02
Seaside	10	55.6	58.0	61.9	38.4	40.6	44.7	8.19	5.17	3.56
Tillamook	10	54.6	57.0	60.9	36.9	38.5	42.4	10.16	6.05	4.45
Cloverdale	20	54.6	57.0	61.9	38.3	39.6	43.2	9.77	5.82	4.28
Otis	150	54.2	56.9	61.6	38.2	39.3	43.1	11.11	6.77	4.84
Newport	140	53.6	55.2	58.6	38.7	39.7	43.4	8.24	4.84	3.50
Tidewater	50	57.6	60.9	65.7	38.7	39.9	44.0	11.32	6.68	4.14
Florence	120	55.8	58.7	62.9	38.6	39.8	43.2	9.37	5.35	3.78
Interior Valley Cities										
Longview	12	55.0	59.5	65.8	36.0	38.5	43.1	4.50	3.41	2.50
St. Helens	100	56.4	61.5	68.4	37.1	39.6	44.7	4.70	2.85	2.35
Battle Ground	284	54.7	59.0	65.5	35.7	38.3	42.8	5.36	3.75	2.97
Portland	21	56.0	60.6	67.1	38.6	41.3	47.0	3.56	2.39	2.06
Hillsboro	160	55.5	60.3	67.1	36.4	38.8	43.1	4.02	2.15	1.62
Estacada	410	54.9	60.0	66.6	37.4	39.6	44.0	6.23	4.77	3.73
McMinnville	160	56.4	61.6	68.8	36.8	38.6	42.5	4.89	2.55	1.87
Salem	196	55.7	60.4	67.0	35.6	37.7	42.2	4.17	2.42	1.88
Stayton	430	55.5	60.0	66.6	37.4	39.5	43.7	5.31	3.65	2.91
Corvallis	230	54.8	59.0	66.1	37.0	38.8	43.0	4.55	2.56	1.95
Eugene	360	55.9	60.5	67.1	38.9	40.6	44.5	5.52	3.11	2.16
Cottage Grove	650	56.8	61.4	67.6	35.4	36.9	40.8	5.24	3.59	2.43
Western Cascades Slopes and Columbia River Gorge Cities										
Bonneville	62	53.8	59.2	66.0	37.8	41.5	46.6	7.80	5.53	3.66
Hood River	500	53.7	60.0	67.5	34.4	38.4	43.8	2.93	1.63	0.95
Gov't Camp	3980	40.6	45.2	52.2	27.1	29.9	34.6	8.92	7.15	4.75
Santiam Pass	4817	39.7	44.9	52.2	23.6	26.2	31.4	8.24	5.31	3.55
McKenzie Br.	1480	56.1	62.7	71.1	32.6	35.3	40.0	7.10	4.94	3.58
Oakridge	1280	56.1	61.3	68.0	33.5	36.8	41.5	4.84	3.62	2.61

¹Based on 1961-90 Climatic Normals

REGIONAL CLIMATE NORMALS¹

Summer Months (June-August)

		Average Maximum Temp			Average Minimum Temp			Average Precipitation		
City	Elev.	JUN	JUL	AUG	JUN	JUL	AUG	JUN	JUL	AUG
Coastal Cities										
Hoquiam	12	64.8	68.4	69.5	49.9	52.5	53.6	2.10	1.27	1.49
Longbeach	10	62.6	65.6	66.7	48.9	51.3	51.0	2.88	1.66	1.81
Astoria	10	64.1	67.5	68.8	49.5	52.4	52.6	2.40	1.15	1.33
Seaside	10	65.3	68.2	69.2	48.9	51.6	52.1	2.78	1.54	1.45
Tillamook	10	64.8	67.3	68.6	46.7	49.2	49.6	3.20	1.60	1.75
Cloverdale	20	66.1	69.8	70.6	47.3	49.4	50.1	3.24	1.51	1.64
Otis	150	65.8	69.6	70.9	47.5	49.6	50.2	3.69	1.68	1.92
Newport	140	62.0	64.5	65.3	47.6	49.7	49.9	2.69	1.04	1.26
Tidewater	50	70.3	74.4	76.0	48.6	51.9	52.4	2.55	0.83	1.25
Florence	120	67.0	70.3	70.9	47.9	49.7	50.8	2.37	0.86	1.34
Interior Valley Cities										
Longview	12	71.2	76.4	77.4	48.3	51.0	51.5	2.10	1.01	1.47
St. Helens	100	74.5	80.3	81.1	50.3	53.8	54.4	1.74	0.72	1.30
Battle Ground	284	71.6	77.4	78.3	47.9	49.9	49.9	2.34	0.96	1.54
Portland	21	74.0	79.9	80.3	52.9	56.5	56.9	1.48	0.63	1.09
Hillsboro	160	73.6	79.7	80.2	49.2	51.8	51.4	1.39	0.54	1.07
Estacada	410	72.8	78.8	78.8	49.0	51.9	51.9	2.58	1.03	1.49
McMinnville	160	75.5	82.2	82.8	47.2	49.5	49.9	1.04	0.48	0.73
Salem	196	74.5	81.6	82.0	48.3	50.9	51.4	1.34	0.56	0.76
Stayton	430	73.6	79.8	80.4	48.9	51.0	51.2	2.16	0.86	1.33
Corvallis	230	73.1	80.2	81.1	48.6	51.0	51.2	1.23	0.52	0.87
Eugene	360	74.2	81.7	81.8	49.7	52.8	53.2	1.43	0.51	1.08
Cottage Grove	650	74.3	81.3	81.8	45.7	47.5	47.7	1.39	0.52	1.00
Western Cascades Slopes and Columbia River Gorge Cities										
Bonneville	62	72.4	78.1	78.9	52.5	56.3	56.4	2.57	0.99	1.58
Hood River	500	74.2	80.1	80.5	50.0	53.4	52.8	0.69	0.25	0.59
Gov't Camp	3980	60.0	67.7	68.1	40.9	45.8	46.3	3.42	1.13	1.83
Santiam Pass	4817	62.6	72.1	71.3	37.1	42.8	42.9	2.91	1.12	1.65
McKenzie Br.	1480	78.6	86.0	86.1	45.7	47.8	47.5	2.56	0.80	1.39
Oakridge	1280	75.2	82.1	82.9	47.2	49.7	49.5	1.68	0.63	1.11

¹Based on 1961-90 Climatic Normals

REGIONAL CLIMATE NORMALS¹ Autumn Months (September-November)

		Average Maximum Temp			Average Minimum Temp			Average Precipitation		
City	Elev.	SEP	OCT	NOV	SEP	OCT	NOV	SEP	OCT	NOV
Coastal Cities										
Hoquiam	12	68.6	61.6	52.7	51.5	46.4	41.3	3.25	6.20	10.19
Longbeach	10	67.1	61.0	53.3	47.6	42.1	39.1	3.78	7.00	11.59
Astoria	10	67.8	61.1	53.5	49.0	44.0	40.2	2.91	5.73	10.05
Seaside	10	69.9	64.4	56.3	49.1	44.7	40.7	3.15	6.17	10.90
Tillamook	10	68.8	62.9	54.7	46.4	42.2	39.1	3.76	7.12	13.08
Cloverdale	20	69.7	63.7	54.9	48.3	44.3	40.5	3.62	6.59	12.24
Otis	150	69.5	61.6	52.5	48.4	44.6	40.3	3.91	7.58	14.25
Newport	140	65.4	61.2	54.9	48.2	44.6	41.5	2.63	5.36	10.87
Tidewater	50	74.9	67.0	56.0	49.9	45.8	41.2	2.88	6.24	13.85
Florence	120	70.8	64.2	55.4	48.8	45.2	41.3	2.48	5.92	11.50
Interior Valley Cities										
Longview	12	72.5	62.6	51.8	48.4	42.7	38.0	2.37	3.80	6.61
St. Helens	100	75.7	64.4	52.4	50.0	43.3	38.1	2.00	3.23	6.33
Battle Ground	284	73.6	63.6	52.3	46.4	40.3	36.6	2.56	4.20	7.52
Portland	21	74.6	64.0	52.6	52.0	44.9	39.5	1.75	2.67	5.34
Hillsboro	160	74.8	64.2	52.3	46.6	40.6	36.9	1.51	2.82	5.74
Estacada	410	72.7	61.0	51.1	48.4	43.1	38.6	2.63	4.55	8.44
McMinnville	160	76.7	64.9	52.7	46.6	41.6	37.7	1.64	3.21	6.68
Salem	196	76.0	64.2	52.4	47.1	41.1	37.5	1.55	2.98	6.28
Stayton	430	74.8	64.1	52.6	47.6	42.4	38.0	2.22	3.97	7.99
Corvallis	230	75.4	64.3	52.2	47.8	41.7	38.0	1.51	3.11	6.82
Eugene	360	76.2	64.6	52.4	49.3	43.5	39.7	1.67	3.41	8.32
Cottage Grove	650	76.3	65.6	53.6	43.8	40.4	37.4	1.65	3.45	7.46
Western Cascades Slopes and Columbia River Gorge Cities										
Bonneville	62	73.2	63.0	51.1	52.5	46.3	40.2	3.24	5.60	11.07
Hood River	500	74.0	63.4	49.3	45.8	38.1	34.4	1.14	2.20	5.11
Gov't Camp	3980	62.0	53.4	40.8	41.9	36.2	29.5	3.90	6.13	11.92
Santiam Pass	3750	62.2	52.3	38.5	38.0	31.7	25.4	3.20	5.55	11.50
McKenzie Br.	1480	78.7	65.1	50.4	42.8	37.4	33.9	2.93	5.20	10.51
Oakridge	1280	77.3	66.7	52.3	44.5	38.8	34.8	1.78	3.47	7.18

¹Based on 1961-90 Climatic Normals

NORMALS, MEANS, AND EXTREMES

ASTORIA, OREGON

LATITUDE: 46°09'N	LONGITUDE: 123°53'W	ELEVATION: FT. GRND	8 BARO	13	TIME ZONE: PACIFIC	HBAN: 94224												
	(a)	JAN	FEB	MAR	APR	MAY	JUNE	JULY	AUG	SEP	OCT	NOV	DEC	YEAR				
TEMPERATURE °F:																		
Normals																		
-Daily Maximum		47.8	51.0	53.2	56.0	60.1	64.1	67.5	68.8	67.8	61.1	53.5	48.2	58.3				
-Daily Minimum		35.9	37.3	38.1	40.3	44.8	49.5	52.4	52.6	49.0	44.0	40.2	36.6	43.4				
-Monthly		41.9	44.2	45.7	48.2	52.5	56.9	60.0	60.7	58.4	52.6	46.9	42.4	50.9				
Extremes																		
-Record Highest	40	67	72	73	83	87	93	100	96	95	85	71	64	100				
-Year		1986	1968	1979	1987	1985	1955	1961	1981	1972	1987	1970	1980	JUL 1961				
-Record Lowest	40	11	9	22	29	30	37	39	39	33	26	15	6	6				
-Year		1980	1989	1971	1968	1954	1980	1971	1973	1983	1971	1955	1990	DEC 1990				
NORMAL DEGREE DAYS:																		
Heating (base 65°F)		716	582	598	504	388	243	157	141	201	384	543	701	5158				
Cooling (base 65°F)		0	0	0	0	0	0	0	8	0	0	0	0	8				
% OF POSSIBLE SUNSHINE																		
MEAN SKY COVER (tenths)																		
Sunrise - Sunset	40	8.3	8.1	8.1	8.0	7.7	7.7	6.7	6.7	6.3	7.2	8.1	8.4	7.6				
MEAN NUMBER OF DAYS:																		
Sunrise to Sunset																		
-Clear	40	3.0	3.4	2.8	3.0	3.1	3.3	5.8	6.2	8.1	5.3	2.8	2.7	49.5				
-Partly Cloudy	40	3.7	3.3	5.3	5.9	8.2	7.4	9.8	9.6	7.5	6.7	4.9	4.2	76.5				
-Cloudy	40	24.2	21.5	22.9	21.0	19.7	19.3	15.3	15.3	14.5	19.0	22.3	24.2	239.2				
Precipitation																		
.01 inches or more	40	21.6	19.0	20.3	18.3	15.1	12.7	7.7	7.8	9.9	15.6	20.4	22.0	190.3				
Snow, ice pellets, hail																		
1.0 inches or more	40	0.6	0.1	0.3	0.3	0.0	0.0	0.0	0.0	0.0	0.0	0.1	0.3	1.4				
Thunderstorms	40	0.7	0.3	0.4	0.6	0.3	0.3	0.4	0.3	0.8	0.9	1.2	0.9	7.1				
Heavy Fog Visibility																		
1/4 mile or less	40	3.7	3.0	2.7	2.2	1.5	1.4	2.1	4.2	5.7	6.9	4.1	3.9	41.4				
Temperature °F																		
-Maximum																		
90° and above	40	0.0	0.0	0.0	0.0	0.0	0.1	0.1	0.1	0.1	0.0	0.0	0.0	0.5				
32° and below	40	0.6	0.1	0.0	0.0	0.0	0.0	0.0	0.0	0.0	0.0	0.2	0.7	1.5				
-Minimum																		
32° and below	40	9.6	6.6	6.0	1.9	0.1	0.0	0.0	0.0	0.0	0.5	4.5	8.2	37.4				
0° and below	40	0.0	0.0	0.0	0.0	0.0	0.0	0.0	0.0	0.0	0.0	0.0	0.0	0.0				
AVG. STATION PRESS. (mb)	21	1017.4	1015.9	1015.4	1017.5	1017.6	1017.9	1018.3	1017.1	1016.6	1017.4	1016.5	1017.7	1017.1				
RELATIVE HUMIDITY (%)																		
Hour 04	40	86	87	88	89	90	90	90	91	91	90	88	87	89				
Hour 10	40	84	82	78	74	74	75	75	77	75	81	83	85	79				
Hour 16 (Local Time)	40	78	74	71	69	70	71	69	70	69	73	77	80	73				
Hour 22	40	85	86	86	85	85	85	86	88	88	88	87	86	86				
PRECIPITATION (inches):																		
Water Equivalent																		
-Normal		10.00	7.59	7.07	4.60	3.02	2.40	1.15	1.33	2.91	5.73	10.05	10.55	66.40				
-Maximum Monthly	40	18.94	21.89	13.47	10.07	6.60	5.48	4.39	5.22	6.93	12.56	16.75	20.38	21.89				
-Year		1954	1961	1956	1996	1960	1954	1983	1968	1978	1975	1983	1996	FEB 1961				
-Minimum Monthly	40	0.69	1.35	0.93	1.33	0.37	0.55	0.01	0.08	0.04	0.52	1.45	2.67	0.01				
-Year		1985	1993	1965	1956	1982	1992	1960	1970	1975	1987	1976	1985	JUL 1960				
-Maximum in 24 hrs	40	5.14	3.39	2.66	3.00	1.82	2.42	1.98	1.65	2.63	3.71	4.19	3.61	5.14				
-Year		1990	1996	1956	1996	1979	1968	1974	1968	1953	1982	1986	1974	JAN 1990				
Snow, Ice pellets, hail																		
-Maximum Monthly	40	26.3	4.0	6.7	1.1	T	T	0.0	0.0	T	T	4.6	19.0	26.3				
-Year		1969	1962	1966	1975	1991	1989			1972	1992	1985	1964	JAN 1969				
-Maximum in 24 hrs	40	10.8	4.0	5.9	1.0	T	T	0.0	0.0	T	T	4.3	7.2	10.8				
-Year		1971	1962	1960	1975	1991	1989			1972	1992	1985	1964	JAN 1971				
WIND:																		
Mean Speed (mph)	40	9.2	9.0	8.8	8.7	8.5	8.6	8.7	8.1	7.5	7.5	8.7	9.0	8.9				
Prevailing Direction through 1963		E	ESE	SE	WNW	NW	NW	NW	NW	SE	SE	SE	ESE	SE				
Fastest Obs. 1 Min.																		
-Direction (!!!)	40	17	19	19	20	22	23	19	20	20	20	20	25	17				
-Speed (MPH)	40	55	47	44	52	37	29	29	30	35	44	46	52	55				
-Year		1971	1979	1964	1962	1975	1993	1988	1991	1959	1962	1962	1961	JAN 1971				
Peak Gust																		
-Direction (!!!)		SE	S	S	S	S	SW	W	S	SW	S	SW	S	S				
-Speed (mph)		80	76	70	63	61	44	45	46	56	96	68	83	96				
-Date		1971	1979	1971	1988	1975	1972	1979	1993	1988	1962	1989	1993	1962				

NORMALS, MEANS, AND EXTREMES

EUGENE, OREGON

LATITUDE: 44° 07' N LONGITUDE: 123° 13' W ELEVATION: FT. GRND 359 BARO 364 TIME ZONE: PACIFIC WBAN: 24221

	(a)	JAN	FEB	MAR	APR	MAY	JUN	JUL	AUG	SEP	OCT	NOV	DEC	YEAR
TEMPERATURE °F														
Normals														
-Daily Maximum		46.4	51.4	55.9	60.5	67.1	74.2	81.7	81.8	76.2	64.6	52.4	46.2	63.2
-Daily Minimum		35.2	37.0	38.9	40.6	44.5	49.7	52.8	53.2	49.3	43.5	39.7	35.9	43.4
-Monthly		40.8	44.2	47.4	50.6	55.8	62.0	67.3	67.6	62.8	54.1	46.1	41.1	53.3
Extremes														
-Record Highest	53	67	72	77	86	93	102	105	108	103	94	76	68	108
-Year		1975	1995	1995	1957	1987	1992	1961	1981	1988	1980	1975	1979	AUG 1981
-Record Lowest	53	-4	-3	20	27	28	32	39	38	32	19	12	-12	-12
-Year		1957	1950	1956	1983	1954	1976	1986	1969	1983	1971	1978	1972	DEC 1972
NORMAL DEGREE DAYS:														
Heating (base 65 °F)		750	582	546	432	285	121	38	30	116	338	567	741	4546
Cooling (base 65 °F)		0	0	0	0	0	31	109	110	50	0	0	0	300
% OF POSSIBLE SUNSHINE														
MEAN SKY COVER (tenths)														
Sunrise - Sunset	51	8.5	8.3	8.0	7.6	6.8	6.2	3.9	4.4	5.0	7.0	8.5	8.9	6.9
MEAN NUMBER OF DAYS:														
Sunrise to Sunset														
-Clear	53	2.0	2.6	3.1	3.8	5.8	7.7	16.0	14.2	12.0	5.0	1.5	1.5	75.2
-Partly Cloudy	53	4.2	4.5	6.1	6.8	8.5	8.1	7.7	8.6	8.5	8.9	5.7	3.8	81.5
-Cloudy	53	24.7	21.2	21.8	19.4	16.6	14.3	7.3	8.2	9.5	17.0	22.7	25.7	208.5
Precipitation														
.01 inches or more	53	17.6	14.8	16.6	13.0	10.0	7.1	2.6	3.9	5.7	11.0	16.5	18.1	136.9
Snow, Ice Pellets, Hail														
1.0 inches or more	53	1.0	0.3	0.2	0.0	0.0	0.0	0.0	0.0	0.0	0.0	0.1	0.5	2.1
Thunderstorms	52	0.2	0.1	0.2	0.4	0.9	0.6	0.6	0.7	0.5	0.2	0.1	0.2	4.6
Heavy Fog Visibility														
1/4 mile or less	52	8.9	6.8	3.8	2.2	1.2	0.8	0.4	0.9	4.3	10.8	9.8	9.7	59.6
Temperature °F														
-Maximum														
90° and above	53	0.0	0.0	0.0	0.0	0.1	1.3	6.1	5.0	2.5	0.1	0.0	0.0	15.1
32° and below	53	1.7	0.3	0.0	0.0	0.0	0.0	0.0	0.0	0.0	0.0	0.2	0.9	3.0
-Minimum														
32° and below	53	14.6	9.7	6.8	2.5	0.4	0.*	0.0	0.0	0.1	2.0	7.3	11.4	54.9
0° and below	53	0.1	0.*	0.0	0.0	0.0	0.0	0.0	0.0	0.0	0.0	0.0	0.1	0.2
AV. STATION PRES. (mb)														
	21	1006.0	1004.6	1003.3	1005.0	1004.2	1004.1	1004.2	1003.2	1003.4	1005.0	1005.3	1006.1	1004.5
RELATIVE HUMIDITY (%)														
Hour 04														
	38	92	92	92	91	91	90	88	88	89	94	93	93	91
Hour 10 (Local Time)														
	51	88	86	78	71	66	63	57	60	65	80	87	89	74
Hour 16														
	51	80	73	64	58	54	49	38	39	43	62	79	84	60
Hour 22														
	40	91	90	86	83	82	79	73	73	77	88	92	92	84
PRECIPITATION (ins):														
Water Equivalent														
-Normal														
		7.91	5.64	5.52	3.11	2.16	1.43	0.51	1.08	1.67	3.41	8.32	8.61	49.37
-Maximum Monthly														
53		15.36	16.89	12.46	7.85	6.92	4.76	3.00	5.79	4.65	12.66	20.48	20.99	20.99
-Year														
		1995	1996	1974	1993	1993	1952	1987	1968	1986	1950	1973	1964	DEC 1964
-Minimum Monthly														
53		0.31	0.86	0.79	0.49	0.14	T	0.00	0.00	T	0.11	1.20	1.24	0.00
-Year														
		1985	1964	1965	1985	1992	1951	1967	1967	1993	1988	1956	1976	JUL 1967
-Maximum in 24 hrs														
53		4.88	4.81	2.44	2.38	2.37	2.36	2.44	1.92	1.68	3.85	4.53	5.15	5.15
-Year														
		1974	1984	1963	1992	1972	1952	1987	1983	1981	1955	1960	1981	DEC 1981
Snow, Ice Pellets, Hail														
-Maximum Monthly														
53		47.1	8.8	10.8	T	T	T	0.0	0.0	T	T	6.0	10.2	47.1
-Year														
		1969	1990	1951	1995	1986	1995			1986	1984	1955	1964	JAN 1969
-Maximum in 24 hrs														
53		22.9	5.7	4.9	T	T	T	0.0	0.0	T	T	5.0	6.3	22.9
-Year														
		1969	1993	1951	1995	1986	1995			1986	1984	1955	1972	JAN 1969
WIND:														
Mean Speed (mph)														
	43	7.9	7.8	8.2	7.8	7.4	7.6	8.0	7.6	7.4	6.7	7.4	7.6	7.6
Prevailing Direction														
Fastest Obs. 2 Min.														
-Direction (!!)														
39		20	20	18	18	25	27	32	11	20	18	23	18	18
-Speed (mph)														
		58	54	48	44	46	29	37	32	32	63	46	40	63
-Year														
		1961	1961	1963	1972	1961	1988	1986	1979	1959	1962	1957	1995	OCT 1962
Peak Gust														
-Direction (!!)														
39		SW	S	S	S	SW	W	NW	N	N	S	S	S	S
-Speed (mph)														
		66	70	78	58	51	41	51	39	36	86	58	75	86
-Date														
		1975	1961	1956	1982	1975	1988	1986	1985	1936	1962	1981	1951	Oct 1962

NORMALS, MEANS, AND EXTREMES

PORTLAND, OREGON

LATITUDE: 45° 36' N LONGITUDE: 122° 36' W ELEVATION: FT. GRND 21 BARO 27 TIME ZONE: PACIFIC WBAN: 24229

	(a)	JAN	FEB	MAR	APR	MAY	JUN	JUL	AUG	SEP	OCT	NOV	DEC	YEAR
TEMPERATURE °F														
Normals														
-Daily Maximum		45.4	51.0	56.0	60.6	67.1	74.0	79.9	80.3	74.6	64.0	52.6	45.6	62.6
-Daily Minimum		33.7	36.1	38.6	41.3	47.0	52.9	56.5	56.9	52.0	44.9	39.5	34.8	44.5
-Monthly		39.6	43.6	47.3	51.0	57.1	63.5	68.2	68.6	63.3	54.5	46.1	40.2	53.6
Extremes														
-Record Highest	55	63	71	80	87	100	100	107	107	105	92	73	65	107
-Year		1986	1988	1947	1957	1983	1992	1965	1981	1988	1987	1975	1993	AUG 1981
-Record Lowest	55	-2	-3	19	29	29	39	43	44	34	26	13	6	-3
-Year		1950	1950	1989	1955	1954	1966	1955	1980	1965	1971	1985	1964	FEB 1950
NORMAL DEGREE DAYS:														
Heating (base 65 °F)		787	599	549	420	249	91	28	35	102	326	567	769	4522
Cooling (base 65 °F)		0	0	0	0	0	46	127	147	51	0	0	0	371
% OF POSSIBLE SUNSHINE														
	46	28	38	48	52	57	56	69	66	62	44	28	23	48
MEAN SKY COVER (tenths)														
Sunrise - Sunset	47	8.4	8.2	8.0	7.8	7.2	6.7	4.8	5.1	5.5	7.1	8.2	8.7	7.1
MEAN NUMBER OF DAYS:														
Sunrise to Sunset														
-Clear	47	2.9	2.9	3.3	3.5	5.0	6.2	12.6	11.4	10.3	5.4	2.8	2.1	68.4
-Partly Cloudy	47	3.6	3.8	4.9	5.8	7.2	7.7	8.5	9.6	8.1	7.6	4.3	3.3	74.5
-Cloudy	47	24.4	21.5	22.8	20.7	18.9	16.1	9.9	10.1	11.6	18.0	22.9	25.5	222.4
Precipitation														
.01 inches or more	55	18.0	15.6	16.9	14.4	11.8	9.2	3.9	4.9	7.5	12.3	18.0	18.7	150.9
Snow, Ice Pellets, Hail														
1.0 inches or more	55	1.0	0.3	0.1	0.0	0.*	0.0	0.0	0.0	0.0	0.0	0.1	0.5	2.1
Thunderstorms	55	0.*	0.1	0.5	0.9	1.5	0.9	0.8	1.0	0.7	0.4	0.3	0.1	7.1
Heavy Fog Visibility														
1/4 mile or less	53	4.3	3.7	2.4	1.1	0.2	0.1	0.1	0.2	2.6	7.1	6.0	4.8	32.6
Temperature °F														
-Maximum														
90° and above	55	0.0	0.0	0.0	0.0	0.3	1.2	3.6	3.7	1.8	0.1	0.0	0.0	10.8
32° and below	55	2.1	0.3	0.*	0.0	0.0	0.0	0.0	0.0	0.0	0.0	0.2	0.8	3.5
-Minimum														
32° and below	55	13.0	8.1	4.6	0.9	0.1	0.0	0.0	0.0	0.0	0.6	5.1	9.6	42.1
0° and below	55	0.*	0.*	0.0	0.0	0.0	0.0	0.0	0.0	0.0	0.0	0.0	0.0	*
AV. STATION PRES. (mb)														
	23	1018.1	1016.6	1015.2	1016.7	1016.2	1016.1	1016.2	1015.2	1015.5	1017.2	1017.2	1018.4	1016.5
RELATIVE HUMIDITY (%)														
Hour 04	55	85	86	86	86	85	84	82	84	87	90	88	87	86
Hour 10 (Local Time)	55	82	80	73	69	66	65	62	64	67	78	82	83	73
Hour 16	55	75	67	60	55	53	49	45	45	48	62	74	78	59
Hour 22	55	83	81	78	75	73	71	68	70	75	84	84	85	77
PRECIPITATION (ins):														
Water Equivalent														
-Normal		5.35	3.85	3.56	2.39	2.06	1.48	0.63	1.09	1.75	2.67	5.34	6.13	36.30
-Maximum Monthly	55	12.83	10.03	7.52	5.26	4.88	4.06	2.68	4.53	4.30	8.41	11.57	13.35	13.35
-Year		1953	1996	1957	1993	1996	1984	1983	1968	1986	1994	1942	1996	DEC 1996
-Minimum Monthly	55	0.06	0.72	1.10	0.53	0.10	0.03	0.00	T	T	0.19	0.77	1.38	0.00
-Year		1985	1993	1965	1956	1992	1951	1967	1970	1993	1988	1976	1976	JUL 1967
-Maximum in 24 hrs	55	2.61	2.46	1.83	1.47	1.47	1.82	1.09	1.54	2.38	4.44	2.82	2.59	4.44
-Year		1974	1994	1943	1962	1968	1958	1978	1977	1982	1994	1995	1977	OCT 1994
Snow, Ice Pellets, Hail														
-Maximum Monthly	55	41.4	13.2	12.9	T	0.6	T	0.0	T	T	0.2	8.2	15.7	41.4
-Year		1950	1949	1951	1995	1953	1995	1989	1949	1950	1955	1968	1968	JAN 1950
-Maximum in 24 hrs	55	10.6	6.4	7.7	T	0.5	T	0.0	T	T	0.2	7.4	8.0	10.6
-Year		1950	1993	1951	1995	1953	1995	1989	1949	1950	1977	1964	1964	JAN 1950
WIND:														
Mean Speed (mph)	47	10.0	9.2	8.3	7.4	7.1	7.2	7.6	7.1	6.5	6.5	8.6	9.6	7.9
Prevailing Direction through 1963		ESE	ESE	ESE	NW	NW	NW	NW	NW	NW	ESE	ESE	ESE	ESE
Fastest Mile														
-Direction (!!)	41	S	SW	S	S	SW	SW	SW	SW	S	S	SW	S	S
-Speed (mph)	41	54	61	57	60	42	40	33	29	61	88	56	57	88
-Year		1951	1958	1963	1957	1960	1958	1983	1961	1963	1962	1961	1951	OCT 1962
Peak Gust														
-Direction (!!)	39	SW	S	S	S	SW	SW	SW	E	SW	S	S	S	S
-Speed (mph)		63	68	71	63	48	40	35	38	61	104	71	71	104
-Date		1990	1965	1971	1972	1971	1994	1983	1966	1963	1962	1981	1995	Oct 1962

(!!) See Reference Notes on Page 6B

NORMALS, MEANS, AND EXTREMES

SALEM, OREGON

LATITUDE: 44° 55' N LONGITUDE: 123° 00' W ELEVATION: FT. GRND 196 BARO 199 TIME ZONE: PACIFIC WBAN: 24232

	(a)	JAN	FEB	MAR	APR	MAY	JUN	JUL	AUG	SEP	OCT	NOV	DEC	YEAR
TEMPERATURE °F														
Normals														
-Daily Maximum		46.4	51.5	55.7	60.4	67.0	74.5	81.6	82.0	76.0	64.2	52.4	46.4	63.2
-Daily Minimum		32.7	34.1	35.6	37.7	42.2	48.3	50.9	51.4	47.1	41.1	37.5	33.6	41.0
-Monthly		39.6	42.8	45.7	49.1	54.6	61.4	66.3	66.7	61.6	52.7	45.0	40.0	52.1
Extremes														
-Record Highest	58	65	72	80	88	100	105	108	108	104	93	72	68	108
-Year		1984	1968	1947	1957	1983	1992	1941	1981	1988	1970	1970	1993	AUG 1981
-Record Lowest	58	-10	-4	12	23	25	32	37	36	26	23	9	-12	-12
-Year		1950	1950	1971	1968	1954	1976	1962	1980	1972	1971	1955	1972	DEC 1972
NORMAL DEGREE DAYS:														
Heating (base 65 °F)		787	622	598	477	322	141	41	52	131	381	600	775	4927
Cooling (base 65 °F)		0	0	0	0	0	33	81	104	29	0	0	0	247
% OF POSSIBLE SUNSHINE														
MEAN SKY COVER (tenths)														
Sunrise - Sunset	51	8.3	8.1	7.9	7.5	6.9	6.4	4.2	4.6	5.1	6.8	8.2	8.7	6.9
MEAN NUMBER OF DAYS:														
Sunrise to Sunset														
-Clear	58	2.8	3.2	3.5	3.9	5.7	7.2	14.8	13.6	11.5	5.8	2.6	2.0	76.7
-Partly Cloudy	58	4.6	4.5	6.1	7.1	7.7	8.0	8.4	8.6	8.3	8.4	5.1	3.7	80.3
-Cloudy	58	23.6	20.6	21.3	19.0	17.7	14.8	7.9	8.7	10.2	16.8	22.3	25.3	208.2
Precipitation														
.01 inches or more	58	18.0	15.8	16.8	13.8	10.8	7.9	3.1	4.1	6.7	12.0	17.9	18.8	145.7
Snow, Ice Pellets, Hail														
1.0 inches or more	58	0.9	0.4	0.2	0.0	0.0	0.0	0.0	0.0	0.0	0.0	0.1	0.5	2.1
Thunderstorms	58	0.1	0.1	0.2	0.4	0.8	0.5	0.8	0.7	0.8	0.4	0.2	0.1	5.1
Heavy Fog Visibility														
1/4 mile or less	58	6.4	4.1	2.0	0.7	0.5	0.1	0.*	0.3	1.8	6.7	6.4	7.3	36.4
Temperature °F														
-Maximum														
90° and above	33	0.0	0.0	0.0	0.0	0.3	1.9	6.0	5.8	2.4	0.1	0.0	0.0	16.5
32° and below	33	1.1	0.2	0.0	0.0	0.0	0.0	0.0	0.0	0.0	0.0	0.2	1.1	2.5
-Minimum														
32° and below	33	13.9	11.2	9.4	5.4	0.8	0.*	0.0	0.0	0.2	2.9	7.7	12.9	64.4
0° and below	33	0.0	0.*	0.0	0.0	0.0	0.0	0.0	0.0	0.0	0.0	0.0	0.2	0.2
AV. STATION PRES. (mb)														
	23	1011.8	1010.3	1009.2	1010.8	1010.3	1010.3	1010.3	1009.2	1009.4	1011.0	1011.2	1012.2	1010.5
RELATIVE HUMIDITY (%)														
Hour 04	33	87	88	87	87	87	87	86	86	87	90	90	88	88
Hour 10 (Local Time)	33	84	81	75	70	65	62	57	58	64	76	85	85	72
Hour 16	33	75	68	60	57	53	49	40	40	45	59	77	80	59
Hour 22	33	86	84	82	79	76	74	68	70	76	85	88	87	80
PRECIPITATION (ins):														
Water Equivalent														
-Normal		5.92	4.50	4.17	2.42	1.88	1.34	0.56	0.76	1.55	2.98	6.28	6.80	39.16
-Maximum Monthly	58	15.40	12.31	8.56	5.64	4.58	4.19	2.63	4.17	3.98	11.17	15.23	12.40	15.40
-Year		1953	1949	1983	1993	1942	1984	1983	1968	1971	1947	1973	1964	JAN 1953
-Minimum Monthly	58	0.24	0.75	0.87	0.39	0.05	0.01	0.00	0.00	0.00	0.12	0.84	1.26	0.00
-Year		1985	1988	1965	1939	1992	1951	1967	1988	1975	1988	1939	1976	AUG 1988
-Maximum in 24 hrs	58	3.07	3.16	3.03	2.22	2.23	1.81	1.92	1.25	1.86	4.08	2.97	3.12	4.08
-Year		1972	1949	1943	1971	1991	1993	1987	1943	1951	1994	1994	1987	OCT 1994
Snow, Ice Pellets, Hail														
-Maximum Monthly	58	32.8	14.1	10.9	0.1	T	0.0	0.0	0.0	T	T	6.1	14.6	32.8
-Year		1950	1993	1951	1972	1988				1981	1990	1977	1972	JAN 1950
-Maximum in 24 hrs	58	10.8	12.0	8.5	0.1	T	0.0	0.0	0.0	T	T	6.1	9.4	12.0
-Year		1943	1993	1960	1972	1988				1981	1990	1977	1972	FEB 1993
WIND:														
Mean Speed (mph)	47	8.0	7.7	7.8	7.2	6.7	6.6	6.7	6.3	6.1	6.0	7.5	7.9	7.0
Prevailing Direction through 1963		S	S	S	S	S	S	N	NW	S	S	S	S	S
Fastest Obs. 2 Min.														
-Direction (!!)	46	18	18	19	18	25	18	24	29	18	18	18	17	18
-Speed (mph)		41	46	40	44	28	25	26	24	31	58	44	46	58
-Year		1990	1958	1971	1962	1975	1974	1979	1969	1969	1962	1981	1995	OCT 1962
Peak Gust														
-Direction (!!)	25	S	S	S	S	S	SW	SW	NW	S	S	S	18	S
-Speed (mph)		60	54	61	60	46	38	36	37	39	90	71	68	90
-Date		1988	1984	1974	1972	1975	1972	1991	1979	1986	1962	1981	1995	Oct 1962

This page left intentionally blank.

- 144 Arizona Cool Season Climatological Surface Wind and Pressure Gradient Study. Ira S. Brenner, May 1979. (PB298900/AS)
- 143 The BART Experiment. Morris S. Webb, October 1979. (PB80 155112)
- 147 Occurrence and Distribution of Flash Floods in the Western Region. Thomas L. Dietrich, December 1979. (PB80 160344)
- 149 Misinterpretations of Precipitation Probability Forecasts. Allan H. Murphy, Sarah Lichtenstein, Baruch Fischhoff, and Robert L. Winkler, February 1980. (PB80 174576)
- 150 Annual Data and Verification Tabulation - Eastern and Central North Pacific Tropical Storms and Hurricanes 1979. Emil B. Gunther and Staff, EPHC, April 1980. (PB80 220486)
- 151 1C Model Performance in the Northeast Pacific. James E. Overland, PML-ERL, April 1980. 80 196033)
- 152 State of Salt Lake City, Utah. William J. Alder, Sean T. Buchanan, William Cope (Retired), James A. Cisco, Craig C. Schmidt, Alexander R. Smith (Retired), Wilbur E. Figgins (Retired), April 1996 - Sixth Revision (PB96 175583)
- 153 An Automatic Lightning Detection System in Northern California. James E. Rea and Chris E. Fontana, June 1980. (PB80 225592)
- 154 Regression Equation for the Peak Wind Gust 6 to 12 Hours in Advance at Great Falls During Strong Downslope Wind Storms. Michael J. Oard, July 1980. (PB91 108367)
- 155 A Raininess Index for the Arizona Monsoon. John H. Ten Harkel, July 1980. (PB81 106494)
- 156 The Effects of Terrain Distribution on Summer Thunderstorm Activity at Reno, Nevada. Christopher Dean Hill, July 1980. (PB81 102501)
- 157 An Operational Evaluation of the Scofield/Oliver Technique for Estimating Precipitation Rates from Satellite Imagery. Richard Ochoa, August 1980. (PB81 108227)
- 158 Hydrology Practicum. Thomas Dietrich, September 1980. (PB81 134033)
- 159 Tropical Cyclone Effects on California. Arnold Court, October 1980. (PB81 133779)
- 160 Eastern North Pacific Tropical Cyclone Occurrences During Intraseasonal Periods. Preston W. Leftwich and Gail M. Brown, February 1981. (PB81 205494)
- 161 Solar Radiation as a Sole Source of Energy for Photovoltaics in Las Vegas, Nevada, for July and December. Darryl Randerson, April 1981. (PB81 224503)
- 162 A Systems Approach to Real-Time Runoff Analysis with a Deterministic Rainfall-Runoff Model. Robert J.C. Burnash and R. Larry Fernald, April 1981. (PB81 224495)
- 163 A Comparison of Two Methods for Forecasting Thunderstorms at Luke Air Force Base, Arizona. LTC Keith R. Cooley, April 1981. (PB81 225393)
- 164 An Objective Aid for Forecasting Afternoon Relative Humidity Along the Washington Cascade East Slopes. Robert S. Robinson, April 1981. (PB81 23078)
- 165 Annual Data and Verification Tabulation, Eastern North Pacific Tropical Storms and Hurricanes 1980. Emil B. Gunther and Staff, May 1981. (PB82 230336)
- 166 Preliminary Estimates of Wind Power Potential at the Nevada Test Site. Howard G. Booth, June 1981. (PB82 127036)
- 167 ARAP User's Guide. Mark Mathewson, July 1981, Revised September 1981. (PB82 196783)
- 168 Forecasting the Onset of Coastal Gales Off Washington-Oregon. John R. Zimmerman and William D. Burton, August 1981. (PB82 127051)
- 169 A Statistical-Dynamical Model for Prediction of Tropical Cyclone Motion in the Eastern North Pacific Ocean. Preston W. Leftwich, Jr., October 1981. (PB82195298)
- 170 An Enhanced Plotter for Surface Airways Observations. Andrew J. Spry and Jeffrey L. Anderson, October 1981. (PB82 153883)
- 171 Verification of 72-Hour 500-MB Map-Type Predictions. R.F. Quiring, November 1981. (PB82-158098)
- 172 Forecasting Heavy Snow at Wenatchee, Washington. James W. Holcomb, December 1981. (PB82-177783)
- 173 Central San Joaquin Valley Type Maps. Thomas R. Crossan, December 1981. (PB82 196064)
- 174 ARAP Test Results. Mark A. Mathewson, December 1981. (PB82 198103)
- 175 Approximations to the Peak Surface Wind Gusts from Desert Thunderstorms. Darryl Randerson, April 1982. (PB82 253089)
- 176 Climate of Phoenix, Arizona. Robert J. Schmidli and Austin Jamison, April 1969 (Revised July 1986). (PB96-191614)
- 178 Annual Data and Verification Tabulation, Eastern North Pacific Tropical Storms and Hurricanes 1982. E.B. Gunther, June 1983. (PB85 106078)
- 179 Stratified Maximum Temperature Relationships Between Sixteen Zone Stations in Arizona and Respective Key Stations. Ira S. Brenner, June 1983. (PB83 249904)
- 180 Standard Hydrologic Exchange Format (SHEF) Version I. Phillip A. Pasteris, Vernon C. Bissel, David G. Bennett, August 1983. (PB85 106052)
- 181 Quantitative and Spatial Distribution of Winter Precipitation along Utah's Wasatch Front. Lawrence B. Dunn, August 1983. (PB85 106912)
- 182 500 Millibar Sign Frequency Teleconnection Charts - Winter. Lawrence B. Dunn, December 1983. (PB85 106276)
- 183 500 Millibar Sign Frequency Teleconnection Charts - Spring. Lawrence B. Dunn, January 1984. (PB85 111367)
- 184 Collection and Use of Lightning Strike Data in the Western U.S. During Summer 1983. Glenn Rasch and Mark Mathewson, February 1984. (PB85 110534)
- 185 500 Millibar Sign Frequency Teleconnection Charts - Summer. Lawrence B. Dunn, March 1984. (PB85 111359)
- 186 Annual Data and Verification Tabulation eastern North Pacific Tropical Storms and Hurricanes 1983. E.B. Gunther, March 1984. (PB85 109635)
- 187 500 Millibar Sign Frequency Teleconnection Charts - Fall. Lawrence B. Dunn, May 1984. (PB85-110930)
- 188 The Use and Interpretation of Isentropic Analyses. Jeffrey L. Anderson, October 1984. (PB85-132694)
- 189 Annual Data & Verification Tabulation Eastern North Pacific Tropical Storms and Hurricanes 1984. E.B. Gunther and R.L. Cross, April 1985. (PB85 1878887AS)
- 190 Great Salt Lake Effect Snowfall: Some Notes and An Example. David M. Carpenter, October 1985. (PB86 119153/AS)
- 191 Large Scale Patterns Associated with Major Freeze Episodes in the Agricultural Southwest. Ronald S. Hamilton and Glenn R. Lussky, December 1985. (PB86 144474AS)
- 192 NWR Voice Synthesis Project - Phase I. Glen W. Sampson, January 1986. (PB86 145604/AS)
- 193 The MCC - An Overview and Case Study on its Impact in the Western United States. Glenn R. Lussky, March 1986. (PB86 170651/AS)
- 194 Annual Data and Verification Tabulation Eastern North Pacific Tropical Storms and Hurricanes 1985. E.B. Gunther and R.L. Cross, March 1986. (PB86 170941/AS)
- 195 Radiol Interpretation Guidelines. Roger G. Pappas, March 1986. (PB86 177680/AS)
- 196 A Mesoscale Convective Complex Type Storm over the Desert Southwest. Darryl Randerson, April 1986. (PB86 190998/AS)
- 197 The Effects of Eastern North Pacific Tropical Cyclones on the Southwestern United States. Walter Smith, August 1986. (PB87 106258AS)
- 198 Preliminary Lightning Climatology Studies for Idaho. Christopher D. Hill, Carl J. Gorski, and Michael C. Conger, April 1987. (PB87 180196/AS)
- 199 Heavy Rains and Flooding in Montana: A Case for Slantwise Convection. Glenn R. Lussky, April 1987. (PB87 185229/AS)
- 200 Annual Data and Verification Tabulation Eastern North Pacific Tropical Storms and Hurricanes 1986. Glenn R. Cross and Kenneth B. Mielke, September 1987. (PB88 110895/AS)
- 201 An Inexpensive Solution for the Mass Distribution of Satellite Images. Glen W. Sampson and George Clark, September 1987. (PB88 114038/AS)
- 202 Annual Data and Verification Tabulation Eastern North Pacific Tropical Storms and Hurricanes 1987. Roger L. Cross and Kenneth B. Mielke, September 1988. (PB88-101935/AS)
- 203 An Investigation of the 24 September 1986 "Cold Sector" Tornado Outbreak in Northern California. John P. Monteverdi and Scott A. Braun, October 1988. (PB89 121297/AS)
- 204 Preliminary Analysis of Cloud-To-Ground Lightning in the Vicinity of the Nevada Test Site. Carven Scott, November 1988. (PB89 128649/AS)
- 205 Forecast Guidelines For Fire Weather and Forecasters -- How Nighttime Humidity Affects Wildland Fuels. David W. Goens, February 1989. (PB89 162549/AS)
- 206 A Collection of Papers Related to Heavy Precipitation Forecasting. Western Region Headquarters, Scientific Services Division, August 1989. (PB89 230833/AS)
- 207 The Las Vegas McCarran International Airport Microburst of August 8, 1989. Carven A. Scott, June 1990. (PB90-240268)
- 208 Meteorological Factors Contributing to the Canyon Creek Fire Blowup, September 6 and 7, 1988. David W. Goens, June 1990. (PB90-245085)
- 209 Stratus Surge Prediction Along the Central California Coast. Peter Felsch and Woodrow Whitlatch, December 1990. (PB91-129239)
- 210 Hydrotools. Tom Egger, January 1991. (PB91-151787/AS)
- 211 A Northern Utah Soaker. Mark E. Struthwolf, February 1991. (PB91-168716)
- 212 Preliminary Analysis of the San Francisco Rainfall Record: 1849-1990. Jan Null, May 1991. (PB91-208439)
- 213 Idaho Zone Preformat, Temperature Guidance, and Verification. Mark A. Mollner, July 1991. (PB91-227405/AS)
- 214 Emergency Operational Meteorological Considerations During an Accidental Release of Hazardous Chemicals. Peter Mueller and Jerry Galt, August 1991. (PB91-235424)
- 215 WeatherTools. Tom Egger, October 1991. (PB93-184950)
- 216 Creating MOS Equations for RAWS Stations Using Digital Model Data. Dennis D. Gettman, December 1991. (PB92-131473/AS)
- 217 Forecasting Heavy Snow Events in Missoula, Montana. Mike Richmond, May 1992. (PB92-198104)
- 218 NWS Winter Weather Workshop in Portland, Oregon. Various Authors, December 1992. (PB93-146785)
- 219 A Case Study of the Operational Usefulness of the Sharp Workstation in Forecasting a Mesocyclone-Induced Cold Sector Tornado Event in California. John P. Monteverdi, March 1993. (PB93-178697)
- 220 Climate of Pendleton, Oregon. Claudia Bell, August 1993. (PB93-227536)
- 221 Utilization of the Bulk Richardson Number, Helicity and Sounding Modification in the Assessment of the Severe Convective Storms of 3 August 1992. Eric C. Evenson, September 1993. (PB94-131943)
- 222 Convective and Rotational Parameters Associated with Three Tornado Episodes in Northern and Central California. John P. Monteverdi and John Quadros, September 1993. (PB94-131943)
- 223 Climate of San Luis Obispo, California. Gary Ryan, February 1994. (PB94-162062)
- 224 Climate of Wenatchee, Washington. Michael W. McFarland, Roger G. Buckman, and Gregory E. Matzen, March 1994. (PB94-164308)
- 225 Climate of Santa Barbara, California. Gary Ryan, December 1994. (PB95-173720)
- 226 Climate of Yakima, Washington. Greg DeVoir, David Hogan, and Jay Neher, December 1994. (PB95-173688)
- 227 Climate of Kalispell, Montana. Chris Maier, December 1994. (PB95-169488)
- 228 Forecasting Minimum Temperatures in the Santa Maria Agricultural District. Wilfred Pi and Peter Felsch, December 1994. (PB95-171088)
- 229 The 10 February 1994 Oroville Tornado--A Case Study. Mike Staudenmaier, Jr., April 1995. (PB95-241873)
- 230 Santa Ana Winds and the Fire Outbreak of Fall 1993. Ivory Small, June 1995. (PB95-241865)
- 231 Washington State Tornadoes. Tresté Huse, July 1995. (PB96-107024)
- 232 Fog Climatology at Spokane, Washington. Paul Frisbie, July 1995. (PB96-106604)
- 233 Storm Relative Isentropic Motion Associated with Cold Fronts in Northern Utah. Kevin B. Baker, Kathleen A. Hadley, and Lawrence B. Dunn, July 1995. (PB96-106596)
- 234 Some Climatological and Synoptic Aspects of Severe Weather Development in the Northwestern United States. Eric C. Evenson and Robert H. Johns, October 1995. (PB96-112958)
- 235 Climate of Las Vegas, Nevada. Paul H. Skrbac and Scott Cordero, December 1995. (PB96-135553)
- 236 Climate of Astoria, Oregon. Mark A. McInerney, January 1996.
- 237 The 6 July 1995 Severe Weather Events in the Northwestern United States: Recent Examples of SSWEs. Eric C. Evenson, April 1996.
- 238 Significant Weather Patterns Affecting West Central Montana. Joe Lester, May 1996. (PB96-178751)
- 239 Climate of Portland, Oregon. Clinton C. D. Rockey, May 1996. (PB96-176003)
- 240 Downslow Winds of Santa Barbara, CA. Gary Ryan, July 1996. (PB96-191697)
- 241 Operational Applications of the Real-time National Lightning Detection Network Data at the NWSO Tucson, AZ. Daren McCollum, David Bright, Jim Meyer, and John Glueck, September 1996. (PB97-108450)
- 242 Climate of Pocatello, Idaho. Joe Heim, October 1996. (PB97-114540)
- 243 Climate of Great Falls, Montana. Matt Jackson and D. C. Williamson, December 1996. (PB97-126684)
- 244 WSR-88D VAD Wind Profile Data Influenced by Bird Migration over the Southwest United States. Jesus A. Haro, January 1997. (PB97-135263)
- 245 Climatology of Cape for Eastern Montana and Northern Wyoming. Heath Hockenberry and Keith Meier, January 1997. (PB97-133425)
- 246 A Western Region Guide to the Eta-29 Model. Mike Staudenmaier, Jr., March 1997. (PB97-144075)
- 247 The Northeast Nevada Climate Book. Edwin C. Clark, March 1997. (PB97-152789)
- 248 Climate of Eugene, Oregon. Clinton C. D. Rockey, April 1997. (PB97-155303)
- 249 Climate of Tucson, Arizona. John R. Glueck, October 1997.

NOAA SCIENTIFIC AND TECHNICAL PUBLICATIONS

The National Oceanic and Atmospheric Administration was established as part of the Department of Commerce on October 3, 1970. The mission responsibilities of NOAA are to assess the socioeconomic impact of natural and technological changes in the environment and to monitor and predict the state of the solid Earth, the oceans and their living resources, the atmosphere, and the space environment of the Earth.

The major components of NOAA regularly produce various types of scientific and technical information in the following kinds of publications.

PROFESSIONAL PAPERS—Important definitive research results, major techniques, and special investigations.

CONTRACT AND GRANT REPORTS—Reports prepared by contractors or grantees under NOAA sponsorship.

ATLAS—Presentation of analyzed data generally in the form of maps showing distribution of rainfall, chemical and physical conditions of oceans and atmosphere, distribution of fishes and marine mammals, ionospheric conditions, etc.

TECHNICAL SERVICE PUBLICATIONS — Reports containing data, observations, instructions, etc. A partial listing includes data serials; prediction and outlook periodicals; technical manuals, training papers, planning reports, and information serials; and miscellaneous technical publications.

TECHNICAL REPORTS—Journal quality with extensive details, mathematical developments, or data listings.

TECHNICAL MEMORANDUMS—Reports of preliminary, partial, or negative research or technology results, interim instructions, and the like.



Information on availability of NOAA publications can be obtained from:

NATIONAL TECHNICAL INFORMATION SERVICE

U. S. DEPARTMENT OF COMMERCE

5285 PORT ROYAL ROAD

SPRINGFIELD, VA 22161