

---

## NOAA Technical Memorandum NWS WR-286

### The Climate of Elko, Nevada

Ray Martin<sup>1</sup>

June 2012

<sup>1</sup> NOAA National Weather Service, Weather Forecast Office, Elko, NV

*United States  
Department of Commerce  
John Bryson, Secretary*

*National Oceanic and  
Atmospheric Administration  
Dr. Jane Lubchenco  
Under Secretary*

*National Weather Service  
Laura Furgione  
Acting Assistant Administrator  
for Weather Services*

And is approved for publication by  
Science and Technology Infusion  
Division, Western Region

Andy Edman, Chief, Science  
and Technology Infusion  
Division, Salt Lake City, UT

# THE CLIMATE OF ELKO, NEVADA

Ray Martin  
Climate Services Focal Point  
National Weather Service  
Elko Weather Forecast Office  
[ray.martin@noaa.gov](mailto:ray.martin@noaa.gov)

# TABLE OF CONTENTS

## SECTION 1: SUMMARY

TABLE OF CONTENTS	2
NARRATIVE CLIMATOLOGICAL SUMMARY FOR ELKO, NEVADA	6
HISTORY OF WEATHER OBSERVATIONS IN ELKO, NEVADA	11

## SECTION 2: NORMALS AND RECORDS

ANNUAL AND SEASONAL TEMPERATURE 1981-2010 NORMALS AND 1888-2011 RECORDS	13
ANNUAL AND SEASONAL PRECIPITATION 1981-2010 NORMALS AND 1888-2011 RECORDS	14
MONTHLY TEMPERATURE 1981-2010 NORMALS AND 1888-2011 RECORDS	15
MONTHLY PRECIPITATION 1981-2010 NORMALS AND 1888-2011 RECORDS	17
MISCELLANEOUS MONTHLY AND ANNUAL 1888-2011 RECORDS	19
JANUARY DAILY TEMPERATURE 1981-2010 NORMALS AND 1888-2011 RECORDS	28
FEBRUARY DAILY TEMPERATURE 1981-2010 NORMALS AND 1888-2011 RECORDS	29
MARCH DAILY TEMPERATURE 1981-2010 NORMALS AND 1888-2011 RECORDS	30
APRIL DAILY TEMPERATURE 1981-2010 NORMALS AND 1888-2011 RECORDS	31
MAY DAILY TEMPERATURE 1981-2010 NORMALS AND 1888-2011 RECORDS	32
JUNE DAILY TEMPERATURE 1981-2010 NORMALS AND 1888-2011 RECORDS	33
JULY DAILY TEMPERATURE 1981-2010 NORMALS AND 1888-2011 RECORDS	34
AUGUST DAILY TEMPERATURE 1981-2010 NORMALS AND 1888-2011 RECORDS	35
SEPTEMBER DAILY TEMPERATURE 1981-2010 NORMALS AND 1888-2011 RECORDS	36
OCTOBER DAILY TEMPERATURE 1981-2010 NORMALS AND 1888-2011 RECORDS	37
NOVEMBER DAILY TEMPERATURE 1981-2010 NORMALS AND 1888-2011 RECORDS	38
DECEMBER DAILY TEMPERATURE 1981-2010 NORMALS AND 1888-2011 RECORDS	39
NORMAL AND RECORD DAILY MAXIMUM TEMPERATURES (GRAPHED)	40
NORMAL AND RECORD DAILY MINIMUM TEMPERATURES (GRAPHED)	41
JANUARY DAILY PRECIPITATION 1981-2010 NORMALS AND 1888-2011 RECORDS	42
FEBRUARY DAILY PRECIPITATION 1981-2010 NORMALS AND 1888-2011 RECORDS	43
MARCH DAILY PRECIPITATION 1981-2010 NORMALS AND 1888-2011 RECORDS	44
APRIL DAILY PRECIPITATION 1981-2010 NORMALS AND 1888-2011 RECORDS	45
MAY DAILY PRECIPITATION 1981-2010 NORMALS AND 1888-2011 RECORDS	46
JUNE DAILY PRECIPITATION 1981-2010 NORMALS AND 1888-2011 RECORDS	47
JULY DAILY PRECIPITATION 1981-2010 NORMALS AND 1888-2011 RECORDS	48
AUGUST DAILY PRECIPITATION 1981-2010 NORMALS AND 1888-2011 RECORDS	49
SEPTEMBER DAILY PRECIPITATION 1981-2010 NORMALS AND 1888-2011 RECORDS	50
OCTOBER DAILY PRECIPITATION 1981-2010 NORMALS AND 1888-2011 RECORDS	51
NOVEMBER DAILY PRECIPITATION 1981-2010 NORMALS AND 1888-2011 RECORDS	52
DECEMBER DAILY PRECIPITATION 1981-2010 NORMALS AND 1888-2011 RECORDS	53
NORMAL AND RECORD DAILY PRECIPITATION (GRAPHED)	54
NORMAL AND RECORD DAILY SNOWFALL (GRAPHED)	55

### SECTION 3: TEMPERATURE DATA

AVERAGE MONTHLY AND ANNUAL DAILY AVERAGE TEMPERATURES	56
ANNUAL DAILY AVERAGE TEMPERATURES (GRAPHED)	59
10 WARMEST MONTHLY AND ANNUAL DAILY AVERAGE TEMPERATURES	60
10 COLDEST MONTHLY AND ANNUAL DAILY AVERAGE TEMPERATURES	61
AVERAGE MONTHLY AND ANNUAL DAILY MAXIMUM TEMPERATURES	62
AVERAGE ANNUAL DAILY MAXIMUM TEMPERATURES (GRAPHED)	65
10 WARMEST AVERAGE MONTHLY AND ANNUAL DAILY MAXIMUM TEMPERATURES	66
10 COLDEST AVERAGE MONTHLY AND ANNUAL DAILY MAXIMUM TEMPERATURES	67
AVERAGE MONTHLY AND ANNUAL DAILY MINIMUM TEMPERATURES	68
AVERAGE ANNUAL DAILY MINIMUM TEMPERATURES (GRAPHED)	71
10 WARMEST AVERAGE MONTHLY AND ANNUAL DAILY MINIMUM TEMPERATURES	72
10 COLDEST AVERAGE MONTHLY AND ANNUAL DAILY MINIMUM TEMPERATURES	73
HIGHEST MONTHLY AND ANNUAL DAILY MAXIMUM TEMPERATURES	74
HIGHEST ANNUAL DAILY MAXIMUM TEMPERATURES (GRAPHED)	77
10 WARMEST DAILY MAXIMUM TEMPERATURES, ALL-TIME AND BY MONTH	78
LOWEST MONTHLY AND ANNUAL DAILY MAXIMUM TEMPERATURES	79
LOWEST ANNUAL DAILY MAXIMUM TEMPERATURES (GRAPHED)	82
10 COLDEST DAILY MAXIMUM TEMPERATURES, ALL-TIME AND BY MONTH	83
HIGHEST MONTHLY AND ANNUAL DAILY MINIMUM TEMPERATURES	84
HIGHEST ANNUAL DAILY MINIMUM TEMPERATURES (GRAPHED)	87
10 WARMEST DAILY MINIMUM TEMPERATURES, ALL-TIME AND BY MONTH	88
LOWEST MONTHLY AND ANNUAL DAILY MINIMUM TEMPERATURES	89
LOWEST ANNUAL DAILY MINIMUM TEMPERATURES (GRAPHED)	92
10 COLDEST DAILY MINIMUM TEMPERATURES, ALL-TIME AND BY MONTH	93
MONTHLY AND ANNUAL FREQUENCY OF DAILY MINIMUM TEMPERATURES OF 32F OR LOWER	94
ANNUAL FREQUENCY OF DAILY MINIMUM TEMPERATURES OF 32F OR LOWER (GRAPHED)	97
MONTHLY AND ANNUAL FREQUENCY OF DAILY MINIMUM TEMPERATURES OF 0F OR LOWER	98
ANNUAL FREQUENCY OF DAILY MINIMUM TEMPERATURES OF 0F OR LOWER (GRAPHED)	101
MONTHLY AND ANNUAL FREQUENCY OF DAILY MAXIMUM TEMPERATURES OF 90F OR HIGHER	102
ANNUAL FREQUENCY OF DAILY MAXIMUM TEMPERATURES OF 90F OR HIGHER (GRAPHED)	105
MONTHLY AND ANNUAL FREQUENCY OF DAILY MAXIMUM TEMPERATURES OF 32F OR LOWER	106
ANNUAL FREQUENCY OF DAILY MAXIMUM TEMPERATURES OF 32F OR LOWER (GRAPHED)	109
EARLIEST AND LATEST DAILY MINIMUM TEMPERATURE OCCURRANCES	110
LENGTH OF PERIOD BETWEEN LAST AND FIRST MINIMUM TEMPERATURE OF 32F (GRAPHED)	113
EARLIEST AND LATEST DAILY MAXIMUM TEMPERATURE OCCURRANCES	114
LENGTH OF PERIOD BETWEEN FIRST AND LAST MAXIMUM TEMPERATURE OF 90F (GRAPHED)	117

10 LONGEST CONTINUOUS STRETCHES OF EXTREME DAILY MAXIMUM AND MINIMUM TEMPERATURES	118
--	-----

## SECTION 4: PRECIPITATION DATA

TOTAL MONTHLY AND ANNUAL PRECIPITATION	119
TOTAL ANNUAL PRECIPITATION (GRAPHED)	122
10 WETTEST MONTHS AND YEARS	123
10 DRIEST MONTHS AND YEARS	124
WATER YEAR PRECIPITATION	125
WATER YEAR PRECIPITATION (GRAPHED)	126
MONTHLY AND ANNUAL MAXIMUM DAILY PRECIPITATION	127
ANNUAL MAXIMUM DAILY PRECIPITATION (GRAPHED)	130
10 HIGHEST ONE-DAY PRECIPITATION TOTALS, ALL-TIME AND BY MONTH	131
MONTHLY AND ANNUAL MAXIMUM TWO-DAY PRECIPITATION	132
ANNUAL MAXIMUM TWO-DAY PRECIPITATION (GRAPHED)	135
10 HIGHEST TWO-DAY PRECIPITATION TOTALS, ALL-TIME AND BY MONTH	136
MONTHLY AND ANNUAL FREQUENCY OF DAILY PRECIPITATION OF 0.01 INCH OR MORE	137
ANNUAL FREQUENCY OF DAILY PRECIPITATION OF 0.01 INCH OR MORE (GRAPHED)	140
MONTHLY AND ANNUAL FREQUENCY OF DAILY PRECIPITATION OF 0.10 INCH OR MORE	141
ANNUAL FREQUENCY OF DAILY PRECIPITATION OF 0.10 INCH OR MORE (GRAPHED)	144
MONTHLY AND ANNUAL FREQUENCY OF DAILY PRECIPITATION OF 0.50 INCH OR MORE	145
MONTHLY AND ANNUAL FREQUENCY OF DAILY PRECIPITATION OF 1.00 INCH OR MORE	148
10 LONGEST CONTINUOUS STRETCHES OF LOW DAILY PRECIPITATION	151
10 LONGEST CONTINUOUS STRETCHES OF HIGH DAILY PRECIPITATION	152

## SECTION 5: SNOWFALL DATA

TOTAL MONTHLY AND ANNUAL SNOWFALL	153
TOTAL ANNUAL SNOWFALL (GRAPHED)	156
10 SNOWIEST MONTHS AND YEARS	157
SEASONAL SNOWFALL	158
SEASONAL SNOWFALL (GRAPHED)	159
SEASONAL SNOWFALL EXTREMES	160
MONTHLY AND ANNUAL MAXIMUM DAILY SNOWFALL	161
ANNUAL MAXIMUM DAILY SNOWFALL (GRAPHED)	164
10 HIGHEST ONE-DAY SNOWFALL TOTALS, ALL-TIME AND BY MONTH	165
MONTHLY AND ANNUAL MAXIMUM TWO-DAY SNOWFALL	166
ANNUAL MAXIMUM TWO-DAY SNOWFALL	169
10 HIGHEST TWO-DAY SNOWFALL TOTALS, ALL-TIME AND BY MONTH	170
MONTHLY AND ANNUAL FREQUENCY OF DAILY SNOWFALL OF 0.1 INCH OR MORE	171
ANNUAL NUMBER OF DAYS WITH SNOWFALL OF 0.1 INCH OR MORE (GRAPHED)	174
MONTHLY AND ANNUAL FREQUENCY OF DAILY SNOWFALL OF 1.0 INCH OR MORE	175
ANNUAL NUMBER OF DAYS WITH SNOWFALL OF 1.0 INCH OR MORE (GRAPHED)	178

MONTHLY AND ANNUAL FREQUENCY OF DAILY SNOWFALL OF 5.0 INCHES OR MORE	179
LATEST AND EARLIEST DAILY SNOWFALL OCCURRANCES	182
NUMBER OF DAYS BETWEEN LAST AND FIRST SNOWFALL OF 0.1 INCH OR MORE (GRAPHED)	185
10 LONGEST CONTINUOUS STRETCHES OF HIGH DAILY SNOWFALL	186

## SECTION 6: MISCELLANEOUS DATA

MONTHLY AND ANNUAL AVERAGE WIND SPEED	187
ANNUAL AVERAGE WIND SPEED (GRAPHED)	189
MONTHLY AND ANNUAL PEAK WIND GUST SPEED	190
ANNUAL PEAK WIND GUST SPEED (GRAPHED)	191
MONTHLY AND ANNUAL AVERAGE PERCENTAGE OF SKY COVER	192
MONTHLY AND ANNUAL NUMBER OF DAYS WITH THUNDERSTORMS	194
ANNUAL NUMBER OF DAYS WITH THUNDERSTORMS (GRAPHED)	196
MONTHLY AND ANNUAL NUMBER OF DAYS WITH FOG	197
ANNUAL NUMBER OF DAYS WITH FOG (GRAPHED)	199

## SECTION 7: ACKNOWLEDGEMENTS

ACKNOWLEDGEMENTS	200
------------------	-----

## NARRATIVE CLIMATOLOGICAL SUMMARY FOR ELKO, NEVADA

Elko, with a population of 18,297 as of the 2010 US Census, is located in southwestern Elko County in northeastern Nevada. It is located along the main east-west transportation corridor through the Great Basin, a massive area which includes most of Nevada and parts of California, Oregon, Idaho and Utah. All streams and rivers in this region flow into salt lakes or dry lake beds, from which no water leaves except through seepage and evaporation.

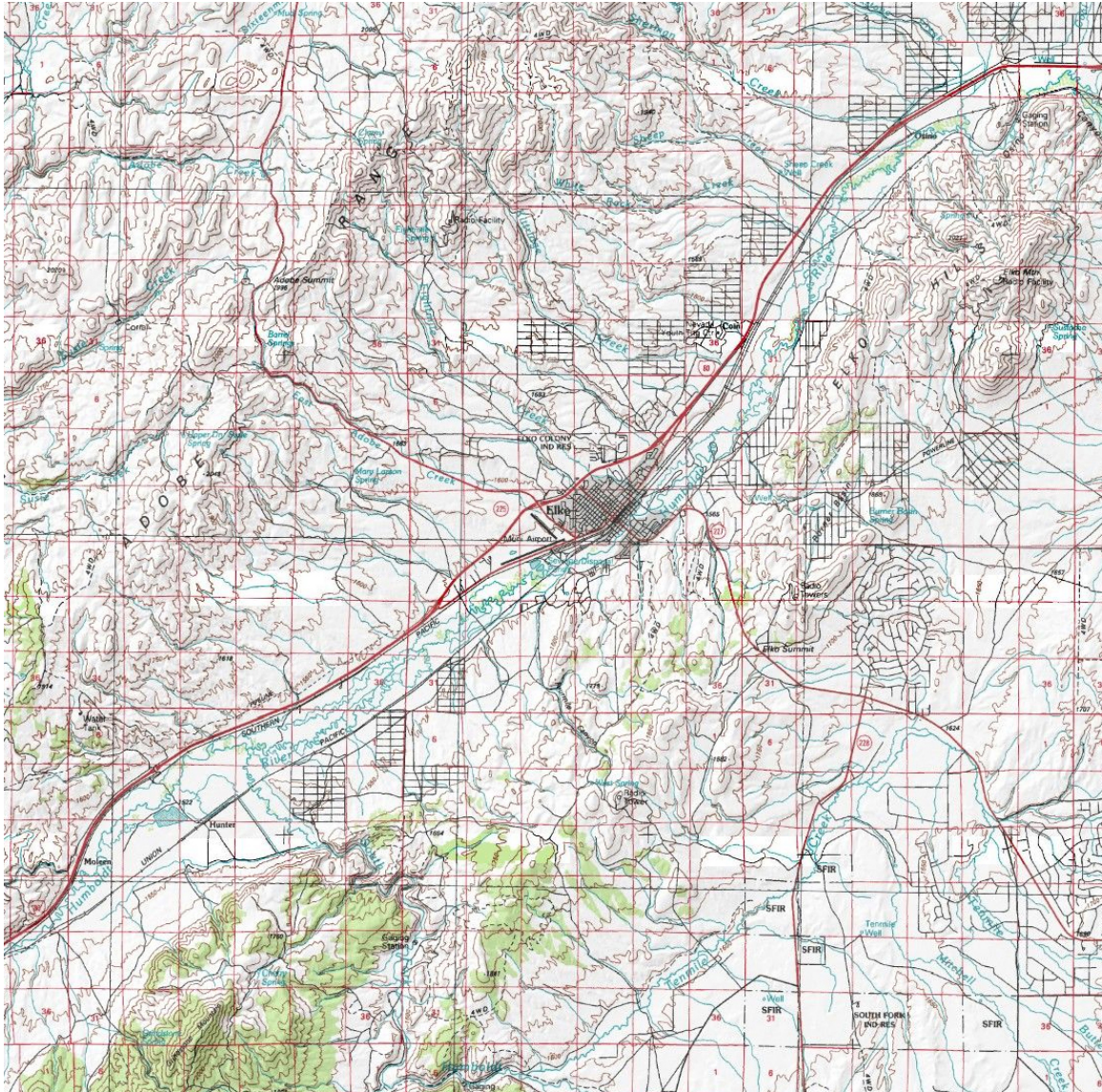


View of downtown Elko, Nevada. Photo by author.

On a more local scale, Elko is situated in the valley of the Humboldt River, one of the longest rivers in the Great Basin. Sitting at 5,074 feet above sea level, Elko Regional Airport serves as the official weather station for Elko and is located a mile southwest of downtown Elko. To the immediate southeast of Elko are the Elko Hills, a range of large hills and small mountains. This range reaches a peak elevation of 7,500 feet atop Elko Mountain, located 7 miles east-northeast of downtown Elko. To the immediate northwest of Elko is the Adobe Range, another range of large hills and small mountains with peaks of similar elevation. Approximately 20 miles southeast of Elko, the much more prominent Ruby Mountains rise high above the surrounding valleys and reach a maximum elevation of 11,437 feet atop Ruby Dome.



The vegetative pattern in the valleys of the Elko area is known as “sagebrush-steppe” and is dominated by sagebrush, rabbitbrush, and perennial grasses. Lower mountain slopes in the area contain patches of scrubby Utah Juniper trees, while the higher slopes of the Ruby Mountains support groves of Aspen, Whitebark and Limber Pine, and White Fir.

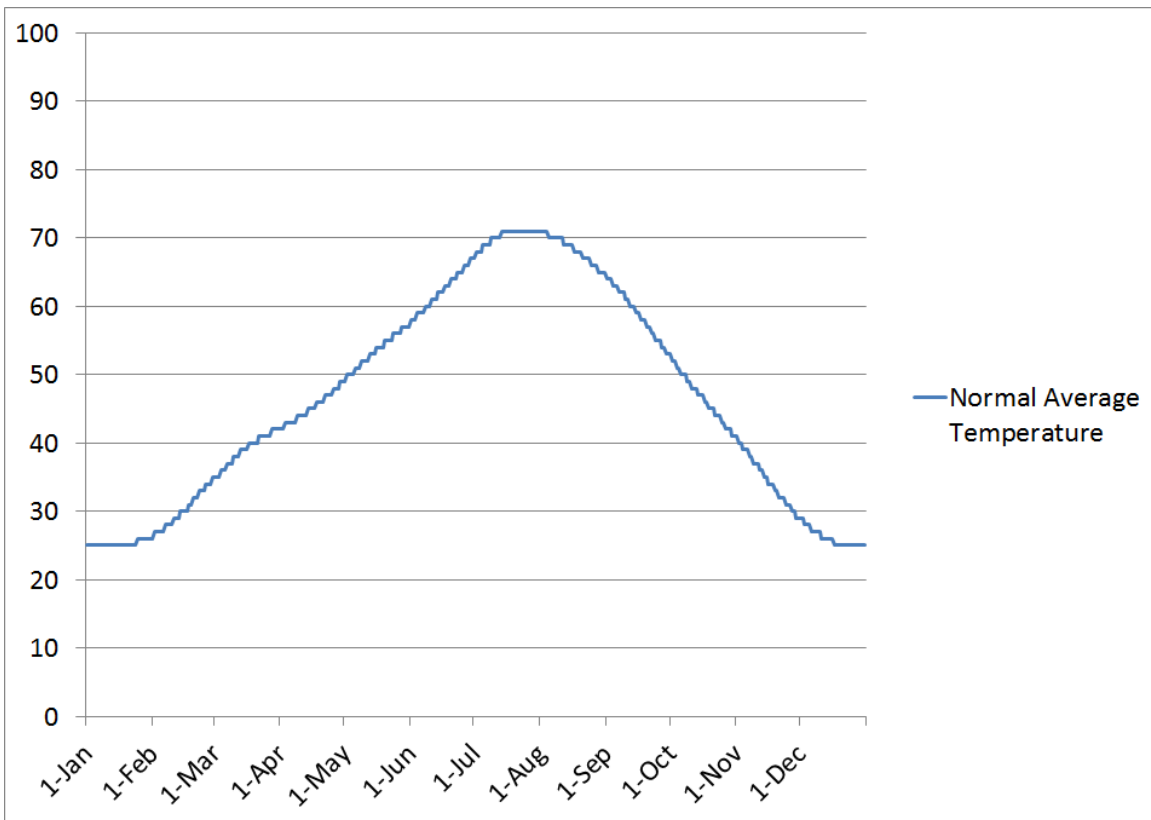


Topographic map of the Elko, Nevada area. Map by USGS.

The climate of Elko is most simply described as being a “high desert” type. High temperatures are hot in the summer, with values frequently exceeding 90 degrees; however, they are much colder in the winter with readings often staying below 40 degrees. Lows in the summer are quite cool, with readings commonly in the 40s; in the winter they frequently fall into the single digits. Individual days often have large ranges in temperature, with 30 degree diurnal ranges common in the winter and 40 or more degree ranges common in summer. These large daily ranges are due to the combination

of Elko’s high elevation, location in a sheltered valley, and generally low humidity. It is also one reason why the growing season is usually quite short, with an average length of about 90 days each year. The last freezing temperature in the spring typically occurs in early or mid-June, with the first freezing temperature of fall usually happening in early or mid-September.

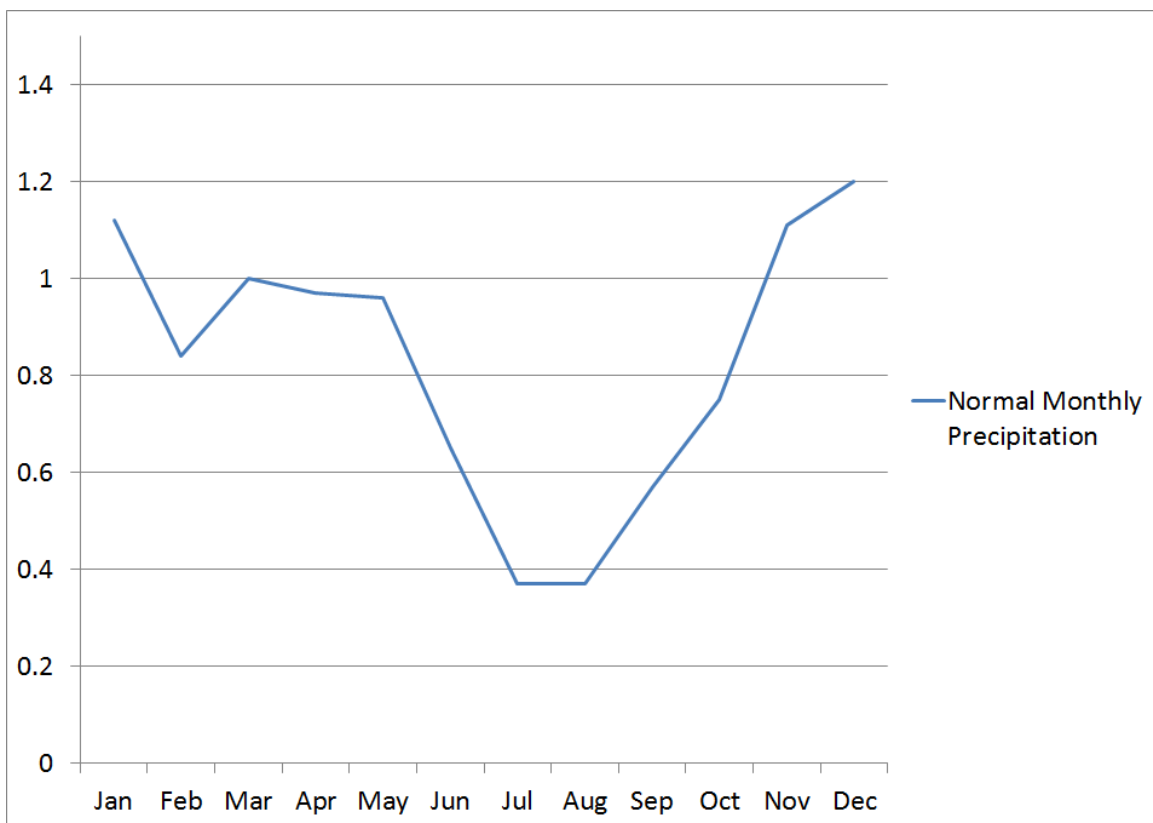
Another somewhat unusual aspect of the temperature regime in Elko is the asymmetric annual temperature curve. On average, the lowest temperatures of the year are experienced just after the winter solstice in late December. From there, a slow but fairly steady warming trend begins and continues straight into late July before leveling off. Starting in August, average temperatures plummet rapidly toward their minimum values in late December. This has the effect of making the spring noticeably longer than autumn. The unusual annual pattern is due to the commonality of upper-level low pressure systems parking themselves over the Intermountain West during the spring, which tends to keep the region cooler than the continental climate of the region might otherwise suggest. These low pressure systems are not often present in the autumn, allowing the rapid temperature drop which is to be expected in an arid to semi-arid region.



Graph of the normal (1981-2010) average temperature in Elko.

The large Sierra Nevada mountain range located far to the west-southwest greatly diminishes the moisture available for precipitation from Pacific storm systems. The local mountain ranges can also cause small-scale rain shadows. Meanwhile, monsoon

moisture which typically flows northward from the tropical Pacific and Gulf of Mexico often stays to the south and east of Elko. These factors combine to result in an arid to semi-arid climate, with most precipitation being light and showery in nature. A distinct dry season occurs during mid to late summer, with a broad wet season stretching from the winter through the spring. Unusually heavy precipitation events with totals in excess of 1 inch are quite rare and generally happen only once every few years. Thunderstorms are most common during the summer months, and are usually caused by passing cold fronts, monsoon moisture from the Southwest, or a cold upper-level low pressure system. While thunderstorms can occasionally produce heavy rain and flooding, they are more likely to produce only a trace to a few hundredths of an inch of rain. These “dry thunderstorms” are the most common cause of the many wildfires that occur across northeastern Nevada each summer.



Graph of the normal (1981-2010) monthly precipitation in Elko.

Snowfall is often light but rather frequent during the winter and snow may persist on the ground for an extended period of time; its presence can also aid in the formation of fog during the winter months. Heavy snowfalls of 6 inches or greater usually happen approximately once a year. Freezing rain and ice pellets are extremely rare. However, graupel is somewhat common, especially during the spring.

Winds are typically diurnally influenced, with a southwesterly “up-valley” wind common during the afternoon and a northeasterly “down-valley” wind common during the early morning. Strong damaging winds usually occur either ahead of or during the

passage of a strong cold front, or during thunderstorms. However, Elko's location at the bottom of a valley tends to prevent the strongest winds from reaching the city most of the time. This ensures that severe winds in excess of 58 mph are a relatively rare event in Elko, with only one or two occurrences in a given year on average. Dust storms can occur when strong winds ahead of a cold front affect a wide area. A strong thunderstorm may also produce a dust storm via strong outflow winds, though these "haboobs" are quite rare.

Skies are often mostly clear for many days in a row during the summer and autumn, with clouds more likely to dim the sun during the winter and spring. During the spring and summer it is not uncommon for days to start out clear and then become cloudy by day's end due to convection.

# HISTORY OF WEATHER OBSERVATIONS IN ELKO, NEVADA

Elko is among the oldest Nevada weather stations that are still in service to the present day. The first weather station, in the form of a volunteer “cooperative” station, was established at the old Central Pacific Railroad depot in downtown Elko on February 7, 1870. At first, the station only recorded precipitation data, but was supplied with thermometers starting in February of 1888. For the next 60 years, volunteer observers either working for, or living very close to, the railroad depot in downtown Elko recorded weather data. The volunteer nature of this weather station did pose some difficulties, however. Firstly, daily weather records are only available back to 1888; while earlier records may still exist, they have not been located as of this writing. Secondly, as sometimes occurs with volunteers, there are a great many data gaps and some questionable readings. For these reasons, the data from the early period of record presented here (February 1, 1888 to December 15, 1930) should be used with caution.

Fortunately for the sake of data quality and consistency, the needs of the aviation industry resulted in the establishment of an official government observing site at Elko Regional Airport (then known as Elko Municipal Airport) on December 16, 1930. This was one of the first “Weather Bureau Airport Stations” established in the United States. The observing instruments, now mostly automated, remain at the airport to this day, making it the oldest official airport weather station still in service in the state of Nevada. The automated station is not capable of measuring snowfall, so the staff at the Elko National Weather Service Office located a few miles northeast of the airport is responsible for measuring snowfall at present.

Below is a description of the locations used for official observations in Elko since 1870:

<b><u>Location</u></b>	<b><u>Dates occupied</u></b>
<b>Vicinity of downtown Elko Railroad Depot</b>	<b>February 7, 1870 – December 15, 1930</b>
<b>United Air Lines Hanger (Municipal Airport)</b>	<b>December 16, 1930 – February 5, 1943</b>
<b>FAA Administration Building (Municipal Airport)</b>	<b>February 5, 1943 – October 15, 1992</b>
<b>Automated Weather Observing System (Regional Airport)</b>	<b>August 1, 1990 - February 14, 2001</b>
<b>Automated Surface Observing System (Regional Airport)</b>	<b>February 14, 2001 - present</b>



The FAA Building at Elko Regional Airport. Weather observers took observations here before the observations were automated. Photo by author.



The Automated Surface Observing System (ASOS) at the Elko Regional Airport currently produces the official weather observations for Elko. Photo by author.

ANNUAL AND SEASONAL TEMPERATURE 1981-2010  
 NORMALS AND 1888-2011 RECORDS  
 ELKO

NOTE: \* indicates record was also set multiple times previously

Element	Normal	Record High	Record Low
Annual Daily Max	62.2	67.3 in 1981	57.3 in 1993
Annual Daily Min	31.2	35.7 in 1983	21.0 in 1895
Annual Average	46.7	50.8 in 1981	41.3 in 1944
Winter Daily Max	38.2	49.4 in 1980-1981	26.8 in 1931-1932
Winter Daily Min	15.6	24.9 in 1977-1978	-0.4 in 1932-1933
Winter Average	26.9	34.7 in 1980-1981	13.8 in 1948-1949
Spring Daily Max	60.1	69.5 in 1934	52.6 in 1975
Spring Daily Min	31.6	34.5 in 1983	22.2 in 1895
Spring Average	45.8	50.8 in 1910	39.8 in 1899
Summer Daily Max	86.4	94.9 in 1917	77.7 in 1993
Summer Daily Min	47.5	52.3 in 1977	36.7 in 1895
Summer Average	66.9	71.4 in 1981	59.2 in 1993
Autumn Daily Max	63.7	72.8 in 1917	57.2 in 1972
Autumn Daily Min	29.7	35.8 in 1983	20.4 in 1898
Autumn Average	46.7	52.1 in 1967	39.2 in 1898

ANNUAL AND SEASONAL PRECIPITATION 1981-2010  
 NORMALS AND 1888-2011 RECORDS  
 ELKO

NOTE: \* indicates record was also set multiple times previously

Element	Normal	Record High	Record Low
Annual Precip	9.91	18.34 in 1983	4.35 in 1919
Annual Snowfall	41.3	100.8 in 1996	7.0 in 1940
Water Year Precip	9.91	21.99 in 1889-1890	2.42 in 1923-1924
Seasonal Snowfall	41.3	91.0 in 1889-1890	6.0 in 1939-1940
Winter Precip	3.16	11.55 in 1889-1890	0.25 in 1930-1931
Winter Snowfall	26.8	91.0 in 1889-1890	1.0 in 1888-1889
Spring Precip	2.93	6.50 in 1904	0.61 in 1909
Spring Snowfall	8.8	38.5 in 1902	T most recently in 1978
Summer Precip	1.39	6.38 in 1970	0.00 in 1919
Summer Snowfall	T	1.7 in 1914	0.0 most recently in 2010
Autumn Precip	2.43	5.73 in 1900	0.45 in 1933
Autumn Snowfall	5.7	20.0 in 1930	0.0 in 1929



**MONTHLY TEMPERATURE 1981-2010 NORMALS AND  
1888-2011 RECORDS  
ELKO**

NOTE: \* indicates record was also set multiple times previously

Element	Normal	Record High	Record Low
January Daily Max	36.3	50.0 in 1900	19.7 in 1949
January Daily Min	13.9	25.4 in 1953	-10.3 in 1949
January Average	25.1	36.2 in 2003	4.7 in 1949
February Daily Max	41.1	53.6 in 1995	27.0 in 1933
February Daily Min	18.4	29.9 in 1980	-3.8 in 1933
February Average	29.9	39.8 in 1968	11.6 in 1933
March Daily Max	51.6	62.0 in 1934	37.3 in 1952
March Daily Min	26.2	33.5 in 1983	15.2 in 1898
March Average	38.9	44.9 in 1978	26.6 in 1952
April Daily Max	59.4	70.2 in 1910	47.0 in 1975
April Daily Min	31.0	35.9 in 1889	20.5 in 1970
April Average	45.2	51.8 in 1926	36.2 in 1970
May Daily Max	69.2	80.3 in 1919	57.2 in 1899
May Daily Min	37.6	41.1 in 2005	25.6 in 1899
May Average	53.4	58.5 in 1928	41.4 in 1899
June Daily Max	80.0	91.2 in 1918	64.6 in 1905
June Daily Min	44.4	51.6 in 1977	32.3 in 1895
June Average	62.2	70.3 in 1918	53.9 in 1899
July Daily Max	90.3	99.1 in 1917	79.3 in 1993
July Daily Min	50.1	57.1 in 1985	39.8 in 1889
July Average	70.2	75.9 in 1985	59.6 in 1993
August Daily Max	88.5	97.6 in 1917	81.4 in 1899
August Daily Min	47.9	56.7 in 1983	36.6 in 1911
August Average	68.2	75.0 in 1967	60.4 in 1899

**MONTHLY TEMPERATURE 1981-2010 NORMALS AND  
1888-2011 RECORDS, CONTINUED  
ELKO**

NOTE: \* indicates record was also set multiple times previously

Element	Normal	Record High	Record Low
September Daily Max	78.5	87.9 in 1979	70.1 in 1941
September Daily Min	39.1	46.8 in 1967	22.7 in 1889
September Average	58.8	66.1 in 1979	49.2 in 1901
October Daily Max	64.5	78.4 in 1917	53.6 in 1898
October Daily Min	28.7	41.0 in 1889	13.8 in 1891
October Average	46.6	54.6 in 1979	36.5 in 1898
November Daily Max	48.2	69.5 in 1894	34.8 in 1944
November Daily Min	21.2	30.7 in 1888	8.4 in 1993
November Average	34.7	42.4 in 1927	25.2 in 1944
December Daily Max	37.2	51.2 in 1917	23.5 in 1944
December Daily Min	14.7	25.0 in 1977	-2.4 in 1909
December Average	26.0	36.6 in 1929	12.1 in 1944

**MONTHLY PRECIPITATION 1981-2010 NORMALS AND  
1888-2011 RECORDS  
ELKO**

NOTE: \* indicates record was also set multiple times previously

Element	Normal	Record High	Record Low
January Precip	1.12	5.71 in 1916	T in 1920*
January Snowfall	10.5	69.0 in 1890	T in 1919*
February Precip	0.84	5.50 in 1901	T in 1889
February Snowfall	6.4	27.0 in 1922	T in 1924 and 1889
March Precip	1.00	3.85 in 1904	0.04 in 1988
March Snowfall	5.1	35.5 in 1902	0.0 in 1934*
April Precip	0.97	3.94 in 1900	0.00 in 1909
April Snowfall	3.2	19.0 in 1925	0.0 in 1949*
May Precip	0.96	4.09 in 1971	0.00 in 1893
May Snowfall	0.5	11.3 in 1971	0.0 in 2009*
June Precip	0.65	4.08 in 1913	0.00 in 1924*
June Snowfall	0.0	1.7 in 1914	0.0 in 2010*
July Precip	0.37	2.35 in 1950	0.00 in 1963*
July Snowfall	0.0	T in 1998*	0.0 in 2011*
August Precip	0.37	4.61 in 1970	0.00 in 1919*
August Snowfall	0.0	T in 1999*	0.0 in 2011*
September Precip	0.57	3.22 in 1978	0.00 in 1974
September Snowfall	0.1	2.0 in 1982	0.0 in 2011*
October Precip	0.75	2.90 in 1889	0.00 in 1917*
October Snowfall	0.6	9.0 in 1920	0.0 in 2005*
November Precip	1.11	3.53 in 1900	0.00 in 1929*
November Snowfall	5.0	20.0 in 1930	0.0 in 1943*

MONTHLY PRECIPITATION 1981-2010 NORMALS AND  
 1888-2011 RECORDS, CONTINUED  
 ELKO

NOTE: \* indicates record was also set multiple times previously

Element	Normal	Record High	Record Low
December Precip	1.20	5.46 in 1891	T in 1976*
December Snowfall	9.9	54.0 in 1891	0.0 in 1989 and 1939

# MISCELLANEOUS MONTHLY AND ANNUAL 1888- 2011 RECORDS ELKO

NOTE: \* indicates record was also set multiple times previously

<u>Month</u>	<u>Highest temperature</u>	<u>Lowest daily maximum temperature</u>
January	65 on 1/31/2003	-12 on 1/8/1890
February	70 on 2/28/1986*	-3 on 2/10/1933
March	78 on 3/21/2004*	24 on 3/1/1971*
April	86 on 4/29/1992*	29 on 4/1/1936
May	97 on 5/28/2003	33 on 5/1/1913
June	104 on 6/24/1981	44 on 6/11/1913
July	107 on 7/4/1981*	52 on 7/3/1913
August	107 on 8/4/1978	59 on 8/20/1968
September	99 on 9/3/1950	42 on 9/30/1971
October	92 on 10/1/2010	29 on 10/28/1971
November	83 on 11/7/1913	6 on 11/28/1896
December	65 on 12/1/1995	-6 on 12/25/1924
Annual	107 on 7/4/1981*	-12 on 1/8/1890

<u>Month</u>	<u>Highest daily minimum temperature</u>	<u>Lowest temperature</u>
January	44 on 1/1/1997*	-43 on 1/21/1937
February	43 on 2/18/1986	-41 on 2/27/1890
March	50 on 3/30/1978	-15 on 3/2/1890
April	49 on 4/9/1918	-2 on 4/1/1936
May	65 on 5/17/1909	8 on 5/2/1913
June	62 on 6/25/1981*	12 on 6/6/1914
July	73 on 7/13/1897	28 on 7/11/1890
August	68 on 8/7/1983*	20 on 8/26/1992
September	65 on 9/4/1931	9 on 9/26/1934
October	56 on 10/13/1962*	0 on 10/12/1891
November	51 on 11/11/1973	-16 on 11/29/1896
December	47 on 12/3/1980	-41 on 12/25/1924
Annual	73 on 7/13/1897	-43 on 1/21/1937

MISCELLANEOUS MONTHLY AND ANNUAL 1888-  
2011 RECORDS, CONTINUED  
ELKO

NOTE: \* indicates record was also set multiple times previously

<u>Month</u>	<u>Greatest # of days with a minimum temperature</u> below 32F	<u>Greatest # of days with a minimum temperature</u> below 0F
January	31 in 2010*	25 in 1949
February	29 in 1996*	20 in 1933
March	31 in 1988*	5 in 1922
April	29 in 1970*	1 in 1936
May	31 in 1899	0 in 2011*
June	18 in 1895	0 in 2011*
July	4 in 1916	0 in 2011*
August	6 in 1992*	0 in 2011*
September	29 in 1901	0 in 2011*
October	31 in 1915*	1 in 1891
November	30 in 2011*	8 in 1931
December	31 in 2010*	21 in 1909
Annual	265 in 1895	45 in 1949

<u>Month</u>	<u>Least # of days with a minimum temperature</u> below 32F	<u>Least # of days with a minimum temperature</u> below 0F
January	23 in 1980*	0 in 2010*
February	15 in 1968	0 in 2011*
March	12 in 1983	0 in 2011*
April	6 in 1926	0 in 2011*
May	0 in 2005*	0 in 2011*
June	0 in 2009*	0 in 2011*
July	0 in 2011*	0 in 2011*
August	0 in 2011*	0 in 2011*
September	0 in 2011*	0 in 2011*
October	4 in 1979	0 in 2011*
November	17 in 1927	0 in 2011*
December	22 in 1983	0 in 2010*
Annual	147 in 1983	0 in 2003*

MISCELLANEOUS MONTHLY AND ANNUAL 1888-  
2011 RECORDS, CONTINUED  
ELKO

NOTE: \* indicates record was also set multiple times previously

<u>Month</u>	<u>Greatest # of days with a maximum temperature</u> above 90F	<u>Greatest # of days with a maximum temperature</u> below 32F
January	0 in 2011*	27 in 1949
February	0 in 2011*	22 in 1933
March	0 in 2011*	9 in 1952
April	0 in 2011*	2 in 1975
May	8 in 1919	0 in 2011*
June	22 in 1918	0 in 2011*
July	31 in 1919*	0 in 2011*
August	31 in 1917	0 in 2011*
September	13 in 1979	0 in 2011*
October	1 in 2010	2 in 1971*
November	0 in 2011*	15 in 1944
December	0 in 2011*	25 in 1930
Annual	84 in 1917	63 in 1944

<u>Month</u>	<u>Least # of days with a maximum temperature</u> above 90F	<u>Least # of days with a maximum temperature</u> below 32F
January	0 in 2011*	0 in 2003*
February	0 in 2011*	0 in 2010*
March	0 in 2011*	0 in 2011*
April	0 in 2011*	0 in 2011*
May	0 in 2011*	0 in 2011*
June	0 in 1998*	0 in 2011*
July	1 in 1993	0 in 2011*
August	0 in 1899	0 in 2011*
September	0 in 2011*	0 in 2011*
October	0 in 2011*	0 in 2011*
November	0 in 2011*	0 in 2011*
December	0 in 2011*	0 in 1976*
Annual	3 in 1993	0 in 1900

MISCELLANEOUS MONTHLY AND ANNUAL 1888-  
2011 RECORDS, CONTINUED  
ELKO

NOTE: \* indicates record was also set multiple times previously

Shortest warm season interval between daily minimum temperatures of 32F  
or less:

29 days from 8/1/1995 to 8/29/1995\*

Longest interval between daily minimum temperatures of 32F or less:

155 days from 4/20/1980 to 9/21/1980

Shortest warm season interval between daily minimum temperatures of 0F  
or less:

231 days from 3/25/1924 to 11/10/1924

Longest interval between daily minimum temperatures of 0F or less:

704 days from 2/1/1980 to 1/4/1982

Shortest warm season interval between daily maximum temperatures of 32F  
or less:

214 days from 4/2/1936 to 11/1/1936

Longest interval between daily maximum temperatures of 32F or less:

378 days from 12/9/1980 to 12/21/1981



MISCELLANEOUS MONTHLY AND ANNUAL 1888-  
2011 RECORDS, CONTINUED  
ELKO

NOTE: \* indicates record was also set multiple times previously

<u>Month</u>	<u>Greatest daily precipitation total</u>	<u>Greatest two-day precipitation total</u>
January	2.00 on 1/28/1916*	2.20 on 1/28-29/1916
February	1.70 on 2/11/1922	2.40 on 2/18-19/1901
March	1.50 on 3/17/1903	1.90 on 3/4-5/1890
April	3.30 on 4/22/1925	3.30 on 4/22/1925
May	1.73 on 5/21/1971	2.04 on 5/20-21/1971
June	1.50 on 6/3/1903	2.09 on 6/1-2/1891
July	1.28 on 7/8/2001	1.71 on 7/14-15/1910
August	4.13 on 8/27/1970	4.20 on 8/27-28/1970
September	2.25 on 9/5/1978	2.37 on 9/5-6/1978
October	1.63 on 10/24/2010	1.69 on 10/23-24/2010
November	1.50 on 11/29/1898	2.00 on 11/12-13/1903
December	1.60 on 12/3/1950	1.92 on 12/27-28/1891
Annual	4.13 on 8/27/1970	4.20 on 8/27-28/1970

<u>Month</u>	<u>Greatest # of days with a total precipitation of more than 0.01"</u>	<u>Greatest # of days with a total precipitation of more than 0.10"</u>
January	17 in 1933	14 in 1890
February	16 in 1998*	11 in 1901
March	16 in 1989*	14 in 1904
April	19 in 2003	10 in 1900
May	20 in 1995	10 in 1980
June	17 in 1963	12 in 1913
July	12 in 1960	5 in 1912
August	11 in 2004*	6 in 1983*
September	13 in 1982*	7 in 1982*
October	12 in 1984*	7 in 2004*
November	17 in 1988	11 in 1901
December	25 in 1983	16 in 1983
Annual	129 in 1983	68 in 1983

MISCELLANEOUS MONTHLY AND ANNUAL 1888-  
2011 RECORDS, CONTINUED  
ELKO

NOTE: \* indicates record was also set multiple times previously

<u>Month</u>	<u>Greatest # of days with a total precipitation of more than 0.50"</u>	<u>Greatest # of days with a total precipitation of more than 1.00"</u>
January	5 in 1890	2 in 1916*
February	6 in 1901	2 in 1901
March	4 in 1904	1 in 1916*
April	4 in 1900	1 in 1943*
May	4 in 1917*	1 in 1971*
June	3 in 1968*	1 in 1968*
July	2 in 1950*	1 in 2001*
August	3 in 1899	2 in 1899
September	2 in 1983*	1 in 1978*
October	2 in 1972*	1 in 2010*
November	2 in 1983*	2 in 1930
December	5 in 1891	2 in 1891
Annual	13 in 1900	4 in 1916*

<u>Month</u>	<u>Greatest daily snowfall total</u>	<u>Greatest two-day snowfall total</u>
January	18.4 on 1/24/1996	22.5 on 1/23-24/1996
February	12.0 on 2/11/1922*	18.0 on 2/26-27/1902
March	15.0 on 3/17/19093	17.0 on 3/16-17/1903
April	16.0 on 4/22/1925	16.0 on 4/22/1925
May	7.8 on 5/21/1971	11.1 on 5/20-21/1971
June	1.7 on 6/5/1914	1.7 on 6/5/1914
July		
August		
September	2.0 on 9/30/1982	2.0 on 9/30/1982
October	5.2 on 10/12/1963	6.0 on 10/25-26/1919
November	10.6 on 11/11/1944	15.0 on 11/16-17/1930
December	16.0 on 12/21/1924	19.0 on 12/27-28/1891
Annual	18.4 on 1/24/1996	22.5 on 1/23-24/1996

MISCELLANEOUS MONTHLY AND ANNUAL 1888-  
2011 RECORDS, CONTINUED  
ELKO

NOTE: \* indicates record was also set multiple times previously

<u>Month</u>	<u>Greatest # of days with a total snowfall of more than 0.1"</u>	<u>Greatest # of days with a total snowfall of more than 1.0"</u>
January	20 in 1964	14 in 1890
February	16 in 1969	8 in 1969
March	14 in 2006	8 in 2006*
April	12 in 1967	7 in 1999
May	4 in 1999*	2 in 1988*
June	1 in 1914*	1 in 1914
July	0 in 2011*	0 in 2011*
August	0 in 2011*	0 in 2011*
September	2 in 1948	1 in 1982*
October	6 in 1971	3 in 1946
November	12 in 1985	7 in 2010*
December	18 in 2001*	14 in 1983
Annual	63 in 1971*	35 in 1983

<u>Month</u>	<u>Greatest # of days with a total snowfall of more than 5.0"</u>
January	6 in 1890
February	3 in 1932
March	3 in 1902
April	1 in 2011*
May	1 in 1971*
June	0 in 2011*
July	0 in 2011*
August	0 in 2011*
September	0 in 2011*
October	1 in 1963*
November	3 in 1930
December	5 in 1891
Annual	6 in 1996*

MISCELLANEOUS MONTHLY AND ANNUAL 1888-  
2011 RECORDS, CONTINUED  
ELKO

NOTE: \* indicates record was also set multiple times previously

Shortest warm season interval between daily snowfall totals of 0.1" or more:  
132 days from 5/22/1971 to 9/30/1971

Longest interval between daily snowfall totals of 0.1" or more:  
315 days 2/6/1940 to 12/16/1940

Shortest warm season interval between daily snowfall totals of 1.0" or more:  
146 days from 5/22/1971 to 10/14/1971

Longest interval between daily snowfall totals of 1.0" or more:  
326 days from 2/6/1940 to 12/27/1940

MISCELLANEOUS MONTHLY AND ANNUAL 1888-  
2011 RECORDS, CONTINUED  
ELKO

NOTE: \* indicates record was also set multiple times previously

<u>Month</u>	<u>Highest average wind speed</u>	<u>Lowest average wind speed</u>
January	8.4 in 1965	3.2 in 2003
February	9.0 in 1949	3.8 in 1957
March	8.1 in 1963	4.1 in 1972
April	8.5 in 1974	4.8 in 1972
May	8.5 in 1965	4.5 in 1972*
June	8.7 in 1949	4.7 in 1967
July	7.6 in 1949	4.8 in 1982
August	7.1 in 1990	4.4 in 1967
September	7.2 in 1965	4.0 in 2011
October	7.3 in 1962	3.2 in 1980
November	7.3 in 1970	2.2 in 1969
December	9.1 in 1964	1.7 in 2000
Annual	6.9 in 1965	4.9 in 1972*

<u>Month</u>	<u>Greatest # of days with thunderstorms</u>	<u>Greatest # of days with fog</u>
January	1 in 1996*	6 in 1962
February	3 in 2001	4 in 2005*
March	2 in 1992*	4 in 2001
April	4 in 1991*	4 in 1991
May	12 in 1963*	3 in 1982*
June	11 in 1972	1 in 2008*
July	10 in 1952	1 in 1960*
August	12 in 1983	2 in 1965
September	9 in 1998	2 in 1991
October	4 in 1956	3 in 2005*
November	1 in 2008*	4 in 2003
December	1 in 2001*	6 in 1966
Annual	33 in 1949	17 in 2005

# JANUARY

## DAILY TEMPERATURE 1981-2010 NORMALS AND 1888-2011 RECORDS

### ELKO

NOTE: Boldened records are benchmark values, \* indicates record was also set previously

Date	1981-2010 Normals			Record Max Temps		Record Min Temps	
	Max	Min	Avg	Highest	Lowest	Highest	Lowest
01	36	13	25	60 in 1918	15 in 2011	44 in 1997	-15 in 1942
02	36	13	25	59 in 1914	13 in 1966	37 in 1997	-21 in 1912
03	36	13	25	57 in 1918	8 in 1932	33 in 1969*	-25 in 1912
04	36	13	25	56 in 1900	7 in 1949	38 in 1930	-28 in 1949
05	36	13	25	53 in 1927	9 in 1949	39 in 1978	-28 in 1890
06	36	13	25	52 in 1948	10 in 1890	39 in 1965	-36 in 1890
07	36	13	25	52 in 1983*	<b>-10 in 1890</b>	41 in 1962	<b>-42 in 1890</b>
08	36	14	25	58 in 1921	<b>-12 in 1890</b>	38 in 1962	-36 in 1890
09	36	14	25	64 in 1990	2 in 1937	38 in 1995	-33 in 1937
10	36	14	25	57 in 1981	17 in 1949	35 in 1995*	-24 in 1891
11	36	14	25	56 in 1981	2 in 1898	39 in 1979	-28 in 1910*
12	36	14	25	56 in 1990*	6 in 1898	41 in 1980	-26 in 1963
13	36	14	25	55 in 2003*	11 in 2007	<b>44 in 1980</b>	-23 in 1917
14	36	14	25	61 in 1895	-2 in 1932	36 in 1978*	-20 in 1932
15	36	14	25	60 in 1895	13 in 1989	40 in 1956	-29 in 1917
16	36	14	25	56 in 1899	11 in 1984	43 in 1974	-25 in 1917
17	36	14	25	60 in 1899	14 in 1917	40 in 1971	-27 in 1917
18	36	14	25	57 in 1971	11 in 1984	39 in 1953	-26 in 1917
19	36	14	25	56 in 1986*	10 in 1922	35 in 1974*	-37 in 1922
20	36	14	25	59 in 1981	6 in 1937	42 in 1969	-34 in 1937
21	36	14	25	54 in 1981*	-2 in 1937	37 in 1967	<b>-43 in 1937</b>
22	36	14	25	63 in 1981	5 in 1937	37 in 1972	-30 in 1930*
23	36	14	25	62 in 1970	7 in 1962	35 in 1948*	-30 in 1937
24	37	14	25	54 in 1959	3 in 1949	34 in 2009	-32 in 1949
25	37	14	26	58 in 1953	-1 in 1949	35 in 1971	-38 in 1949
26	37	15	26	58 in 1987	5 in 1949*	34 in 1940	-29 in 1949
27	37	15	26	54 in 1971	10 in 1993	37 in 1921	-20 in 1898
28	37	15	26	58 in 1899	12 in 1892	34 in 1899	-26 in 1895
29	37	15	26	62 in 1899	8 in 1949	34 in 1986	-27 in 1902
30	37	15	26	60 in 1905	11 in 2002	38 in 1986	-23 in 1957
31	37	15	26	<b>65 in 2003</b>	16 in 1956	34 in 1995*	-23 in 1917

# FEBRUARY

## DAILY TEMPERATURE 1981-2010 NORMALS AND 1888-2011 RECORDS

### ELKO

NOTE: Bold records are benchmark values, \* indicates record was also set previously

Date	1981-2010 Normals			Record Max Temps		Record Min Temps	
	Max	Min	Avg	Highest	Lowest	Highest	Lowest
01	38	15	26	59 in 1934	11 in 1956	37 in 1963	-30 in 1917
02	38	15	27	60 in 1934	11 in 1950	39 in 1890	-28 in 1950
03	38	16	27	65 in 1953	9 in 1996	38 in 1890	-21 in 1950
04	38	16	27	58 in 1965*	14 in 1985	37 in 1926	-19 in 1989
05	38	16	27	62 in 1937	6 in 1989	36 in 1978	-27 in 1989
06	39	16	27	<b>66 in 1937</b>	8 in 1989	34 in 1925	-29 in 1989
07	39	16	28	60 in 1995*	10 in 1989	38 in 1999	-27 in 1989
08	39	17	28	61 in 1963	16 in 1929	39 in 1912	-26 in 1989
09	39	17	28	63 in 1951	14 in 2005	36 in 1915	-18 in 1901
10	40	17	28	<b>67 in 1951</b>	<b>-3 in 1933</b>	39 in 1968	-37 in 1933
11	40	17	29	60 in 1961	20 in 1894	39 in 1938	-27 in 1901
12	40	18	29	61 in 2011	14 in 2004	37 in 1970*	-22 in 1901
13	41	18	29	61 in 1971*	<b>6 in 1949</b>	41 in 1979	-26 in 1949
14	41	18	30	64 in 1924	13 in 1993	39 in 1980	-22 in 1922
15	41	18	30	62 in 2011	16 in 1993	38 in 1986	-20 in 1895
16	42	19	30	65 in 1977	14 in 1956	37 in 1912	-17 in 1932
17	42	19	30	65 in 1930	15 in 1932	41 in 1980	-19 in 1932
18	42	19	31	65 in 1981	11 in 1932	<b>43 in 1986</b>	-20 in 1932
19	43	20	31	67 in 1981	11 in 1932	39 in 1986	-22 in 1932
20	43	20	32	67 in 1977	17 in 1932	38 in 1968	-16 in 1932
21	44	20	32	64 in 1995*	20 in 1894	39 in 1968	-10 in 1932
22	44	20	32	63 in 1958	19 in 1894	36 in 1968*	-27 in 1894
23	44	21	33	65 in 1981	18 in 1894	42 in 1968	-30 in 1894
24	45	21	33	<b>69 in 1986</b>	25 in 1894	38 in 1957	-20 in 1894
25	45	21	33	67 in 1986	21 in 1993	39 in 1896	-12 in 1894
26	46	22	34	65 in 1986*	16 in 1962	38 in 1968	-31 in 1890
27	46	22	34	66 in 1986*	<b>8 in 1890</b>	42 in 1940	<b>-41 in 1890</b>
28	46	22	34	<b>70 in 1986*</b>	<b>12 in 1890</b>	42 in 1940	<b>-34 in 1890</b>
29	47	23	35	62 in 1992	32 in 1960	35 in 1976	2 in 1960

# MARCH

## DAILY TEMPERATURE 1981-2010 NORMALS AND 1888-2011 RECORDS

### ELKO

NOTE: Bold records are benchmark values, \* indicates record was also set previously

Date	1981-2010 Normals			Record Max Temps		Record Min Temps	
	Max	Min	Avg	Highest	Lowest	Highest	Lowest
01	47	23	35	<b>72 in 1905</b>	24 in 1971	<b>44 in 1983*</b>	-10 in 1890
02	47	23	35	70 in 1905	25 in 1952	39 in 1983*	<b>-15 in 1890</b>
03	48	23	35	72 in 1918	26 in 1989	43 in 1972	<b>-9 in 1952</b>
04	48	24	36	72 in 1905	29 in 1976	40 in 1983	-5 in 1932
05	48	24	36	68 in 1972	29 in 1945	44 in 1987	-3 in 1939
06	49	24	36	69 in 1937	30 in 1993*	43 in 1987	-4 in 1922
07	49	24	37	68 in 1905	30 in 1993	41 in 1987	0 in 1956
08	49	25	37	68 in 1972	29 in 1935	41 in 1954	<b>-6 in 1939</b>
09	50	25	37	<b>75 in 1972</b>	30 in 1969*	42 in 1995	3 in 1935
10	50	25	38	69 in 1989	30 in 1962*	39 in 1995	-2 in 1935
11	50	25	38	69 in 1934	27 in 1956*	39 in 1971	-4 in 1922
12	51	26	38	72 in 2007	30 in 1962	39 in 1974	0 in 1922
13	51	26	39	72 in 1934	28 in 1952	40 in 1983*	3 in 1952
14	51	26	39	72 in 1934	26 in 1944	41 in 1995	3 in 1952
15	52	26	39	72 in 1994	30 in 1917	39 in 2011*	3 in 1917
16	52	27	39	72 in 2007	31 in 1917	40 in 1974*	-4 in 1898
17	52	27	40	75 in 2007	32 in 2002	43 in 1926	3 in 1917
18	53	27	40	<b>78 in 1910</b>	33 in 2002	38 in 1989	3 in 1954
19	53	27	40	74 in 1997	32 in 1952	40 in 1981	4 in 1965*
20	53	27	40	76 in 2004	<b>24 in 1952</b>	38 in 1916	6 in 1965*
21	53	28	40	78 in 2004	31 in 1952	43 in 1929	<b>-4 in 1938</b>
22	53	28	41	72 in 1960*	27 in 1952	44 in 1978	-1 in 1952
23	54	28	41	72 in 1998*	36 in 1964*	41 in 1998	5 in 1952
24	54	28	41	72 in 1956	33 in 1913	41 in 1955	<b>-3 in 1924</b>
25	54	28	41	77 in 1927	31 in 1913	39 in 1998	3 in 1898
26	54	28	41	73 in 1988	28 in 1975	40 in 1974	7 in 1913
27	55	28	41	75 in 1986	<b>25 in 1975</b>	38 in 1979*	6 in 1888
28	55	28	42	75 in 1986	<b>28 in 1975</b>	43 in 1934	7 in 1944
29	55	29	42	75 in 1978	31 in 1938	42 in 2010	12 in 1926*
30	55	29	42	76 in 1966	33 in 1938	<b>50 in 1978</b>	8 in 1898
31	55	29	42	77 in 1966	33 in 1936	42 in 1978	6 in 1898



# APRIL

## DAILY TEMPERATURE 1981-2010 NORMALS AND 1888-2011 RECORDS

### ELKO

NOTE: Bold records are benchmark values, \* indicates record was also set previously

Date	1981-2010 Normals			Record Max Temps		Record Min Temps	
	Max	Min	Avg	Highest	Lowest	Highest	Lowest
01	56	29	42	<b>79 in 1966</b>	<b>29 in 1936</b>	42 in 1931	<b>-2 in 1936</b>
02	56	29	42	74 in 1990*	34 in 1945	38 in 1968*	<b>5 in 1936</b>
03	56	29	43	77 in 1961	36 in 1955	41 in 2006*	11 in 1931
04	56	29	43	75 in 2000*	37 in 1947*	41 in 1944	6 in 1970
05	57	29	43	79 in 1959*	36 in 1997*	43 in 1986	8 in 1895
06	57	29	43	<b>81 in 1930</b>	<b>30 in 1975</b>	46 in 1889	14 in 1997*
07	57	30	43	80 in 1930	<b>32 in 1975</b>	44 in 1962	15 in 1992*
08	57	30	43	80 in 1977	35 in 2011*	44 in 1889	13 in 1975
09	57	30	44	76 in 1996	35 in 1999	49 in 1918	9 in 1933
10	58	30	44	76 in 1989*	35 in 1953	44 in 1889	8 in 1933
11	58	30	44	80 in 1988	39 in 1991*	47 in 2010	15 in 1970*
12	58	30	44	81 in 1988	40 in 1945*	46 in 2003*	<b>6 in 1970</b>
13	59	30	44	78 in 1940	34 in 1911	41 in 1988	11 in 1933*
14	59	31	45	81 in 1914	35 in 1970	41 in 1932	12 in 1911*
15	59	31	45	<b>82 in 1990*</b>	37 in 2009	41 in 2006*	10 in 1890
16	59	31	45	81 in 1996	36 in 1963	45 in 2011*	12 in 1924
17	60	31	45	81 in 1936	35 in 1968	46 in 2011	10 in 1914
18	60	31	46	81 in 1962	36 in 1971	41 in 1981*	15 in 1970
19	60	31	46	<b>83 in 1962</b>	33 in 1912	45 in 1936	14 in 1895
20	61	32	46	82 in 1994*	37 in 2008*	44 in 1980	12 in 1966
21	61	32	46	80 in 1994*	35 in 1971*	44 in 1997	12 in 2008
22	61	32	47	82 in 1934	38 in 2010	44 in 1980	15 in 1909*
23	62	32	47	81 in 1977	38 in 1964	46 in 1983	15 in 1968*
24	62	33	47	<b>84 in 1977</b>	37 in 1971	41 in 1996*	15 in 1950
25	62	33	47	84 in 1910	37 in 1984	44 in 1952	14 in 1899
26	63	33	48	84 in 1987*	37 in 1975	43 in 1981*	13 in 1899
27	63	33	48	84 in 2000	37 in 1970	48 in 1990	12 in 1918
28	63	33	48	<b>85 in 1915</b>	35 in 1970	47 in 1949	13 in 1899
29	64	34	49	<b>86 in 1992</b>	40 in 1942	45 in 1928	16 in 1899
30	64	34	49	86 in 1981	40 in 1935*	48 in 1981*	14 in 1972*

**MAY**  
**DAILY TEMPERATURE 1981-2010 NORMALS AND 1888-2011 RECORDS**  
**ELKO**

NOTE: Bold records are benchmark values, \* indicates record was also set previously

Date	1981-2010 Normals			Record Max Temps		Record Min Temps	
	Max	Min	Avg	Highest	Lowest	Highest	Lowest
01	64	34	49	<b>88 in 1981</b>	<b>33 in 1913</b>	48 in 1977*	13 in 1913
02	65	34	50	<b>89 in 1947</b>	37 in 1964	47 in 1985	<b>8 in 1913</b>
03	65	35	50	87 in 1947	41 in 1950	47 in 1989	11 in 1964
04	65	35	50	87 in 1918	37 in 1975	47 in 1994	16 in 1899
05	66	35	50	86 in 1947	37 in 1975	47 in 1994	15 in 1961
06	66	35	51	88 in 1947	38 in 1950	47 in 1980	<b>10 in 1965</b>
07	66	36	51	87 in 1966	41 in 1950	46 in 1928	17 in 2010
08	67	36	51	<b>90 in 1913</b>	40 in 1930	<b>55 in 1966</b>	15 in 2002
09	67	36	52	<b>94 in 1913</b>	45 in 1953	51 in 1910	19 in 1990
10	67	36	52	86 in 1940	43 in 1933	47 in 1968	14 in 1899
11	68	37	52	89 in 1960	39 in 1942	48 in 1984	15 in 1953
12	68	37	52	88 in 1914	46 in 1942	51 in 1941	18 in 2000
13	68	37	53	92 in 1936	49 in 1998	50 in 1993	19 in 1916
14	69	37	53	89 in 1987	44 in 1955	<b>57 in 1996</b>	19 in 1951
15	69	38	53	89 in 1927	44 in 1943	53 in 2001	21 in 1916
16	69	38	54	91 in 1927	44 in 1955	54 in 1987	20 in 1999*
17	70	38	54	90 in 2008	48 in 1977	<b>65 in 1909</b>	20 in 1943
18	70	38	54	91 in 2009*	49 in 1941	64 in 1909	23 in 1971
19	70	38	54	92 in 1954	48 in 1957	60 in 1909	20 in 1960*
20	71	39	55	90 in 1919	45 in 1975	60 in 1909	19 in 1936
21	71	39	55	92 in 1919	<b>37 in 1971</b>	51 in 2006	21 in 1945*
22	71	39	55	91 in 1919	40 in 1971	50 in 1977*	19 in 1895
23	71	39	55	89 in 2001	48 in 1996	53 in 1979	23 in 1966
24	72	39	56	91 in 2001	44 in 1980	60 in 1909	23 in 1944
25	72	40	56	91 in 2001	48 in 1980	62 in 1909	21 in 1888
26	72	40	56	94 in 1919	44 in 1942	53 in 1981	20 in 1895
27	73	40	56	90 in 1986*	48 in 1942	55 in 1981	22 in 1911
28	73	40	57	<b>97 in 2003</b>	44 in 1929	53 in 1976	20 in 1895
29	73	41	57	96 in 1897	43 in 2010	52 in 2003*	24 in 1927*
30	74	41	57	92 in 2002*	<b>38 in 1988</b>	51 in 1981*	24 in 1942
31	74	41	57	94 in 1914*	44 in 1955	53 in 1915	24 in 1895

# JUNE

## DAILY TEMPERATURE 1981-2010 NORMALS AND 1888-2011 RECORDS

### ELKO

NOTE: Bold records are benchmark values, \* indicates record was also set previously

Date	1981-2010 Normals			Record Max Temps		Record Min Temps	
	Max	Min	Avg	Highest	Lowest	Highest	Lowest
01	74	41	58	93 in 2001*	47 in 1971	59 in 1894	25 in 1929
02	75	41	58	89 in 2007*	47 in 1980	57 in 1972	23 in 1954
03	75	42	58	92 in 1909	45 in 1944	58 in 1968	20 in 1895
04	75	42	59	94 in 1977*	48 in 1905	52 in 2010*	26 in 1951*
05	76	42	59	<b>98 in 1977</b>	49 in 1993	61 in 1969	23 in 1914
06	76	42	59	95 in 2006*	46 in 1932	60 in 1981	<b>12 in 1914</b>
07	76	42	59	92 in 1918	48 in 1914	62 in 1977	25 in 1939
08	77	43	60	96 in 1918	45 in 1944	57 in 1981*	26 in 1940
09	77	43	60	97 in 1918	51 in 1944	56 in 1981	26 in 2002*
10	78	43	60	<b>100 in 1918</b>	52 in 1892	52 in 1997*	25 in 1895
11	78	43	61	100 in 1918	<b>44 in 1913</b>	52 in 1918*	25 in 1895
12	78	44	61	100 in 1918	56 in 1970	57 in 1931*	<b>21 in 1895</b>
13	79	44	61	100 in 1918	56 in 1981*	57 in 1911	26 in 1899
14	79	44	62	98 in 1974	<b>47 in 1992</b>	58 in 1911	23 in 1976
15	80	44	62	97 in 1940	<b>51 in 1965</b>	56 in 1936	23 in 1945
16	80	45	62	99 in 1940	55 in 1998	57 in 1918	28 in 1994
17	81	45	63	100 in 1940	57 in 1939	61 in 1960	<b>22 in 1895</b>
18	81	45	63	100 in 1940	52 in 1975	62 in 1913	27 in 1895
19	81	45	63	98 in 1940	61 in 1975	61 in 1914	31 in 1924*
20	82	45	64	97 in 1961*	58 in 1995	60 in 1918*	29 in 1913
21	82	46	64	96 in 2001*	59 in 1916	62 in 1918	28 in 1960*
22	83	46	64	<b>101 in 1954</b>	58 in 1948	58 in 1988	<b>26 in 1916</b>
23	83	46	65	97 in 1919*	55 in 1963	62 in 1954	30 in 1891
24	84	46	65	<b>104 in 1981</b>	58 in 1952	58 in 1954	30 in 1946*
25	84	47	65	102 in 1981	57 in 1969	62 in 1981	<b>27 in 1950</b>
26	85	47	66	102 in 1981*	53 in 1965	62 in 1961	30 in 1901
27	85	47	66	100 in 1979*	64 in 1942	62 in 1938	30 in 1934
28	85	47	66	101 in 1892	60 in 1913*	60 in 1987	29 in 1945
29	86	48	67	100 in 1892	54 in 1970	62 in 1926	32 in 1913
30	86	48	67	103 in 1924	60 in 1905	61 in 1892	30 in 1888

**JULY**  
**DAILY TEMPERATURE 1981-2010 NORMALS AND 1888-2011 RECORDS**  
**ELKO**

NOTE: Bold records are benchmark values, \* indicates record was also set previously

Date	1981-2010 Normals			Record Max Temps		Record Min Temps	
	Max	Min	Avg	Highest	Lowest	Highest	Lowest
01	87	48	67	101 in 1967*	64 in 1992	61 in 1981	33 in 1911
02	87	48	68	102 in 1924	54 in 1902	63 in 1981	34 in 1911
03	87	49	68	104 in 1985	<b>52 in 1913</b>	61 in 1967*	30 in 1916
04	88	49	68	<b>107 in 1981</b>	63 in 1902	<b>69 in 2001</b>	30 in 1901
05	88	49	69	102 in 1985*	62 in 1909	63 in 1981	32 in 1986
06	88	49	69	104 in 2007	65 in 1969	63 in 1967	34 in 1909*
07	89	49	69	101 in 1953*	70 in 1903	61 in 2011*	29 in 1903
08	89	50	69	104 in 1919	71 in 1926*	62 in 1985	31 in 1934*
09	89	50	70	103 in 1919	71 in 1983	61 in 1968	32 in 1911
10	90	50	70	103 in 2002	58 in 1974	65 in 1968	36 in 1944*
11	90	50	70	103 in 2002	72 in 1955	67 in 1928	<b>28 in 1890</b>
12	90	50	70	104 in 2002*	75 in 1997*	61 in 1964	32 in 1913
13	90	50	70	104 in 2002	70 in 1932	<b>73 in 1897</b>	30 in 1888
14	91	50	71	105 in 1925	78 in 1993*	66 in 1954	31 in 1913*
15	91	51	71	104 in 1979*	73 in 1993	66 in 1925	34 in 1904
16	91	51	71	105 in 1917	73 in 1993	68 in 2007	34 in 1904
17	91	51	71	103 in 1919	70 in 1987	68 in 1929	34 in 1993
18	91	51	71	103 in 1931	66 in 1987	63 in 1979*	32 in 1916
19	91	51	71	102 in 1989*	77 in 1965	68 in 2006	32 in 1916
20	92	51	71	104 in 1931	71 in 1972	66 in 2003	30 in 1932
21	92	51	71	103 in 1931	74 in 1984*	67 in 1977	35 in 1897
22	92	51	71	103 in 2003	69 in 1993	66 in 2003	35 in 1987*
23	92	51	71	103 in 1890	66 in 1993	67 in 2007*	36 in 2000*
24	92	51	71	107 in 1890	74 in 1993	69 in 2007	34 in 1899
25	92	51	71	106 in 1890	78 in 1998*	63 in 1931*	35 in 1999
26	92	51	71	102 in 1931	73 in 1993*	67 in 1961	35 in 1990
27	92	51	71	103 in 1934*	73 in 1982	68 in 1978	32 in 1909
28	92	51	71	104 in 1934	73 in 1997	<b>71 in 1931</b>	30 in 1892
29	92	51	71	101 in 1978*	76 in 1950	<b>70 in 1897</b>	32 in 1948
30	92	51	71	103 in 1978	74 in 1975	66 in 1966	35 in 1950*
31	92	51	71	103 in 1978	71 in 1912	67 in 1930	30 in 1995

# AUGUST

## DAILY TEMPERATURE 1981-2010 NORMALS AND 1888-2011 RECORDS

### ELKO

NOTE: Bold records are benchmark values, \* indicates record was also set previously

Date	1981-2010 Normals			Record Max Temps		Record Min Temps	
	Max	Min	Avg	Highest	Lowest	Highest	Lowest
01	91	50	71	105 in 1892	76 in 1918	64 in 1922	34 in 1932
02	91	50	71	104 in 1978*	76 in 1956	63 in 1951*	35 in 1890
03	91	50	71	103 in 1978	72 in 1922	66 in 1977	32 in 1956
04	91	50	71	<b>107 in 1978</b>	76 in 1996*	62 in 1983*	35 in 1917*
05	91	50	70	<b>106 in 1978</b>	74 in 1950	67 in 1978	34 in 1888
06	91	50	70	104 in 1981	74 in 1955	61 in 1927	31 in 1888
07	91	50	70	105 in 1981	66 in 2009	68 in 1983*	30 in 1917
08	90	50	70	104 in 1981	68 in 2009	65 in 1983	32 in 1939
09	90	49	70	101 in 1928	79 in 2009*	65 in 2001	<b>24 in 1895</b>
10	90	49	70	101 in 1917	73 in 1999	62 in 1942	30 in 1895
11	90	49	70	103 in 1940	69 in 1985	67 in 1964	32 in 1919
12	90	49	69	102 in 1940	73 in 1930	68 in 1979	33 in 1917
13	90	49	69	101 in 1940*	70 in 1927	62 in 1924	33 in 1917*
14	89	49	69	102 in 1917*	69 in 1968	65 in 1992	34 in 1911*
15	89	48	69	101 in 1933*	65 in 1976	61 in 1992	34 in 1911
16	89	48	69	102 in 1967	68 in 1976	67 in 1889	32 in 1954
17	89	48	68	100 in 1917	64 in 1968	64 in 1977	32 in 1993
18	88	48	68	99 in 1917*	64 in 1976*	65 in 1983	29 in 1910
19	88	48	68	100 in 1967	66 in 1975	64 in 1986	30 in 1916
20	88	47	68	100 in 1919	<b>59 in 1968</b>	64 in 2003	31 in 1916
21	88	47	67	102 in 1917*	64 in 1968	<b>68 in 1973</b>	32 in 1916*
22	87	47	67	101 in 1919	64 in 1968	60 in 1982*	30 in 1899*
23	87	47	67	100 in 1967*	67 in 1989	61 in 1969*	25 in 1960
24	87	46	67	<b>105 in 1913</b>	68 in 1960	64 in 1942	26 in 1992
25	86	46	66	98 in 2011*	73 in 1954	60 in 1938	24 in 1992
26	86	46	66	99 in 1924	64 in 2004	63 in 1926	<b>20 in 1992</b>
27	86	46	66	<b>101 in 1924</b>	70 in 1977	60 in 1926	24 in 1992*
28	86	45	65	100 in 1924	71 in 1964*	65 in 1916	28 in 1942
29	85	45	65	<b>100 in 1913</b>	66 in 1942	59 in 1938	28 in 1964
30	85	45	65	98 in 1967	65 in 1932	59 in 2000	24 in 1932
31	85	45	65	96 in 1955*	67 in 1984	61 in 1915	27 in 1932

**SEPTEMBER**  
**DAILY TEMPERATURE 1981-2010 NORMALS AND 1888-**  
**2011 RECORDS**  
**ELKO**

NOTE: Bold records are benchmark values, \* indicates record was also set previously

Date	1981-2010 Normals			Record Max Temps		Record Min Temps	
	Max	Min	Avg	Highest	Lowest	Highest	Lowest
01	84	44	64	97 in 1950	<b>58 in 1964</b>	57 in 1940	29 in 1910
02	84	44	64	98 in 1950	60 in 1961*	59 in 1960	26 in 1964
03	84	44	64	<b>99 in 1950</b>	60 in 1936	62 in 1929	26 in 1964
04	83	43	63	97 in 1955*	<b>49 in 1912</b>	<b>65 in 1931</b>	24 in 1999
05	83	43	63	97 in 1955	51 in 1970	<b>61 in 1984</b>	24 in 1889
06	82	43	63	97 in 1979*	62 in 1970	58 in 1976	23 in 1996
07	82	42	62	<b>98 in 1979</b>	62 in 1927	57 in 1981	26 in 2000*
08	82	42	62	95 in 1979*	64 in 1950*	56 in 1958	25 in 1939
09	81	42	62	95 in 1894	56 in 2010	56 in 1972	24 in 1914
10	81	41	61	95 in 1990	60 in 2005*	56 in 1997	22 in 1916
11	81	41	61	94 in 1990	<b>47 in 1972</b>	56 in 1992	20 in 1916*
12	80	41	60	93 in 1990*	62 in 1978*	55 in 1959*	21 in 1889
13	80	40	60	95 in 1948	55 in 1927	56 in 1959	22 in 1916
14	79	40	60	93 in 2000	59 in 1970*	53 in 2009	21 in 1915*
15	79	39	59	92 in 2000*	54 in 1982	52 in 1931	20 in 1936
16	79	39	59	<b>96 in 1924</b>	55 in 1996*	52 in 1998*	<b>19 in 1912</b>
17	78	39	58	94 in 1929	48 in 1965	55 in 1948	<b>13 in 1889</b>
18	78	38	58	<b>94 in 1979</b>	49 in 1978	51 in 1980	<b>12 in 1965</b>
19	77	38	58	92 in 1939	<b>45 in 2004</b>	56 in 1979	15 in 1965
20	77	38	57	93 in 1913	50 in 2004	55 in 1929	16 in 1924
21	76	37	57	<b>93 in 1913</b>	54 in 1998	51 in 1927	17 in 1924
22	76	37	56	92 in 1966	49 in 1941	57 in 1967	<b>10 in 1895</b>
23	75	36	56	90 in 2001*	<b>44 in 1931</b>	59 in 1967	10 in 1891
24	75	36	55	89 in 2011*	48 in 1948	53 in 1982	<b>9 in 1891</b>
25	75	36	55	89 in 2009*	<b>43 in 1948</b>	<b>59 in 1982</b>	12 in 1891
26	74	35	55	90 in 1894	53 in 1986	52 in 1983	9 in 1934
27	74	35	54	91 in 2010	43 in 1923	51 in 1989	13 in 1889
28	73	34	54	92 in 2010	49 in 1959	51 in 1938	14 in 1891
29	73	34	53	90 in 2010	48 in 1982	49 in 2004*	16 in 1902
30	72	34	53	91 in 2010	<b>42 in 1971</b>	51 in 1967	17 in 1954*

**OCTOBER**  
**DAILY TEMPERATURE 1981-2010 NORMALS AND 1888-2011 RECORDS**  
**ELKO**

NOTE: Bold records are benchmark values, \* indicates record was also set previously

Date	1981-2010 Normals			Record Max Temps		Record Min Temps	
	Max	Min	Avg	Highest	Lowest	Highest	Lowest
01	72	33	53	<b>92 in 2010</b>	<b>41 in 1891</b>	54 in 2011*	10 in 1898
02	71	33	52	89 in 2010	46 in 1939	53 in 1918	9 in 1898*
03	71	33	52	88 in 1980*	45 in 1916	55 in 2011	<b>4 in 1891</b>
04	70	32	51	88 in 1980	<b>36 in 1916</b>	50 in 2011	8 in 1898
05	70	32	51	88 in 1979	37 in 1912	50 in 1963*	10 in 1898
06	69	32	50	87 in 1979*	44 in 2011	51 in 1943	12 in 1891
07	69	31	50	88 in 1917	41 in 1949	50 in 1889	10 in 1992
08	68	31	50	<b>89 in 1917</b>	39 in 1949	53 in 1945	14 in 1927*
09	68	31	49	<b>88 in 1917</b>	42 in 1912	49 in 1889	15 in 1927*
10	68	30	49	86 in 1980	46 in 2008	50 in 1889	17 in 2008*
11	67	30	48	84 in 1950*	39 in 2008	46 in 1889	15 in 1891
12	67	30	48	<b>86 in 1921*</b>	38 in 2008	54 in 1962	<b>0 in 1891</b>
13	66	29	48	84 in 1950	44 in 1966	56 in 1962	2 in 1891
14	66	29	47	82 in 1958*	40 in 1969	55 in 1935	6 in 1891
15	65	29	47	83 in 1991*	40 in 1969	51 in 1918	10 in 1897
16	65	29	47	<b>85 in 1926</b>	40 in 1984*	44 in 1928*	9 in 1898
17	64	28	46	83 in 1958	<b>35 in 1984</b>	40 in 1937*	7 in 1996
18	64	28	46	82 in 2003*	39 in 1984	43 in 1958	10 in 1910
19	63	28	45	82 in 1921	<b>32 in 1949</b>	51 in 2007	8 in 1995*
20	63	27	45	82 in 1921	32 in 1949	50 in 1889	8 in 1996*
21	62	27	45	83 in 2003	37 in 1920	46 in 1889	1 in 1996
22	62	27	44	83 in 2003	41 in 1961*	51 in 1973	8 in 1996
23	61	27	44	77 in 1937	35 in 1975	50 in 1889	8 in 1895
24	61	27	44	80 in 1959	36 in 1956	49 in 1889	9 in 1991*
25	60	26	43	80 in 1977	36 in 1939	50 in 1979	5 in 1895
26	60	26	43	78 in 1926	36 in 1970	46 in 1927*	8 in 1895
27	59	26	42	79 in 1990	37 in 1991	44 in 1927	9 in 1954
28	59	26	42	77 in 1968	<b>29 in 1971</b>	42 in 1927	7 in 1895
29	58	25	42	75 in 1968*	32 in 1972*	51 in 1938	8 in 1917
30	57	25	41	74 in 1965*	31 in 1935	<b>56 in 1933</b>	10 in 1891
31	57	25	41	76 in 1910	33 in 1971	44 in 2008	3 in 2002*

# NOVEMBER

## DAILY TEMPERATURE 1981-2010 NORMALS AND 1888-2011 RECORDS

### ELKO

NOTE: Bold records are benchmark values, \* indicates record was also set previously

Date	1981-2010 Normals			Record Max Temps		Record Min Temps	
	Max	Min	Avg	Highest	Lowest	Highest	Lowest
01	56	25	41	76 in 1894	33 in 1956	44 in 1987	<b>-3 in 2002</b>
02	56	25	40	73 in 1921*	29 in 1936	48 in 1888	-2 in 1995
03	55	24	40	78 in 1894	<b>28 in 1935</b>	47 in 1888	0 in 1995
04	55	24	39	78 in 1980	29 in 1935	46 in 1888	-1 in 1995
05	54	24	39	78 in 1980	32 in 1947	44 in 1888	-2 in 1895
06	54	24	39	73 in 1980	33 in 1947	48 in 1888	-2 in 1896
07	53	23	38	<b>83 in 1913</b>	32 in 1948	49 in 1888	2 in 1990
08	52	23	38	<b>81 in 1894</b>	34 in 1948	43 in 2005*	0 in 1891
09	52	23	37	76 in 1894	<b>27 in 2000</b>	45 in 1927	3 in 1952
10	51	23	37	74 in 1894	<b>24 in 2000</b>	40 in 1888	-3 in 1898
11	51	22	37	72 in 1892	24 in 1911	<b>51 in 1973</b>	-2 in 1924
12	50	22	36	71 in 1894	<b>23 in 1916</b>	42 in 1967	-3 in 1911*
13	49	22	36	69 in 1897	23 in 1916	42 in 1967	<b>-7 in 1916</b>
14	49	22	35	70 in 1967*	<b>19 in 1944</b>	42 in 1990*	-7 in 1955*
15	48	21	35	72 in 1894	<b>17 in 1955</b>	40 in 1966*	<b>-11 in 1955</b>
16	48	21	34	74 in 1894	20 in 1955	40 in 1899*	-10 in 1909
17	47	21	34	65 in 1919*	20 in 1944	44 in 1932	-4 in 1994*
18	47	21	34	70 in 1894	18 in 1944	40 in 1996	-11 in 1994
19	46	20	33	71 in 1894	18 in 1944	44 in 1967*	-10 in 1930
20	46	20	33	<b>78 in 1894</b>	22 in 1944	41 in 1937	-6 in 1977
21	45	20	32	<b>76 in 1894</b>	18 in 1944	44 in 1974	-3 in 1931*
22	45	20	32	<b>75 in 1894</b>	<b>16 in 1931</b>	42 in 1921	<b>-12 in 1931</b>
23	44	19	32	71 in 1894	21 in 1931	<b>48 in 1892</b>	-8 in 1994
24	44	19	31	<b>72 in 1894</b>	<b>15 in 2010</b>	41 in 1960	-12 in 1931
25	43	19	31	<b>68 in 1995*</b>	16 in 2010	44 in 1960	<b>-14 in 2010</b>
26	43	19	31	63 in 1998*	22 in 2010	36 in 1997*	-11 in 1918
27	42	18	30	64 in 1949	24 in 1992	38 in 1927	-4 in 1993
28	42	18	30	63 in 1980	<b>6 in 1896</b>	40 in 1893*	-13 in 1896
29	41	18	29	63 in 1929	8 in 1896	41 in 1893*	<b>-16 in 1896</b>
30	41	17	29	64 in 1999*	21 in 1931*	40 in 1973*	-9 in 2010



# DECEMBER

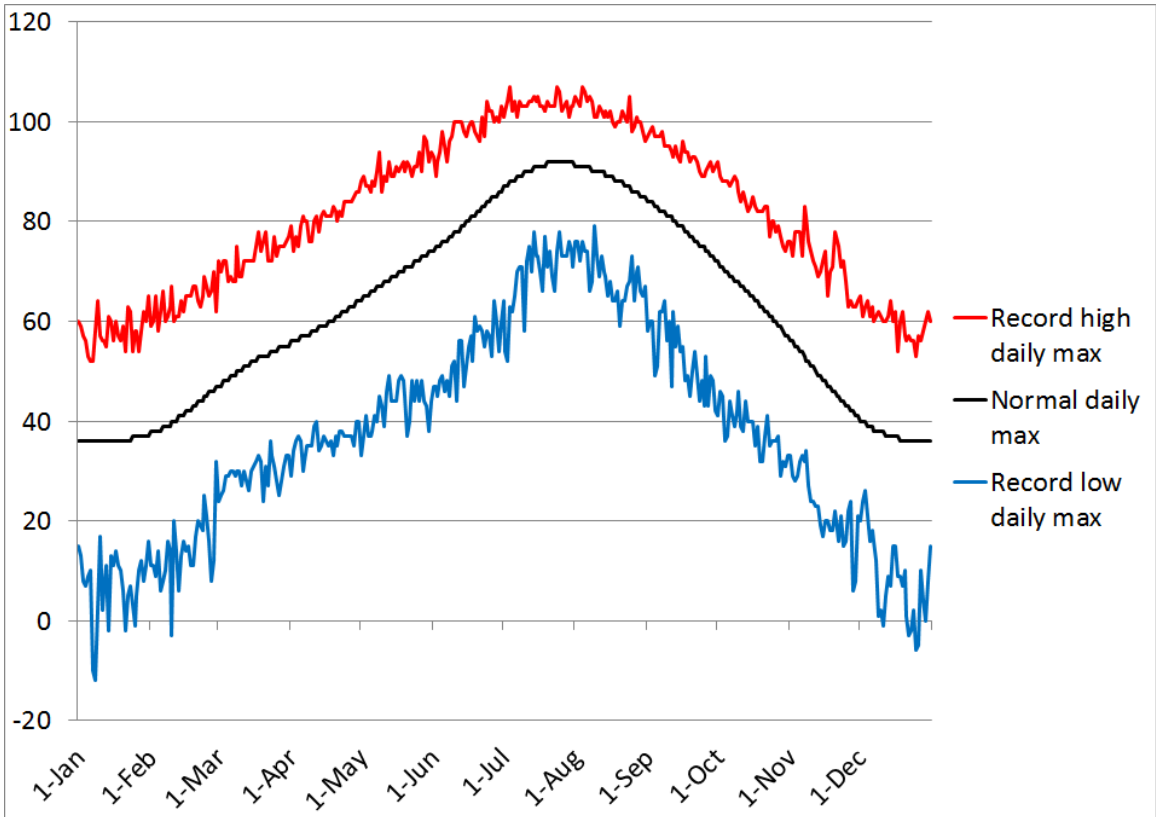
## DAILY TEMPERATURE 1981-2010 NORMALS AND 1888-2011 RECORDS

### ELKO

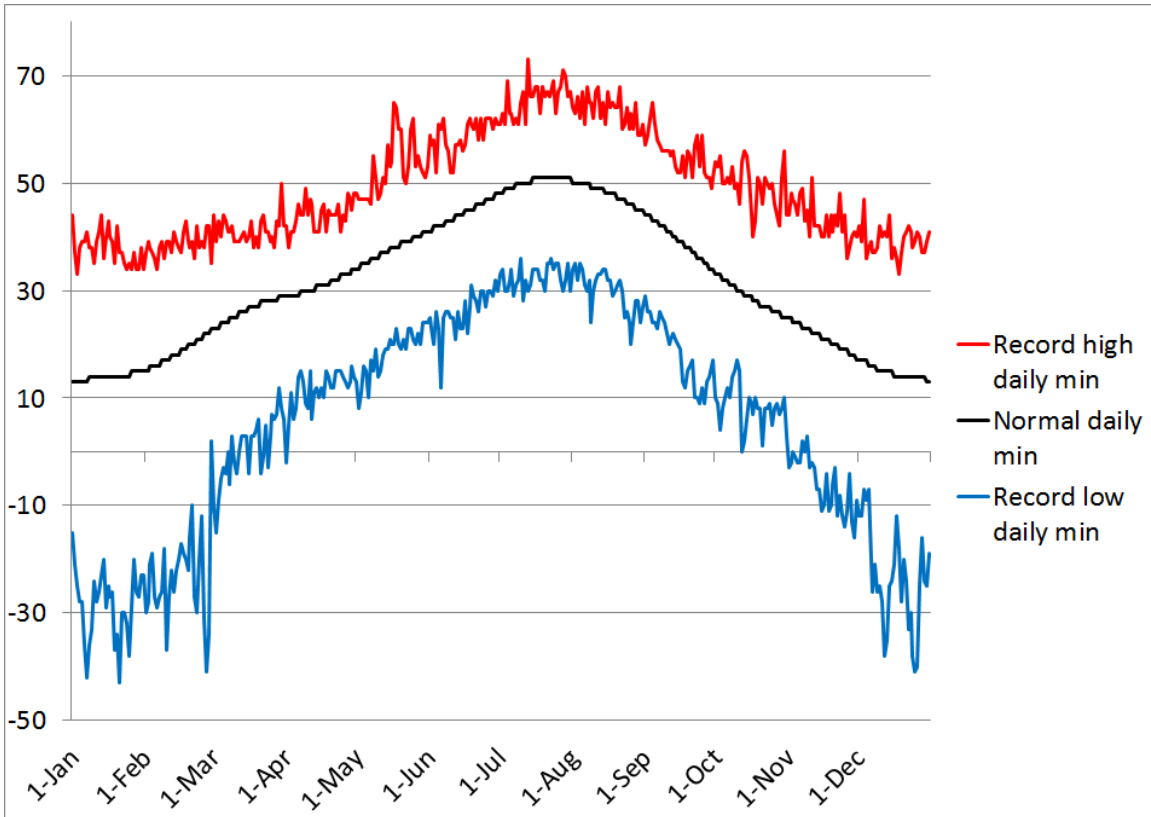
NOTE: Bold records are benchmark values, \* indicates record was also set previously

Date	1981-2010 Normals			Record Max Temps		Record Min Temps	
	Max	Min	Avg	Highest	Lowest	Highest	Lowest
01	40	17	29	<b>65 in 1995</b>	20 in 1931	42 in 1921	-12 in 1931
02	40	17	29	61 in 1977*	24 in 1931	39 in 1980*	-12 in 1931
03	40	17	28	63 in 1940	26 in 1944*	<b>47 in 1980</b>	-7 in 1897
04	39	17	28	64 in 1940	21 in 1944	36 in 1994*	-9 in 1897
05	39	16	28	61 in 1940	16 in 1944	38 in 1902	-7 in 1933
06	39	16	27	63 in 1981	18 in 1944	39 in 2003	<b>-20 in 1891</b>
07	38	16	27	60 in 1981*	16 in 1891	37 in 1950	<b>-26 in 1891</b>
08	38	16	27	61 in 1913	12 in 1951	37 in 1950	-21 in 1951
09	38	15	27	62 in 1981	<b>1 in 1972</b>	38 in 1929	-26 in 1919
10	38	15	27	61 in 1981*	2 in 1972	42 in 1929	-25 in 1972
11	38	15	26	60 in 1958	<b>-1 in 1972</b>	40 in 1958	<b>-28 in 1972</b>
12	37	15	26	60 in 1929*	5 in 1932	41 in 1929	<b>-38 in 1932</b>
13	37	15	26	61 in 1929	9 in 1932	40 in 1929	-35 in 1932
14	37	15	26	64 in 1929	7 in 1972	44 in 1977	-25 in 1932
15	37	15	26	60 in 1929	15 in 1972	36 in 1968*	-24 in 1932
16	37	14	26	62 in 1939	15 in 1944	38 in 1982	-21 in 1931
17	37	14	25	54 in 1980*	9 in 1965	36 in 1888	-12 in 1984
18	36	14	25	60 in 1917	9 in 1965	33 in 1941	-18 in 1895
19	36	14	25	62 in 1917	7 in 1924	37 in 1981*	-28 in 1924
20	36	14	25	57 in 1958	10 in 1990	40 in 1981	-20 in 1924
21	36	14	25	56 in 1917	1 in 1990	41 in 1982	-24 in 1990
22	36	14	25	57 in 1964	<b>-3 in 1990</b>	42 in 1964	-33 in 1990
23	36	14	25	56 in 1964	-2 in 1990	41 in 1964	-30 in 1990
24	36	14	25	56 in 1910	2 in 1990	38 in 1971	-38 in 1924
25	36	14	25	53 in 1946	<b>-6 in 1924</b>	39 in 1888	<b>-41 in 1924</b>
26	36	14	25	57 in 1933	-5 in 1924	41 in 1967	-40 in 1924
27	36	14	25	56 in 1917	10 in 1924	40 in 1967	-25 in 1924
28	36	14	25	58 in 1980	4 in 1895	37 in 1965	-16 in 1913
29	36	14	25	60 in 1917	0 in 1895	37 in 2011	-24 in 1895
30	36	13	25	62 in 1917	8 in 1990	39 in 1933	-25 in 1990
31	36	13	25	60 in 1917	15 in 1971*	41 in 1996	-19 in 1916

# NORMAL AND RECORD DAILY MAXIMUM TEMPERATURES (GRAPHED) ELKO



# NORMAL AND RECORD DAILY MINIMUM TEMPERATURES (GRAPHED) ELKO



# JANUARY

## DAILY PRECIPITATION 1981-2010 NORMALS AND 1888-2011 RECORDS

### ELKO

NOTE: Bold records are benchmark values, \* indicates record was also set previously

Date	1981-2010 Normals		Records	
	Precip	Snow	Precip	Snow
01	0.04"	0.4"	0.57" in 1955	6.0" in 1890
02	0.04"	0.3"	0.73" in 1940	10.0" in 1922
03	0.04"	0.4"	1.00" in 1900	8.0" in 1890
04	0.04"	0.4"	0.40" in 1907	5.0" in 1895
05	0.04"	0.3"	0.40" in 1930	4.1" in 1944
06	0.04"	0.4"	0.56" in 1975*	6.0" in 1898
07	0.04"	0.3"	0.90" in 1993	9.8" in 1993
08	0.04"	0.3"	0.90" in 1895	9.0" in 1895
09	0.03"	0.4"	0.70" in 1890	8.0" in 1890
10	0.04"	0.4"	0.90" in 1890	10.0" in 1890
11	0.05"	0.3"	0.60" in 2005	7.8" in 2005
12	0.04"	0.4"	0.74" in 1890	9.0" in 1890
13	0.04"	0.4"	<b>2.40" in 1906</b>	8.0" in 1890
14	0.03"	0.4"	1.00" in 1896	5.0" in 1930
15	0.04"	0.3"	0.62" in 1998	6.0" in 1899
16	0.04"	0.4"	1.50" in 1893	15.0" in 1893
17	0.03"	0.3"	0.67" in 1953	6.0" in 1922
18	0.04"	0.4"	1.25" in 1951	16.3" in 1951
19	0.03"	0.3"	2.00" in 1916	15.0" in 1916
20	0.04"	0.4"	0.65" in 1896	3.9" in 1957
21	0.03"	0.3"	0.70" in 1914	2.8" in 1949
22	0.04"	0.3"	0.81" in 1997	5.9" in 1997
23	0.03"	0.3"	0.60" in 1928	6.0" in 1999
24	0.03"	0.3"	0.97" in 1996	<b>18.4" in 1996</b>
25	0.03"	0.3"	0.66" in 1930	7.0" in 1997*
26	0.03"	0.3"	0.62" in 1967	6.8" in 1967
27	0.03"	0.3"	0.73" in 1968	12.0" in 1968
28	0.04"	0.3"	2.00" in 1916	16.0" in 1916
29	0.03"	0.3"	0.47" in 1963	6.7" in 1963
30	0.03"	0.3"	0.96" in 1963	8.5" in 1932
31	0.03"	0.3"	0.37" in 2008	6.2" in 2008

# FEBRUARY

## DAILY PRECIPITATION 1981-2010 NORMALS AND 1888-2011 RECORDS

### ELKO

NOTE: Bold records are benchmark values, \* indicates record was also set previously

Date	1981-2010 Normals		Records	
	Precip	Snow	Precip	Snow
01	0.03"	0.3"	0.84" in 1932	9.0" in 1932
02	0.03"	0.3"	0.89" in 1936	9.0" in 1936
03	0.03"	0.2"	0.35" in 1915	5.1" in 2008
04	0.03"	0.3"	0.67" in 1996	8.4" in 1996
05	0.04"	0.3"	0.60" in 1921	7.0" in 1921
06	0.03"	0.3"	0.60" in 1901	7.5" in 1932
07	0.03"	0.2"	0.75" in 1918	6.0" in 1901
08	0.03"	0.3"	0.30" in 1934*	4.7" in 1943
09	0.03"	0.2"	0.34" in 1976	4.0" in 1937
10	0.02"	0.3"	0.59" in 1962	5.4" in 1994
11	0.03"	0.2"	<b>1.70" in 1922</b>	<b>12.0" in 1922</b>
12	0.03"	0.2"	0.30" in 1923	4.0" in 2001*
13	0.03"	0.3"	0.46" in 2000	3.3" in 1933
14	0.02"	0.2"	0.56" in 1945	3.8" in 1944
15	0.03"	0.2"	0.32" in 1982	3.7" in 1949
16	0.03"	0.2"	1.10" in 1901	8.0" in 1894
17	0.03"	0.2"	0.65" in 1890	6.7" in 1956
18	0.03"	0.3"	1.00" in 1901	2.0" in 1951*
19	0.02"	0.2"	0.90" in 1901	4.2" in 1971
20	0.04"	0.2"	0.75" in 1900	7.5" in 1900
21	0.03"	0.2"	0.75" in 1904	5.7" in 1979
22	0.03"	0.2"	1.00" in 1917	5.0" in 1920*
23	0.03"	0.2"	0.42" in 1934	5.4" in 1987
24	0.03"	0.2"	0.96" in 1902	4.5" in 1890
25	0.04"	0.1"	0.83" in 1890	7.5" in 1890
26	0.03"	0.2"	0.60" in 1902	6.0" in 1902
27	0.03"	0.2"	1.20" in 1902	<b>12.0" in 1902</b>
28	0.03"	0.2"	0.36" in 2006	2.7" in 1969
29	---	---	0.33" in 1916	4.0" in 1916

# MARCH

## DAILY PRECIPITATION 1981-2010 NORMALS AND 1888-2011 RECORDS

### ELKO

NOTE: Bold records are benchmark values, \* indicates record was also set previously

Date	1981-2010 Normals		Records	
	Precip	Snow	Precip	Snow
01	0.03"	0.2"	1.05" in 1916	5.0" in 1916
02	0.04"	0.2"	0.44" in 1989	5.6" in 1962
03	0.03"	0.1"	0.79" in 1992	7.0" in 1899
04	0.03"	0.2"	1.09" in 1890	2.9" in 1951
05	0.03"	0.2"	0.81" in 1890	3.0" in 1917
06	0.04"	0.2"	0.38" in 1989	2.7" in 1958
07	0.03"	0.1"	0.42" in 1987	9.0" in 1939
08	0.03"	0.2"	0.48" in 1935	5.0" in 1935
09	0.03"	0.2"	0.40" in 1968	4.0" in 1968
10	0.03"	0.1"	0.50" in 1906	3.2" in 1952
11	0.04"	0.2"	0.62" in 1929	6.0" in 1967*
12	0.03"	0.1"	0.61" in 1967	8.2" in 1967
13	0.03"	0.2"	0.80" in 1902	8.0" in 1902
14	0.03"	0.1"	0.51" in 1889	4.0" in 1902
15	0.04"	0.2"	0.70" in 1902	7.0" in 1902
16	0.03"	0.2"	0.50" in 1907	6.0" in 1920
17	0.03"	0.1"	<b>1.50" in 1903</b>	<b>15.0" in 1903</b>
18	0.04"	0.2"	0.50" in 1937*	4.0" in 1937
19	0.03"	0.2"	0.37" in 1889	3.4" in 1954
20	0.03"	0.1"	0.75" in 1916	7.6" in 1954
21	0.03"	0.2"	0.70" in 1995	4.2" in 1995
22	0.03"	0.2"	0.44" in 1945	2.0" in 2009*
23	0.04"	0.1"	1.10" in 1899	6.0" in 1924
24	0.03"	0.2"	1.20" in 1902	12.0" in 1902
25	0.03"	0.2"	0.80" in 1907	3.9" in 1961
26	0.03"	0.1"	0.50" in 1904	2.9" in 1945
27	0.03"	0.2"	0.64" in 1939	2.3" in 1961
28	0.04"	0.1"	0.40" in 1963	7.4" in 1998
29	0.03"	0.2"	0.34" in 1957	2.6" in 1972
30	0.03"	0.1"	0.46" in 1892	6.6" in 1946
31	0.03"	0.2"	0.31" in 1983	4.0" in 1936

**APRIL**  
**DAILY PRECIPITATION 1981-2010 NORMALS AND 1888-**  
**2011 RECORDS**  
**ELKO**

NOTE: Bold records are benchmark values, \* indicates record was also set previously

Date	1981-2010 Normals		Records	
	Precip	Snow	Precip	Snow
01	0.03"	0.2"	0.62" in 1996	4.0" in 1920
02	0.03"	0.1"	0.45" in 2010	3.1" in 2010
03	0.03"	0.2"	0.40" in 1927	2.0" in 1947*
04	0.03"	0.1"	0.74" in 1942	1.7" in 1947
05	0.03"	0.2"	0.86" in 2006	9.3" in 1975
06	0.03"	0.1"	0.35" in 1923	3.4" in 1999
07	0.04"	0.2"	0.75" in 1900	3.3" in 2001
08	0.03"	0.1"	1.07" in 1943	8.4" in 2011
09	0.03"	0.2"	0.44" in 1948	4.0" in 1920
10	0.04"	0.1"	0.50" in 1918	1.2" in 1953*
11	0.03"	0.1"	0.26" in 1982	2.7" in 1945
12	0.03"	0.2"	0.80" in 1900	0.8" in 1900
13	0.03"	0.1"	0.57" in 2000	2.6" in 1995
14	0.04"	0.1"	0.45" in 1921	1.6" in 1970
15	0.03"	0.1"	0.48" in 2009	7.2" in 2009
16	0.03"	0.1"	0.50" in 1920	4.0" in 1920
17	0.03"	0.1"	0.54" in 1966	3.1" in 2004
18	0.04"	0.1"	0.61" in 1890	3.2" in 1971
19	0.03"	0.1"	0.45" in 2001	4.3" in 1963
20	0.03"	0.0"	0.50" in 1898	1.6" in 1963
21	0.03"	0.1"	0.60" in 1898	1.4" in 1971
22	0.03"	0.1"	<b>3.30" in 1925</b>	<b>16.0" in 1925</b>
23	0.04"	0.1"	0.75" in 1900	1.1" in 1964
24	0.03"	0.0"	1.05" in 1902	4.3" in 1971
25	0.03"	0.1"	0.70" in 1888	1.4" in 1983
26	0.04"	0.1"	0.57" in 1963	2.6" in 1963
27	0.03"	0.0"	0.85" in 1956	1.4" in 1963
28	0.03"	0.1"	0.90" in 1900	2.7" in 1942
29	0.04"	0.1"	0.50" in 1973	0.3" in 1973*
30	0.03"	0.0"	0.61" in 1939	4.0" in 1915

**MAY**  
**DAILY PRECIPITATION 1981-2010 NORMALS AND 1888-**  
**2011 RECORDS**  
**ELKO**

NOTE: Bold records are benchmark values, \* indicates record was also set previously

Date	1981-2010 Normals		Records	
	Precip	Snow	Precip	Snow
01	0.03"	0.0"	0.29" in 2002*	1.5" in 2002
02	0.04"	0.1"	1.05" in 1904	5.0" in 1904
03	0.03"	0.0"	0.50" in 1895	3.7" in 1975
04	0.03"	0.0"	0.76" in 1971	4.0" in 1975
05	0.04"	0.1"	0.81" in 1889	2.0" in 1930
06	0.03"	0.0"	0.37" in 1994	1.8" in 1988
07	0.03"	0.0"	1.00" in 1917	0.6" in 1979
08	0.03"	0.0"	1.50" in 1905	1.5" in 1905
09	0.03"	0.1"	0.66" in 1890	1.0" in 2003*
10	0.03"	0.0"	0.43" in 1963	0.4" in 1970*
11	0.03"	0.0"	1.12" in 1900	2.0" in 1980
12	0.03"	0.0"	0.29" in 1998	1.3" in 1942
13	0.03"	0.0"	0.43" in 1968	0.2" in 1968
14	0.03"	0.0"	0.64" in 1991	2.8" in 1955
15	0.03"	0.1"	0.65" in 1962	2.0" in 1962
16	0.03"	0.0"	0.98" in 2005	0.9" in 1977
17	0.03"	0.0"	0.39" in 1987	0.5" in 1991
18	0.03"	0.0"	0.80" in 1921	0.1" in 1991
19	0.03"	0.0"	0.85" in 1917	0.3" in 1975
20	0.03"	0.0"	1.15" in 1922	3.3" in 1971
21	0.03"	0.0"	<b>1.73" in 1971</b>	<b>7.8" in 1971</b>
22	0.03"	0.0"	0.55" in 1898	0.2" in 1946
23	0.04"	0.0"	0.70" in 1917	0.4" in 1959
24	0.03"	0.1"	0.60" in 1955	2.1" in 1990
25	0.03"	0.0"	0.25" in 1937*	Trace in 1997*
26	0.03"	0.0"	0.75" in 1941	0.2" in 1998
27	0.03"	0.0"	0.90" in 1895	Trace in 2010
28	0.03"	0.0"	0.66" in 1898	2.0" in 1905
29	0.03"	0.0"	0.80" in 1913	0.2" in 1988
30	0.03"	0.0"	0.91" in 1935	1.7" in 1988
31	0.03"	0.0"	0.65" in 1935	Trace in 1967*



**JUNE**  
**DAILY PRECIPITATION 1981-2010 NORMALS AND 1888-**  
**2011 RECORDS**  
**ELKO**

NOTE: Bold records are benchmark values, \* indicates record was also set previously

Date	1981-2010 Normals		Records	
	Precip	Snow	Precip	Snow
01	0.03"	0.0"	1.10" in 1899	0.5" in 1902
02	0.03"	0.0"	1.25" in 1891	Trace in 2011*
03	0.03"	0.0"	<b>1.50" in 1903</b>	Trace in 1949
04	0.03"	0.0"	0.66" in 1997	Trace in 1953*
05	0.03"	0.0"	1.01" in 1968	<b>1.7" in 1914</b>
06	0.03"	0.0"	0.87" in 1968	Trace in 1995*
07	0.03"	0.0"	0.43" in 1972	Trace in 1979*
08	0.03"	0.0"	0.84" in 1900	Trace in 1944
09	0.02"	0.0"	0.70" in 1957	Trace in 1964*
10	0.03"	0.0"	1.20" in 1913	Trace in 1954(hail)
11	0.03"	0.0"	0.56" in 1943	Trace in 2009(hail)
12	0.03"	0.0"	0.27" in 1943	0.0"
13	0.02"	0.0"	0.26" in 2009	Trace in 2006(hail)
14	0.02"	0.0"	0.75" in 1892	0.0"
15	0.03"	0.0"	0.89" in 1892	Trace in 1957
16	0.02"	0.0"	1.05" in 1929	0.0"
17	0.02"	0.0"	0.68" in 1969	Trace in 2009(hail)
18	0.02"	0.0"	0.18" in 2011	Trace in 1949(hail)
19	0.02"	0.0"	0.47" in 2009	0.0"
20	0.01"	0.0"	0.90" in 2009	0.0"
21	0.02"	0.0"	1.00" in 1918	Trace in 2009(hail)
22	0.01"	0.0"	0.39" in 1988	0.0"
23	0.02"	0.0"	0.50" in 1918	0.0"
24	0.01"	0.0"	0.20" in 1952	Trace in 1952(hail)
25	0.02"	0.0"	0.40" in 1913	0.0"
26	0.01"	0.0"	0.80" in 1913	0.0"
27	0.01"	0.0"	0.25" in 1906	0.0"
28	0.02"	0.0"	0.23" in 1941	0.0"
29	0.01"	0.0"	0.20" in 1992	Trace in 1968
30	0.01"	0.0"	0.42" in 1940	0.0"

**JULY**  
**DAILY PRECIPITATION 1981-2010 NORMALS AND 1888-**  
**2011 RECORDS**  
**ELKO**

NOTE: Bold records are benchmark values, \* indicates record was also set previously

Date	1981-2010 Normals		Records	
	Precip	Snow	Precip	Snow
01	0.01"	0.0"	0.96" in 1950	0.0"
02	0.01"	0.0"	0.27" in 1938	Trace in 1950(hail)
03	0.01"	0.0"	0.52" in 1938	0.0"
04	0.01"	0.0"	0.40" in 1904	0.0"
05	0.01"	0.0"	0.05" in 2006*	0.0"
06	0.01"	0.0"	0.68" in 2006	0.0"
07	0.01"	0.0"	1.04" in 1950	0.0"
08	0.01"	0.0"	<b>1.28" in 2001</b>	Trace in 1990(hail)
09	0.01"	0.0"	0.79" in 1945	Trace in 1950(hail)
10	0.01"	0.0"	0.26" in 1970	Trace in 1995(hail)
11	0.01"	0.0"	0.32" in 1997	0.0"
12	0.01"	0.0"	1.10" in 1904	0.0"
13	0.02"	0.0"	0.30" in 1962	0.0"
14	0.01"	0.0"	1.09" in 1894	0.0"
15	0.01"	0.0"	1.03" in 1910	Trace in 1954(hail)
16	0.01"	0.0"	0.65" in 1967	0.0"
17	0.02"	0.0"	0.22" in 1976	0.0"
18	0.01"	0.0"	1.05" in 1917	0.0"
19	0.01"	0.0"	0.25" in 1922	0.0"
20	0.02"	0.0"	0.24" in 1951	0.0"
21	0.01"	0.0"	0.40" in 1913	0.0"
22	0.01"	0.0"	0.80" in 1888	0.0"
23	0.01"	0.0"	0.35" in 1993	0.0"
24	0.02"	0.0"	0.13" in 1982	0.0"
25	0.01"	0.0"	0.70" in 2003	0.0"
26	0.01"	0.0"	0.10" in 1908	0.0"
27	0.01"	0.0"	0.28" in 1982	0.0"
28	0.02"	0.0"	0.66" in 1996	0.0"
29	0.01"	0.0"	0.23" in 1997	0.0"
30	0.02"	0.0"	0.41" in 1912	Trace in 1936(hail)
31	0.01"	0.0"	0.56" in 1984	Trace in 1998(hail)

# AUGUST

## DAILY PRECIPITATION 1981-2010 NORMALS AND 1888-2011 RECORDS

### ELKO

NOTE: Bold records are benchmark values, \* indicates record was also set previously

Date	1981-2010 Normals		Records	
	Precip	Snow	Precip	Snow
01	0.01"	0.0"	1.50" in 1901	Trace in 1952(hail)
02	0.02"	0.0"	0.53" in 2003	Trace in 1953(hail)
03	0.01"	0.0"	1.10" in 1899	0.0"
04	0.01"	0.0"	0.26" in 1970	0.0"
05	0.01"	0.0"	0.55" in 1961	0.0"
06	0.02"	0.0"	0.79" in 1961	Trace in 1993(hail)
07	0.01"	0.0"	0.75" in 1971*	0.0"
08	0.01"	0.0"	1.25" in 1899	0.0"
09	0.01"	0.0"	0.41" in 1941	0.0"
10	0.02"	0.0"	0.26" in 1983	Trace in 1999(hail)
11	0.01"	0.0"	1.20" in 1997	0.0"
12	0.01"	0.0"	0.48" in 1958	0.0"
13	0.01"	0.0"	0.33" in 1953	0.0"
14	0.01"	0.0"	0.73" in 1965	0.0"
15	0.02"	0.0"	0.42" in 1976	0.0"
16	0.01"	0.0"	0.50" in 1904	0.0"
17	0.01"	0.0"	0.42" in 2004	0.0"
18	0.01"	0.0"	0.17" in 1977*	0.0"
19	0.01"	0.0"	0.36" in 1990	0.0"
20	0.01"	0.0"	0.99" in 1968	Trace in 1990(hail)
21	0.01"	0.0"	0.69" in 2003	0.0"
22	0.01"	0.0"	0.42" in 1976	0.0"
23	0.01"	0.0"	0.38" in 2009	0.0"
24	0.01"	0.0"	0.08" in 1967	0.0"
25	0.02"	0.0"	0.30" in 1904	0.0"
26	0.01"	0.0"	0.10" in 1895	0.0"
27	0.01"	0.0"	<b>4.13" in 1970</b>	0.0"
28	0.01"	0.0"	0.90" in 1982	0.0"
29	0.02"	0.0"	0.50" in 1898	0.0"
30	0.01"	0.0"	0.20" in 1957	0.0"
31	0.01"	0.0"	0.18" in 1938	0.0"

**SEPTEMBER**  
**DAILY PRECIPITATION 1981-2010 NORMALS AND 1888-**  
**2011 RECORDS**  
**ELKO**

NOTE: Bold records are benchmark values, \* indicates record was also set previously

Date	1981-2010 Normals		Records	
	Precip	Snow	Precip	Snow
01	0.01"	0.0"	0.15" in 1915	0.0"
02	0.02"	0.0"	0.69" in 1913	0.0"
03	0.01"	0.0"	0.25" in 1936	0.0"
04	0.02"	0.0"	0.31" in 1930	Trace in 1952*
05	0.02"	0.0"	<b>2.25" in 1978</b>	0.0"
06	0.01"	0.0"	0.61" in 2002	0.0"
07	0.02"	0.0"	0.80" in 1908	0.0"
08	0.01"	0.0"	0.55" in 1985	0.0"
09	0.02"	0.0"	0.59" in 2010	0.0"
10	0.01"	0.0"	0.51" in 1978	0.0"
11	0.02"	0.0"	0.41" in 1976	Trace in 1952
12	0.02"	0.0"	0.26" in 2001	0.0"
13	0.02"	0.0"	0.90" in 1895	0.0"
14	0.01"	0.0"	1.19" in 1959	0.0"
15	0.02"	0.0"	0.38" in 1982	0.0"
16	0.02"	0.1"	0.53" in 1914	0.0"
17	0.02"	0.0"	0.36" in 1989	Trace in 1965*
18	0.03"	0.0"	0.37" in 1948	Trace in 1978*
19	0.02"	0.0"	0.72" in 2004	Trace in 2004*
20	0.02"	0.0"	0.26" in 2004	0.5" in 1895
21	0.03"	0.0"	1.00" in 1925	Trace in 1961
22	0.02"	0.0"	0.43" in 1929	Trace in 1945*
23	0.02"	0.0"	0.85" in 1923	Trace in 1934*
24	0.02"	0.0"	0.54" in 1904	0.2" in 1948
25	0.02"	0.0"	0.52" in 1982	1.7" in 1948
26	0.02"	0.0"	0.35" in 1915	Trace in 1986
27	0.03"	0.0"	0.56" in 1983	0.0"
28	0.02"	0.0"	0.30" in 1905	0.0"
29	0.02"	0.0"	0.60" in 1893	Trace in 2007*
30	0.02"	0.0"	0.58" in 1982	<b>2.0" in 1982</b>

**OCTOBER**  
**DAILY PRECIPITATION 1981-2010 NORMALS AND 1888-**  
**2011 RECORDS**  
**ELKO**

NOTE: Bold records are benchmark values, \* indicates record was also set previously

Date	1981-2010 Normals		Records	
	Precip	Snow	Precip	Snow
01	0.02"	0.1"	1.11" in 1946	0.1" in 1971
02	0.02"	0.0"	0.85" in 1930	Trace in 1939
03	0.02"	0.0"	1.20" in 1939	5.0" in 1898
04	0.02"	0.0"	<b>1.68" in 1916</b>	2.0" in 1912
05	0.02"	0.0"	1.14" in 1912	1.2" in 1946
06	0.02"	0.0"	0.50" in 1897	0.3" in 2011
07	0.02"	0.0"	0.80" in 1889	0.1" in 1975
08	0.02"	0.0"	0.34" in 1973	Trace in 1985*
09	0.02"	0.0"	1.18" in 1938	1.1" in 1949
10	0.02"	0.0"	0.52" in 1997	Trace in 2006*
11	0.02"	0.0"	0.48" in 1956	Trace in 2008*
12	0.02"	0.1"	0.99" in 1963	<b>5.2" in 1963</b>
13	0.03"	0.0"	0.65" in 1968	0.5" in 1899
14	0.02"	0.0"	0.35" in 1919	1.0" in 1899
15	0.03"	0.0"	0.63" in 1965	2.9" in 1971
16	0.02"	0.0"	0.42" in 1969	3.0" in 1984
17	0.02"	0.0"	0.38" in 1969	2.0" in 1969
18	0.03"	0.0"	0.52" in 1953	1.1" in 2004
19	0.02"	0.1"	0.80" in 1936	1.6" in 1949
20	0.03"	0.0"	0.52" in 1972	2.0" in 1920
21	0.02"	0.0"	0.48" in 1941	2.0" in 1920
22	0.03"	0.0"	1.30" in 1889	0.3" in 1985
23	0.02"	0.1"	0.50" in 1897	0.2" in 1956
24	0.03"	0.0"	1.63" in 2010	3.0" in 1970
25	0.03"	0.0"	0.39" in 1998	5.0" in 1919
26	0.03"	0.1"	0.91" in 1991	1.0" in 1980*
27	0.03"	0.0"	0.38" in 2005	1.7" in 1946
28	0.03"	0.0"	0.63" in 1974	1.0" in 1946
29	0.03"	0.1"	0.41" in 2000	2.6" in 1991
30	0.03"	0.0"	0.32" in 1982	2.0" in 1900
31	0.03"	0.0"	1.10" in 1900	5.0" in 1920

**NOVEMBER**  
**DAILY PRECIPITATION 1981-2010 NORMALS AND 1888-**  
**2011 RECORDS**  
**ELKO**

NOTE: Bold records are benchmark values, \* indicates record was also set previously

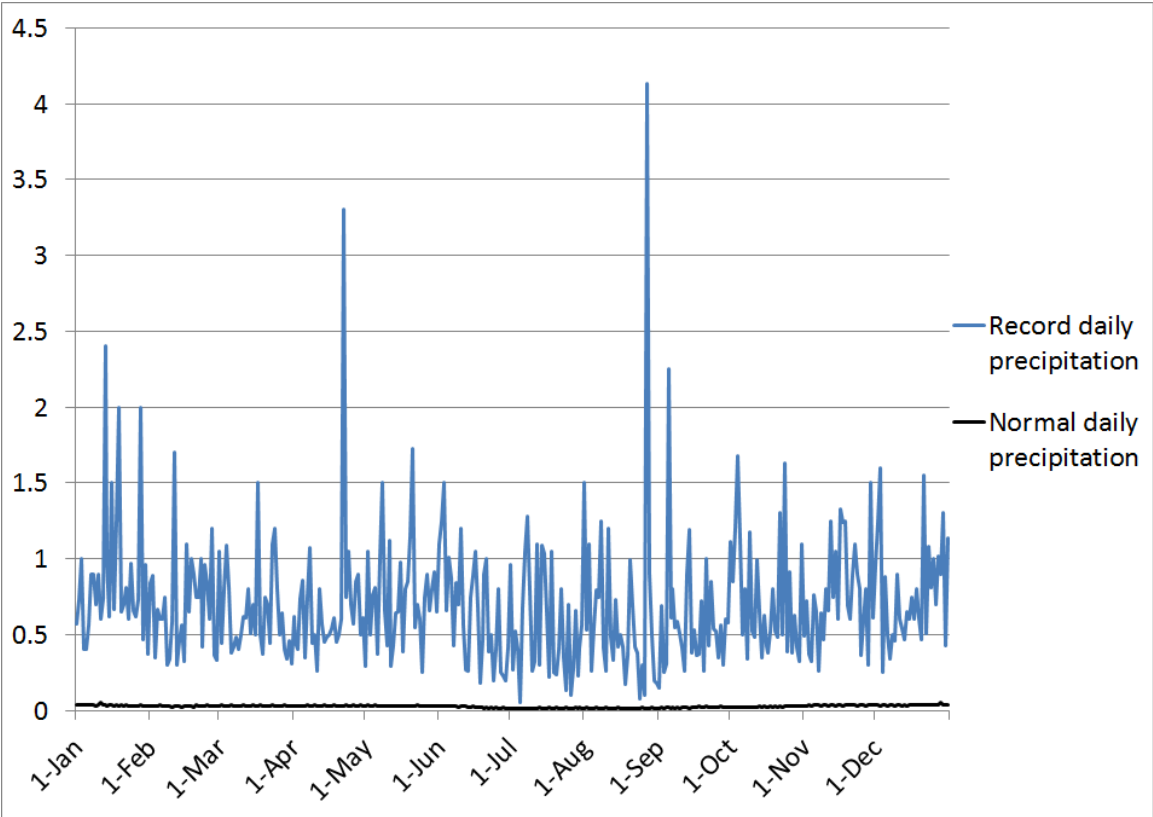
Date	1981-2010 Normals		Records	
	Precip	Snow	Precip	Snow
01	0.03"	0.1"	0.49" in 1941	2.5" in 1935
02	0.03"	0.1"	0.72" in 2008	2.2" in 1991
03	0.04"	0.0"	0.37" in 1968	2.4" in 1957
04	0.03"	0.1"	0.32" in 1944	2.7" in 1957
05	0.04"	0.1"	0.76" in 1994	5.5" in 1994
06	0.04"	0.1"	0.65" in 1912	0.7" in 2011
07	0.04"	0.1"	0.26" in 2010	0.6" in 1986
08	0.03"	0.1"	0.64" in 2002	2.0" in 1920
09	0.04"	0.1"	0.47" in 2008	4.5" in 1945
10	0.04"	0.1"	0.80" in 1901	5.0" in 1924
11	0.03"	0.1"	0.66" in 1944	<b>10.6" in 1944</b>
12	0.04"	0.1"	1.25" in 1903	3.6" in 1964
13	0.04"	0.2"	0.75" in 1903	3.4" in 1955
14	0.03"	0.1"	1.05" in 1930	5.0" in 1930
15	0.04"	0.2"	0.60" in 1899	2.7" in 1947
16	0.04"	0.2"	1.33" in 1930	10.0" in 1930
17	0.03"	0.2"	1.24" in 1942	5.6" in 1941
18	0.04"	0.2"	1.25" in 1950	2.5" in 1955
19	0.04"	0.2"	0.69" in 1990	4.3" in 1983
20	0.04"	0.2"	0.60" in 1900	6.0" in 1900
21	0.04"	0.2"	0.90" in 1897	5.0" in 1898
22	0.04"	0.2"	1.10" in 1900	2.0" in 1979*
23	0.03"	0.2"	0.90" in 1896	5.0" in 1965
24	0.04"	0.3"	0.80" in 1918	5.0" in 1918
25	0.04"	0.2"	0.36" in 1985	3.3" in 1973
26	0.04"	0.3"	0.59" in 1916	2.9" in 1989
27	0.03"	0.2"	0.80" in 1926	6.0" in 2004
28	0.04"	0.3"	0.30" in 1971	3.6" in 2001
29	0.04"	0.3"	<b>1.50" in 1898</b>	3.0" in 1971*
30	0.04"	0.2"	0.61" in 1982	6.0" in 1982

**DECEMBER**  
**DAILY PRECIPITATION 1981-2010 NORMALS AND 1888-**  
**2011 RECORDS**  
**ELKO**

NOTE: Bold records are benchmark values, \* indicates record was also set previously

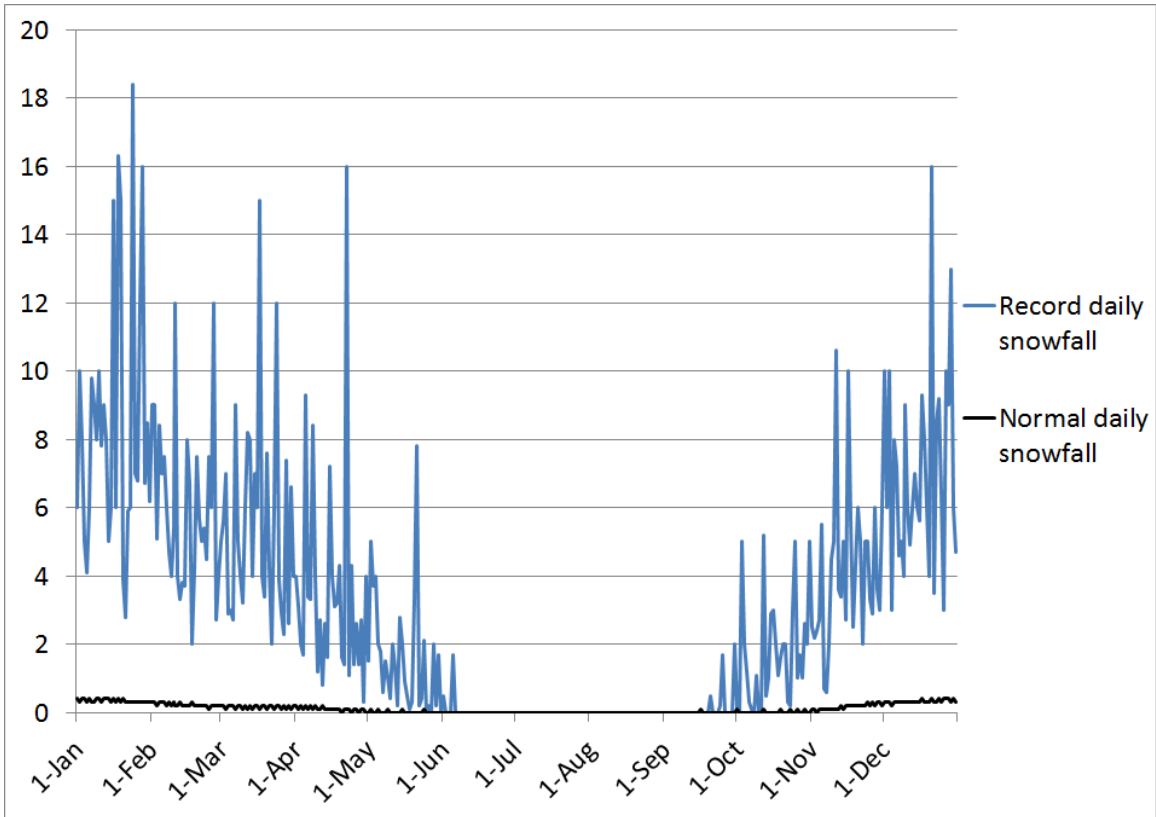
Date	1981-2010 Normals		Records	
	Precip	Snow	Precip	Snow
01	0.04"	0.3"	0.95" in 1891	10.0" in 1891
02	0.04"	0.3"	1.25" in 1901	6.0" in 1919
03	0.03"	0.3"	<b>1.60" in 1950</b>	10.0" in 1891
04	0.04"	0.2"	0.25" in 1953	3.0" in 1919
05	0.04"	0.3"	0.88" in 1996	8.0" in 1996
06	0.03"	0.3"	0.50" in 1966	7.2" in 1996
07	0.04"	0.3"	0.34" in 1953	4.6" in 1948
08	0.04"	0.3"	0.50" in 1918*	5.0" in 1924
09	0.03"	0.3"	0.46" in 1992	4.0" in 1927
10	0.04"	0.3"	0.90" in 1894	9.0" in 1894
11	0.04"	0.3"	0.60" in 1894	6.0" in 1894
12	0.03"	0.3"	0.54" in 2009	4.9" in 2009
13	0.04"	0.3"	0.47" in 1927	6.0" in 1927
14	0.03"	0.3"	0.65" in 1897	7.0" in 1897
15	0.04"	0.3"	0.60" in 1899	6.0" in 1899
16	0.04"	0.3"	0.75" in 1936	5.6" in 1970
17	0.04"	0.4"	0.60" in 1992	9.3" in 1992
18	0.04"	0.3"	0.80" in 1921	8.0" in 1921
19	0.04"	0.3"	0.60" in 1916	6.0" in 1898
20	0.04"	0.3"	0.47" in 1981	4.0" in 1920
21	0.04"	0.4"	1.55" in 1924	<b>16.0" in 1924</b>
22	0.04"	0.3"	0.51" in 1982	3.5" in 1988
23	0.04"	0.3"	1.08" in 1892	8.5" in 1968
24	0.04"	0.4"	0.81" in 1955	9.2" in 1955
25	0.04"	0.3"	1.00" in 1904	6.4" in 1945
26	0.04"	0.4"	0.70" in 1981	3.0" in 1923
27	0.04"	0.4"	1.02" in 1891	10.0" in 1891
28	0.05"	0.4"	0.90" in 1891	9.0" in 1891
29	0.04"	0.3"	1.30" in 1894	13.0" in 1894
30	0.04"	0.4"	0.43" in 1981	6.0" in 2004
31	0.04"	0.3"	1.14" in 2005	4.7" in 1988

NORMAL AND RECORD DAILY PRECIPITATION  
(GRAPHED)  
ELKO





# NORMAL AND RECORD DAILY SNOWFALL (GRAPHED) ELKO



# AVERAGE MONTHLY AND ANNUAL DAILY AVERAGE TEMPERATURES ELKO

Note: Periods with incomplete data are listed with a dash (-)

Year	Jan	Feb	Mar	Apr	May	Jun	Jul	Aug	Sep	Oct	Nov	Dec	Annual
1888	-	-	-	-	-	-	-	-	-	-	-	-	-
1889	-	-	-	-	-	-	-	-	-	-	-	-	-
1890	-	24.2	33.1	45.3	56.3	-	69.6	66.5	-	-	-	-	-
1891	20.7	-	-	-	-	54.2	-	-	55.0	40.0	35.5	15.8	-
1892	14.4	-	38.8	-	52.9	62.5	68.2	69.2	-	-	-	25.1	-
1893	-	-	-	-	-	-	-	-	-	-	35.0	31.3	-
1894	24.2	14.5	-	-	-	57.2	68.5	-	60.2	-	40.9	23.8	-
1895	23.6	24.6	36.2	41.9	46.3	55.8	65.5	65.4	55.0	43.6	30.4	19.9	42.4
1896	25.6	36.7	-	41.8	-	-	-	-	-	-	-	26.3	-
1897	26.5	-	-	-	58.3	-	66.5	-	55.8	45.5	33.8	23.2	-
1898	12.9	31.4	30.7	46.2	47.4	-	68.4	65.6	50.5	36.5	30.7	19.0	-
1899	30.3	31.8	36.6	41.4	41.4	53.9	66.6	60.4	57.6	47.0	46.7	27.9	45.1
1900	35.9	34.5	40.0	42.8	47.6	64.4	66.5	61.8	51.8	46.0	40.2	30.7	46.8
1901	26.3	30.0	41.6	44.8	54.4	56.5	67.1	62.1	49.2	49.1	41.1	32.0	46.2
1902	22.5	34.9	35.9	44.1	50.1	61.0	64.8	65.8	55.4	45.6	-	29.2	-
1903	27.5	19.3	-	43.5	52.2	63.3	65.6	66.4	55.7	48.4	38.6	29.6	-
1904	21.2	30.9	38.8	44.2	48.7	61.2	66.9	68.3	59.3	-	-	-	-
1905	29.6	36.0	42.1	-	-	56.0	-	-	-	-	-	-	-
1906	-	-	-	-	-	-	-	-	-	-	-	-	-
1907	-	-	-	-	-	-	-	-	-	-	-	-	-
1908	-	-	-	-	-	-	-	-	-	-	-	-	-
1909	-	-	-	-	54.5	63.3	66.2	66.4	56.9	47.1	-	15.1	-
1910	15.6	24.3	43.9	50.3	58.1	61.0	67.6	62.3	55.9	46.1	37.7	31.8	46.2
1911	25.7	-	-	42.2	50.3	61.6	68.1	62.7	54.8	44.0	31.6	21.1	-
1912	26.8	32.2	35.6	41.1	50.5	61.1	64.9	63.2	51.5	42.8	37.0	25.6	44.4
1913	20.6	27.4	37.1	44.8	51.0	55.1	66.9	69.9	61.5	46.1	39.8	20.2	45.1
1914	30.9	28.4	38.9	44.5	52.3	56.6	70.9	68.1	56.5	48.9	34.8	16.7	45.6
1915	23.8	35.2	39.8	49.9	52.0	59.9	68.7	68.0	54.1	46.7	35.6	28.4	46.9
1916	20.0	30.7	39.8	45.4	47.4	59.4	67.1	64.1	57.1	43.1	29.9	22.3	43.9
1917	11.9	27.8	29.3	42.5	50.1	64.0	73.7	69.2	57.9	53.9	40.1	35.1	46.3
1918	29.0	27.6	42.4	44.3	51.3	70.3	71.2	64.7	61.4	51.5	35.6	21.7	47.6
1919	25.3	30.9	36.8	48.3	57.3	63.6	72.5	68.5	58.6	41.4	35.6	20.6	46.6
1920	28.4	32.4	36.4	41.9	53.3	60.9	70.2	68.1	58.4	44.7	36.2	28.0	46.6
1921	29.0	30.2	42.3	44.6	53.4	65.0	71.6	69.4	55.6	51.8	40.4	31.8	48.8
1922	10.0	24.0	29.6	40.1	53.8	65.7	70.7	69.1	61.0	48.1	33.2	29.2	44.5
1923	29.1	24.7	35.5	43.6	54.0	58.3	71.2	66.5	59.3	44.7	37.3	22.9	45.6
1924	17.9	38.6	34.3	44.9	57.7	63.0	69.9	66.3	56.8	45.5	35.3	18.1	45.7
1925	25.0	36.2	39.8	47.1	57.8	61.7	71.9	65.5	56.2	46.0	35.2	32.6	47.9
1926	27.8	36.0	41.8	51.8	56.0	66.9	71.2	69.5	53.9	47.7	40.8	25.8	49.1
1927	28.0	33.3	39.4	44.6	52.0	64.8	71.1	66.3	55.9	48.2	42.4	21.9	47.3
1928	26.6	33.0	43.5	44.8	58.5	61.6	71.3	67.1	59.1	46.6	36.9	22.8	47.6
1929	21.9	25.0	37.8	41.9	53.5	61.2	71.4	71.3	56.4	48.3	34.1	36.6	46.6
1930	19.5	35.4	40.2	50.5	51.1	62.1	71.2	68.5	57.0	45.0	28.9	14.4	45.3
1931	21.5	32.5	37.3	45.2	54.9	64.6	73.6	69.7	57.7	49.5	27.9	16.9	45.9
1932	13.5	13.9	33.5	44.4	52.5	60.6	68.3	65.2	58.6	44.2	38.3	15.2	42.4
1933	16.4	11.6	34.1	42.1	46.9	63.4	72.8	66.6	57.8	50.6	35.0	30.5	44.0
1934	32.5	36.9	43.7	49.0	57.2	57.9	69.9	69.6	55.5	47.0	38.3	27.1	48.7
1935	25.7	32.3	33.3	42.2	48.3	61.9	68.7	68.4	61.4	45.3	31.4	26.1	45.4
1936	26.3	27.2	36.7	46.4	54.5	63.5	71.3	67.1	54.7	46.8	33.7	26.6	46.2

# AVERAGE MONTHLY AND ANNUAL DAILY AVERAGE TEMPERATURES, CONTINUED ELKO

Note: Periods with incomplete data are listed with a dash (-)

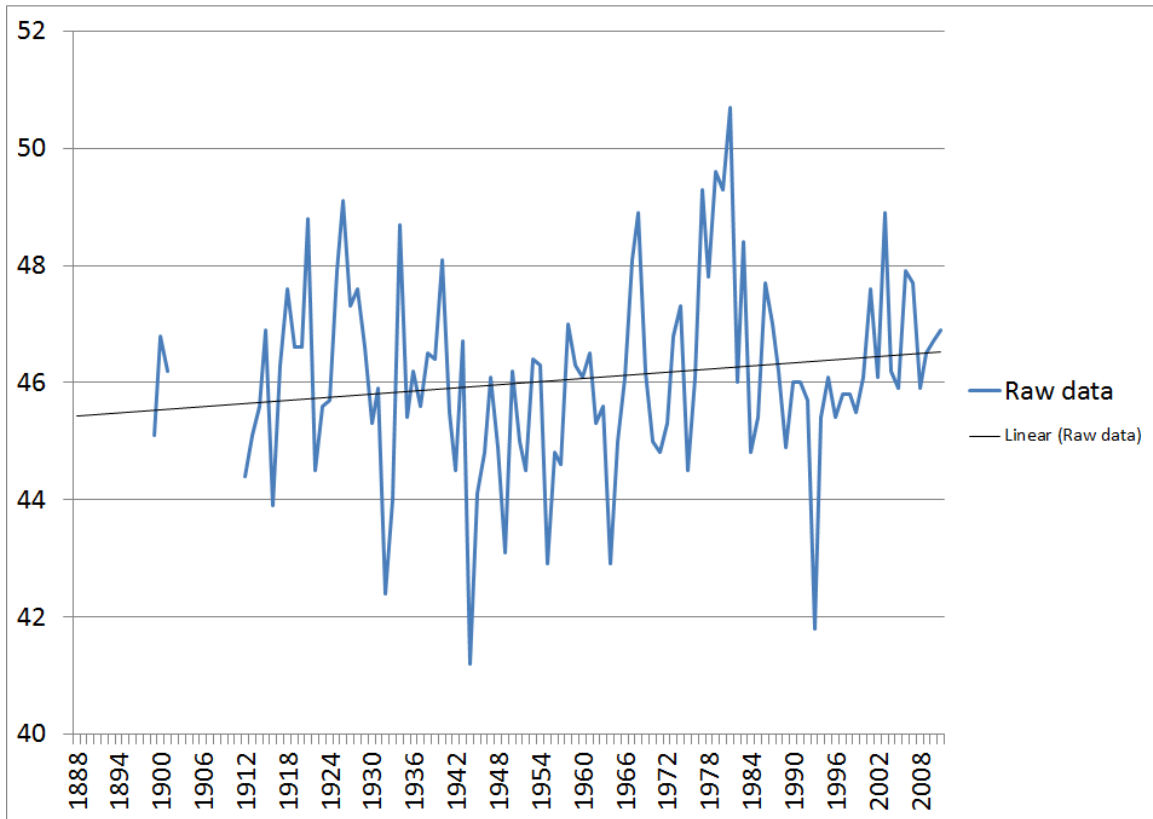
Year	Jan	Feb	Mar	Apr	May	Jun	Jul	Aug	Sep	Oct	Nov	Dec	Annual
1937	6.6	28.2	37.2	42.0	54.0	60.5	70.4	67.5	60.9	48.4	39.2	31.9	45.6
1938	28.1	32.3	35.7	45.6	50.3	61.6	68.3	66.9	61.7	47.1	29.8	30.8	46.5
1939	25.9	18.1	36.4	47.7	55.1	58.9	69.6	68.6	58.7	46.1	37.3	34.2	46.4
1940	28.7	34.8	39.4	44.8	56.4	64.8	68.9	69.6	58.3	48.8	32.3	29.9	48.1
1941	27.0	32.9	38.7	41.1	53.8	58.2	69.6	65.0	51.0	43.2	34.8	30.9	45.5
1942	22.7	23.4	33.0	43.7	47.0	56.2	70.3	67.0	57.1	47.2	35.0	31.8	44.5
1943	28.4	29.8	37.7	50.2	49.9	55.7	68.3	65.5	61.0	48.3	35.7	29.8	46.7
1944	13.8	27.3	32.7	40.4	51.9	54.2	66.4	64.3	57.1	49.0	25.2	12.1	41.2
1945	22.1	31.7	32.7	39.7	51.8	54.8	69.6	66.3	54.6	48.1	33.6	24.0	44.1
1946	20.6	26.7	36.8	46.8	49.4	59.5	69.3	68.0	54.7	40.7	34.0	31.8	44.8
1947	19.1	36.6	40.0	43.3	56.0	58.0	68.7	66.5	58.0	48.9	31.2	26.4	46.1
1948	30.5	27.9	31.4	43.2	51.8	61.1	68.5	66.0	57.8	47.2	32.5	20.7	44.9
1949	4.7	16.0	33.4	48.3	53.6	59.5	68.3	66.9	58.6	43.7	41.1	22.9	43.1
1950	19.3	32.0	36.2	43.3	48.6	58.2	69.3	66.6	56.5	50.2	39.6	35.0	46.2
1951	24.4	32.5	34.4	46.3	52.0	58.4	69.1	66.1	59.0	44.0	34.3	19.5	45.0
1952	19.3	21.2	26.6	47.1	53.7	58.8	69.0	68.2	60.5	51.0	29.1	29.0	44.5
1953	36.0	31.9	37.7	42.2	45.0	57.9	71.7	65.6	60.6	47.5	39.6	20.7	46.4
1954	25.5	36.3	32.9	46.9	55.3	58.7	71.2	64.0	55.9	45.7	38.6	24.3	46.3
1955	13.1	19.1	34.0	40.2	49.1	60.3	67.9	69.7	57.3	47.2	30.3	26.9	42.9
1956	30.6	20.4	36.5	44.6	53.4	60.1	68.8	63.7	58.4	44.6	30.5	26.0	44.8
1957	16.8	33.5	37.8	42.7	50.1	60.0	67.7	66.0	57.3	44.0	30.5	29.3	44.6
1958	25.4	36.1	32.3	41.0	56.5	60.8	67.2	70.7	57.6	48.5	35.6	32.4	47.0
1959	31.8	29.5	35.7	46.2	48.5	65.3	71.8	66.1	55.0	48.0	34.9	23.3	46.3
1960	20.5	26.9	40.0	44.5	51.0	64.3	71.7	65.1	61.0	46.2	36.1	26.0	46.1
1961	27.1	33.0	35.8	42.4	52.5	66.9	72.1	70.8	53.5	45.2	32.0	26.8	46.5
1962	18.8	28.5	33.3	48.0	50.1	60.1	66.4	65.0	59.2	49.9	35.4	28.5	45.3
1963	20.9	38.9	35.1	38.6	54.8	55.0	65.3	66.2	61.6	51.1	34.6	25.1	45.6
1964	18.8	20.0	29.4	40.8	50.0	56.9	69.9	65.3	54.2	49.3	30.5	30.2	42.9
1965	30.3	31.3	33.5	44.9	48.4	57.7	67.6	66.1	52.3	50.2	38.3	19.2	45.0
1966	22.5	23.9	37.9	44.3	57.8	62.7	70.1	69.0	61.3	45.9	39.1	18.8	46.1
1967	25.3	31.5	37.3	40.1	51.4	62.7	74.9	75.0	64.9	49.9	41.6	23.1	48.1
1968	27.0	39.8	42.2	42.6	54.0	64.0	75.4	65.6	59.2	50.6	38.2	28.1	48.9
1969	28.7	25.4	30.9	45.4	57.5	61.0	71.1	70.8	61.6	41.0	34.2	27.1	46.2
1970	27.7	36.7	33.4	36.2	50.9	60.0	69.9	70.0	53.0	41.0	38.0	22.9	45.0
1971	30.3	33.9	36.1	41.8	48.1	58.1	68.7	70.8	53.2	43.7	33.9	18.7	44.8
1972	23.4	32.4	42.0	42.3	54.0	64.1	67.5	66.9	54.3	46.3	31.9	19.0	45.3
1973	20.0	31.3	36.8	42.9	56.0	62.7	70.8	69.0	56.8	48.0	36.7	30.3	46.8
1974	27.9	32.2	41.1	43.5	52.6	65.1	69.8	65.2	58.7	47.7	37.6	26.7	47.3
1975	18.9	29.3	35.8	37.6	50.9	59.7	71.3	64.0	58.8	46.4	32.3	29.4	44.5
1976	25.8	32.8	33.5	41.4	55.6	59.2	69.4	63.0	61.1	46.6	37.7	27.5	46.1
1977	24.0	35.5	34.8	49.3	50.6	69.3	71.7	70.8	60.8	50.9	38.9	34.7	49.3
1978	32.2	34.5	44.9	45.3	52.1	60.6	69.7	69.2	56.6	50.6	35.3	23.3	47.8
1979	22.8	33.0	39.7	46.3	56.5	65.8	73.9	71.2	66.1	54.6	33.6	31.5	49.6
1980	32.2	38.9	36.9	47.3	51.5	60.5	71.5	67.2	61.6	49.6	40.0	34.2	49.3
1981	34.5	35.5	40.7	48.2	54.2	67.3	73.9	72.8	61.6	44.8	40.5	34.1	50.7
1982	23.2	29.6	37.7	42.2	52.5	61.6	69.1	70.6	58.6	45.4	34.1	27.9	46.0
1983	30.4	31.8	41.8	42.7	52.5	62.0	68.7	72.1	62.6	50.8	36.5	28.6	48.4
1984	17.0	23.8	36.0	41.9	54.6	59.6	71.9	70.7	60.7	43.3	37.7	20.9	44.8
1985	21.8	26.8	35.0	48.0	54.0	64.6	75.9	65.9	53.7	46.2	30.1	23.0	45.4

# AVERAGE MONTHLY AND ANNUAL DAILY AVERAGE TEMPERATURES, CONTINUED ELKO

Note: Periods with incomplete data are listed with a dash (-)

Year	Jan	Feb	Mar	Apr	May	Jun	Jul	Aug	Sep	Oct	Nov	Dec	Annual
1986	32.3	37.6	43.8	45.0	52.3	65.7	67.0	70.5	53.0	46.0	34.0	24.9	47.7
1987	21.5	31.0	37.5	49.5	55.6	64.0	66.8	66.6	59.6	50.2	35.7	25.6	47.0
1988	20.3	29.2	37.1	46.5	51.4	65.2	72.0	67.7	56.8	52.9	33.5	21.7	46.2
1989	11.6	22.2	41.4	49.0	52.3	61.5	70.8	65.5	57.8	46.0	33.4	27.7	44.9
1990	27.8	26.6	40.8	50.0	50.0	61.8	70.5	67.0	63.9	45.8	33.6	14.5	46.0
1991	22.5	37.4	36.7	41.2	48.0	59.0	70.3	68.6	59.7	46.5	35.5	27.2	46.0
1992	24.4	35.6	41.1	48.0	56.5	60.7	65.1	66.6	56.9	47.6	28.1	17.1	45.7
1993	15.5	20.5	36.4	42.8	55.7	56.0	59.6	62.0	55.6	45.6	26.3	25.4	41.8
1994	28.5	26.4	40.1	44.7	54.1	60.5	68.5	67.7	57.6	43.3	25.4	28.1	45.4
1995	32.0	37.6	37.4	42.5	49.6	56.3	64.4	65.7	56.8	43.2	38.1	30.2	46.1
1996	28.4	25.1	38.7	45.3	51.9	62.6	69.2	64.3	53.4	43.3	34.8	28.5	45.4
1997	27.7	29.1	40.2	42.0	56.0	60.6	65.0	66.3	59.0	43.5	36.3	23.8	45.8
1998	31.5	31.6	37.5	42.8	49.5	56.7	69.4	67.0	59.6	43.0	36.8	24.3	45.8
1999	29.4	31.9	37.8	40.3	49.7	59.2	66.0	64.9	55.8	45.6	39.3	25.5	45.5
2000	30.0	35.9	37.3	48.4	53.6	61.7	66.0	67.3	55.2	43.7	27.7	26.4	46.1
2001	20.4	27.7	41.0	44.8	58.4	64.3	71.1	72.0	62.3	49.2	36.8	23.7	47.6
2002	23.1	24.3	34.5	46.3	51.9	63.7	73.6	66.1	59.5	43.3	35.7	31.6	46.1
2003	36.2	30.5	39.5	43.2	53.6	64.1	74.2	71.0	59.8	52.0	32.4	30.1	48.9
2004	16.5	24.4	43.5	46.9	53.1	64.0	71.3	67.1	57.3	46.9	34.2	29.3	46.2
2005	20.5	23.7	37.3	44.6	54.1	59.0	73.1	69.0	56.3	47.6	37.3	29.1	45.9
2006	31.5	31.0	34.5	47.3	57.0	66.6	75.3	67.8	58.3	45.7	34.9	25.1	47.9
2007	16.2	33.0	42.8	46.5	56.0	65.1	75.8	70.5	58.8	46.1	35.8	25.5	47.7
2008	17.4	26.1	36.5	40.9	52.7	61.6	71.5	70.3	60.4	47.6	41.6	24.3	45.9
2009	28.1	32.1	37.9	44.2	57.2	61.7	71.6	67.5	63.7	43.6	34.6	16.0	46.5
2010	25.9	32.3	37.2	42.8	46.8	62.6	71.7	67.7	60.5	50.4	32.6	30.3	46.7
2011	28.0	31.4	39.3	41.2	49.1	60.0	71.8	71.2	62.7	48.9	33.6	25.3	46.9
Stat	Jan	Feb	Mar	Apr	May	Jun	Jul	Aug	Sep	Oct	Nov	Dec	Annual
Max	36.2	39.8	44.9	51.8	58.5	70.3	75.9	75.0	66.1	54.6	46.7	36.6	50.7
Min	4.7	11.6	26.6	36.2	41.4	53.9	59.6	60.4	49.2	36.5	25.2	12.1	41.2
Mean	24.0	29.8	37.3	44.5	52.5	61.1	69.6	67.3	57.7	46.7	35.2	25.8	46.1
Medn	25.3	31.3	37.2	44.4	52.5	61.1	69.6	67.0	57.8	46.6	35.3	26.2	46.1
StDv	6.2	5.8	3.6	3.2	3.3	3.4	2.7	2.6	3.1	3.0	3.9	5.2	1.7

# ANNUAL DAILY AVERAGE TEMPERATURES (GRAPHED) ELKO



Note: Data may have been affected by the relocation of the observing site from downtown Elko to Elko Regional Airport in December 1930. Data may have also been affected by the change from a voluntary, part-time observer program to a paid, full-time observer program which also occurred in December 1930. Use graph with caution.

# 10 WARMEST MONTHLY AND ANNUAL DAILY AVERAGE TEMPERATURES ELKO

## JANUARY

36.2 in 2003  
36.0 in 1953  
35.9 in 1900  
34.5 in 1981  
32.5 in 1934  
32.3 in 1986  
32.2 in 1980  
32.2 in 1978  
32.0 in 1995  
31.8 in 1959

## FEBRUARY

39.8 in 1968  
38.9 in 1980  
38.9 in 1963  
38.6 in 1924  
37.6 in 1995  
37.6 in 1986  
37.4 in 1991  
36.9 in 1934  
36.7 in 1970  
36.7 in 1896

## MARCH

44.9 in 1978  
43.9 in 1910  
43.8 in 1986  
43.7 in 1934  
43.5 in 2004  
43.5 in 1928  
42.8 in 2007  
42.4 in 1918  
42.3 in 1921  
42.2 in 1968

## APRIL

51.8 in 1926  
50.5 in 1930  
50.3 in 1910  
50.1 in 1943  
50.0 in 1990  
49.9 in 1915  
49.5 in 1987  
49.3 in 1977  
49.0 in 1989  
49.0 in 1934

## MAY

58.5 in 1928  
58.4 in 2001  
58.3 in 1897  
58.1 in 1910  
57.8 in 1966  
57.8 in 1925  
57.7 in 1924  
57.5 in 1969  
57.3 in 1919  
57.2 in 2009

## JUNE

70.3 in 1918  
69.3 in 1977  
67.3 in 1981  
66.9 in 1961  
66.9 in 1926  
66.6 in 2006  
65.8 in 1979  
65.7 in 1986  
65.7 in 1922  
65.3 in 1959

## JULY

75.9 in 1985  
75.8 in 2007  
75.4 in 1968  
75.3 in 2006  
74.9 in 1967  
74.2 in 2003  
73.9 in 1981  
73.9 in 1979  
73.7 in 1917  
73.6 in 2002

## AUGUST

75.0 in 1967  
72.8 in 1981  
72.1 in 1983  
72.0 in 2001  
71.3 in 1929  
71.2 in 2011  
71.2 in 1979  
71.0 in 2003  
70.8 in 1977  
70.8 in 1971

## SEPTEMBER

66.1 in 1979  
64.9 in 1967  
63.9 in 1990  
63.7 in 2009  
62.6 in 2011  
62.6 in 1983  
62.3 in 2001  
61.7 in 1938  
61.6 in 1981  
61.6 in 1969

## OCTOBER

54.6 in 1979  
53.9 in 1917  
52.9 in 1988  
52.0 in 2003  
51.8 in 1921  
51.5 in 1918  
51.1 in 1963  
51.0 in 1952  
50.9 in 1977  
50.8 in 1983

## NOVEMBER

42.4 in 1927  
41.6 in 2008  
41.6 in 1967  
41.1 in 1949  
41.1 in 1901  
40.9 in 1894  
40.8 in 1926  
40.5 in 1981  
40.4 in 1921  
40.1 in 1917

## DECEMBER

36.6 in 1929  
35.1 in 1917  
35.0 in 1950  
34.7 in 1977  
34.2 in 1980  
34.2 in 1939  
34.1 in 1981  
32.6 in 1925  
32.4 in 1958  
32.0 in 1901

## ANNUAL

50.8 in 1981  
49.7 in 1979  
49.3 in 1980  
49.3 in 1977  
49.2 in 1926  
49.0 in 2003  
48.9 in 1968  
48.9 in 1921  
48.8 in 1934  
48.5 in 1983

# 10 COLDEST MONTHLY AND ANNUAL DAILY AVERAGE TEMPERATURES ELKO

## JANUARY

4.7 in 1949  
6.6 in 1937  
10.0 in 1922  
11.6 in 1989  
11.9 in 1917  
12.9 in 1898  
13.1 in 1955  
13.5 in 1932  
13.8 in 1944  
14.4 in 1892

## FEBRUARY

11.6 in 1933  
13.9 in 1932  
14.5 in 1894  
16.0 in 1949  
19.1 in 1955  
19.2 in 1903  
20.0 in 1964  
20.4 in 1956  
20.5 in 1993  
21.2 in 1952

## MARCH

26.6 in 1952  
29.3 in 1917  
29.4 in 1964  
29.6 in 1922  
30.7 in 1898  
30.9 in 1969  
31.4 in 1948  
32.3 in 1958  
32.7 in 1945  
32.7 in 1944

## APRIL

36.2 in 1970  
37.6 in 1975  
38.6 in 1963  
39.7 in 1945  
40.1 in 1967  
40.1 in 1922  
40.2 in 1955  
40.3 in 1999  
40.4 in 1944  
40.8 in 1964

## MAY

41.4 in 1899  
45.0 in 1953  
46.3 in 1895  
46.8 in 2010  
46.9 in 1933  
47.0 in 1942  
47.4 in 1916  
47.4 in 1898  
47.6 in 1900  
48.0 in 1991

## JUNE

53.9 in 1899  
54.2 in 1944  
54.2 in 1891  
54.8 in 1945  
55.0 in 1963  
55.1 in 1913  
55.7 in 1943  
55.8 in 1895  
56.0 in 1993  
56.0 in 1905

## JULY

59.6 in 1993  
64.4 in 1995  
64.8 in 1902  
64.9 in 1912  
65.0 in 1997  
65.1 in 1992  
65.3 in 1963  
65.5 in 1895  
65.6 in 1903  
66.0 in 2000

## AUGUST

60.4 in 1899  
61.8 in 1900  
62.0 in 1993  
62.1 in 1901  
62.3 in 1910  
62.7 in 1911  
63.0 in 1976  
63.2 in 1912  
63.7 in 1956  
64.0 in 1975

## SEPTEMBER

49.2 in 1901  
50.5 in 1898  
51.0 in 1941  
51.5 in 1912  
51.8 in 1900  
52.2 in 1965  
53.0 in 1986  
53.0 in 1970  
53.2 in 1971  
53.4 in 1996

## OCTOBER

36.5 in 1898  
40.0 in 1891  
40.7 in 1946  
41.0 in 1970  
41.0 in 1969  
41.4 in 1919  
42.8 in 1912  
43.0 in 1998  
43.1 in 1916  
43.2 in 1995

## NOVEMBER

25.2 in 1944  
25.4 in 1994  
26.3 in 1993  
27.7 in 2000  
27.9 in 1931  
28.1 in 1992  
28.9 in 1930  
29.1 in 1952  
29.8 in 1938  
29.9 in 1916

## DECEMBER

12.1 in 1944  
14.4 in 1930  
14.5 in 1990  
15.1 in 1909  
15.2 in 1932  
15.8 in 1891  
16.0 in 2009  
16.7 in 1914  
16.9 in 1931  
17.1 in 1992

## ANNUAL

41.3 in 1944  
41.9 in 1993  
42.5 in 1932  
42.5 in 1895  
43.1 in 1964  
43.1 in 1955  
43.2 in 1949  
44.0 in 1916  
44.2 in 1945  
44.2 in 1933

# AVERAGE MONTHLY AND ANNUAL DAILY MAXIMUM TEMPERATURES ELKO

Note: Periods with incomplete data are listed with a dash (-)

Year	Jan	Feb	Mar	Apr	May	Jun	Jul	Aug	Sep	Oct	Nov	Dec	Annual
1888	-	-	-	-	-	-	-	-	-	-	-	-	-
1889	-	-	-	-	-	-	-	-	-	-	-	-	-
1890	-	40.1	47.5	65.2	76.0	-	94.4	91.4	-	-	-	-	-
1891	38.9	-	-	-	-	72.1	-	-	78.2	66.3	54.6	31.1	-
1892	29.1	-	52.4	-	69.9	83.0	94.4	95.3	-	-	-	37.0	-
1893	-	-	-	-	-	-	-	-	-	-	47.4	45.2	-
1894	40.2	29.2	-	-	-	72.8	94.5	-	83.3	-	69.5	40.3	-
1895	43.9	43.3	56.3	61.2	64.5	79.4	90.7	93.6	76.9	67.9	49.0	38.2	63.7
1896	42.1	51.8	-	54.7	-	-	-	-	-	-	-	40.3	-
1897	39.0	-	-	-	78.6	-	89.2	-	78.1	64.2	50.0	40.6	-
1898	30.7	46.1	46.3	61.8	62.4	-	95.2	91.7	72.7	53.6	47.7	33.8	-
1899	43.0	46.2	52.5	57.3	57.2	74.2	91.9	81.4	79.1	66.0	65.4	47.8	63.5
1900	50.0	48.0	53.4	54.0	60.7	86.5	89.0	83.5	71.8	65.2	54.2	47.6	63.7
1901	44.9	47.5	55.5	57.8	70.3	76.9	93.3	84.9	70.2	68.3	57.2	48.5	64.6
1902	40.1	48.2	51.8	59.0	65.9	81.2	86.7	87.5	77.9	66.6	-	42.2	-
1903	40.5	37.5	48.8	56.9	70.4	82.9	88.4	91.4	77.6	70.2	55.5	50.7	64.2
1904	43.0	50.6	51.1	56.5	63.8	82.5	89.8	90.5	79.1	-	-	-	-
1905	43.9	51.1	57.3	-	-	64.6	-	-	-	-	-	-	-
1906	-	-	-	-	-	-	-	-	-	-	-	-	-
1907	-	-	-	-	-	-	-	-	-	-	-	-	-
1908	-	-	-	-	-	-	-	-	-	-	-	-	-
1909	-	-	-	59.0	70.4	83.9	87.8	89.9	78.3	68.5	51.1	32.6	-
1910	32.8	38.5	59.5	70.2	77.1	83.2	89.3	87.8	78.7	69.6	55.8	45.7	65.7
1911	37.9	-	-	59.7	68.5	79.2	89.5	88.8	76.7	62.5	47.5	36.5	-
1912	39.9	43.2	47.6	53.6	66.7	78.9	84.6	84.5	72.5	58.5	51.5	39.1	60.1
1913	34.6	41.0	50.8	64.7	71.4	73.1	89.2	93.5	84.2	65.6	53.6	37.3	63.2
1914	45.2	43.0	60.8	65.5	77.2	73.6	91.6	90.8	77.2	65.0	54.9	32.0	64.7
1915	37.8	44.8	55.0	66.5	67.7	79.6	89.5	92.7	75.0	70.7	49.6	38.8	64.0
1916	30.5	41.0	53.5	61.5	64.2	80.0	91.1	85.6	81.6	63.3	49.3	37.5	61.6
1917	29.7	37.5	42.1	58.6	66.3	87.6	99.1	97.6	83.4	78.4	56.4	51.2	65.7
1918	40.4	41.4	58.2	62.3	70.3	91.2	92.9	86.7	82.8	67.8	52.4	35.1	65.1
1919	39.7	40.6	49.3	66.1	80.3	87.9	98.4	95.0	82.7	58.9	51.9	34.8	65.5
1920	43.1	48.0	49.3	56.2	71.9	81.5	93.2	91.1	80.8	60.9	47.0	38.9	63.5
1921	41.0	43.1	56.8	59.6	70.2	84.0	94.7	90.8	79.3	74.7	58.5	43.6	66.4
1922	25.5	36.1	42.9	54.5	71.3	86.1	93.7	88.2	85.3	67.4	45.3	39.5	61.3
1923	39.9	39.1	49.1	58.3	71.4	74.9	92.7	88.2	79.2	60.5	54.3	38.9	62.2
1924	34.0	52.2	47.4	63.5	79.1	85.6	92.7	90.4	81.9	63.8	50.0	31.5	64.3
1925	37.1	47.4	55.3	61.3	74.8	79.6	91.4	84.9	74.6	65.5	49.1	45.4	63.9
1926	41.9	47.1	58.5	68.1	75.1	86.9	91.3	89.0	76.0	70.3	55.0	37.6	66.4
1927	40.0	43.1	51.9	60.3	67.8	84.7	93.2	87.4	74.5	68.8	54.2	35.3	63.4
1928	40.8	45.4	57.0	60.4	77.7	80.1	91.9	89.5	83.3	66.1	51.3	37.9	65.1
1929	35.0	36.5	51.9	56.8	71.3	80.7	92.7	91.5	77.7	70.3	55.4	50.9	64.2
1930	33.1	47.7	54.8	68.3	65.4	83.6	92.2	86.6	77.7	61.6	47.6	27.5	62.2
1931	35.8	43.4	51.9	64.8	75.6	84.1	96.4	90.2	76.1	68.1	42.8	28.9	63.2
1932	24.7	27.1	43.8	59.3	67.5	77.4	89.2	88.4	82.5	64.7	56.1	30.4	59.3
1933	30.3	27.0	46.6	58.6	62.0	85.3	94.9	90.0	80.6	73.5	55.9	42.7	62.3
1934	43.7	48.4	62.0	69.0	77.5	77.2	92.6	92.7	78.3	67.3	51.5	38.4	66.6
1935	37.8	44.0	46.6	56.3	64.3	81.9	90.5	90.9	82.9	63.8	46.6	40.5	62.2
1936	36.6	37.3	49.9	63.1	74.6	81.7	90.7	88.5	77.3	66.5	53.9	37.2	63.1



# AVERAGE MONTHLY AND ANNUAL DAILY MAXIMUM TEMPERATURES, CONTINUED ELKO

Note: Periods with incomplete data are listed with a dash (-)

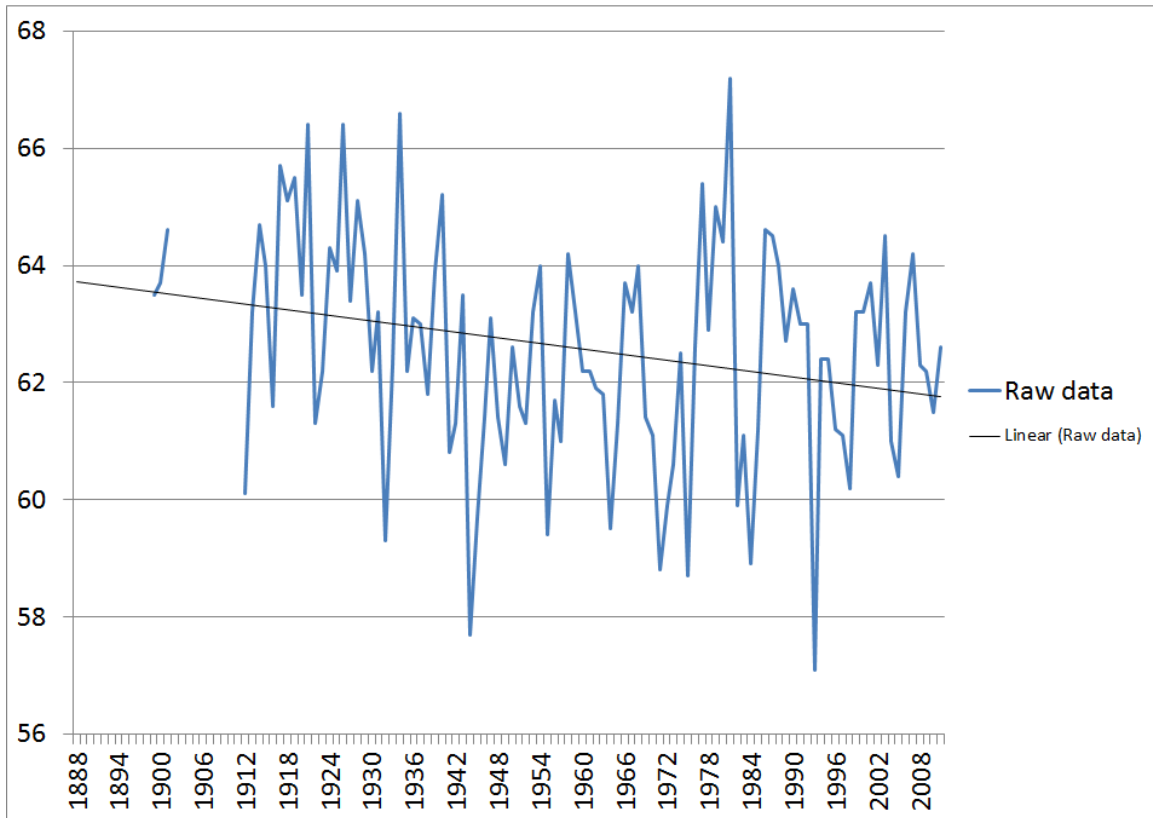
Year	Jan	Feb	Mar	Apr	May	Jun	Jul	Aug	Sep	Oct	Nov	Dec	Annual
1937	20.4	44.2	50.3	57.4	74.2	77.9	91.0	90.8	83.1	68.9	53.1	44.6	63.0
1938	40.3	41.7	46.5	60.2	65.9	80.2	87.6	87.8	82.9	62.3	43.0	43.6	61.8
1939	38.2	32.1	51.4	64.7	72.5	78.8	90.8	91.6	79.0	63.3	56.7	47.6	63.9
1940	38.6	43.8	54.5	59.7	77.2	87.0	92.3	93.7	75.8	67.9	47.4	44.2	65.2
1941	38.7	43.5	54.5	54.0	70.1	75.1	90.1	83.6	70.1	59.3	49.3	41.1	60.8
1942	35.1	35.2	46.1	58.8	62.1	76.1	93.5	90.0	80.7	66.3	49.8	42.5	61.3
1943	40.6	43.7	50.9	66.1	66.9	73.3	89.7	88.5	84.6	64.0	50.5	42.7	63.5
1944	29.6	38.5	46.2	53.6	69.5	70.0	88.6	88.8	79.3	70.2	34.8	23.5	57.7
1945	34.5	41.5	44.6	55.1	67.0	71.4	91.8	87.6	75.7	66.5	44.9	36.0	59.7
1946	34.8	41.3	49.7	64.6	66.3	79.7	90.4	89.5	77.0	54.6	46.4	42.5	61.4
1947	35.2	49.8	55.7	59.2	75.4	75.5	91.7	87.6	80.8	66.5	41.4	37.9	63.1
1948	44.5	41.0	44.3	58.0	69.5	78.3	89.6	88.5	78.6	66.7	44.8	33.0	61.4
1949	19.7	30.5	44.1	66.8	68.5	78.6	90.4	89.0	81.5	60.0	60.2	37.8	60.6
1950	32.0	45.5	49.3	59.7	66.0	78.6	88.4	89.0	74.6	70.1	53.4	45.0	62.6
1951	35.9	44.3	47.6	62.1	69.1	79.2	90.3	86.4	81.9	62.1	49.0	31.1	61.6
1952	30.5	34.4	37.3	60.9	70.7	77.0	88.7	90.1	82.6	75.5	47.2	40.1	61.3
1953	46.6	45.8	52.8	58.0	60.1	77.0	93.9	87.5	84.0	66.2	53.4	33.2	63.2
1954	38.2	49.6	46.9	64.6	75.6	76.3	92.0	85.2	78.5	67.6	55.9	38.0	64.0
1955	26.4	33.1	46.0	55.2	65.4	78.9	87.0	90.7	78.7	68.5	45.0	37.3	59.4
1956	39.8	33.0	50.2	58.9	68.0	80.4	89.9	86.2	82.0	61.5	49.1	41.7	61.7
1957	31.2	47.1	49.9	56.2	63.9	78.4	89.4	88.3	80.0	60.7	43.6	43.2	61.0
1958	38.9	47.3	44.2	56.2	76.7	79.1	87.6	90.8	79.1	71.1	51.5	47.8	64.2
1959	41.7	41.3	52.2	64.1	63.3	84.7	92.1	86.9	70.7	66.0	55.5	39.4	63.2
1960	32.5	36.1	53.4	59.8	67.9	83.9	92.1	86.6	81.8	64.7	47.5	40.4	62.2
1961	44.2	44.0	48.0	59.8	69.5	86.0	91.9	87.8	71.7	62.0	45.1	36.1	62.2
1962	31.8	38.0	44.5	65.2	63.2	77.9	86.5	86.1	81.2	70.6	51.7	46.0	61.9
1963	39.1	51.4	49.8	50.5	70.0	68.5	88.4	88.2	81.5	68.8	47.1	37.7	61.8
1964	32.7	35.1	42.2	55.2	66.0	72.7	90.7	86.5	77.1	71.6	44.7	39.9	59.5
1965	40.3	45.7	50.7	57.9	65.0	75.4	88.0	84.5	72.4	73.2	52.3	30.5	61.3
1966	34.9	37.0	54.1	63.2	77.6	82.4	92.3	90.1	81.8	67.9	53.4	29.8	63.7
1967	36.2	43.4	49.3	51.0	65.7	77.9	94.7	96.2	83.0	70.2	56.7	33.5	63.2
1968	40.7	49.7	56.0	57.8	70.1	81.6	95.5	82.3	79.4	68.3	47.9	38.5	64.0
1969	38.9	35.7	43.5	60.5	76.3	74.2	89.9	92.5	81.4	55.8	50.3	38.2	61.4
1970	37.3	50.8	49.1	51.9	69.5	77.7	90.4	91.6	73.3	59.1	48.5	33.7	61.1
1971	39.3	43.5	47.1	55.7	60.9	74.9	88.6	89.3	72.0	58.8	45.2	29.9	58.8
1972	33.2	44.5	57.5	57.3	72.2	79.9	88.1	85.5	70.7	59.4	41.6	29.3	59.9
1973	30.8	40.1	45.3	55.5	72.3	80.7	89.5	87.5	76.4	65.2	46.0	38.1	60.6
1974	35.9	41.6	51.9	56.9	70.2	86.3	88.7	86.3	81.3	64.0	50.4	36.6	62.5
1975	31.4	37.5	44.8	47.0	65.8	76.4	89.5	83.9	80.7	61.3	45.3	40.7	58.7
1976	38.2	43.5	47.6	56.1	73.9	78.4	89.5	82.1	76.8	64.6	55.2	45.4	62.6
1977	37.8	51.4	47.7	68.5	63.1	86.9	91.1	88.6	80.2	71.5	53.9	44.3	65.4
1978	40.6	42.9	56.3	57.4	67.5	79.6	91.1	89.8	73.9	71.7	47.7	35.9	62.9
1979	33.3	43.3	51.7	60.1	73.0	85.5	94.1	88.7	87.9	70.5	47.1	44.9	65.0
1980	40.5	48.0	48.0	62.6	63.3	76.8	91.9	88.2	81.3	69.4	54.8	48.2	64.4
1981	49.6	50.5	53.9	64.3	68.9	86.4	95.7	94.2	81.9	60.9	54.8	44.8	67.2
1982	35.3	41.0	47.1	56.4	68.3	77.8	86.6	90.3	72.6	59.7	46.0	37.1	59.9
1983	40.8	41.3	50.1	53.3	67.1	78.0	88.2	87.5	80.4	66.3	45.7	34.7	61.1
1984	26.8	35.3	46.3	53.9	71.0	75.9	90.3	87.9	80.5	56.9	48.0	33.9	58.9
1985	34.3	39.5	46.9	64.4	69.8	82.4	94.6	88.3	72.2	64.7	41.6	35.1	61.2

# AVERAGE MONTHLY AND ANNUAL DAILY MAXIMUM TEMPERATURES, CONTINUED ELKO

Note: Periods with incomplete data are listed with a dash (-)

Year	Jan	Feb	Mar	Apr	May	Jun	Jul	Aug	Sep	Oct	Nov	Dec	Annual
1986	44.1	48.4	58.8	58.5	70.5	86.7	87.8	92.3	70.4	65.1	51.7	41.1	64.6
1987	36.1	45.2	50.7	70.0	71.2	83.8	87.0	89.6	83.5	71.6	48.3	37.5	64.5
1988	32.9	43.7	52.8	64.4	69.8	85.3	94.5	90.1	79.0	75.5	45.3	34.3	64.0
1989	26.0	35.1	53.9	66.7	70.3	81.4	93.9	86.4	79.6	64.8	51.6	42.9	62.7
1990	41.0	39.7	56.5	66.2	67.4	81.4	91.9	87.5	84.8	67.7	49.7	29.4	63.6
1991	35.5	53.2	49.8	56.1	62.7	78.8	93.7	90.0	80.6	67.3	46.7	41.5	63.0
1992	38.7	48.3	55.4	67.1	76.8	78.6	86.1	88.3	79.4	66.7	41.1	29.2	63.0
1993	26.6	29.7	47.0	55.6	71.8	71.4	79.3	82.2	77.1	62.4	44.3	38.3	57.1
1994	42.7	40.6	57.9	60.0	69.9	82.6	90.5	90.2	79.4	60.4	36.7	38.1	62.4
1995	39.5	53.6	49.1	55.9	62.5	71.1	85.4	88.2	78.4	65.8	56.8	42.6	62.4
1996	39.1	36.0	51.1	59.7	66.0	81.6	89.5	86.7	75.1	62.8	49.1	38.3	61.2
1997	36.2	39.0	55.2	54.7	73.5	75.7	83.4	87.8	77.7	63.1	49.9	36.6	61.1
1998	42.1	40.5	49.7	55.6	62.0	71.9	89.2	89.9	75.9	59.8	49.2	36.8	60.2
1999	41.4	43.9	53.2	53.2	65.7	77.9	88.4	85.9	78.5	70.4	58.3	42.0	63.2
2000	41.7	46.3	51.6	65.8	71.1	83.2	90.1	89.4	78.0	62.2	40.2	39.1	63.2
2001	33.2	38.5	54.4	58.4	77.8	84.2	89.8	92.7	82.5	68.7	51.8	32.4	63.7
2002	33.1	36.6	47.6	61.6	69.9	82.9	94.4	87.2	78.4	63.0	50.8	42.3	62.3
2003	48.1	43.0	55.0	55.3	70.4	84.4	95.3	89.2	79.4	71.2	43.6	39.0	64.5
2004	27.4	33.7	58.9	60.4	69.5	83.0	91.5	85.5	75.6	60.7	45.8	40.5	61.0
2005	29.1	34.0	49.4	57.7	67.0	74.8	93.4	89.3	76.2	64.6	52.1	37.5	60.4
2006	40.9	43.7	44.9	60.3	73.3	85.4	94.0	88.5	77.9	63.2	48.7	37.5	63.2
2007	30.6	44.2	58.4	62.0	74.8	84.9	95.9	90.9	77.8	62.8	52.6	35.9	64.2
2008	30.0	36.6	49.3	57.7	68.4	80.5	93.0	91.1	81.6	66.6	54.1	38.1	62.3
2009	39.5	43.7	51.2	58.1	74.6	76.1	91.3	87.5	84.3	59.3	52.2	28.9	62.2
2010	36.1	42.1	50.6	56.3	61.1	79.9	92.1	88.5	82.5	66.4	44.7	37.7	61.5
2011	39.3	43.6	50.8	53.5	63.0	77.2	91.6	92.4	83.7	66.2	47.4	42.5	62.6
Stat	Jan	Feb	Mar	Apr	May	Jun	Jul	Aug	Sep	Oct	Nov	Dec	Annual
Max	50.0	53.6	62.0	70.2	80.3	91.2	99.1	97.6	87.9	78.4	69.5	51.2	67.2
Min	19.7	27.0	37.3	47.0	57.2	64.6	79.3	81.4	70.1	53.6	34.8	23.5	57.1
Mean	36.9	42.2	50.8	59.8	69.4	79.7	91.0	88.8	78.8	65.6	50.1	38.7	62.6
Medn	38.1	43.1	50.7	59.1	69.7	79.6	91.0	88.6	79.1	66.1	49.8	38.3	62.7
StDv	5.7	5.8	4.6	4.9	4.9	4.7	3.0	3.0	3.8	4.6	5.3	5.4	2.0

# AVERAGE ANNUAL DAILY MAXIMUM TEMPERATURES (GRAPHED) ELKO



Note: Data may have been affected by the relocation of the observing site from downtown Elko to Elko Regional Airport in December 1930. Data may have also been affected by the change from a voluntary, part-time observer program to a paid, full-time observer program which also occurred in December 1930. Use graph with caution.

# 10 WARMEST AVERAGE MONTHLY AND ANNUAL DAILY MAXIMUM TEMPERATURES ELKO

JANUARY  
50.0 in 1900  
49.6 in 1981  
48.1 in 2003  
46.6 in 1953  
45.2 in 1914  
44.9 in 1901  
44.5 in 1948  
44.2 in 1961  
44.1 in 1986  
43.9 in 1905

FEBRUARY  
53.6 in 1995  
53.2 in 1991  
52.2 in 1924  
51.8 in 1896  
51.4 in 1977  
51.4 in 1963  
51.1 in 1905  
50.8 in 1970  
50.6 in 1904  
50.5 in 1981

MARCH  
62.0 in 1934  
60.8 in 1914  
59.5 in 1910  
58.9 in 2004  
58.8 in 1986  
58.5 in 1926  
58.4 in 2007  
58.2 in 1918  
57.9 in 1994  
57.5 in 1972

APRIL  
70.2 in 1910  
70.0 in 1987  
69.0 in 1934  
68.5 in 1977  
68.3 in 1930  
68.1 in 1926  
67.1 in 1992  
66.8 in 1949  
66.7 in 1989  
66.5 in 1915

MAY  
80.3 in 1919  
79.1 in 1924  
78.6 in 1897  
77.8 in 2001  
77.7 in 1928  
77.6 in 1966  
77.5 in 1934  
77.2 in 1940  
77.2 in 1914  
77.1 in 1910

JUNE  
91.2 in 1918  
87.9 in 1919  
87.6 in 1917  
87.0 in 1940  
86.9 in 1977  
86.9 in 1926  
86.7 in 1986  
86.5 in 1900  
86.4 in 1981  
86.3 in 1974

JULY  
99.1 in 1917  
98.4 in 1919  
96.4 in 1931  
95.9 in 2007  
95.7 in 1981  
95.5 in 1968  
95.3 in 2003  
95.2 in 1898  
94.9 in 1933  
94.7 in 1967

AUGUST  
97.6 in 1917  
96.2 in 1967  
95.3 in 1892  
95.0 in 1919  
94.2 in 1981  
93.7 in 1940  
93.6 in 1895  
93.5 in 1913  
92.7 in 2001  
92.7 in 1934

SEPTEMBER  
87.9 in 1979  
85.3 in 1922  
84.8 in 1990  
84.6 in 1943  
84.3 in 2009  
84.2 in 1913  
84.0 in 1953  
83.7 in 2011  
83.5 in 1987  
83.4 in 1917

OCTOBER  
78.4 in 1917  
75.5 in 1988  
75.5 in 1952  
74.7 in 1921  
73.5 in 1933  
73.2 in 1965  
71.7 in 1978  
71.6 in 1987  
71.6 in 1964  
71.5 in 1977

NOVEMBER  
69.5 in 1894  
60.2 in 1949  
58.5 in 1921  
58.3 in 1999  
57.2 in 1901  
56.8 in 1995  
56.7 in 1967  
56.7 in 1939  
56.4 in 1917  
56.1 in 1932

DECEMBER  
51.2 in 1917  
50.9 in 1929  
50.7 in 1903  
48.5 in 1901  
48.2 in 1980  
47.8 in 1958  
47.6 in 1939  
47.6 in 1900  
46.0 in 1962  
45.7 in 1910

ANNUAL  
67.3 in 1981  
66.7 in 1934  
66.5 in 1926  
66.5 in 1921  
65.8 in 1917  
65.8 in 1910  
65.6 in 1919  
65.5 in 1977  
65.3 in 1940  
65.2 in 1928

# 10 COLDEST AVERAGE MONTHLY AND ANNUAL DAILY MAXIMUM TEMPERATURES ELKO

## JANUARY

19.7 in 1949  
20.4 in 1937  
24.7 in 1932  
25.5 in 1922  
26.0 in 1989  
26.4 in 1955  
26.6 in 1993  
26.8 in 1984  
27.4 in 2004  
29.1 in 2005

## FEBRUARY

27.0 in 1933  
27.1 in 1932  
29.2 in 1894  
29.7 in 1993  
30.5 in 1949  
33.0 in 1956  
33.1 in 1955  
33.7 in 2004  
34.0 in 2005  
34.4 in 1952

## MARCH

37.3 in 1952  
42.1 in 1917  
42.2 in 1964  
42.9 in 1922  
43.5 in 1969  
43.8 in 1932  
44.1 in 1949  
44.2 in 1958  
44.3 in 1948  
44.5 in 1962

## APRIL

47.0 in 1975  
50.5 in 1963  
51.0 in 1967  
51.9 in 1970  
53.2 in 1999  
53.3 in 1983  
53.5 in 2011  
53.6 in 1944  
53.6 in 1912  
53.9 in 1984

## MAY

57.2 in 1899  
60.1 in 1953  
60.7 in 1900  
60.9 in 1971  
61.1 in 2010  
62.0 in 1998  
62.0 in 1933  
62.1 in 1942  
62.4 in 1898  
62.5 in 1995

## JUNE

64.6 in 1905  
68.5 in 1963  
70.0 in 1944  
71.1 in 1995  
71.4 in 1993  
71.4 in 1945  
71.9 in 1998  
72.1 in 1891  
72.7 in 1964  
72.8 in 1894

## JULY

79.3 in 1993  
83.4 in 1997  
84.6 in 1912  
85.4 in 1995  
86.1 in 1992  
86.5 in 1962  
86.6 in 1982  
86.7 in 1902  
87.0 in 1987  
87.0 in 1955

## AUGUST

81.4 in 1899  
82.1 in 1976  
82.2 in 1993  
82.3 in 1968  
83.5 in 1900  
83.6 in 1941  
83.9 in 1975  
84.5 in 1965  
84.5 in 1912  
84.9 in 1925

## SEPTEMBER

70.1 in 1941  
70.2 in 1901  
70.4 in 1986  
70.7 in 1972  
70.7 in 1959  
71.7 in 1961  
71.8 in 1900  
72.0 in 1971  
72.2 in 1985  
72.4 in 1965

## OCTOBER

53.6 in 1898  
54.6 in 1946  
55.8 in 1969  
56.9 in 1984  
58.5 in 1912  
58.8 in 1971  
58.9 in 1919  
59.1 in 1970  
59.3 in 2009  
59.3 in 1941

## NOVEMBER

34.8 in 1944  
36.7 in 1994  
40.2 in 2000  
41.1 in 1992  
41.4 in 1947  
41.6 in 1985  
41.6 in 1972  
42.8 in 1931  
43.0 in 1938  
43.6 in 2003

## DECEMBER

23.5 in 1944  
27.5 in 1930  
28.9 in 2009  
28.9 in 1931  
29.2 in 1992  
29.3 in 1972  
29.4 in 1990  
29.8 in 1966  
29.9 in 1971  
30.4 in 1932

## ANNUAL

57.3 in 1993  
57.9 in 1944  
58.8 in 1975  
58.9 in 1971  
59.1 in 1984  
59.4 in 1932  
59.5 in 1955  
59.7 in 1964  
59.8 in 1945  
60.0 in 1982

# AVERAGE MONTHLY AND ANNUAL DAILY MINIMUM TEMPERATURES ELKO

Note: Periods with incomplete data are listed with a dash (-)

Year	Jan	Feb	Mar	Apr	May	Jun	Jul	Aug	Sep	Oct	Nov	Dec	Annual
1888	-	-	20.7	25.9	28.9	33.2	44.0	40.7	-	-	30.7	20.3	-
1889	-1.9	6.5	21.5	35.9	35.3	41.1	39.8	40.7	22.7	41.0	18.1	19.7	26.7
1890	-4.4	8.2	18.7	25.4	36.6	-	44.8	41.5	-	-	-	-	-
1891	2.5	-	-	-	-	36.3	-	-	31.7	13.8	16.4	0.5	-
1892	-0.4	-	25.3	-	35.9	42.0	42.0	43.0	-	-	18.3	13.2	-
1893	-	-	-	-	-	-	-	-	-	-	22.5	17.4	-
1894	8.2	-0.3	-	-	-	41.5	42.5	-	37.1	-	12.3	7.2	-
1895	3.4	6.0	16.0	22.5	28.0	32.3	40.3	37.3	33.1	19.2	11.8	1.6	21.0
1896	9.2	21.7	-	28.8	-	-	-	-	-	-	18.6	12.4	-
1897	13.9	-	-	-	38.0	-	43.8	-	33.4	26.8	17.6	5.8	-
1898	-4.9	16.8	15.2	30.6	32.3	-	41.5	39.5	28.3	19.3	13.7	4.3	-
1899	17.6	17.5	20.6	25.5	25.6	33.6	41.3	39.3	36.0	28.0	27.9	8.0	26.7
1900	21.7	21.0	26.7	31.5	34.4	42.3	44.1	40.1	31.8	26.7	26.1	13.7	30.0
1901	7.8	12.5	27.8	31.7	38.6	36.1	40.9	39.3	28.2	30.0	25.0	15.5	27.8
1902	5.0	21.6	19.9	29.2	34.3	40.8	42.9	44.1	33.0	24.6	-	16.2	-
1903	14.4	1.0	-	30.1	34.0	43.6	42.9	41.3	33.7	26.6	21.8	8.5	-
1904	-0.5	11.3	26.6	31.9	33.6	39.8	44.0	46.0	39.5	-	-	-	-
1905	15.4	21.0	27.0	-	-	47.5	-	-	-	-	-	-	-
1906	-	-	-	-	-	-	-	-	-	-	-	-	-
1907	-	-	-	-	-	-	-	-	-	-	-	-	-
1908	-	-	-	-	-	-	-	-	-	-	-	-	-
1909	-	-	-	-	38.7	42.7	44.7	42.9	35.5	25.7	-	-2.4	-
1910	-1.5	10.0	28.3	30.5	39.1	38.8	46.0	36.9	33.1	22.6	19.6	17.9	26.8
1911	13.5	-	-	24.8	32.2	43.9	46.7	36.6	32.9	25.5	15.6	5.7	-
1912	13.7	21.2	23.6	28.5	34.3	43.2	45.2	41.9	30.5	27.0	22.4	12.2	28.6
1913	6.7	13.9	23.5	25.0	30.6	37.2	44.6	46.3	38.8	26.7	26.1	3.1	26.9
1914	16.6	13.9	17.0	23.5	27.5	39.6	50.1	45.5	35.7	32.8	14.6	1.5	26.5
1915	9.9	25.6	24.7	33.2	36.4	40.3	48.0	43.4	33.2	22.8	21.6	17.9	29.7
1916	9.5	20.4	26.0	29.2	30.6	38.7	43.2	42.6	32.6	22.9	10.5	7.2	26.1
1917	-5.8	18.2	16.5	26.4	33.9	40.3	48.3	40.8	32.4	29.4	23.7	19.0	26.9
1918	17.6	13.8	26.6	26.4	32.3	49.3	49.5	42.7	40.0	35.3	18.7	8.4	30.0
1919	10.9	21.3	24.3	30.6	34.3	39.3	46.7	42.0	34.5	23.8	19.2	6.4	27.8
1920	13.7	16.8	23.4	27.5	34.7	40.2	47.3	45.2	35.9	28.4	25.5	17.2	29.6
1921	17.0	17.4	27.7	29.6	36.5	46.0	48.6	48.0	32.0	28.8	22.3	19.9	31.1
1922	-5.5	11.9	16.3	25.6	36.4	45.3	47.8	50.0	36.6	28.8	21.1	18.9	27.8
1923	18.3	10.3	21.9	28.8	36.6	41.8	49.6	44.8	39.4	28.9	20.4	6.8	29.0
1924	1.8	25.0	21.3	26.3	36.3	40.3	47.0	42.3	31.7	27.3	20.7	4.8	27.1
1925	12.9	25.0	24.3	32.8	40.7	43.7	52.5	46.1	37.8	26.5	21.3	19.9	32.0
1926	13.7	24.9	25.0	35.5	36.9	46.8	51.0	49.9	31.8	25.1	26.6	13.9	31.8
1927	16.0	23.5	27.0	28.9	36.1	44.9	49.0	45.2	37.3	27.6	30.5	8.6	31.2
1928	12.4	20.5	30.0	29.2	39.3	43.1	50.6	44.8	34.8	27.1	22.5	7.8	30.2
1929	8.9	13.6	23.8	26.9	35.6	41.7	50.0	51.2	35.0	26.3	12.7	22.3	29.0
1930	5.8	23.2	25.6	32.7	36.9	40.6	50.1	50.4	36.2	28.3	10.1	1.4	28.4
1931	7.1	21.7	22.7	25.5	34.2	45.0	50.7	49.2	39.3	30.8	12.9	4.9	28.7
1932	2.4	0.7	23.2	29.5	37.5	43.8	47.5	42.0	34.6	23.7	20.5	-0.0	25.4
1933	2.5	-3.8	21.6	25.6	31.8	41.6	50.7	43.2	34.9	27.7	14.2	18.2	25.7
1934	21.4	25.3	25.4	29.0	36.9	38.6	47.1	46.6	32.6	26.7	25.2	15.8	30.9
1935	13.7	20.7	19.9	28.1	32.3	41.9	47.0	46.0	39.9	26.8	16.2	11.7	28.7
1936	16.0	17.0	23.6	29.7	34.4	45.2	51.9	45.6	32.2	27.1	13.4	15.9	29.3

# AVERAGE MONTHLY AND ANNUAL DAILY MINIMUM TEMPERATURES, CONTINUED ELKO

Note: Periods with incomplete data are listed with a dash (-)

Year	Jan	Feb	Mar	Apr	May	Jun	Jul	Aug	Sep	Oct	Nov	Dec	Annual
1937	-7.2	12.1	24.2	26.5	33.7	43.1	49.7	44.3	38.6	27.9	25.3	19.3	28.1
1938	15.8	22.9	24.9	30.9	34.7	43.0	49.0	46.0	40.6	31.9	16.6	17.9	31.2
1939	13.6	4.2	21.5	30.7	37.6	39.0	48.5	45.6	38.4	29.0	18.0	20.7	28.9
1940	18.7	25.8	24.2	30.0	35.6	42.7	45.5	45.5	40.8	29.6	17.2	15.6	30.9
1941	15.3	22.3	22.9	28.1	37.5	41.3	49.1	46.3	31.9	27.0	20.2	20.7	30.2
1942	10.2	11.6	19.8	28.5	31.8	36.2	47.1	44.0	33.4	28.2	20.2	21.1	27.7
1943	16.2	15.9	24.5	34.2	32.8	38.2	46.8	42.5	37.4	32.5	20.9	16.9	29.9
1944	-2.0	16.1	19.1	27.2	34.2	38.4	44.2	39.8	34.9	27.8	15.6	0.6	24.7
1945	9.8	21.9	20.9	24.3	36.6	38.2	47.3	44.9	33.5	29.6	22.2	12.1	28.4
1946	6.4	12.1	23.9	29.0	32.4	39.2	48.2	46.4	32.3	26.8	21.7	21.0	28.3
1947	2.9	23.4	24.2	27.3	36.6	40.4	45.6	45.4	35.2	31.3	21.0	14.9	29.0
1948	16.4	14.8	18.5	28.5	34.1	43.9	47.4	43.4	36.9	27.7	20.2	8.5	28.3
1949	-10.3	1.5	22.8	29.8	38.8	40.4	46.2	44.9	35.7	27.3	22.1	8.0	25.6
1950	6.5	18.5	23.1	26.8	31.1	37.7	50.1	44.1	38.4	30.3	25.8	24.9	29.8
1951	12.8	20.6	21.2	30.4	34.9	37.6	47.9	45.9	36.0	26.0	19.7	7.8	28.4
1952	8.1	8.1	15.8	33.2	36.7	40.5	49.3	46.4	38.4	26.5	11.0	17.9	27.7
1953	25.4	17.9	22.5	26.3	30.0	38.8	49.6	43.6	37.2	28.8	25.7	8.3	29.5
1954	12.9	23.0	19.0	29.3	35.0	41.1	50.3	42.7	33.3	23.7	21.2	10.5	28.5
1955	-0.2	5.1	22.1	25.2	32.8	41.7	48.7	48.6	35.9	25.8	15.6	16.5	26.5
1956	21.3	7.9	22.9	30.3	38.7	39.8	47.7	41.3	34.9	27.6	11.9	10.4	27.9
1957	2.5	19.9	25.7	29.1	36.2	41.7	46.1	43.8	34.6	27.3	17.3	15.4	28.3
1958	11.9	24.9	20.4	25.8	36.3	42.4	46.8	50.7	36.1	25.9	19.7	17.0	29.8
1959	21.8	17.7	19.2	28.3	33.7	46.0	51.5	45.4	39.4	29.9	14.2	7.2	29.5
1960	8.4	17.7	26.6	29.1	34.2	44.7	51.4	43.7	40.1	27.7	24.7	11.5	30.0
1961	10.1	21.9	23.6	25.0	35.5	47.7	52.3	53.8	35.2	28.4	18.8	17.4	30.8
1962	5.9	19.0	22.0	30.7	37.1	42.3	46.2	44.0	37.2	29.2	19.1	10.9	28.6
1963	2.8	26.3	20.5	26.6	39.5	41.4	42.2	44.3	41.7	33.5	22.2	12.5	29.5
1964	4.8	5.0	16.7	26.4	33.9	41.1	49.0	44.1	31.3	26.9	16.2	20.6	26.3
1965	20.2	17.0	16.2	31.8	31.9	40.0	47.3	47.7	32.1	27.1	24.3	7.9	28.6
1966	10.1	10.9	21.8	25.3	37.9	43.0	47.9	47.9	40.7	23.9	24.8	7.8	28.5
1967	14.4	19.5	25.3	29.2	37.0	47.5	55.1	53.8	46.8	29.6	26.4	12.6	33.1
1968	13.3	29.8	28.4	27.4	37.9	46.5	55.2	48.9	38.9	32.9	28.4	17.7	33.8
1969	18.6	15.1	18.2	30.3	38.8	47.8	52.3	49.0	41.8	26.3	18.2	16.0	31.0
1970	18.2	22.6	17.6	20.5	32.3	42.4	49.4	48.4	32.6	23.0	27.4	12.1	28.9
1971	21.3	24.4	25.1	27.9	35.4	41.3	48.8	52.3	34.4	28.6	22.6	7.6	30.8
1972	13.5	20.3	26.5	27.2	35.7	48.2	46.8	48.4	37.9	33.2	22.3	8.6	30.7
1973	9.2	22.5	28.3	30.4	39.8	44.8	52.1	50.5	37.2	30.7	27.4	22.5	33.0
1974	19.9	22.8	30.4	30.1	35.0	43.9	50.9	44.1	36.2	31.5	24.7	16.8	32.2
1975	6.4	21.0	26.7	28.1	36.1	42.9	53.1	44.2	36.8	31.5	19.4	18.1	30.4
1976	13.5	22.1	19.4	26.6	37.3	40.0	49.3	43.8	45.3	28.5	20.1	9.5	29.6
1977	10.2	19.6	21.9	30.1	38.1	51.6	52.2	53.0	41.4	30.4	23.9	25.0	33.1
1978	23.7	26.2	33.4	33.1	36.7	41.5	48.4	48.5	39.3	29.5	22.8	10.8	32.8
1979	12.3	22.7	27.6	32.5	40.0	46.1	53.7	53.7	44.3	38.6	20.1	18.0	34.1
1980	23.9	29.9	25.9	31.9	39.6	44.1	51.2	46.1	41.8	29.8	25.2	20.2	34.1
1981	19.4	20.5	27.6	32.0	39.5	48.2	52.0	51.4	41.3	28.6	26.2	23.3	34.2
1982	11.1	18.1	28.4	28.1	36.6	45.3	51.5	50.9	44.5	31.1	22.1	18.8	32.2
1983	20.0	22.3	33.5	32.1	37.9	46.1	49.1	56.7	44.9	35.3	27.3	22.6	35.6
1984	7.3	12.3	25.6	29.9	38.3	43.4	53.5	53.5	40.9	29.7	27.4	7.9	30.8
1985	9.3	14.1	23.2	31.6	38.1	46.9	57.1	43.4	35.2	27.7	18.5	11.0	29.7

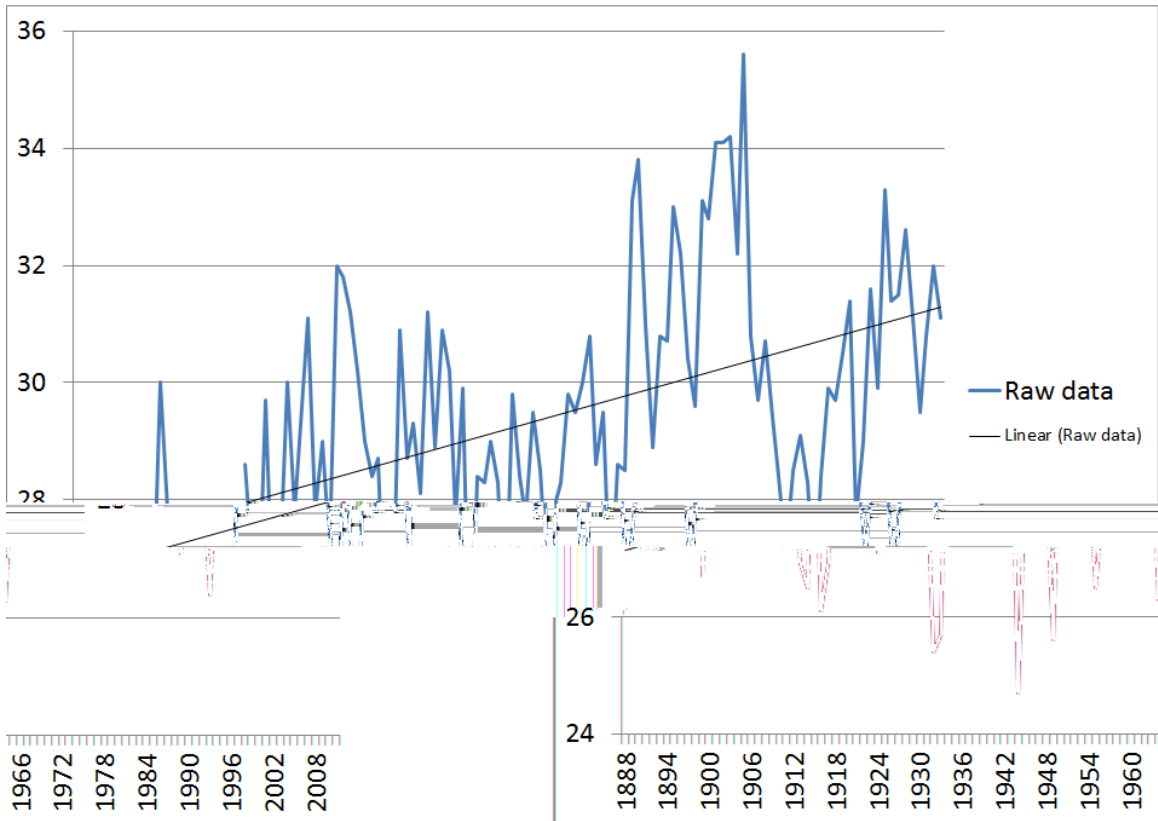
# AVERAGE MONTHLY AND ANNUAL DAILY MINIMUM TEMPERATURES, CONTINUED ELKO

Note: Periods with incomplete data are listed with a dash (-)

Year	Jan	Feb	Mar	Apr	May	Jun	Jul	Aug	Sep	Oct	Nov	Dec	Annual
1986	20.5	26.8	28.8	31.4	34.1	44.6	46.1	48.6	35.5	26.9	16.3	8.7	30.7
1987	6.8	16.9	24.2	29.0	40.0	44.2	46.5	43.5	35.7	28.8	23.1	13.8	29.4
1988	7.6	14.8	21.5	28.5	33.1	45.0	49.5	45.3	34.6	30.4	21.6	9.1	28.4
1989	-2.8	9.4	29.0	31.2	34.3	41.6	47.6	44.5	36.0	27.3	15.1	12.6	27.1
1990	14.5	13.6	25.2	33.7	32.7	42.2	49.1	46.5	42.9	23.9	17.5	-0.4	28.5
1991	9.5	21.5	23.6	26.2	33.4	39.2	47.0	47.3	38.7	25.7	24.3	12.8	29.1
1992	10.0	22.9	26.8	29.0	36.2	42.7	44.1	45.0	34.4	28.5	15.2	5.1	28.3
1993	4.4	11.3	25.8	30.1	39.6	40.5	40.0	41.8	34.1	28.8	8.4	12.5	26.4
1994	14.2	12.3	22.3	29.4	38.3	38.5	46.4	45.3	35.8	26.3	14.1	18.0	28.4
1995	24.5	21.6	25.8	29.1	36.6	41.5	43.5	43.1	35.1	20.6	19.3	17.8	29.9
1996	17.6	14.3	26.3	30.9	37.8	43.5	48.9	41.8	31.7	23.8	20.4	18.7	29.7
1997	19.2	19.2	25.3	29.4	38.5	45.5	46.6	44.7	40.3	23.9	22.6	11.0	30.5
1998	21.0	22.8	25.4	30.0	37.0	41.5	49.6	44.1	43.2	26.3	24.4	11.8	31.4
1999	17.3	19.9	22.4	27.4	33.7	40.5	43.5	43.9	33.1	20.8	20.4	9.0	27.7
2000	18.2	25.6	23.0	30.9	36.1	40.2	41.8	45.2	32.3	25.2	15.2	13.7	29.0
2001	7.5	16.9	27.7	31.1	38.9	44.4	52.3	51.4	42.2	29.6	21.7	15.0	31.6
2002	13.2	12.0	21.3	31.0	33.8	44.6	52.7	45.0	40.6	23.6	20.6	20.9	29.9
2003	24.4	18.0	23.9	31.1	36.8	43.8	53.2	52.7	40.2	32.9	21.3	21.3	33.3
2004	5.7	15.1	28.1	33.4	36.8	45.0	51.1	48.8	38.9	33.0	22.5	18.0	31.4
2005	11.8	13.3	25.2	31.5	41.1	43.2	52.8	48.8	36.3	30.6	22.4	20.6	31.5
2006	22.1	18.3	24.0	34.2	40.8	47.7	56.7	47.0	38.7	28.2	21.1	12.7	32.6
2007	1.8	21.8	27.2	31.0	37.3	45.2	55.7	50.0	39.7	29.5	19.0	15.0	31.1
2008	4.7	15.7	23.6	24.1	37.1	42.8	49.9	49.5	39.2	28.5	29.0	10.4	29.5
2009	16.7	20.4	24.6	30.3	39.9	47.4	51.9	47.5	43.1	27.9	17.0	3.1	30.8
2010	15.6	22.4	23.9	29.3	32.6	45.3	51.4	47.0	38.4	34.4	20.4	22.8	32.0
2011	16.8	19.1	27.7	29.0	35.1	42.8	52.0	50.1	41.6	31.5	19.9	8.0	31.1
Stat	Jan	Feb	Mar	Apr	May	Jun	Jul	Aug	Sep	Oct	Nov	Dec	Annual
Max	25.4	29.9	33.5	35.9	41.1	51.6	57.1	56.7	46.8	41.0	30.7	25.0	35.6
Min	-10.3	-3.8	15.2	20.5	25.6	32.3	39.8	36.6	22.7	13.8	8.4	-2.4	21.0
Mean	11.0	17.3	23.7	29.1	35.6	42.3	48.2	45.7	36.6	27.9	20.4	13.0	29.5
Medn	12.1	18.4	23.9	29.2	36.2	42.3	48.4	45.2	36.0	27.8	20.6	12.8	29.5
StDv	7.8	6.7	3.7	2.9	2.9	3.4	3.7	3.9	4.0	3.7	4.6	6.3	2.3



# AVERAGE ANNUAL DAILY MINIMUM TEMPERATURES (GRAPHED) ELKO



Note: Data may have been affected by the relocation of the observing site from downtown Elko to Elko Regional Airport in December 1930. Data may have also been affected by the change from a voluntary, part-time observer program to a paid, full-time observer program which also occurred in December 1930. Use graph with caution.

# 10 WARMEST AVERAGE MONTHLY AND ANNUAL DAILY MINIMUM TEMPERATURES ELKO

<b>JANUARY</b>	<b>FEBRUARY</b>	<b>MARCH</b>	<b>APRIL</b>
25.4 in 1953	29.9 in 1980	33.5 in 1983	35.9 in 1889
24.5 in 1995	29.8 in 1968	33.4 in 1978	35.5 in 1926
24.4 in 2003	26.8 in 1986	30.4 in 1974	34.2 in 2006
23.9 in 1980	26.3 in 1963	30.0 in 1928	34.2 in 1943
23.7 in 1978	26.2 in 1978	29.0 in 1989	33.7 in 1990
22.1 in 2006	25.8 in 1940	28.8 in 1986	33.4 in 2004
21.8 in 1959	25.6 in 2000	28.4 in 1982	33.2 in 1952
21.7 in 1900	25.6 in 1915	28.4 in 1968	33.2 in 1915
21.4 in 1934	25.3 in 1934	28.3 in 1973	33.1 in 1978
21.3 in 1971	25.0 in 1925	28.3 in 1910	32.8 in 1925
<b>MAY</b>	<b>JUNE</b>	<b>JULY</b>	<b>AUGUST</b>
41.1 in 2005	51.6 in 1977	57.1 in 1985	56.7 in 1983
40.8 in 2006	49.3 in 1918	56.7 in 2006	53.8 in 1967
40.7 in 1925	48.2 in 1981	55.7 in 2007	53.8 in 1961
40.0 in 1987	48.2 in 1972	55.2 in 1968	53.7 in 1979
40.0 in 1979	47.8 in 1969	55.1 in 1967	53.5 in 1984
39.9 in 2009	47.7 in 2006	53.7 in 1979	53.0 in 1977
39.8 in 1973	47.7 in 1961	53.5 in 1984	52.7 in 2003
39.6 in 1993	47.5 in 1967	53.2 in 2003	52.3 in 1971
39.6 in 1980	47.5 in 1905	53.1 in 1975	51.4 in 2001
39.5 in 1981	47.4 in 2009	52.8 in 2005	51.4 in 1981
<b>SEPTEMBER</b>	<b>OCTOBER</b>	<b>NOVEMBER</b>	<b>DECEMBER</b>
46.8 in 1967	41.0 in 1889	30.7 in 1888	25.0 in 1977
45.3 in 1976	38.6 in 1979	30.5 in 1927	24.9 in 1950
44.9 in 1983	35.3 in 1983	29.0 in 2008	23.3 in 1981
44.5 in 1982	35.3 in 1918	28.4 in 1968	22.8 in 2010
44.3 in 1979	34.4 in 2010	27.9 in 1899	22.6 in 1983
43.2 in 1998	33.5 in 1963	27.4 in 1984	22.5 in 1973
43.1 in 2009	33.2 in 1972	27.4 in 1973	22.3 in 1929
42.9 in 1990	33.0 in 2004	27.4 in 1970	21.3 in 2003
42.2 in 2001	32.9 in 2003	27.3 in 1983	21.1 in 1942
41.8 in 1980	32.9 in 1968	26.6 in 1926	21.0 in 1946

**ANNUAL**  
 35.7 in 1983  
 34.2 in 1981  
 34.2 in 1979  
 34.1 in 1980  
 33.8 in 1968  
 33.4 in 2003  
 33.2 in 1977  
 33.2 in 1967  
 33.0 in 1973  
 32.9 in 1978

# 10 COLDEST AVERAGE MONTHLY AND ANNUAL DAILY MINIMUM TEMPERATURES ELKO

<b>JANUARY</b>	<b>FEBRUARY</b>	<b>MARCH</b>	<b>APRIL</b>
-10.3 in 1949	-3.8 in 1933	15.2 in 1898	20.5 in 1970
-7.2 in 1937	-0.2 in 1894	15.8 in 1952	22.5 in 1895
-5.8 in 1917	0.7 in 1932	16.0 in 1895	23.5 in 1914
-5.5 in 1922	1.0 in 1903	16.2 in 1965	24.1 in 2008
-4.9 in 1898	1.5 in 1949	16.3 in 1922	24.3 in 1945
-4.4 in 1890	4.2 in 1939	16.5 in 1917	24.8 in 1911
-2.8 in 1989	5.0 in 1964	16.7 in 1964	25.0 in 1961
-2.0 in 1944	5.1 in 1955	17.0 in 1914	25.0 in 1913
-1.9 in 1889	6.0 in 1895	17.6 in 1970	25.2 in 1955
-1.5 in 1910	6.5 in 1889	18.2 in 1969	25.3 in 1966

<b>MAY</b>	<b>JUNE</b>	<b>JULY</b>	<b>AUGUST</b>
25.6 in 1899	32.3 in 1895	39.8 in 1889	36.6 in 1911
27.5 in 1914	33.2 in 1888	40.0 in 1993	36.9 in 1910
28.0 in 1895	33.6 in 1899	40.3 in 1895	37.3 in 1895
28.9 in 1888	36.1 in 1901	40.9 in 1901	39.3 in 1901
30.0 in 1953	36.2 in 1942	41.3 in 1899	39.3 in 1899
30.6 in 1916	36.3 in 1891	41.5 in 1898	39.5 in 1898
30.6 in 1913	37.2 in 1913	41.8 in 2000	39.8 in 1944
31.1 in 1950	37.6 in 1951	42.0 in 1892	40.1 in 1900
31.8 in 1942	37.7 in 1950	42.2 in 1963	40.7 in 1889
31.8 in 1933	38.2 in 1945	42.5 in 1894	40.7 in 1888

<b>SEPTEMBER</b>	<b>OCTOBER</b>	<b>NOVEMBER</b>	<b>DECEMBER</b>
22.7 in 1889	13.8 in 1891	8.4 in 1993	-2.4 in 1909
28.2 in 1901	19.2 in 1895	10.1 in 1930	-0.4 in 1990
28.3 in 1898	19.3 in 1898	10.5 in 1916	0.0 in 1932
30.5 in 1912	20.6 in 1995	11.0 in 1952	0.5 in 1891
31.3 in 1964	20.8 in 1999	11.8 in 1895	0.6 in 1944
31.7 in 1996	22.6 in 1910	11.9 in 1956	1.4 in 1930
31.7 in 1924	22.8 in 1915	12.3 in 1894	1.5 in 1914
31.7 in 1891	22.9 in 1916	12.7 in 1929	1.6 in 1895
31.8 in 1926	23.0 in 1970	12.9 in 1931	3.1 in 2009
31.8 in 1900	23.6 in 2002	13.4 in 1936	3.1 in 1913

<b>ANNUAL</b>
21.0 in 1895
24.7 in 1944
25.5 in 1932
25.7 in 1949
25.9 in 1933
26.2 in 1916
26.5 in 1993
26.5 in 1964
26.6 in 1955
26.6 in 1914

# HIGHEST MONTHLY AND ANNUAL DAILY MAXIMUM TEMPERATURES ELKO

Note: Periods with incomplete data are listed with a dash (-)

Year	Jan	Feb	Mar	Apr	May	Jun	Jul	Aug	Sep	Oct	Nov	Dec	Annual
1888	-	-	-	-	-	-	-	-	-	-	-	-	-
1889	-	-	-	-	-	-	-	-	-	-	-	-	-
1890	-	58	62	82	90	-	107	103	-	-	-	-	-
1891	52	-	-	-	-	88	-	-	96	81	76	48	-
1892	46	-	68	-	86	101	102	105	-	-	-	50	-
1893	-	-	-	-	-	-	-	-	-	-	58	52	-
1894	51	46	-	-	-	88	100	-	95	-	81	61	-
1895	61	60	70	76	79	100	101	102	86	80	58	52	102
1896	52	64	-	69	-	-	-	-	-	-	-	50	-
1897	49	-	-	-	96	-	102	-	86	71	69	51	-
1898	46	54	54	82	80	-	103	100	81	60	68	51	-
1899	62	61	64	69	66	95	100	89	86	78	71	68	100
1900	56	56	61	68	88	98	98	95	80	72	62	52	98
1901	51	61	61	66	80	90	98	96	78	71	76	56	98
1902	51	56	60	68	81	94	99	100	92	80	-	52	-
1903	47	42	68	69	85	92	98	100	92	79	63	61	100
1904	52	58	58	74	76	95	101	102	89	-	-	-	-
1905	60	70	72	-	-	78	-	-	-	-	-	-	-
1906	-	-	-	-	-	-	-	-	-	-	-	-	-
1907	-	-	-	-	-	-	-	-	-	-	-	-	-
1908	-	-	-	-	-	-	-	-	-	-	-	-	-
1909	-	-	-	70	81	96	99	93	95	82	70	53	-
1910	50	56	78	84	94	92	95	91	90	82	68	58	95
1911	50	-	-	75	84	93	96	96	90	75	58	56	-
1912	55	55	61	69	83	88	95	94	81	74	62	53	95
1913	51	54	67	80	94	87	102	105	97	82	83	62	105
1914	59	64	71	82	94	93	97	99	87	76	67	47	99
1915	46	52	68	85	83	92	100	97	84	85	67	53	100
1916	46	50	66	73	78	93	96	95	90	72	67	55	96
1917	45	52	64	75	86	97	105	103	94	89	73	62	105
1918	60	54	72	77	87	100	100	95	91	86	69	45	100
1919	53	54	65	80	94	100	104	101	89	73	65	45	104
1920	55	56	63	69	84	94	101	101	91	86	58	54	101
1921	58	60	70	73	88	96	101	97	89	86	74	60	101
1922	44	48	62	69	85	97	103	95	91	83	53	48	103
1923	53	51	67	76	84	94	98	94	93	74	63	56	98
1924	47	64	58	77	88	103	102	101	97	76	69	51	103
1925	52	55	70	74	82	97	105	94	85	80	58	52	105
1926	50	59	70	82	87	102	99	98	89	85	71	60	102
1927	53	58	77	84	91	96	102	95	91	82	67	50	102
1928	54	55	73	81	87	95	101	101	94	82	68	53	101
1929	46	49	67	73	83	99	100	101	94	81	65	64	101
1930	53	65	69	81	84	96	99	93	89	71	69	40	99
1931	48	52	65	74	87	92	104	98	94	77	71	43	104
1932	42	46	66	73	83	94	95	96	92	80	68	54	96
1933	42	46	64	72	86	96	101	101	91	83	65	57	101
1934	51	61	72	82	87	94	104	99	93	83	70	52	104
1935	50	57	67	73	80	94	100	98	91	83	57	54	100
1936	42	50	65	81	92	98	101	95	90	83	63	49	101

# HIGHEST MONTHLY AND ANNUAL DAILY MAXIMUM TEMPERATURES, CONTINUED ELKO

Note: Periods with incomplete data are listed with a dash (-)

Year	Jan	Feb	Mar	Apr	May	Jun	Jul	Aug	Sep	Oct	Nov	Dec	Annual
1937	36	66	69	73	85	96	98	95	93	79	63	54	98
1938	56	52	60	75	84	94	98	96	91	76	54	54	98
1939	47	44	69	81	90	95	101	99	92	75	67	62	101
1940	58	55	71	78	86	100	98	103	88	81	60	64	103
1941	48	55	68	71	88	92	100	95	83	75	70	59	100
1942	48	48	68	75	83	88	100	100	90	84	72	54	100
1943	53	53	73	80	87	86	100	97	92	86	62	52	100
1944	45	52	63	71	82	94	96	95	93	82	57	45	96
1945	48	53	60	79	81	89	101	97	92	82	68	51	101
1946	52	57	67	82	81	91	98	97	90	70	57	58	98
1947	52	58	70	75	89	92	99	98	95	84	66	50	99
1948	55	55	62	73	87	93	96	95	95	82	65	47	96
1949	37	43	63	80	85	91	100	99	93	83	72	55	100
1950	54	65	66	78	83	98	100	96	99	84	65	52	100
1951	50	67	65	75	88	92	100	97	91	80	67	47	100
1952	42	44	50	76	81	89	97	94	93	84	65	52	97
1953	58	65	72	79	75	89	101	95	93	82	64	45	101
1954	48	62	63	76	92	101	102	99	91	80	67	53	102
1955	39	49	66	71	85	94	99	97	97	81	65	53	99
1956	54	49	72	74	83	95	98	94	92	83	67	54	98
1957	48	55	64	69	79	92	97	96	92	73	54	55	97
1958	51	63	56	72	88	92	97	97	91	83	74	60	97
1959	57	56	64	79	89	96	101	97	91	80	64	56	101
1960	44	50	72	78	89	92	102	98	89	80	65	56	102
1961	54	60	68	77	86	97	96	98	84	80	60	50	98
1962	49	52	64	83	80	92	93	96	90	83	68	58	96
1963	53	64	65	72	82	84	94	95	92	85	63	48	95
1964	47	43	70	74	85	91	96	95	85	85	63	57	96
1965	55	63	67	74	81	87	96	96	85	86	74	48	96
1966	50	47	77	79	90	98	100	97	92	81	70	48	100
1967	45	60	66	62	81	98	102	102	94	84	72	48	102
1968	53	64	74	79	91	98	101	97	93	81	69	53	101
1969	52	45	67	79	87	93	98	98	92	76	65	54	98
1970	62	60	63	75	85	98	98	98	89	81	65	48	98
1971	58	61	67	70	76	92	97	95	88	80	65	46	97
1972	49	61	75	75	89	93	95	96	83	79	57	54	96
1973	50	50	55	73	85	95	100	97	90	79	67	47	100
1974	54	58	67	73	87	98	96	93	90	82	63	51	98
1975	50	55	61	65	84	89	98	96	89	83	69	54	98
1976	52	59	66	71	85	93	97	94	97	77	70	56	97
1977	51	67	68	84	92	98	99	100	97	82	70	61	100
1978	50	55	75	71	85	89	103	107	92	80	67	50	107
1979	45	55	65	76	90	100	104	105	98	88	61	55	105
1980	55	66	60	81	82	91	102	99	96	88	78	58	102
1981	63	67	64	86	88	104	107	105	93	78	68	63	107
1982	56	62	59	73	84	90	99	97	93	72	62	51	99
1983	54	54	63	68	90	93	97	102	93	77	67	49	102
1984	41	47	58	79	91	96	99	96	92	83	68	44	99
1985	45	52	64	76	80	92	104	97	85	80	75	47	104

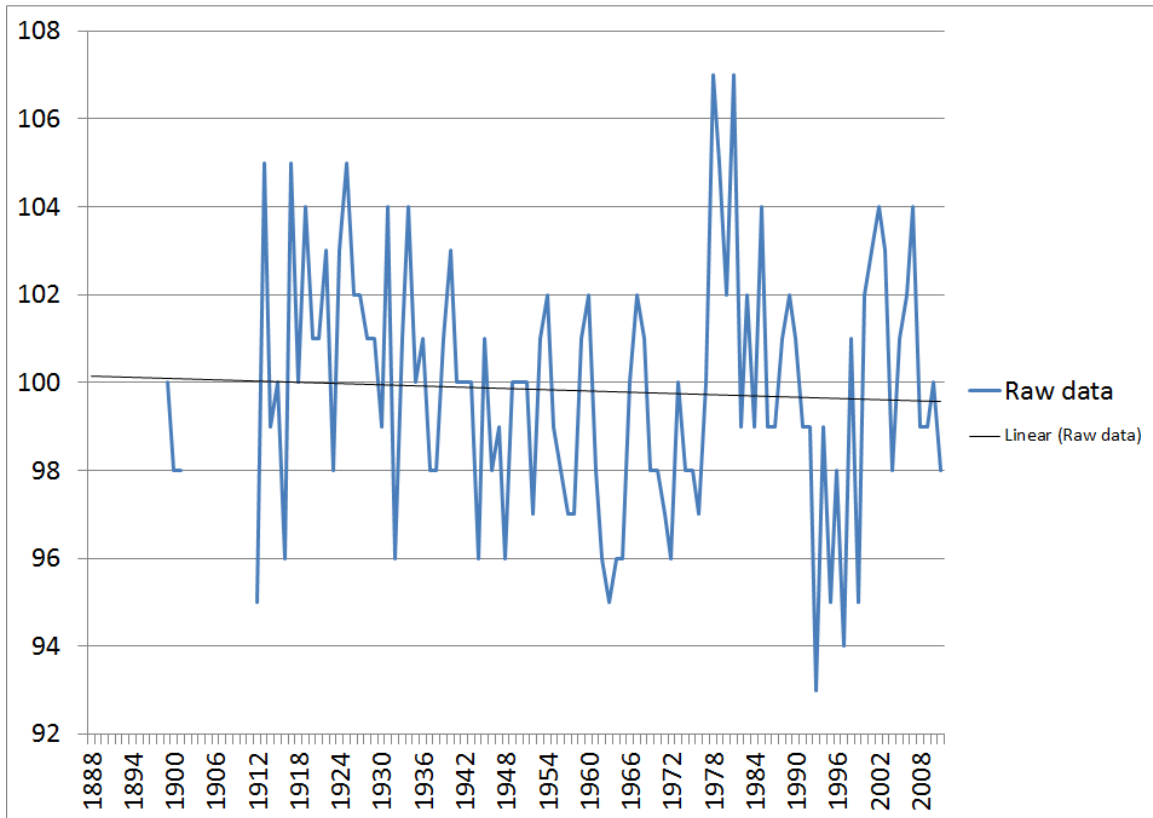
# HIGHEST MONTHLY AND ANNUAL DAILY MAXIMUM TEMPERATURES, CONTINUED

## ELKO

Note: Periods with incomplete data are listed with a dash (-)

Year	Jan	Feb	Mar	Apr	May	Jun	Jul	Aug	Sep	Oct	Nov	Dec	Annual
1986	56	70	75	78	91	98	98	99	92	77	65	53	99
1987	58	59	66	84	89	94	99	98	96	86	64	56	99
1988	48	59	73	81	88	100	101	96	95	86	72	50	101
1989	44	55	71	80	87	93	102	97	88	81	67	50	102
1990	64	55	69	82	83	98	100	101	95	83	67	53	101
1991	47	62	66	77	78	91	99	97	93	84	67	53	99
1992	52	62	66	86	87	93	95	99	90	84	60	43	99
1993	41	43	67	70	83	88	93	91	89	82	60	58	93
1994	54	59	72	82	86	93	99	97	90	75	62	48	99
1995	53	65	64	69	76	87	95	95	92	80	68	65	95
1996	55	50	68	81	85	91	98	95	87	86	63	51	98
1997	53	55	74	72	86	88	93	94	89	84	68	45	94
1998	52	52	72	76	77	89	101	97	91	75	65	59	101
1999	53	64	70	75	83	91	95	92	89	82	72	51	95
2000	54	57	67	84	84	91	102	101	93	81	56	50	102
2001	44	52	68	79	91	97	103	99	91	86	71	45	103
2002	48	51	67	78	92	95	104	96	90	74	61	54	104
2003	65	57	72	73	97	98	103	97	88	83	61	56	103
2004	41	49	78	76	85	91	97	98	91	82	64	54	98
2005	39	46	63	71	81	92	101	97	91	81	72	51	101
2006	53	60	62	74	87	95	102	95	93	81	73	57	102
2007	45	58	75	83	88	97	104	98	96	77	69	62	104
2008	44	48	64	80	91	97	99	97	89	85	66	57	99
2009	49	57	69	80	91	95	99	99	92	77	74	48	99
2010	47	52	70	77	76	97	100	97	94	92	73	57	100
2011	56	62	69	72	78	94	98	98	91	83	58	59	98
Stat	Jan	Feb	Mar	Apr	May	Jun	Jul	Aug	Sep	Oct	Nov	Dec	Annual
Max	65	70	78	86	97	104	107	107	99	92	83	68	107
Min	36	42	50	62	66	78	93	89	78	60	53	40	93
Mean	50.7	55.8	66.7	76.0	85.3	93.9	99.5	97.5	90.8	80.4	66.2	53.1	99.8
Medn	51	55	67	76	85	94	100	97	91	81	67	53	100
StDv	5.8	6.5	5.2	5.1	5.0	4.2	2.9	3.2	3.9	4.7	5.6	5.3	2.8

# HIGHEST ANNUAL DAILY MAXIMUM TEMPERATURES (GRAPHED) ELKO



Note: Data may have been affected by the relocation of the observing site from downtown Elko to Elko Regional Airport in December 1930. Data may have also been affected by the change from a voluntary, part-time observer program to a paid, full-time observer program which also occurred in December 1930. Use graph with caution.

# 10 WARMEST DAILY MAXIMUM TEMPERATURES, ALL-TIME AND BY MONTH ELKO

NOTE: \* indicates value also occurred previously

## JANUARY

65 on 1/31/2003  
64 on 1/9/1990  
63 on 1/22/1981  
62 on 1/23/1970  
62 on 1/29/1899  
61 on 1/14/1895  
60 on 1/1/1918  
60 on 1/30/1905  
60 on 1/17/1899  
60 on 1/15/1895

## FEBRUARY

70 on 2/28/1986  
70 on 2/28/1905  
69 on 2/24/1986  
67 on 2/25/1986  
67 on 2/19/1981  
67 on 2/20/1977  
67 on 2/10/1951  
66 on 2/27/1986  
66 on 2/27/1980  
66 on 2/6/1937

## MARCH

78 on 3/21/2004  
78 on 3/18/1910  
77 on 3/31/1966  
77 on 3/25/1927  
76 on 3/20/2004  
76 on 3/30/1966  
75 on 3/17/2007  
75 on 3/28/1986  
75 on 3/27/1986  
75 on 3/29/1978\*

## APRIL

86 on 4/29/1992  
86 on 4/30/1981  
85 on 4/28/1915  
84 on 4/27/2000  
84 on 4/26/1987  
84 on 4/24/1977  
84 on 4/26/1927  
84 on 4/25/1910  
83 on 4/28/2007  
83 on 4/27/1987\*

## MAY

97 on 5/28/2003  
96 on 5/29/1897  
94 on 5/29/2003  
94 on 5/26/1919  
94 on 5/31/1914  
94 on 5/9/1913  
94 on 5/31/1910  
92 on 5/30/2002  
92 on 5/31/1977  
92 on 5/19/1954\*

## JUNE

104 on 6/24/1981  
103 on 6/30/1924  
102 on 6/26/1981  
102 on 6/25/1981  
102 on 6/26/1926  
101 on 6/22/1954  
101 on 6/28/1892  
100 on 6/24/1988  
100 on 6/27/1979  
100 on 6/26/1979\*

## JULY

107 on 7/4/1981  
107 on 7/24/1890  
106 on 7/25/1890  
105 on 7/14/1925  
105 on 7/16/1917  
104 on 7/6/2007  
104 on 7/13/2002  
104 on 7/12/2002  
104 on 7/4/1985  
104 on 7/3/1985\*

## AUGUST

107 on 8/4/1978  
106 on 8/5/1978  
105 on 8/7/1981  
105 on 8/4/1979  
105 on 8/24/1913  
105 on 8/1/1892  
104 on 8/8/1981  
104 on 8/6/1981  
104 on 8/2/1978  
104 on 8/2/1892

## SEPTEMBER

99 on 9/3/1950  
98 on 9/7/1979  
98 on 9/2/1950  
97 on 9/6/1979  
97 on 9/6/1977  
97 on 9/2/1976  
97 on 9/5/1955  
97 on 9/4/1955  
97 on 9/1/1950  
97 on 9/4/1924\*

## OCTOBER

92 on 10/1/2010  
89 on 10/2/2010  
89 on 10/8/1917  
88 on 10/4/1980  
88 on 10/3/1980  
88 on 10/1/1980  
88 on 10/5/1979  
88 on 10/1/1979  
88 on 10/9/1917  
88 on 10/7/1917\*

## NOVEMBER

83 on 11/7/1913  
81 on 11/8/1894  
80 on 11/7/1894  
78 on 11/7/1980  
78 on 11/5/1980  
78 on 11/4/1980  
78 on 11/20/1894  
78 on 11/3/1894  
76 on 11/4/1901  
76 on 11/21/1894\*

## DECEMBER

65 on 12/1/1995  
64 on 12/4/1940  
64 on 12/14/1929  
63 on 12/6/1981  
63 on 12/3/1940  
62 on 12/3/2007  
62 on 12/9/1981  
62 on 12/16/1939  
62 on 12/30/1917  
62 on 12/19/1917

## ALL-TIME

107 on 7/4/1981  
107 on 8/4/1978  
107 on 7/24/1890  
106 on 8/5/1978  
106 on 7/25/1890  
105 on 8/7/1981  
105 on 8/4/1979  
105 on 7/14/1925  
105 on 7/16/1917  
105 on 8/24/1913\*



# LOWEST MONTHLY AND ANNUAL DAILY MAXIMUM TEMPERATURES ELKO

Note: Periods with incomplete data are listed with a dash (-)

Year	Jan	Feb	Mar	Apr	May	Jun	Jul	Aug	Sep	Oct	Nov	Dec	Annual
1888	-	-	-	-	-	-	-	-	-	-	-	-	-
1889	-	-	-	-	-	-	-	-	-	-	-	-	-
1890	-	8	28	50	46	-	80	82	-	-	-	-	-
1891	24	-	-	-	-	52	-	-	44	41	40	15	-
1892	8	-	44	-	39	52	81	76	-	-	-	27	-
1893	-	-	-	-	-	-	-	-	-	-	36	31	-
1894	29	18	-	-	-	54	81	-	72	-	49	6	-
1895	22	22	40	48	47	60	79	76	65	58	40	0	0
1896	34	39	-	47	-	-	-	-	-	-	-	30	-
1897	28	-	-	-	64	-	78	-	69	60	36	26	-
1898	2	39	38	46	44	-	84	78	60	48	40	20	-
1899	21	10	36	49	52	56	86	74	74	54	58	20	10
1900	40	34	46	46	48	74	70	76	62	54	48	34	34
1901	30	28	48	49	54	67	81	72	66	64	40	40	28
1902	5	38	45	50	49	60	54	75	53	56	-	33	-
1903	35	34	32	42	53	73	68	78	70	64	48	41	32
1904	37	44	42	40	46	60	74	78	60	-	-	-	-
1905	33	40	40	-	-	48	-	-	-	-	-	-	-
1906	-	-	-	-	-	-	-	-	-	-	-	-	-
1907	-	-	-	-	-	-	-	-	-	-	-	-	-
1908	-	-	-	-	-	-	-	-	-	-	-	-	-
1909	-	-	-	37	49	68	62	85	60	55	34	22	-
1910	15	20	42	54	64	72	80	81	70	56	45	34	15
1911	20	-	-	34	52	66	75	82	67	47	24	22	-
1912	20	31	37	33	45	55	67	70	49	37	41	24	20
1913	11	25	31	40	33	44	52	86	53	48	38	22	11
1914	32	28	51	51	60	48	82	81	64	52	32	16	16
1915	25	37	40	54	45	61	77	84	59	60	33	14	14
1916	20	24	31	45	45	59	78	64	70	36	23	20	20
1917	14	15	26	40	55	70	90	92	76	60	44	35	14
1918	23	25	41	38	52	76	83	75	66	54	31	25	23
1919	28	34	32	44	48	73	92	80	71	38	24	10	10
1920	28	38	35	40	58	61	81	72	55	37	40	28	28
1921	28	22	44	38	50	57	78	81	65	49	35	31	22
1922	10	15	26	38	51	61	82	72	73	46	34	32	10
1923	26	25	33	40	57	62	85	81	43	44	44	22	22
1924	20	40	38	39	64	61	80	72	56	42	28	-6	-6
1925	29	36	36	38	61	52	72	70	57	55	36	36	29
1926	31	38	43	51	56	74	71	75	58	56	36	15	15
1927	16	25	33	42	49	64	85	70	52	47	38	21	16
1928	24	29	43	40	61	62	71	79	70	40	35	18	18
1929	23	16	33	37	48	62	85	80	63	43	40	41	16
1930	6	30	39	53	40	56	80	73	55	47	23	14	6
1931	21	33	34	50	59	73	86	72	44	49	16	11	11
1932	-2	11	30	35	52	46	70	65	72	47	45	5	-2
1933	19	-3	30	36	43	74	79	74	59	59	40	23	-3
1934	35	38	52	38	46	54	83	84	49	47	31	27	27
1935	18	29	29	36	45	68	77	83	70	31	28	28	18
1936	25	20	33	29	45	50	75	82	60	50	29	20	20

# LOWEST MONTHLY AND ANNUAL DAILY MAXIMUM TEMPERATURES, CONTINUED ELKO

Note: Periods with incomplete data are listed with a dash (-)

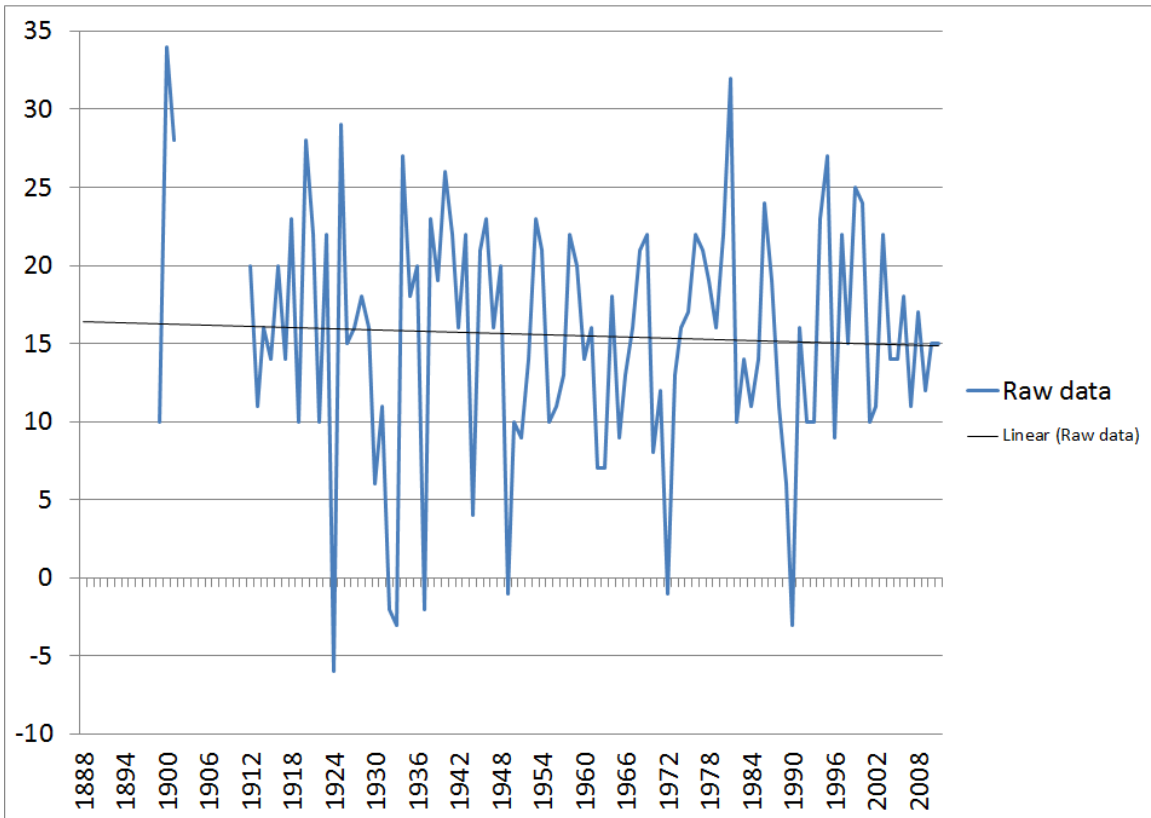
Year	Jan	Feb	Mar	Apr	May	Jun	Jul	Aug	Sep	Oct	Nov	Dec	Annual
1937	-2	21	38	39	48	61	82	78	68	50	45	32	-2
1938	23	29	31	43	43	61	68	76	74	39	29	32	23
1939	26	19	30	42	54	54	76	80	60	36	32	26	19
1940	26	34	36	42	59	58	84	80	57	39	33	28	26
1941	29	34	41	37	49	51	73	69	49	40	22	26	22
1942	16	24	34	38	39	59	86	66	62	44	34	26	16
1943	22	24	35	43	44	48	77	67	75	38	28	35	22
1944	12	29	26	38	56	45	79	79	53	55	18	4	4
1945	21	33	29	34	53	55	82	75	52	46	34	22	21
1946	24	27	35	42	46	68	80	76	57	38	33	23	23
1947	16	40	41	37	52	58	82	72	51	49	31	23	16
1948	25	27	29	40	49	58	74	77	43	45	30	20	20
1949	-1	6	34	49	53	53	80	74	61	32	41	16	-1
1950	10	11	33	42	38	51	75	74	51	45	37	30	10
1951	15	27	27	43	46	59	81	75	70	45	33	9	9
1952	14	21	24	45	46	58	81	81	58	62	32	23	14
1953	35	29	27	35	43	59	85	74	70	44	34	23	23
1954	22	32	27	43	48	52	77	71	58	43	34	21	21
1955	10	20	29	35	44	52	72	74	55	46	17	20	10
1956	16	11	27	40	47	63	74	73	61	36	29	24	11
1957	13	30	34	39	48	53	84	73	55	51	34	31	13
1958	29	34	34	38	54	60	78	84	55	47	22	24	22
1959	20	29	37	44	44	69	77	68	46	40	43	23	20
1960	14	28	34	41	50	67	82	65	69	47	36	26	14
1961	34	34	34	44	51	65	76	75	55	35	26	16	16
1962	7	16	30	41	46	52	74	74	64	52	26	27	7
1963	7	42	35	35	45	50	80	75	65	40	31	20	7
1964	18	26	30	38	37	54	81	70	58	48	25	23	18
1965	18	27	37	38	41	51	77	75	48	53	26	9	9
1966	13	25	27	40	52	63	78	75	61	44	39	19	13
1967	23	25	34	41	45	57	83	89	70	51	37	16	16
1968	25	26	38	35	52	55	87	59	53	51	36	21	21
1969	23	26	30	42	52	53	65	80	65	40	33	22	22
1970	14	35	38	35	46	54	72	83	51	36	39	8	8
1971	12	25	24	35	37	47	79	78	42	29	31	15	12
1972	9	24	33	37	54	66	71	73	47	32	29	-1	-1
1973	13	27	36	39	52	56	78	73	58	47	28	25	13
1974	16	27	31	39	51	56	58	71	65	43	41	22	16
1975	17	21	25	30	37	52	74	66	73	35	23	24	17
1976	22	26	29	39	58	57	77	64	59	52	29	36	22
1977	21	36	31	42	48	69	77	69	55	52	28	22	21
1978	28	30	41	42	50	69	70	68	49	47	29	19	19
1979	16	30	34	39	49	56	71	75	70	45	30	30	16
1980	22	37	37	46	41	47	74	73	64	44	34	32	22
1981	35	37	40	43	50	56	81	83	61	39	36	32	32
1982	10	15	36	33	47	57	66	76	43	46	37	22	10
1983	23	21	42	40	44	64	71	76	62	53	30	14	14
1984	11	25	34	37	50	56	74	67	58	35	34	13	11
1985	22	14	32	42	58	64	76	69	56	42	26	21	14

# LOWEST MONTHLY AND ANNUAL DAILY MAXIMUM TEMPERATURES, CONTINUED ELKO

Note: Periods with incomplete data are listed with a dash (-)

Year	Jan	Feb	Mar	Apr	May	Jun	Jul	Aug	Sep	Oct	Nov	Dec	Annual
1986	32	29	38	42	43	69	73	80	51	53	35	24	24
1987	19	31	37	49	54	70	66	76	68	54	37	19	19
1988	19	26	33	49	38	66	85	80	60	68	31	11	11
1989	8	6	26	48	56	65	85	67	56	40	31	32	6
1990	28	21	35	49	49	60	82	67	76	49	31	-3	-3
1991	16	39	36	39	48	63	87	81	65	32	27	27	16
1992	24	35	43	53	60	47	64	71	65	46	24	10	10
1993	10	13	30	41	46	49	66	71	57	46	25	24	10
1994	29	28	42	44	49	63	75	82	51	41	23	26	23
1995	27	35	36	40	46	47	72	78	56	47	39	32	27
1996	23	9	36	45	48	67	80	76	54	37	32	28	9
1997	22	30	31	34	47	60	68	82	60	41	35	26	22
1998	31	34	32	42	48	55	74	80	54	40	37	15	15
1999	26	25	36	35	44	51	77	69	61	50	34	32	25
2000	30	35	38	49	50	68	76	71	53	37	24	24	24
2001	21	27	36	38	51	62	77	85	68	53	27	10	10
2002	11	21	30	39	47	56	81	75	62	40	38	28	11
2003	37	32	37	38	41	67	83	77	58	37	27	22	22
2004	17	14	36	44	51	65	81	64	45	40	22	28	14
2005	16	14	38	44	46	54	85	74	58	49	28	24	14
2006	31	26	32	40	53	65	82	79	54	43	18	23	18
2007	11	32	31	37	49	54	84	82	50	44	34	21	11
2008	17	20	36	37	49	54	87	81	65	38	42	19	17
2009	19	25	32	37	59	63	79	66	50	36	33	12	12
2010	23	33	35	38	44	61	75	67	56	44	15	16	15
2011	15	30	39	35	51	50	85	85	73	44	35	31	15
Stat	Jan	Feb	Mar	Apr	May	Jun	Jul	Aug	Sep	Oct	Nov	Dec	Annual
Max	40	44	52	54	64	76	92	92	76	68	58	41	34
Min	-2	-3	24	29	33	44	52	59	42	29	15	-6	-6
Mean	20.4	26.7	34.8	41.3	49.0	59.1	77.2	75.3	59.6	45.8	32.8	22.1	15.5
Medn	21	27	35	40	49	59	78	75	59	46	33	23	16
StDv	8.8	8.9	5.6	5.7	6.1	7.5	7.0	6.0	8.4	7.9	7.5	9.0	8.0

# LOWEST ANNUAL DAILY MAXIMUM TEMPERATURES (GRAPHED) ELKO



Note: Data may have been affected by the relocation of the observing site from downtown Elko to Elko Regional Airport in December 1930. Data may have also been affected by the change from a voluntary, part-time observer program to a paid, full-time observer program which also occurred in December 1930. Use graph with caution.

# 10 COLDEST DAILY MAXIMUM TEMPERATURES, ALL-TIME AND BY MONTH ELKO

NOTE: \* indicates value also occurred previously

## JANUARY

-12 on 1/8/1890  
-10 on 1/7/1890  
-2 on 1/21/1937  
-2 on 1/14/1932  
-1 on 1/25/1949  
0 on 1/25/1932  
2 on 1/9/1937  
2 on 1/8/1937  
2 on 1/11/1898  
3 on 1/24/1949

## FEBRUARY

-3 on 2/10/1933  
6 on 2/5/1989  
6 on 2/13/1949  
8 on 2/6/1989  
8 on 2/27/1890  
9 on 2/3/1996  
10 on 2/7/1989  
10 on 2/5/1899  
11 on 2/1/1956  
11 on 2/2/1950\*

## MARCH

24 on 3/1/1971  
24 on 3/20/1952  
25 on 3/27/1975  
25 on 3/2/1952  
26 on 3/3/1989  
26 on 3/14/1944  
26 on 3/2/1922  
26 on 3/2/1917  
27 on 3/2/1966  
27 on 3/11/1956\*

## APRIL

29 on 4/1/1936  
30 on 4/6/1975  
32 on 4/7/1975  
33 on 4/1/1982  
33 on 4/19/1912  
34 on 4/1/1997  
34 on 4/2/1945  
34 on 4/13/1911  
35 on 4/8/2011  
35 on 4/9/1999\*

## MAY

33 on 5/1/1913  
37 on 5/5/1975  
37 on 5/4/1975  
37 on 5/21/1971  
37 on 5/2/1964  
38 on 5/30/1988  
38 on 5/6/1950  
39 on 5/11/1942  
39 on 5/4/1892  
40 on 5/22/1971\*

## JUNE

44 on 6/11/1913  
45 on 6/8/1944  
45 on 6/3/1944  
46 on 6/6/1932  
47 on 6/8/1995  
47 on 6/14/1992  
47 on 6/2/1980  
47 on 6/1/1971  
48 on 6/2/1943  
48 on 6/7/1914\*

## JULY

52 on 7/3/1913  
54 on 7/2/1902  
58 on 7/10/1974  
61 on 7/3/1902  
62 on 7/5/1909  
63 on 7/4/1902  
64 on 7/1/1992  
65 on 7/6/1969  
66 on 7/23/1993  
66 on 7/18/1987\*

## AUGUST

59 on 8/20/1968  
64 on 8/26/2004  
64 on 8/18/1976  
64 on 8/22/1968  
64 on 8/21/1968  
64 on 8/17/1968  
64 on 8/18/1916  
65 on 8/15/1976  
65 on 8/22/1960  
65 on 8/30/1932

## SEPTEMBER

42 on 9/30/1971  
43 on 9/30/1982  
43 on 9/25/1948  
43 on 9/27/1923  
44 on 9/23/1931  
44 on 9/30/1891  
45 on 9/19/2004  
46 on 9/30/1959  
47 on 9/11/1972  
48 on 9/29/1982\*

## OCTOBER

29 on 10/28/1971  
31 on 10/30/1935  
32 on 10/28/1991  
32 on 10/29/1972  
32 on 10/29/1971  
32 on 10/20/1949  
32 on 10/19/1949  
33 on 10/31/1971  
34 on 10/30/1991  
34 on 10/29/1991

## NOVEMBER

6 on 11/28/1896  
8 on 11/29/1896  
15 on 11/24/2010  
16 on 11/25/2010  
16 on 11/22/1931  
17 on 11/15/1955  
18 on 11/29/2006  
18 on 11/21/1944  
18 on 11/19/1944  
18 on 11/18/1944

## DECEMBER

-6 on 12/25/1924  
-5 on 12/26/1924  
-3 on 12/22/1990  
-2 on 12/23/1990  
-1 on 12/11/1972  
0 on 12/29/1895  
1 on 12/21/1990  
1 on 12/9/1972  
2 on 12/24/1990  
2 on 12/10/1972

## ALL-TIME

-12 on 1/8/1890  
-10 on 1/7/1890  
-6 on 12/25/1924  
-5 on 12/26/1924  
-3 on 12/22/1990  
-3 on 2/10/1933  
-2 on 12/23/1990  
-2 on 1/21/1937  
-2 on 1/14/1932  
-1 on 12/11/1972\*

# HIGHEST MONTHLY AND ANNUAL DAILY MINIMUM TEMPERATURES ELKO

Note: Periods with incomplete data are listed with a dash (-)

Year	Jan	Feb	Mar	Apr	May	Jun	Jul	Aug	Sep	Oct	Nov	Dec	Annual
1888	-	-	37	34	35	49	57	47	-	-	49	39	-
1889	25	29	34	46	48	46	51	67	36	50	40	37	67
1890	26	39	30	42	46	-	58	60	-	-	-	-	-
1891	22	-	-	-	-	46	-	-	54	31	43	26	-
1892	30	-	40	-	51	61	51	61	-	-	48	38	-
1893	-	-	-	-	-	-	-	-	-	-	41	34	-
1894	31	21	-	-	-	59	51	-	46	-	41	34	-
1895	27	30	36	34	38	46	46	46	42	34	30	26	46
1896	32	39	-	39	-	-	-	-	-	-	40	27	-
1897	26	-	-	-	47	-	73	-	39	39	34	23	-
1898	12	30	36	42	44	-	52	56	37	34	30	20	-
1899	34	31	32	38	32	41	50	47	45	42	40	34	50
1900	36	36	34	37	41	51	52	51	44	38	37	21	52
1901	30	34	36	40	46	46	60	50	36	34	30	29	60
1902	18	33	29	36	44	52	58	54	48	39	-	38	-
1903	35	25	-	40	39	51	59	56	45	37	34	31	-
1904	20	30	35	38	39	50	56	54	47	-	-	-	-
1905	32	32	38	-	-	54	-	-	-	-	-	-	-
1906	-	-	-	-	-	-	-	-	-	-	-	-	-
1907	-	-	-	-	-	-	-	-	-	-	-	-	-
1908	-	-	-	-	-	-	-	-	-	-	-	-	-
1909	-	-	-	-	65	55	61	52	51	38	-	22	-
1910	30	28	39	40	54	49	65	50	43	33	36	35	65
1911	28	-	-	43	47	58	64	50	55	42	38	20	-
1912	33	39	36	36	48	54	59	56	49	39	45	31	59
1913	31	25	34	35	42	62	58	54	55	44	38	24	62
1914	31	24	26	41	38	61	60	59	47	40	32	31	61
1915	28	36	36	44	53	50	64	61	46	29	39	35	64
1916	26	33	38	41	49	55	63	65	45	36	25	26	65
1917	17	32	29	36	45	46	60	53	45	41	40	40	60
1918	34	31	37	49	45	62	58	54	48	53	33	35	62
1919	29	32	33	40	46	48	58	57	44	36	33	30	58
1920	32	28	32	38	44	55	66	57	48	45	44	30	66
1921	37	34	37	38	48	57	63	56	51	47	42	42	63
1922	30	33	32	39	50	54	63	64	49	43	33	33	64
1923	35	26	33	41	47	49	61	58	47	43	36	32	61
1924	30	37	32	40	45	53	60	62	44	40	35	32	62
1925	33	34	36	45	52	57	66	62	50	42	35	32	66
1926	33	37	43	48	48	62	61	63	47	38	40	40	63
1927	35	36	36	42	53	52	60	61	51	46	45	31	61
1928	33	34	40	45	50	57	67	54	44	44	42	30	67
1929	29	33	43	37	49	53	68	63	62	44	27	42	68
1930	38	35	41	43	51	48	67	60	46	44	26	29	67
1931	22	33	39	42	50	57	71	61	65	44	37	32	71
1932	25	28	37	41	61	55	65	57	42	42	44	29	65
1933	32	18	40	41	47	49	62	60	49	56	32	39	62
1934	32	34	43	42	50	47	68	62	49	37	40	32	68
1935	26	34	32	40	42	58	64	60	55	55	34	35	64
1936	34	32	39	45	52	59	61	64	45	40	29	33	64

# HIGHEST MONTHLY AND ANNUAL DAILY MINIMUM TEMPERATURES, CONTINUED ELKO

Note: Periods with incomplete data are listed with a dash (-)

Year	Jan	Feb	Mar	Apr	May	Jun	Jul	Aug	Sep	Oct	Nov	Dec	Annual
1937	19	32	38	35	44	60	63	59	58	41	41	39	63
1938	32	39	40	43	53	62	60	60	51	51	34	36	62
1939	30	23	38	41	49	51	61	60	53	46	34	38	61
1940	36	42	40	41	43	52	64	55	57	43	29	31	64
1941	30	38	35	37	51	50	62	56	41	45	35	36	62
1942	32	30	33	39	44	50	57	64	44	48	35	32	64
1943	36	33	33	45	48	50	59	61	54	51	39	33	61
1944	20	32	32	41	43	51	63	47	51	41	40	26	63
1945	32	37	33	41	45	51	56	63	53	53	36	34	63
1946	30	31	31	40	43	48	59	62	45	39	41	35	62
1947	26	34	38	39	46	51	56	60	49	45	36	32	60
1948	35	29	37	41	50	57	58	54	55	50	35	34	58
1949	20	30	33	47	52	51	57	63	49	40	37	25	63
1950	36	32	33	35	42	49	59	50	54	40	37	37	59
1951	33	33	31	43	49	56	66	63	46	43	33	34	66
1952	32	29	33	45	45	51	62	56	50	35	33	30	62
1953	39	33	38	40	44	52	60	55	45	44	41	23	60
1954	33	37	41	41	51	62	66	52	52	36	40	35	66
1955	30	22	41	38	42	51	63	62	48	36	31	39	63
1956	40	36	33	42	49	49	59	52	50	43	25	33	59
1957	31	38	35	38	47	54	52	57	47	43	29	36	57
1958	32	36	32	39	46	50	60	62	56	43	35	40	62
1959	32	34	33	43	47	58	61	59	56	46	28	27	61
1960	28	33	35	41	46	61	60	60	59	40	44	30	61
1961	29	36	38	39	49	62	67	63	52	39	37	35	67
1962	41	32	30	44	45	54	56	57	49	56	35	28	57
1963	34	37	36	39	49	52	52	59	54	50	34	27	59
1964	30	19	37	42	45	51	61	67	38	41	38	42	67
1965	39	29	33	41	49	51	63	61	47	42	42	37	63
1966	28	30	34	40	55	56	66	61	52	39	40	36	66
1967	37	36	37	39	52	58	68	65	59	44	44	41	68
1968	34	42	37	41	47	58	67	60	51	52	44	39	67
1969	42	30	37	42	47	61	65	61	53	36	39	34	65
1970	35	37	31	40	42	53	62	61	47	43	39	32	62
1971	40	35	39	34	44	47	60	61	51	40	34	38	61
1972	37	33	43	40	50	58	57	59	56	49	39	34	59
1973	34	33	37	43	52	57	66	68	45	51	51	35	68
1974	43	33	42	43	52	55	66	62	50	43	44	34	66
1975	35	35	37	40	45	55	67	55	52	44	33	32	67
1976	22	35	31	35	53	54	62	52	58	47	33	20	62
1977	34	31	35	46	50	62	67	66	54	41	40	44	67
1978	39	36	50	42	47	54	68	67	59	42	39	31	68
1979	39	41	38	41	53	56	65	68	57	50	36	36	68
1980	44	41	39	44	48	57	63	59	55	43	40	47	63
1981	32	36	40	48	55	62	63	60	57	48	41	40	63
1982	29	35	44	44	46	55	65	61	59	48	34	41	65
1983	32	38	44	46	49	55	64	68	55	46	43	36	68
1984	31	34	33	38	50	57	63	60	61	44	41	28	63
1985	33	28	36	39	47	57	64	56	56	43	37	33	64

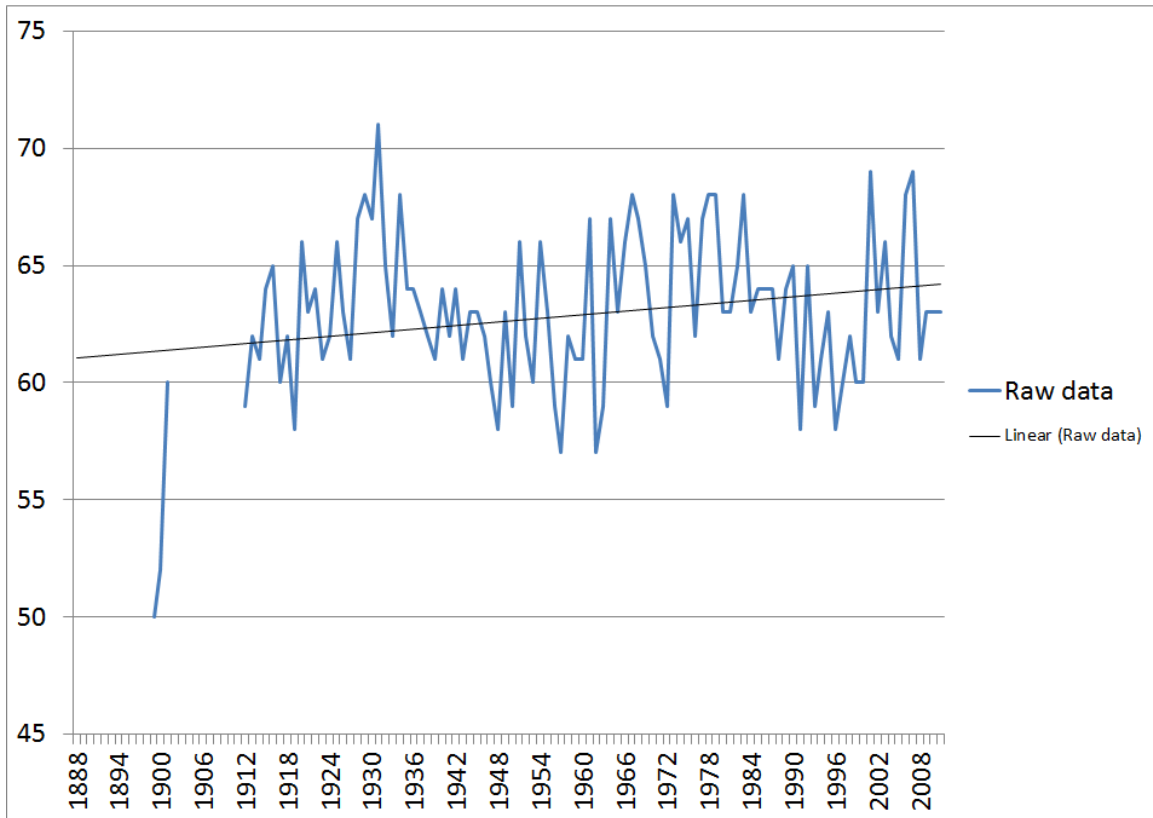
# HIGHEST MONTHLY AND ANNUAL DAILY MINIMUM TEMPERATURES, CONTINUED ELKO

Note: Periods with incomplete data are listed with a dash (-)

Year	Jan	Feb	Mar	Apr	May	Jun	Jul	Aug	Sep	Oct	Nov	Dec	Annual
1986	38	43	38	43	49	53	57	64	55	41	25	32	64
1987	28	32	44	44	54	60	64	53	56	48	44	36	64
1988	32	32	31	43	50	61	60	55	45	43	44	23	61
1989	25	31	40	43	47	48	64	56	51	46	32	25	64
1990	32	28	36	48	49	51	65	63	53	36	42	32	65
1991	31	34	36	40	45	52	58	55	57	35	41	26	58
1992	32	33	39	46	48	54	56	65	56	42	38	33	65
1993	25	33	39	38	51	55	50	59	52	43	25	33	59
1994	25	34	35	41	49	51	61	56	47	42	34	36	61
1995	38	32	42	37	44	51	51	63	56	33	35	36	63
1996	29	31	34	41	57	50	58	58	45	36	40	41	58
1997	44	30	38	44	52	52	59	60	57	44	36	32	60
1998	32	35	41	39	43	49	62	60	55	36	42	32	62
1999	32	38	39	39	49	51	54	60	43	39	38	25	60
2000	37	36	36	45	55	50	49	60	42	37	28	33	60
2001	29	30	42	41	53	60	69	65	58	45	43	34	69
2002	31	30	35	40	51	58	63	59	53	37	45	36	63
2003	32	32	37	46	52	54	66	64	53	54	33	39	66
2004	30	38	36	43	49	54	62	60	53	41	43	34	62
2005	31	31	33	45	49	52	61	61	49	41	43	34	61
2006	33	40	38	41	55	58	68	58	54	45	35	38	68
2007	24	34	33	44	50	53	69	59	63	51	33	33	69
2008	32	33	34	37	51	55	61	59	51	44	43	29	61
2009	34	40	35	45	51	57	63	60	55	42	33	30	63
2010	29	33	42	47	47	59	63	59	48	49	39	31	63
2011	36	33	39	46	46	53	63	60	49	55	31	37	63
Stat	Jan	Feb	Mar	Apr	May	Jun	Jul	Aug	Sep	Oct	Nov	Dec	Annual
Max	44	43	50	49	65	62	73	68	65	56	51	47	71
Min	12	18	26	34	32	41	46	46	36	29	25	20	46
Mean	31.3	32.9	36.4	41.2	47.9	53.9	61.1	58.8	50.4	42.7	37.1	32.9	62.8
Medn	32	33	36	41	48	54	61	60	51	43	37	33	63
StDv	5.6	4.6	3.9	3.3	4.7	4.6	5.1	4.8	5.8	5.6	5.4	5.4	3.8



# HIGHEST ANNUAL DAILY MINIMUM TEMPERATURES (GRAPHED) ELKO



Note: Data may have been affected by the relocation of the observing site from downtown Elko to Elko Regional Airport in December 1930. Data may have also been affected by the change from a voluntary, part-time observer program to a paid, full-time observer program which also occurred in December 1930. Use graph with caution.

# 10 WARMEST DAILY MINIMUM TEMPERATURES, ALL-TIME AND BY MONTH ELKO

NOTE: \* indicates value also occurred previously

## JANUARY

44 on 1/1/1997  
44 on 1/13/1980  
43 on 1/16/1974  
42 on 1/20/1969  
41 on 1/12/1980  
41 on 1/7/1962  
40 on 1/17/1971  
40 on 1/12/1969  
40 on 1/15/1956  
39 on 1/11/1979\*

## FEBRUARY

43 on 2/18/1986  
42 on 2/23/1968  
42 on 2/28/1940  
42 on 2/27/1940  
41 on 2/18/1980  
41 on 2/17/1980  
41 on 2/13/1979  
40 on 2/23/2009  
40 on 2/27/2006  
39 on 2/19/1986\*

## MARCH

50 on 3/30/1978  
45 on 3/30/1903  
44 on 3/5/1987  
44 on 3/1/1983  
44 on 3/1/1982  
44 on 3/22/1978  
43 on 3/6/1987  
43 on 3/3/1972  
43 on 3/28/1934  
43 on 3/21/1929\*

## APRIL

49 on 4/9/1918  
48 on 4/27/1990  
48 on 4/30/1981  
48 on 4/30/1926  
47 on 4/11/2010  
47 on 4/28/1949  
46 on 4/17/2011  
46 on 4/12/2003  
46 on 4/30/1992  
46 on 4/23/1983\*

## MAY

65 on 5/17/1909  
64 on 5/18/1909  
62 on 5/25/1909  
61 on 5/18/1932  
60 on 5/24/1909  
60 on 5/20/1909  
60 on 5/19/1909  
57 on 5/14/1996  
55 on 5/18/2006  
55 on 5/24/2000\*

## JUNE

62 on 6/25/1981  
62 on 6/7/1977  
62 on 6/26/1961  
62 on 6/23/1954  
62 on 6/27/1938  
62 on 6/29/1926  
62 on 6/21/1918  
62 on 6/18/1913  
61 on 6/25/1988  
61 on 6/5/1969\*

## JULY

73 on 7/13/1897  
71 on 7/28/1931  
70 on 7/29/1897  
69 on 7/24/2007  
69 on 7/4/2001  
68 on 7/16/2007  
68 on 7/19/2006  
68 on 7/27/1978  
68 on 7/29/1967  
68 on 7/29/1934\*

## AUGUST

68 on 8/7/1983  
68 on 8/12/1979  
68 on 8/7/1979  
68 on 8/21/1973  
67 on 8/5/1978  
67 on 8/11/1964  
67 on 8/16/1889  
66 on 8/3/1977  
65 on 8/9/2001  
65 on 8/14/1992\*

## SEPTEMBER

65 on 9/4/1931  
63 on 9/4/2007  
62 on 9/3/1929  
61 on 9/5/1984  
59 on 9/25/1982  
59 on 9/5/1978  
59 on 9/23/1967  
59 on 9/3/1960  
59 on 9/2/1960  
58 on 9/4/2001\*

## OCTOBER

56 on 10/13/1962  
56 on 10/30/1933  
55 on 10/3/2011  
55 on 10/14/1935  
54 on 10/1/2011  
54 on 10/1/2003  
54 on 10/12/1962  
53 on 10/8/1945  
53 on 10/2/1918  
52 on 10/12/1968

## NOVEMBER

51 on 11/11/1973  
49 on 11/7/1888  
48 on 11/23/1892  
48 on 11/6/1888  
48 on 11/2/1888  
47 on 11/3/1888  
46 on 11/7/1973  
46 on 11/4/1888  
45 on 11/7/2002  
45 on 11/9/1927\*

## DECEMBER

47 on 12/3/1980  
44 on 12/14/1977  
42 on 12/3/1977  
42 on 12/22/1964  
42 on 12/10/1929  
42 on 12/1/1921  
41 on 12/31/1996  
41 on 12/21/1982  
41 on 12/26/1967  
41 on 12/23/1964

## ALL-TIME

73 on 7/13/1897  
71 on 7/28/1931  
70 on 7/29/1897  
69 on 7/24/2007  
69 on 7/4/2001  
68 on 7/16/2007  
68 on 7/19/2006  
68 on 8/7/1983  
68 on 8/12/1979  
68 on 8/7/1979\*

# LOWEST MONTHLY AND ANNUAL DAILY MINIMUM TEMPERATURES

## ELKO

Note: Periods with incomplete data are listed with a dash (-)

Year	Jan	Feb	Mar	Apr	May	Jun	Jul	Aug	Sep	Oct	Nov	Dec	Annual
1888	-	-	3	14	21	25	30	31	-	-	1	1	-
1889	-22	-11	12	21	26	34	36	29	13	17	4	2	-22
1890	-42	-41	-15	10	28	-	28	28	-	-	-	-	-
1891	-25	-	-	-	-	29	-	-	9	0	-2	-33	-
1892	-24	-	14	-	26	26	30	30	-	-	-7	-8	-
1893	-	-	-	-	-	-	-	-	-	-	-6	-3	-
1894	-27	-30	-	-	-	34	37	-	30	-	-4	-20	-
1895	-26	-20	4	8	18	20	35	24	10	3	-4	-29	-29
1896	-10	4	-	10	-	-	-	-	-	-	-16	4	-
1897	-7	-	-	-	24	-	35	-	23	10	-2	-13	-
1898	-28	4	-4	12	20	-	34	30	18	8	-9	-15	-
1899	-11	-26	13	13	13	24	34	30	31	15	15	-18	-26
1900	5	8	18	24	24	34	39	33	17	12	12	-5	-5
1901	-13	-27	20	16	32	26	30	29	22	26	15	5	-27
1902	-27	-16	8	20	27	26	34	32	16	16	-	-2	-
1903	-3	-18	-	15	26	37	29	33	28	13	5	-5	-
1904	-22	-6	11	25	27	32	34	38	31	-	-	-	-
1905	-8	-17	14	-	-	34	-	-	-	-	-	-	-
1906	-	-	-	-	-	-	-	-	-	-	-	-	-
1907	-	-	-	-	-	-	-	-	-	-	-	-	-
1908	-	-	-	-	-	-	-	-	-	-	-	-	-
1909	-	-	-	-	19	32	32	37	21	10	-	-20	-
1910	-28	-14	22	18	28	29	34	24	20	10	4	5	-28
1911	2	-	-	11	22	31	32	30	18	19	-4	-15	-
1912	-25	9	13	21	24	29	35	28	18	12	10	-4	-25
1913	-20	0	7	12	8	29	31	40	20	15	11	-17	-20
1914	-2	-2	11	10	19	12	42	33	24	25	1	-22	-22
1915	-13	5	16	22	20	28	38	40	21	17	2	-16	-16
1916	-20	4	7	19	18	26	30	30	20	8	-7	-20	-20
1917	-29	-30	0	21	20	29	35	30	24	8	10	6	-30
1918	-4	-7	12	12	26	33	40	34	30	19	-11	-12	-12
1919	-7	3	11	20	20	27	38	32	27	7	-4	-26	-26
1920	-5	5	12	19	26	27	40	33	24	13	15	-5	-5
1921	0	-19	17	16	29	33	32	41	23	18	6	2	-19
1922	-37	-22	-8	15	21	35	39	38	27	14	9	3	-37
1923	6	-11	9	22	25	29	44	36	30	18	10	-17	-17
1924	-19	16	-3	12	26	27	38	33	16	15	-4	-41	-41
1925	-8	15	2	24	30	33	40	34	24	18	13	6	-8
1926	-2	8	12	28	24	34	41	30	19	9	13	-23	-23
1927	-20	-6	13	15	24	33	40	35	22	13	12	-17	-20
1928	-9	8	20	14	23	35	39	38	25	13	6	-19	-19
1929	-12	-10	9	14	22	25	42	42	24	10	-3	8	-12
1930	-34	4	0	21	27	34	40	41	25	15	-10	-16	-34
1931	-10	11	5	11	21	30	34	37	25	19	-12	-23	-23
1932	-25	-22	-5	18	27	32	30	24	29	9	5	-38	-38
1933	-18	-37	-3	8	24	32	38	30	26	18	2	-9	-37
1934	8	16	12	20	27	26	31	37	9	12	7	-8	-8
1935	-11	0	-2	18	23	31	38	36	29	9	0	-5	-11
1936	0	-14	13	-2	19	35	39	33	17	17	4	-1	-14

# LOWEST MONTHLY AND ANNUAL DAILY MINIMUM TEMPERATURES, CONTINUED

## ELKO

Note: Periods with incomplete data are listed with a dash (-)

Year	Jan	Feb	Mar	Apr	May	Jun	Jul	Aug	Sep	Oct	Nov	Dec	Annual
1937	-43	-10	8	15	20	31	41	36	23	14	11	2	-43
1938	-5	4	-4	14	19	32	38	36	33	23	2	-1	-5
1939	-6	-12	-6	22	26	25	38	32	21	15	8	-9	-12
1940	-7	11	12	21	27	26	39	38	28	20	2	-13	-13
1941	1	3	11	20	27	30	40	35	23	16	-6	-4	-6
1942	-16	-8	10	14	22	26	38	28	20	12	0	5	-16
1943	-8	-8	9	25	19	28	33	30	29	20	11	4	-8
1944	-20	-4	7	15	23	30	36	32	22	20	-8	-22	-22
1945	-8	8	6	14	21	23	38	32	18	12	3	-14	-14
1946	-14	-8	15	18	18	30	37	37	21	18	8	-2	-14
1947	-23	13	15	16	28	30	37	32	22	15	-4	-3	-23
1948	-2	-10	4	16	23	38	32	35	25	14	8	-8	-10
1949	-38	-26	9	18	24	29	36	33	22	18	14	-9	-38
1950	-22	-28	10	15	20	26	35	34	21	14	4	12	-28
1951	-15	2	10	18	19	24	37	34	27	13	3	-21	-21
1952	-14	-11	-9	21	29	27	38	36	28	19	-5	-7	-14
1953	15	5	10	15	15	29	39	36	28	19	3	-6	-6
1954	-13	15	3	19	19	23	35	31	17	9	3	-8	-13
1955	-18	-12	6	16	26	32	34	36	18	13	-11	-5	-18
1956	-16	-22	0	17	25	28	35	32	20	13	-2	-19	-22
1957	-23	-8	15	19	23	32	39	34	21	13	2	2	-23
1958	-8	13	9	15	23	30	39	43	18	8	-1	3	-8
1959	-11	-6	8	15	22	33	40	32	22	18	4	-4	-11
1960	-19	2	5	16	20	28	41	25	27	14	9	-4	-19
1961	-3	13	17	14	15	35	40	45	19	20	0	-12	-12
1962	-24	-3	2	17	28	29	38	30	27	17	8	-12	-24
1963	-26	10	10	17	31	31	37	31	32	20	6	-12	-26
1964	-15	-8	1	16	11	33	39	27	23	11	-9	0	-15
1965	-10	0	4	22	10	33	36	29	12	19	0	-14	-14
1966	-10	-13	-2	12	23	29	34	33	33	11	6	-10	-13
1967	-4	6	10	20	22	32	46	45	29	20	5	-11	-11
1968	-11	-1	19	15	20	32	37	36	22	18	10	-11	-11
1969	-6	-7	4	19	32	37	40	35	33	13	3	-9	-9
1970	-16	7	8	4	19	30	38	38	16	12	14	-11	-16
1971	-18	8	-4	16	23	34	40	38	21	10	8	-8	-18
1972	-16	-5	7	14	20	38	36	36	21	12	4	-28	-28
1973	-13	-3	20	15	28	31	42	41	26	19	4	3	-13
1974	-2	11	9	17	22	28	36	33	23	20	13	-8	-8
1975	-14	0	15	13	26	34	41	33	28	14	3	-1	-14
1976	-1	2	10	13	27	23	37	36	32	16	-1	-2	-2
1977	-8	11	10	19	27	45	44	37	23	22	-6	3	-8
1978	10	12	22	23	25	35	37	33	29	15	6	-12	-12
1979	-14	-8	20	22	31	28	43	42	38	21	2	5	-14
1980	-8	15	16	19	33	35	42	39	31	13	11	4	-8
1981	10	6	16	20	22	32	42	36	24	16	12	11	6
1982	-18	-12	19	17	23	34	41	41	30	16	11	1	-18
1983	2	-8	24	19	27	32	37	43	25	25	9	0	-8
1984	-14	-1	12	21	22	31	43	42	22	15	17	-12	-14
1985	-6	-14	11	21	25	37	46	33	22	13	-4	-2	-14

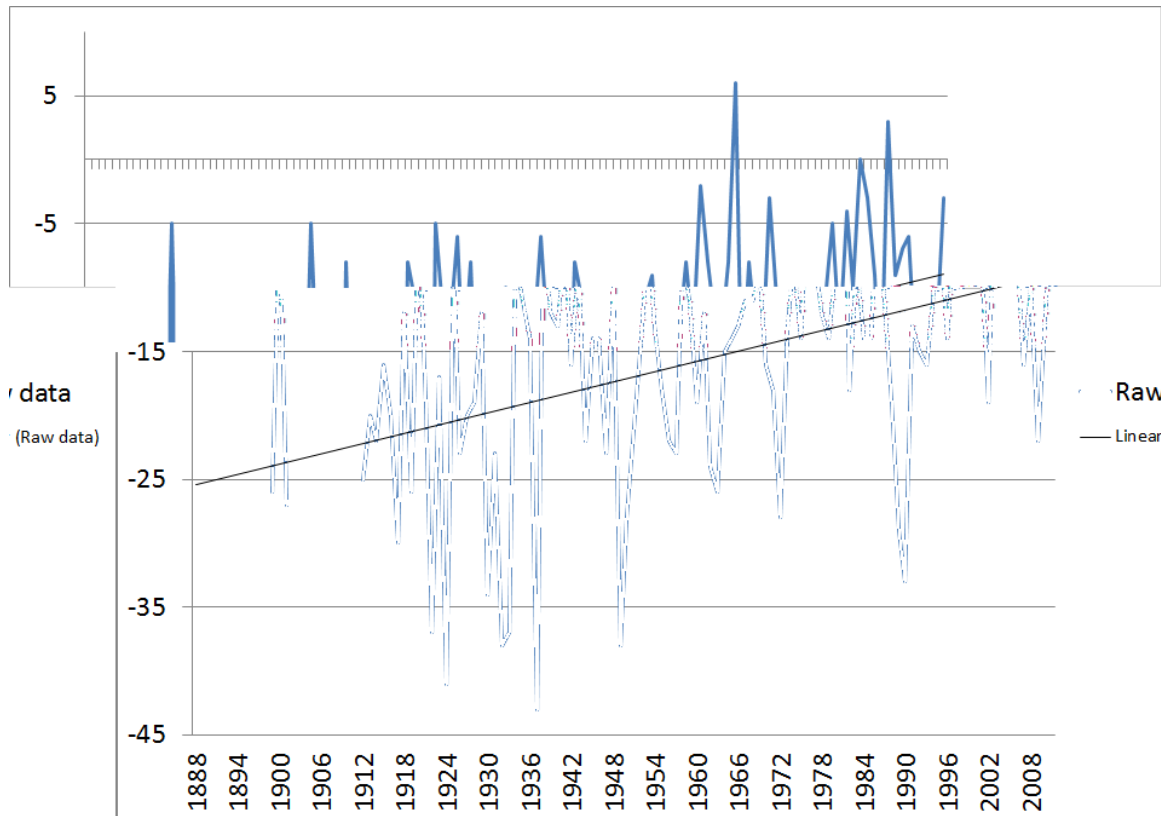
# LOWEST MONTHLY AND ANNUAL DAILY MINIMUM TEMPERATURES, CONTINUED

## ELKO

Note: Periods with incomplete data are listed with a dash (-)

Year	Jan	Feb	Mar	Apr	May	Jun	Jul	Aug	Sep	Oct	Nov	Dec	Annual
1986	9	3	20	20	24	34	32	40	21	13	5	-3	-3
1987	-11	0	9	14	25	30	33	35	22	16	9	-6	-11
1988	-16	-9	11	12	15	31	40	36	18	21	4	-19	-19
1989	-21	-29	8	20	22	31	37	33	29	7	4	4	-29
1990	-1	-9	14	20	19	33	35	37	31	9	2	-33	-33
1991	-13	8	12	15	20	30	38	34	22	3	6	1	-13
1992	-2	6	17	15	24	27	36	20	20	10	-2	-15	-15
1993	-16	-8	-2	20	25	31	33	28	24	17	-9	-2	-16
1994	-2	-6	10	14	26	26	38	34	27	6	-11	2	-11
1995	6	-1	11	17	24	27	30	32	18	8	-2	-5	-5
1996	-6	-14	10	19	28	36	36	32	22	1	5	2	-14
1997	0	4	10	14	23	34	35	33	25	9	10	-4	-4
1998	2	13	11	20	29	35	38	33	31	13	12	-10	-10
1999	1	0	11	13	20	30	35	29	15	10	7	0	0
2000	-3	15	13	18	18	26	34	33	12	12	3	1	-3
2001	-9	-4	11	18	23	30	40	42	28	13	-3	-7	-9
2002	-19	-7	8	22	15	26	40	35	27	3	-3	7	-19
2003	13	4	13	19	22	32	41	44	25	16	7	3	3
2004	-9	-9	20	25	26	34	44	36	29	21	-6	1	-9
2005	-7	-3	16	21	34	35	43	36	25	22	5	3	-7
2006	8	2	9	23	30	37	48	36	23	14	-5	-6	-6
2007	-16	1	13	17	25	36	45	41	25	21	8	-5	-16
2008	-10	-7	13	12	18	32	43	41	31	13	20	-9	-10
2009	-6	5	12	19	29	39	40	36	28	13	1	-22	-22
2010	1	11	14	13	17	27	40	36	29	21	-14	2	-14
2011	-3	3	20	20	23	26	45	43	34	15	12	-1	-3
Stat	Jan	Feb	Mar	Apr	May	Jun	Jul	Aug	Sep	Oct	Nov	Dec	Annual
Max	15	16	24	28	34	45	48	45	38	26	20	12	6
Min	-43	-41	-15	-2	8	12	28	20	9	0	-16	-41	-43
Mean	-11.3	-3.5	9.4	17.0	23.2	30.5	37.5	34.4	23.7	14.3	2.9	-7.5	-16.1
Medn	-10	-1	10	17	23	31	38	34	23	14	4	-5	-14
StDv	11.4	12.4	7.3	4.6	4.7	4.4	4.0	4.8	5.6	5.1	7.4	10.4	9.6

# LOWEST ANNUAL DAILY MINIMUM TEMPERATURES (GRAPHED) ELKO



Note: Data may have been affected by the relocation of the observing site from downtown Elko to Elko Regional Airport in December 1930. Data may have also been affected by the change from a voluntary, part-time observer program to a paid, full-time observer program which also occurred in December 1930. Use graph with caution.

# 10 COLDEST DAILY MINIMUM TEMPERATURES, ALL-TIME AND BY MONTH ELKO

NOTE: \* indicates value also occurred previously

## JANUARY

-43 on 1/21/1937  
-42 on 1/7/1890  
-38 on 1/25/1949  
-37 on 1/19/1922  
-36 on 1/8/1890  
-36 on 1/6/1890  
-35 on 1/8/1937  
-34 on 1/20/1937  
-34 on 1/21/1930  
-33 on 1/9/1937

## FEBRUARY

-41 on 2/27/1890  
-37 on 2/10/1933  
-34 on 2/28/1890  
-31 on 2/26/1890  
-30 on 2/1/1917  
-30 on 2/23/1894  
-29 on 2/6/1989  
-28 on 2/2/1950  
-27 on 2/7/1989  
-27 on 2/5/1989\*

## MARCH

-15 on 3/2/1890  
-10 on 3/1/1890  
-9 on 3/3/1952  
-8 on 3/1/1922  
-6 on 3/8/1939  
-6 on 3/2/1922  
-5 on 3/4/1932  
-4 on 3/2/1971  
-4 on 3/21/1938  
-4 on 3/11/1922\*

## APRIL

-2 on 4/1/1936  
4 on 4/1/1970  
5 on 4/2/1936  
6 on 4/12/1970  
6 on 4/4/1970  
8 on 4/10/1933  
8 on 4/5/1895  
9 on 4/9/1933  
10 on 4/17/1914  
10 on 4/1/1896\*

## MAY

8 on 5/2/1913  
10 on 5/6/1965  
11 on 5/3/1964  
13 on 5/1/1913  
13 on 5/3/1899  
14 on 5/10/1899  
15 on 5/8/2002  
15 on 5/2/1988  
15 on 5/5/1961  
15 on 5/11/1953

## JUNE

12 on 6/6/1914  
20 on 6/3/1895  
21 on 6/12/1895  
22 on 6/17/1895  
23 on 6/14/1976  
23 on 6/2/1954  
23 on 6/15/1945  
23 on 6/5/1914  
24 on 6/3/1951  
24 on 6/6/1899

## JULY

28 on 7/11/1890  
29 on 7/7/1903  
30 on 7/31/1995  
30 on 7/20/1932  
30 on 7/3/1916  
30 on 7/11/1901  
30 on 7/4/1901  
30 on 7/28/1892  
30 on 7/13/1888  
31 on 7/8/1934\*

## AUGUST

20 on 8/26/1992  
24 on 8/27/1992  
24 on 8/25/1992  
24 on 8/30/1932  
24 on 8/27/1910  
24 on 8/9/1895  
25 on 8/23/1960  
26 on 8/24/1992  
26 on 8/30/1910  
27 on 8/30/1964\*

## SEPTEMBER

9 on 9/26/1934  
9 on 9/24/1891  
10 on 9/22/1895  
10 on 9/23/1891  
12 on 9/24/2000  
12 on 9/18/1965  
12 on 9/25/1891  
13 on 9/27/1889  
13 on 9/24/1889  
13 on 9/17/1889

## OCTOBER

0 on 10/12/1891  
1 on 10/21/1996  
1 on 10/30/1891  
2 on 10/13/1891  
3 on 10/31/2002  
3 on 10/30/1991  
3 on 10/31/1895  
4 on 10/3/1891  
5 on 10/25/1895  
6 on 10/30/1994\*

## NOVEMBER

-16 on 11/29/1896  
-14 on 11/25/2010  
-13 on 11/28/1896  
-12 on 11/24/1931  
-12 on 11/22/1931  
-11 on 11/18/1994  
-11 on 11/15/1955  
-11 on 11/26/1918  
-10 on 11/19/1930  
-10 on 11/16/1909

## DECEMBER

-41 on 12/25/1924  
-40 on 12/26/1924  
-38 on 12/12/1932  
-38 on 12/24/1924  
-35 on 12/13/1932  
-33 on 12/22/1990  
-33 on 12/25/1891  
-30 on 12/23/1990  
-29 on 12/24/1990  
-29 on 12/22/1895

## ALL-TIME

-43 on 1/21/1937  
-42 on 1/7/1890  
-41 on 12/25/1924  
-41 on 2/27/1890  
-40 on 12/26/1924  
-38 on 1/25/1949  
-38 on 12/12/1932  
-38 on 12/24/1924  
-37 on 2/10/1933  
-37 on 1/19/1922

# MONTHLY AND ANNUAL FREQUENCY OF DAILY MINIMUM TEMPERATURES OF 32F OR LOWER ELKO

Note: Periods with incomplete data are listed with a dash (-)

Year	Jan	Feb	Mar	Apr	May	Jun	Jul	Aug	Sep	Oct	Nov	Dec	Annual
1888	-	-	28	25	25	16	2	1	-	-	17	24	-
1889	31	28	30	10	10	0	0	3	28	5	24	28	197
1890	31	24	31	26	7	-	1	6	-	-	-	-	-
1891	31	-	-	-	-	6	-	-	16	31	29	31	-
1892	31	-	28	-	12	4	1	4	-	-	27	27	-
1893	-	-	-	-	-	-	-	-	-	-	24	30	-
1894	31	28	-	-	-	0	0	-	6	-	26	30	-
1895	31	28	30	29	22	18	0	4	13	29	30	31	265
1896	31	24	-	19	-	-	-	-	-	-	26	31	-
1897	31	-	-	-	7	-	0	-	11	27	29	31	-
1898	31	28	26	15	20	-	0	4	26	30	30	31	-
1899	30	28	31	27	31	13	0	2	4	21	20	30	237
1900	28	27	30	18	10	0	0	0	18	26	26	31	214
1901	31	26	27	15	2	9	2	4	29	26	30	31	232
1902	31	27	31	24	12	4	0	1	10	27	-	28	-
1903	28	28	-	17	11	0	2	0	13	26	27	31	-
1904	31	29	25	15	12	1	0	0	2	-	-	-	-
1905	31	28	27	-	-	0	-	-	-	-	-	-	-
1906	-	-	-	-	-	-	-	-	-	-	-	-	-
1907	-	-	-	-	-	-	-	-	-	-	-	-	-
1908	-	-	-	-	-	-	-	-	-	-	-	-	-
1909	-	-	-	-	13	1	1	0	12	27	-	31	-
1910	31	28	25	21	4	4	0	6	14	30	27	30	220
1911	31	-	-	27	15	2	1	3	15	27	28	31	-
1912	30	25	29	22	12	2	0	3	18	24	25	31	221
1913	31	28	28	26	19	4	2	0	8	25	26	31	228
1914	31	28	31	29	26	7	0	0	8	14	30	31	235
1915	31	24	27	11	9	3	0	0	16	31	26	29	207
1916	31	28	27	22	20	7	4	5	15	26	30	31	246
1917	31	28	31	27	10	4	0	1	17	17	22	30	218
1918	28	28	23	25	20	0	0	0	2	12	29	28	195
1919	31	28	30	15	14	5	0	1	11	28	29	31	223
1920	31	29	31	24	11	2	0	0	7	24	24	31	214
1921	29	26	24	18	4	0	1	0	18	21	24	29	194
1922	31	27	31	29	9	0	0	0	6	24	28	30	215
1923	30	28	30	22	6	2	0	0	4	21	29	31	203
1924	31	25	31	24	4	4	0	0	14	25	28	31	217
1925	30	24	24	16	1	0	0	0	2	28	29	31	185
1926	30	25	28	6	4	0	0	1	16	25	24	28	187
1927	28	20	25	19	10	0	0	0	10	23	17	31	183
1928	30	28	24	19	4	0	0	0	8	23	24	31	191
1929	31	26	28	24	10	1	0	0	15	24	30	24	213
1930	30	25	26	15	4	0	0	0	7	18	30	31	186
1931	31	27	28	26	11	1	0	0	7	20	27	31	209
1932	31	29	26	22	5	1	1	2	10	25	26	31	209
1933	31	28	28	26	21	1	0	3	12	25	30	27	232
1934	31	27	28	23	7	4	1	0	14	27	27	31	220
1935	31	27	31	24	16	2	0	0	2	22	29	30	214
1936	30	29	29	15	11	0	0	0	12	25	30	30	211



**MONTHLY AND ANNUAL FREQUENCY OF DAILY  
MINIMUM TEMPERATURES OF 32F OR LOWER,  
CONTINUED  
ELKO**

Note: Periods with incomplete data are listed with a dash (-)

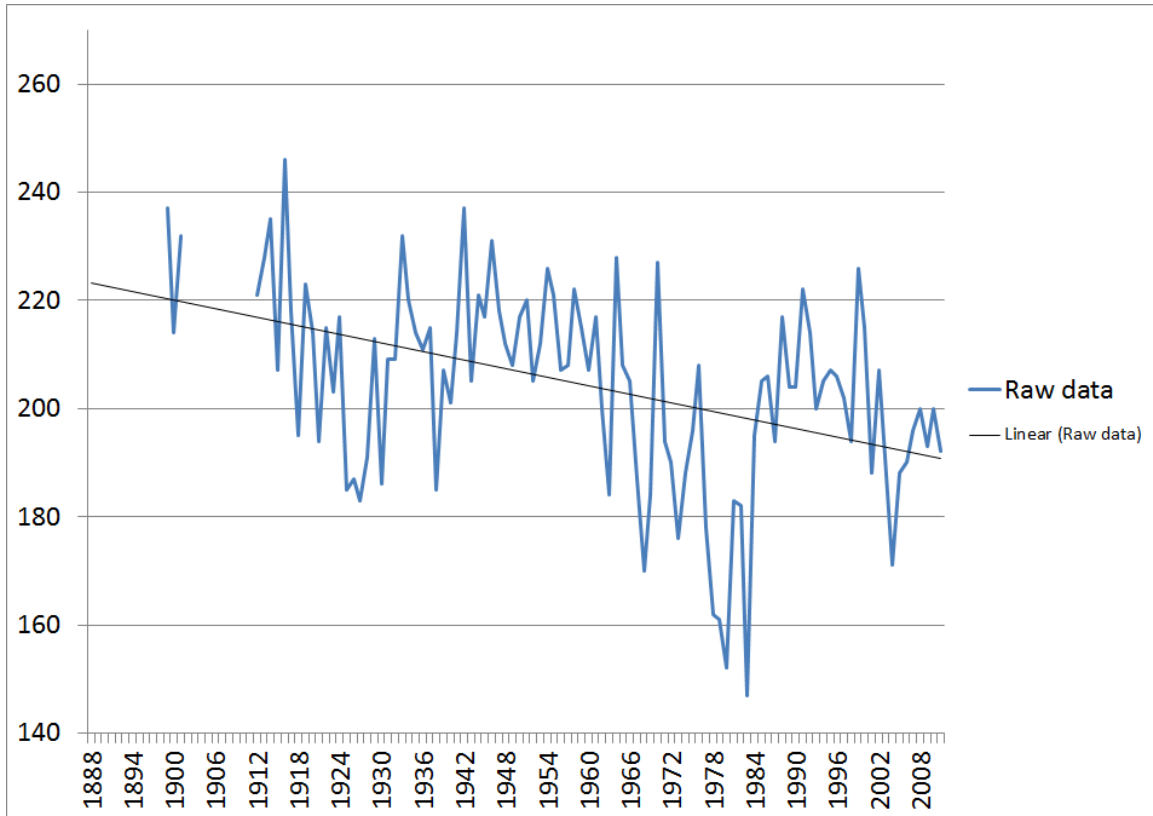
Year	Jan	Feb	Mar	Apr	May	Jun	Jul	Aug	Sep	Oct	Nov	Dec	Annual
1937	31	28	29	27	16	2	0	0	7	24	24	27	215
1938	31	23	26	16	10	1	0	0	0	20	29	29	185
1939	31	28	28	20	4	5	0	2	11	22	29	27	207
1940	28	26	27	20	9	3	0	0	5	22	30	31	201
1941	31	25	29	26	9	2	0	0	14	24	27	27	214
1942	31	28	30	22	17	8	0	2	13	26	29	31	237
1943	30	27	30	11	17	7	0	2	7	18	26	30	205
1944	31	29	31	24	10	3	0	1	12	24	25	31	221
1945	31	25	29	29	3	6	0	2	15	20	28	29	217
1946	31	28	31	21	18	2	0	0	16	26	29	29	231
1947	31	27	30	25	11	3	0	1	13	17	29	31	218
1948	29	29	29	24	14	0	1	0	6	22	28	30	212
1949	31	28	30	17	4	2	0	0	11	26	28	31	208
1950	28	28	30	25	19	6	0	0	9	18	26	28	217
1951	30	27	31	23	11	8	0	0	7	24	29	30	220
1952	31	29	30	16	7	2	0	0	4	26	29	31	205
1953	28	27	29	22	14	3	0	0	8	24	26	31	212
1954	30	27	29	23	12	4	0	2	11	30	28	30	226
1955	31	28	27	25	14	1	0	0	10	27	30	28	221
1956	30	28	30	17	6	3	0	1	11	22	30	29	207
1957	31	23	28	23	7	2	0	0	11	23	30	30	208
1958	31	25	31	25	12	2	0	0	11	27	28	30	222
1959	31	27	30	22	14	0	0	1	6	23	30	31	215
1960	31	28	28	19	14	1	0	3	2	24	26	31	207
1961	31	27	29	27	11	0	0	0	11	24	28	29	217
1962	28	28	31	18	4	3	0	1	4	23	29	31	200
1963	30	22	29	24	3	1	0	1	1	14	28	31	184
1964	31	29	30	26	13	0	0	4	19	24	28	24	228
1965	27	28	30	14	15	0	0	1	15	27	21	30	208
1966	31	28	30	27	9	1	0	0	0	27	22	30	205
1967	29	26	25	25	10	1	0	0	1	21	20	29	187
1968	30	15	26	23	5	1	0	0	5	17	19	29	170
1969	25	28	29	19	1	0	0	0	0	24	28	30	184
1970	27	25	31	29	15	2	0	0	16	29	22	31	227
1971	23	25	25	25	10	0	0	0	12	19	27	28	194
1972	27	28	25	25	10	0	0	0	7	12	27	29	190
1973	29	27	25	20	3	1	0	0	6	18	20	27	176
1974	28	27	16	21	12	1	0	0	9	18	27	29	188
1975	30	24	25	22	8	0	0	0	10	18	28	31	196
1976	31	27	31	27	6	4	0	0	1	21	29	31	208
1977	30	28	29	19	2	0	0	0	3	22	22	23	178
1978	26	26	13	13	5	0	0	0	4	20	24	31	162
1979	30	24	26	14	2	2	0	0	0	4	29	30	161
1980	23	19	28	15	0	0	0	0	2	16	20	29	152
1981	31	27	25	14	9	1	0	0	5	22	21	28	183
1982	31	23	27	21	6	0	0	0	1	20	26	27	182
1983	31	23	12	16	5	1	0	0	2	13	22	22	147
1984	31	28	30	23	5	2	0	0	5	19	21	31	195

**MONTHLY AND ANNUAL FREQUENCY OF DAILY  
MINIMUM TEMPERATURES OF 32F OR LOWER,  
CONTINUED  
ELKO**

Note: Periods with incomplete data are listed with a dash (-)

Year	Jan	Feb	Mar	Apr	May	Jun	Jul	Aug	Sep	Oct	Nov	Dec	Annual
1985	29	28	29	16	6	0	0	0	13	25	29	30	205
1986	27	21	24	18	14	0	1	0	13	27	30	31	206
1987	31	28	25	20	4	1	0	0	10	21	26	28	194
1988	31	29	31	22	15	3	0	0	12	18	25	31	217
1989	31	28	19	16	14	2	0	0	8	25	30	31	204
1990	31	28	27	13	18	0	0	0	1	27	28	31	204
1991	31	27	28	26	15	3	0	0	7	28	26	31	222
1992	31	28	28	20	7	2	0	6	13	21	28	30	214
1993	31	27	20	20	3	2	0	4	11	22	30	30	200
1994	31	27	30	16	7	7	0	0	8	25	26	28	205
1995	24	28	25	22	6	3	1	1	12	30	29	26	207
1996	31	29	27	17	6	0	0	1	17	27	27	24	206
1997	29	28	27	20	5	0	0	0	6	29	27	31	202
1998	31	27	25	22	3	0	0	0	2	25	28	31	194
1999	31	27	29	23	13	2	0	1	12	30	27	31	226
2000	29	25	29	19	10	2	0	0	14	27	30	30	215
2001	31	28	23	16	9	2	0	0	3	20	26	30	188
2002	31	28	30	17	15	3	0	0	1	28	26	28	207
2003	31	28	27	20	9	1	0	0	4	16	28	27	191
2004	31	27	24	12	5	0	0	0	4	13	25	30	171
2005	31	28	29	19	0	0	0	0	7	22	24	28	188
2006	30	27	28	12	3	0	0	0	11	23	27	29	190
2007	31	25	30	15	7	0	0	0	6	23	29	30	196
2008	31	28	29	26	7	1	0	0	2	22	23	31	200
2009	30	27	26	20	3	0	0	0	3	24	29	31	193
2010	31	26	29	24	16	2	0	0	4	14	23	31	200
2011	30	27	26	21	8	2	0	0	0	19	30	29	192
Stat	Jan	Feb	Mar	Apr	May	Jun	Jul	Aug	Sep	Oct	Nov	Dec	Annual
Max	31	29	31	29	31	18	4	6	29	31	30	31	265
Min	23	15	12	6	0	0	0	0	0	4	17	22	147
Mean	30.1	26.7	27.6	20.5	9.9	2.3	0.2	0.8	9.0	22.8	26.6	29.6	204.8
Medn	31	27	28	21	10	2	0	0	9	24	27	30	207
StDv	1.7	2.2	3.4	5.1	5.9	3.1	0.6	1.5	5.9	5.0	3.1	1.9	19.1

# ANNUAL FREQUENCY OF DAILY MINIMUM TEMPERATURES OF 32F OR LOWER (GRAPHED) ELKO



Note: Data may have been affected by the relocation of the observing site from downtown Elko to Elko Regional Airport in December 1930. Data may have also been affected by the change from a voluntary, part-time observer program to a paid, full-time observer program which also occurred in December 1930. Use graph with caution.

# MONTHLY AND ANNUAL FREQUENCY OF DAILY MINIMUM TEMPERATURES OF 0F OR LOWER ELKO

Note: Periods with incomplete data are listed with a dash (-)

Year	Jan	Feb	Mar	Apr	May	Jun	Jul	Aug	Sep	Oct	Nov	Dec	Annual
1888	-	-	0	0	0	0	0	0	-	-	0	0	-
1889	20	10	0	0	0	0	0	0	0	0	0	0	30
1890	16	9	2	0	0	-	0	0	-	-	-	-	-
1891	10	-	-	-	-	0	-	-	0	1	5	15	-
1892	19	-	0	-	0	0	0	0	-	-	3	7	-
1893	-	-	-	-	-	-	-	-	-	-	1	1	-
1894	6	15	-	-	-	0	0	-	0	-	5	10	-
1895	15	11	0	0	0	0	0	0	0	0	4	14	44
1896	10	0	-	0	-	-	-	-	-	-	4	0	-
1897	3	-	-	-	0	-	0	-	0	0	1	9	-
1898	17	0	1	0	0	-	0	0	0	0	7	12	-
1899	2	4	0	0	0	0	0	0	0	0	0	10	16
1900	0	0	0	0	0	0	0	0	0	0	0	1	1
1901	9	8	0	0	0	0	0	0	0	0	0	0	17
1902	7	2	0	0	0	0	0	0	0	0	-	2	-
1903	4	15	-	0	0	0	0	0	0	0	0	5	-
1904	16	7	0	0	0	0	0	0	0	-	-	-	-
1905	4	3	0	-	-	0	-	-	-	-	-	-	-
1906	-	-	-	-	-	-	-	-	-	-	-	-	-
1907	-	-	-	-	-	-	-	-	-	-	-	-	-
1908	-	-	-	-	-	-	-	-	-	-	-	-	-
1909	-	-	-	-	0	0	0	0	0	0	-	21	-
1910	20	7	0	0	0	0	0	0	0	0	0	0	27
1911	0	-	-	0	0	0	0	0	0	0	4	7	-
1912	6	0	0	0	0	0	0	0	0	0	0	4	10
1913	12	1	0	0	0	0	0	0	0	0	0	11	24
1914	5	1	0	0	0	0	0	0	0	0	0	16	22
1915	10	0	0	0	0	0	0	0	0	0	0	4	14
1916	9	0	0	0	0	0	0	0	0	0	3	5	17
1917	20	2	2	0	0	0	0	0	0	0	0	0	24
1918	2	4	0	0	0	0	0	0	0	0	4	9	19
1919	8	0	0	0	0	0	0	0	0	0	1	9	18
1920	7	0	0	0	0	0	0	0	0	0	0	2	9
1921	1	3	0	0	0	0	0	0	0	0	0	0	4
1922	24	8	5	0	0	0	0	0	0	0	0	0	37
1923	0	5	0	0	0	0	0	0	0	0	0	10	15
1924	15	0	1	0	0	0	0	0	0	0	2	8	26
1925	4	0	0	0	0	0	0	0	0	0	0	0	4
1926	3	0	0	0	0	0	0	0	0	0	0	9	12
1927	4	4	0	0	0	0	0	0	0	0	0	11	19
1928	7	0	0	0	0	0	0	0	0	0	0	9	16
1929	11	8	0	0	0	0	0	0	0	0	1	0	20
1930	11	0	1	0	0	0	0	0	0	0	4	15	31
1931	5	0	0	0	0	0	0	0	0	0	8	11	24
1932	12	16	2	0	0	0	0	0	0	0	0	13	43
1933	16	20	2	0	0	0	0	0	0	0	0	2	40
1934	0	0	0	0	0	0	0	0	0	0	0	2	2
1935	7	1	1	0	0	0	0	0	0	0	1	8	18
1936	2	5	0	1	0	0	0	0	0	0	0	5	13

MONTHLY AND ANNUAL FREQUENCY OF DAILY  
MINIMUM TEMPERATURES OF 0F OR LOWER,  
CONTINUED  
ELKO

Note: Periods with incomplete data are listed with a dash (-)

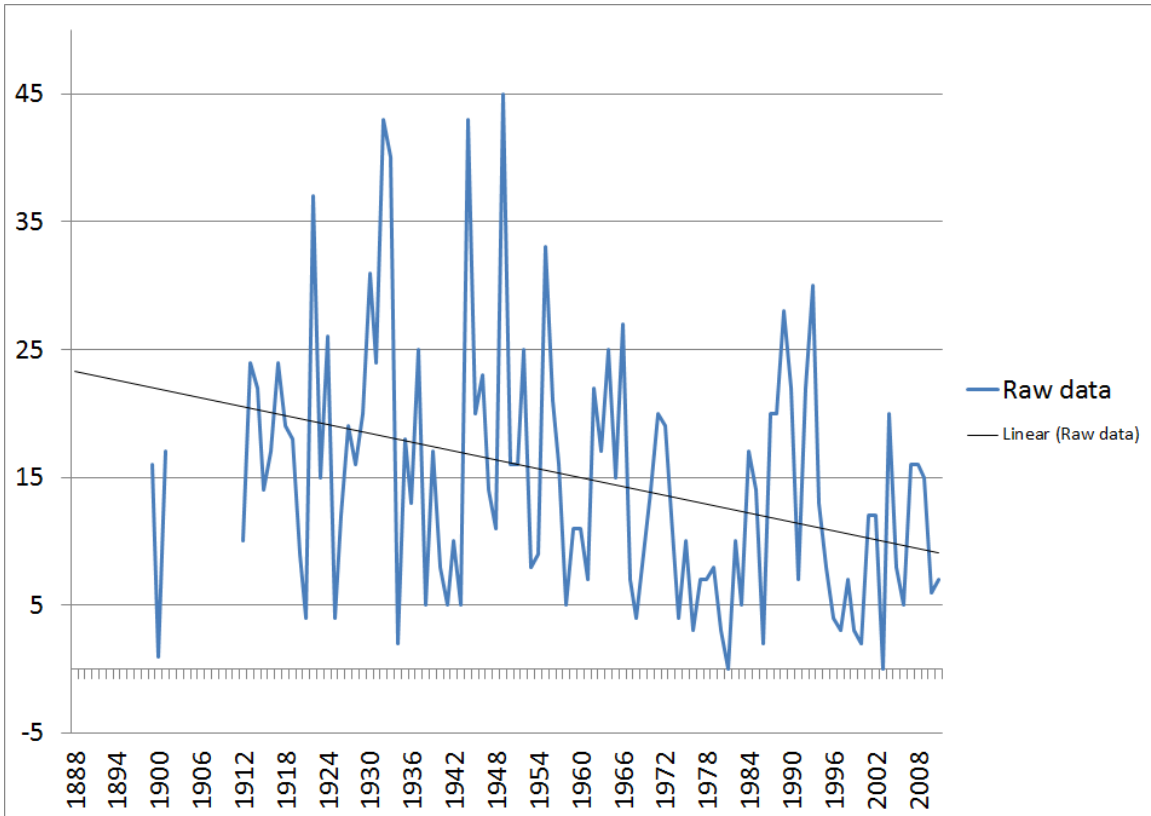
Year	Jan	Feb	Mar	Apr	May	Jun	Jul	Aug	Sep	Oct	Nov	Dec	Annual
1937	20	5	0	0	0	0	0	0	0	0	0	0	25
1938	3	0	1	0	0	0	0	0	0	0	0	1	5
1939	4	10	2	0	0	0	0	0	0	0	0	1	17
1940	4	0	0	0	0	0	0	0	0	0	0	4	8
1941	0	0	0	0	0	0	0	0	0	0	2	3	5
1942	5	4	0	0	0	0	0	0	0	0	1	0	10
1943	2	3	0	0	0	0	0	0	0	0	0	0	5
1944	19	3	0	0	0	0	0	0	0	0	5	16	43
1945	10	0	0	0	0	0	0	0	0	0	0	10	20
1946	14	8	0	0	0	0	0	0	0	0	0	1	23
1947	11	0	0	0	0	0	0	0	0	0	1	2	14
1948	2	4	0	0	0	0	0	0	0	0	0	5	11
1949	25	14	0	0	0	0	0	0	0	0	0	6	45
1950	13	3	0	0	0	0	0	0	0	0	0	0	16
1951	6	0	0	0	0	0	0	0	0	0	0	10	16
1952	10	6	2	0	0	0	0	0	0	0	5	2	25
1953	0	0	0	0	0	0	0	0	0	0	0	8	8
1954	5	0	0	0	0	0	0	0	0	0	0	4	9
1955	17	9	0	0	0	0	0	0	0	0	3	4	33
1956	4	11	1	0	0	0	0	0	0	0	1	4	21
1957	14	2	0	0	0	0	0	0	0	0	0	0	16
1958	4	0	0	0	0	0	0	0	0	0	1	0	5
1959	3	3	0	0	0	0	0	0	0	0	0	5	11
1960	9	0	0	0	0	0	0	0	0	0	0	2	11
1961	3	0	0	0	0	0	0	0	0	0	1	3	7
1962	14	2	0	0	0	0	0	0	0	0	0	6	22
1963	15	0	0	0	0	0	0	0	0	0	0	2	17
1964	12	6	0	0	0	0	0	0	0	0	5	2	25
1965	3	1	0	0	0	0	0	0	0	0	2	9	15
1966	8	5	1	0	0	0	0	0	0	0	0	13	27
1967	2	0	0	0	0	0	0	0	0	0	0	5	7
1968	1	1	0	0	0	0	0	0	0	0	0	2	4
1969	4	3	0	0	0	0	0	0	0	0	0	2	9
1970	7	0	0	0	0	0	0	0	0	0	0	7	14
1971	5	0	1	0	0	0	0	0	0	0	0	14	20
1972	8	2	0	0	0	0	0	0	0	0	0	9	19
1973	10	2	0	0	0	0	0	0	0	0	0	0	12
1974	1	0	0	0	0	0	0	0	0	0	0	3	4
1975	7	1	0	0	0	0	0	0	0	0	0	2	10
1976	1	0	0	0	0	0	0	0	0	0	1	1	3
1977	6	0	0	0	0	0	0	0	0	0	1	0	7
1978	0	0	0	0	0	0	0	0	0	0	0	7	7
1979	5	3	0	0	0	0	0	0	0	0	0	0	8
1980	3	0	0	0	0	0	0	0	0	0	0	0	3
1981	0	0	0	0	0	0	0	0	0	0	0	0	0
1982	6	4	0	0	0	0	0	0	0	0	0	0	10
1983	0	4	0	0	0	0	0	0	0	0	0	1	5
1984	7	2	0	0	0	0	0	0	0	0	0	8	17

**MONTHLY AND ANNUAL FREQUENCY OF DAILY  
MINIMUM TEMPERATURES OF 0F OR LOWER,  
CONTINUED  
ELKO**

Note: Periods with incomplete data are listed with a dash (-)

Year	Jan	Feb	Mar	Apr	May	Jun	Jul	Aug	Sep	Oct	Nov	Dec	Annual
1985	5	3	0	0	0	0	0	0	0	0	3	3	14
1986	0	0	0	0	0	0	0	0	0	0	0	2	2
1987	14	1	0	0	0	0	0	0	0	0	0	5	20
1988	9	6	0	0	0	0	0	0	0	0	0	5	20
1989	22	6	0	0	0	0	0	0	0	0	0	0	28
1990	3	5	0	0	0	0	0	0	0	0	0	14	22
1991	7	0	0	0	0	0	0	0	0	0	0	0	7
1992	5	0	0	0	0	0	0	0	0	0	2	15	22
1993	14	7	1	0	0	0	0	0	0	0	5	3	30
1994	2	4	0	0	0	0	0	0	0	0	7	0	13
1995	0	1	0	0	0	0	0	0	0	0	3	4	8
1996	2	2	0	0	0	0	0	0	0	0	0	0	4
1997	1	0	0	0	0	0	0	0	0	0	0	2	3
1998	0	0	0	0	0	0	0	0	0	0	0	7	7
1999	0	1	0	0	0	0	0	0	0	0	0	2	3
2000	2	0	0	0	0	0	0	0	0	0	0	0	2
2001	6	3	0	0	0	0	0	0	0	0	1	2	12
2002	4	6	0	0	0	0	0	0	0	0	2	0	12
2003	0	0	0	0	0	0	0	0	0	0	0	0	0
2004	12	6	0	0	0	0	0	0	0	0	2	0	20
2005	5	3	0	0	0	0	0	0	0	0	0	0	8
2006	0	0	0	0	0	0	0	0	0	0	2	3	5
2007	13	0	0	0	0	0	0	0	0	0	0	3	16
2008	10	2	0	0	0	0	0	0	0	0	0	4	16
2009	2	0	0	0	0	0	0	0	0	0	0	13	15
2010	0	0	0	0	0	0	0	0	0	0	6	0	6
2011	3	0	0	0	0	0	0	0	0	0	0	4	7
Stat	Jan	Feb	Mar	Apr	May	Jun	Jul	Aug	Sep	Oct	Nov	Dec	Annual
Max	25	20	5	1	0	0	0	0	0	1	8	21	45
Min	0	0	0	0	0	0	0	0	0	0	0	0	0
Mean	7.2	3.0	0.2	0.0	0.0	0.0	0.0	0.0	0.0	0.0	1.0	4.7	15.2
Medn	6	2	0	0	0	0	0	0	0	0	0	3	14
StDv	6.2	4.1	0.7	0.1	0.0	0.0	0.0	0.0	0.0	0.1	1.8	4.9	10.3

# ANNUAL FREQUENCY OF DAILY MINIMUM TEMPERATURES OF 0F OR LOWER (GRAPHED) ELKO



Note: Data may have been affected by the relocation of the observing site from downtown Elko to Elko Regional Airport in December 1930. Data may have also been affected by the change from a voluntary, part-time observer program to a paid, full-time observer program which also occurred in December 1930. Use graph with caution.

# MONTHLY AND ANNUAL FREQUENCY OF DAILY MAXIMUM TEMPERATURES OF 90F OR HIGHER ELKO

Note: Periods with incomplete data are listed with a dash (-)

Year	Jan	Feb	Mar	Apr	May	Jun	Jul	Aug	Sep	Oct	Nov	Dec	Annual
1888	-	-	-	-	-	-	-	-	-	-	-	-	-
1889	-	-	-	-	-	-	-	-	-	-	-	-	-
1890	-	0	0	0	1	-	25	20	-	-	-	-	-
1891	0	-	-	-	-	0	-	-	9	0	0	0	-
1892	0	-	0	-	0	11	27	26	-	-	-	0	-
1893	-	-	-	-	-	-	-	-	-	-	0	0	-
1894	0	0	-	-	-	0	27	-	8	-	0	0	-
1895	0	0	0	0	0	6	20	25	0	0	0	0	51
1896	0	0	-	0	-	-	-	-	-	-	-	0	-
1897	0	-	-	-	2	-	13	-	0	0	0	0	-
1898	0	0	0	0	0	-	25	21	0	0	0	0	-
1899	0	0	0	0	0	4	24	0	0	0	0	0	28
1900	0	0	0	0	0	12	19	6	0	0	0	0	37
1901	0	0	0	0	0	2	27	12	0	0	0	0	41
1902	0	0	0	0	0	5	18	13	2	0	-	0	-
1903	0	0	0	0	0	6	20	23	2	0	0	0	51
1904	0	0	0	0	0	14	18	19	0	-	-	-	-
1905	0	0	0	-	-	0	-	-	-	-	-	-	-
1906	-	-	-	-	-	-	-	-	-	-	-	-	-
1907	-	-	-	-	-	-	-	-	-	-	-	-	-
1908	-	-	-	-	-	-	-	-	-	-	-	-	-
1909	-	-	-	0	0	6	18	20	3	0	0	0	-
1910	0	0	0	0	2	3	18	9	1	0	0	0	33
1911	0	-	-	0	0	3	16	13	1	0	0	0	-
1912	0	0	0	0	0	0	10	9	0	0	0	0	19
1913	0	0	0	0	2	0	16	26	12	0	0	0	56
1914	0	0	0	0	1	4	27	15	0	0	0	0	47
1915	0	0	0	0	0	3	16	28	0	0	0	0	47
1916	0	0	0	0	0	2	23	10	2	0	0	0	37
1917	0	0	0	0	0	18	31	31	4	0	0	0	84
1918	0	0	0	0	0	22	23	12	1	0	0	0	58
1919	0	0	0	0	8	12	31	29	0	0	0	0	80
1920	0	0	0	0	0	2	23	22	6	0	0	0	53
1921	0	0	0	0	0	11	27	22	0	0	0	0	60
1922	0	0	0	0	0	10	23	15	7	0	0	0	55
1923	0	0	0	0	0	3	26	15	7	0	0	0	51
1924	0	0	0	0	0	12	26	18	8	0	0	0	64
1925	0	0	0	0	0	8	19	7	0	0	0	0	34
1926	0	0	0	0	0	12	23	13	0	0	0	0	48
1927	0	0	0	0	1	6	26	15	2	0	0	0	50
1928	0	0	0	0	0	3	19	16	5	0	0	0	43
1929	0	0	0	0	0	7	25	25	5	0	0	0	62
1930	0	0	0	0	0	7	22	10	0	0	0	0	39
1931	0	0	0	0	0	6	27	21	2	0	0	0	56
1932	0	0	0	0	0	10	18	19	2	0	0	0	49
1933	0	0	0	0	0	10	27	17	1	0	0	0	55
1934	0	0	0	0	0	1	23	26	5	0	0	0	55
1935	0	0	0	0	0	3	20	20	1	0	0	0	44
1936	0	0	0	0	1	9	21	12	1	0	0	0	44



**MONTHLY AND ANNUAL FREQUENCY OF DAILY  
MAXIMUM TEMPERATURES OF 90F OR HIGHER,  
CONTINUED  
ELKO**

Note: Periods with incomplete data are listed with a dash (-)

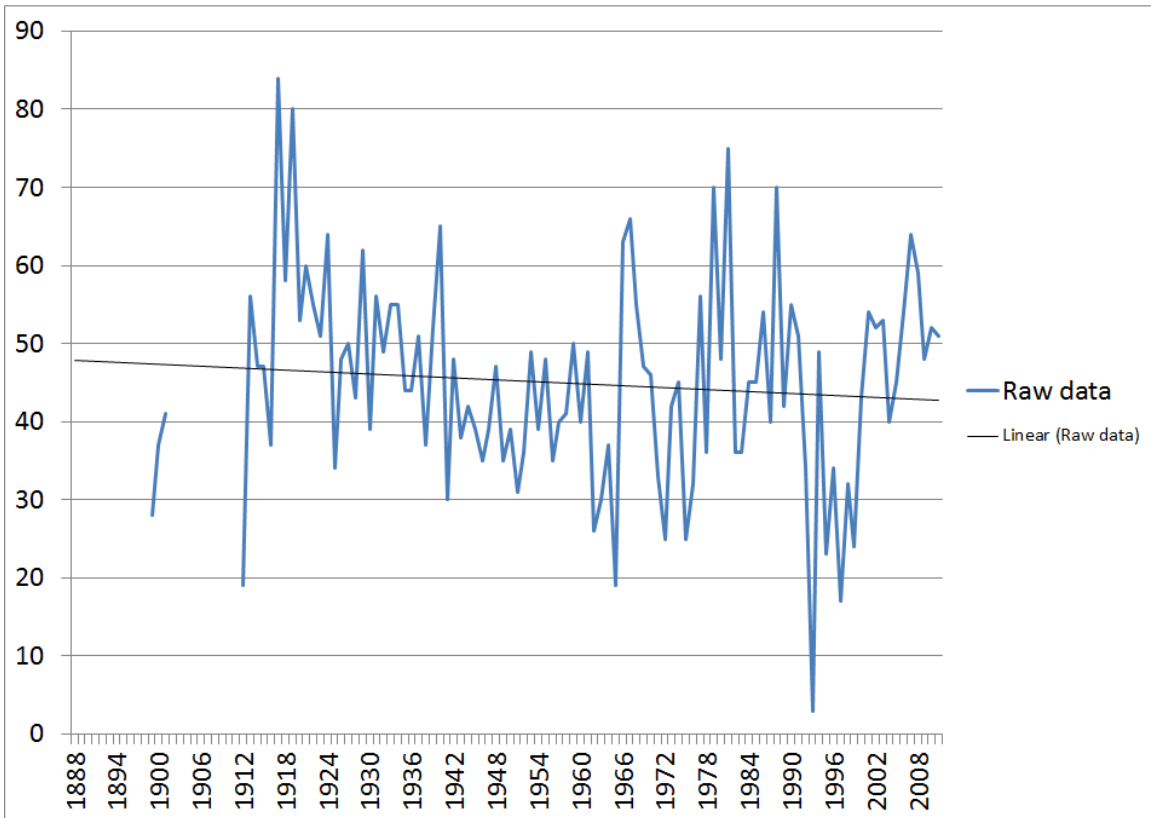
Year	Jan	Feb	Mar	Apr	May	Jun	Jul	Aug	Sep	Oct	Nov	Dec	Annual
1937	0	0	0	0	0	4	19	23	5	0	0	0	51
1938	0	0	0	0	0	4	20	12	1	0	0	0	37
1939	0	0	0	0	1	5	20	24	2	0	0	0	52
1940	0	0	0	0	0	18	22	25	0	0	0	0	65
1941	0	0	0	0	0	2	21	7	0	0	0	0	30
1942	0	0	0	0	0	0	26	21	1	0	0	0	48
1943	0	0	0	0	0	0	18	15	5	0	0	0	38
1944	0	0	0	0	0	2	17	16	7	0	0	0	42
1945	0	0	0	0	0	0	22	15	2	0	0	0	39
1946	0	0	0	0	0	1	19	14	1	0	0	0	35
1947	0	0	0	0	0	2	22	10	5	0	0	0	39
1948	0	0	0	0	0	2	19	18	8	0	0	0	47
1949	0	0	0	0	0	1	22	10	2	0	0	0	35
1950	0	0	0	0	0	3	15	16	5	0	0	0	39
1951	0	0	0	0	0	2	17	9	3	0	0	0	31
1952	0	0	0	0	0	0	14	20	2	0	0	0	36
1953	0	0	0	0	0	0	29	14	6	0	0	0	49
1954	0	0	0	0	1	5	23	9	1	0	0	0	39
1955	0	0	0	0	0	4	14	22	8	0	0	0	48
1956	0	0	0	0	0	3	20	10	2	0	0	0	35
1957	0	0	0	0	0	3	17	17	3	0	0	0	40
1958	0	0	0	0	0	5	12	22	2	0	0	0	41
1959	0	0	0	0	0	12	23	13	2	0	0	0	50
1960	0	0	0	0	0	5	18	17	0	0	0	0	40
1961	0	0	0	0	0	12	27	10	0	0	0	0	49
1962	0	0	0	0	0	4	8	13	1	0	0	0	26
1963	0	0	0	0	0	0	14	13	3	0	0	0	30
1964	0	0	0	0	0	2	21	14	0	0	0	0	37
1965	0	0	0	0	0	0	12	7	0	0	0	0	19
1966	0	0	0	0	1	12	24	20	6	0	0	0	63
1967	0	0	0	0	0	5	28	29	4	0	0	0	66
1968	0	0	0	0	1	8	30	10	6	0	0	0	55
1969	0	0	0	0	0	1	20	23	3	0	0	0	47
1970	0	0	0	0	0	6	21	19	0	0	0	0	46
1971	0	0	0	0	0	1	14	18	0	0	0	0	33
1972	0	0	0	0	0	2	14	9	0	0	0	0	25
1973	0	0	0	0	0	8	19	14	1	0	0	0	42
1974	0	0	0	0	0	15	19	10	1	0	0	0	45
1975	0	0	0	0	0	0	18	7	0	0	0	0	25
1976	0	0	0	0	0	4	18	5	5	0	0	0	32
1977	0	0	0	0	1	12	21	15	7	0	0	0	56
1978	0	0	0	0	0	0	18	14	4	0	0	0	36
1979	0	0	0	0	1	13	27	16	13	0	0	0	70
1980	0	0	0	0	0	5	20	16	7	0	0	0	48
1981	0	0	0	0	0	12	29	27	7	0	0	0	75
1982	0	0	0	0	0	1	14	18	3	0	0	0	36
1983	0	0	0	0	1	3	18	11	3	0	0	0	36
1984	0	0	0	0	1	5	20	15	4	0	0	0	45

**MONTHLY AND ANNUAL FREQUENCY OF DAILY  
MAXIMUM TEMPERATURES OF 90F OR HIGHER,  
CONTINUED  
ELKO**

Note: Periods with incomplete data are listed with a dash (-)

Year	Jan	Feb	Mar	Apr	May	Jun	Jul	Aug	Sep	Oct	Nov	Dec	Annual
1985	0	0	0	0	0	7	25	13	0	0	0	0	45
1986	0	0	0	0	5	11	13	22	3	0	0	0	54
1987	0	0	0	0	0	7	14	17	2	0	0	0	40
1988	0	0	0	0	0	14	28	20	8	0	0	0	70
1989	0	0	0	0	0	5	26	11	0	0	0	0	42
1990	0	0	0	0	0	9	20	15	11	0	0	0	55
1991	0	0	0	0	0	1	27	18	5	0	0	0	51
1992	0	0	0	0	0	4	10	19	1	0	0	0	34
1993	0	0	0	0	0	0	1	2	0	0	0	0	3
1994	0	0	0	0	0	8	22	18	1	0	0	0	49
1995	0	0	0	0	0	0	8	14	1	0	0	0	23
1996	0	0	0	0	0	2	20	12	0	0	0	0	34
1997	0	0	0	0	0	0	6	11	0	0	0	0	17
1998	0	0	0	0	0	0	16	15	1	0	0	0	32
1999	0	0	0	0	0	3	12	9	0	0	0	0	24
2000	0	0	0	0	0	5	17	17	4	0	0	0	43
2001	0	0	0	0	2	11	14	23	4	0	0	0	54
2002	0	0	0	0	2	9	26	13	2	0	0	0	52
2003	0	0	0	0	2	10	24	17	0	0	0	0	53
2004	0	0	0	0	0	5	22	11	2	0	0	0	40
2005	0	0	0	0	0	2	24	18	1	0	0	0	45
2006	0	0	0	0	0	9	25	16	4	0	0	0	54
2007	0	0	0	0	0	13	29	19	3	0	0	0	64
2008	0	0	0	0	3	7	29	20	0	0	0	0	59
2009	0	0	0	0	1	3	21	16	7	0	0	0	48
2010	0	0	0	0	0	5	23	18	5	1	0	0	52
2011	0	0	0	0	0	3	20	26	2	0	0	0	51
Stat	Jan	Feb	Mar	Apr	May	Jun	Jul	Aug	Sep	Oct	Nov	Dec	Annual
Max	0	0	0	0	8	22	31	31	13	1	0	0	84
Min	0	0	0	0	0	0	1	0	0	0	0	0	3
Mean	0.0	0.0	0.0	0.0	0.4	5.4	20.5	16.1	2.8	0.0	0.0	0.0	45.0
Medn	0	0	0	0	0	4	20	16	2	0	0	0	45
StDv	0.0	0.0	0.0	0.0	1.0	4.7	5.6	6.0	2.9	0.1	0.0	0.0	13.3

# ANNUAL FREQUENCY OF DAILY MAXIMUM TEMPERATURES OF 90F OR HIGHER (GRAPHED) ELKO



Note: Data may have been affected by the relocation of the observing site from downtown Elko to Elko Regional Airport in December 1930. Data may have also been affected by the change from a voluntary, part-time observer program to a paid, full-time observer program which also occurred in December 1930. Use graph with caution.

# MONTHLY AND ANNUAL FREQUENCY OF DAILY MAXIMUM TEMPERATURES OF 32F OR LOWER ELKO

Note: Periods with incomplete data are listed with a dash (-)

Year	Jan	Feb	Mar	Apr	May	Jun	Jul	Aug	Sep	Oct	Nov	Dec	Annual
1888	-	-	-	-	-	-	-	-	-	-	-	-	-
1889	-	-	-	-	-	-	-	-	-	-	-	-	-
1890	-	7	4	0	0	-	0	0	-	-	-	-	-
1891	8	-	-	-	-	0	-	-	0	0	0	16	-
1892	18	-	0	-	0	0	0	0	-	-	-	11	-
1893	-	-	-	-	-	-	-	-	-	-	0	1	-
1894	4	19	-	-	-	0	0	-	0	-	0	10	-
1895	4	4	0	0	0	0	0	0	0	0	0	7	15
1896	0	0	-	0	-	-	-	-	-	-	-	3	-
1897	5	-	-	-	0	-	0	-	0	0	0	4	-
1898	15	0	0	0	0	-	0	0	0	0	0	15	-
1899	6	4	0	0	0	0	0	0	0	0	0	2	12
1900	0	0	0	0	0	0	0	0	0	0	0	0	0
1901	1	1	0	0	0	0	0	0	0	0	0	0	2
1902	7	0	0	0	0	0	0	0	0	0	-	0	-
1903	0	0	1	0	0	0	0	0	0	0	0	0	1
1904	0	0	0	0	0	0	0	0	0	-	-	-	-
1905	0	0	0	-	-	0	-	-	-	-	-	-	-
1906	-	-	-	-	-	-	-	-	-	-	-	-	-
1907	-	-	-	-	-	-	-	-	-	-	-	-	-
1908	-	-	-	-	-	-	-	-	-	-	-	-	-
1909	-	-	-	0	0	0	0	0	0	0	0	16	-
1910	16	9	0	0	0	0	0	0	0	0	0	0	25
1911	8	-	-	0	0	0	0	0	0	0	2	9	-
1912	5	2	0	0	0	0	0	0	0	0	0	7	14
1913	10	6	1	0	0	0	0	0	0	0	0	12	29
1914	1	2	0	0	0	0	0	0	0	0	1	17	21
1915	6	0	0	0	0	0	0	0	0	0	0	7	13
1916	19	1	1	0	0	0	0	0	0	0	2	7	30
1917	22	3	6	0	0	0	0	0	0	0	0	0	31
1918	4	3	0	0	0	0	0	0	0	0	2	9	18
1919	7	0	1	0	0	0	0	0	0	0	2	9	19
1920	7	0	0	0	0	0	0	0	0	0	0	2	9
1921	6	3	0	0	0	0	0	0	0	0	0	1	10
1922	23	10	6	0	0	0	0	0	0	0	0	1	40
1923	3	7	0	0	0	0	0	0	0	0	0	8	18
1924	12	0	0	0	0	0	0	0	0	0	1	10	23
1925	8	0	0	0	0	0	0	0	0	0	0	0	8
1926	1	0	0	0	0	0	0	0	0	0	0	10	11
1927	4	2	0	0	0	0	0	0	0	0	0	10	16
1928	6	1	0	0	0	0	0	0	0	0	0	10	17
1929	12	7	0	0	0	0	0	0	0	0	0	0	19
1930	16	1	0	0	0	0	0	0	0	0	5	25	47
1931	10	0	0	0	0	0	0	0	0	0	10	18	38
1932	21	19	1	0	0	0	0	0	0	0	0	17	58
1933	23	22	2	0	0	0	0	0	0	0	0	5	52
1934	0	0	0	0	0	0	0	0	0	0	1	6	7
1935	9	3	3	0	0	0	0	0	0	1	2	4	22
1936	6	8	0	1	0	0	0	0	0	0	1	9	25

**MONTHLY AND ANNUAL FREQUENCY OF DAILY  
MAXIMUM TEMPERATURES OF 32F OR LOWER,  
CONTINUED  
ELKO**

Note: Periods with incomplete data are listed with a dash (-)

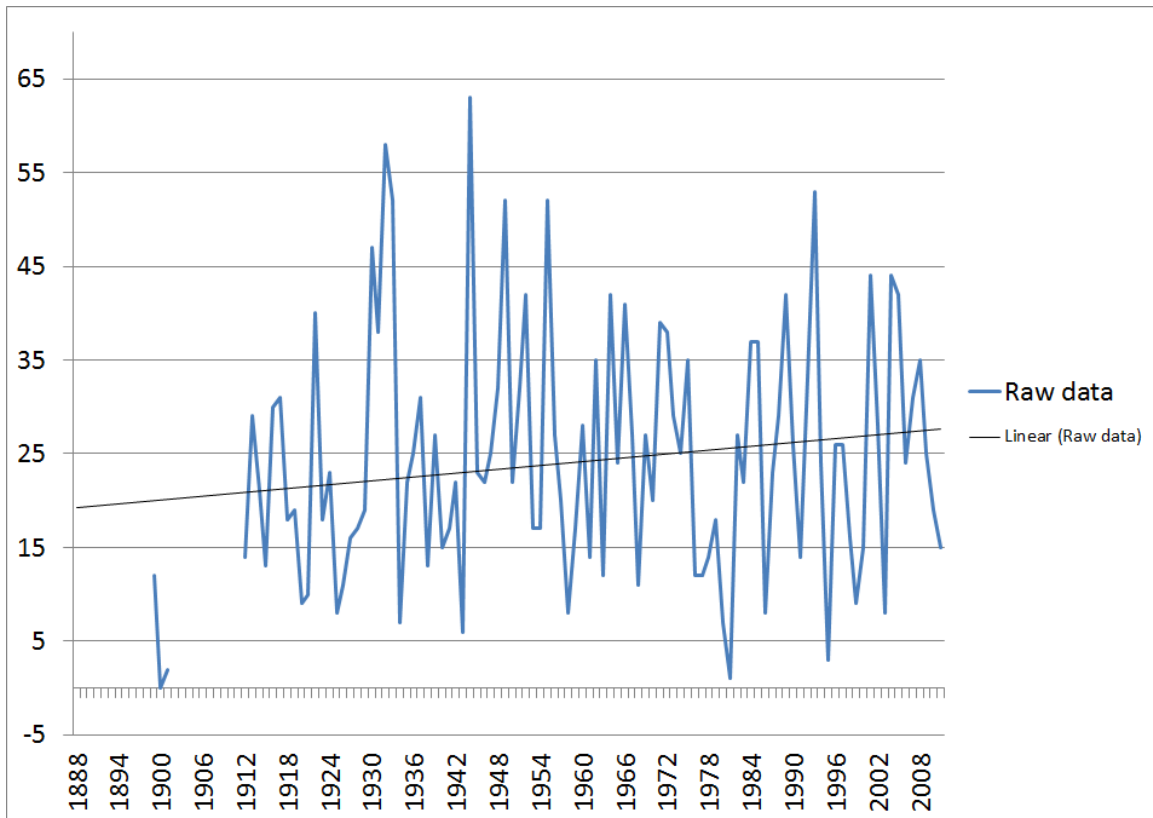
Year	Jan	Feb	Mar	Apr	May	Jun	Jul	Aug	Sep	Oct	Nov	Dec	Annual
1937	26	4	0	0	0	0	0	0	0	0	0	1	31
1938	4	3	2	0	0	0	0	0	0	0	2	2	13
1939	5	16	2	0	0	0	0	0	0	0	1	3	27
1940	9	0	0	0	0	0	0	0	0	0	0	6	15
1941	5	0	0	0	0	0	0	0	0	0	6	6	17
1942	9	12	0	0	0	0	0	0	0	0	0	1	22
1943	3	1	0	0	0	0	0	0	0	0	2	0	6
1944	17	6	1	0	0	0	0	0	0	0	15	24	63
1945	11	0	1	0	0	0	0	0	0	0	0	11	23
1946	12	5	0	0	0	0	0	0	0	0	0	5	22
1947	12	0	0	0	0	0	0	0	0	0	5	8	25
1948	3	7	3	0	0	0	0	0	0	0	3	16	32
1949	27	15	0	0	0	0	0	0	0	2	0	8	52
1950	18	3	0	0	0	0	0	0	0	0	0	1	22
1951	9	4	2	0	0	0	0	0	0	0	0	17	32
1952	16	11	9	0	0	0	0	0	0	0	1	5	42
1953	0	3	2	0	0	0	0	0	0	0	0	12	17
1954	7	1	2	0	0	0	0	0	0	0	0	7	17
1955	25	13	3	0	0	0	0	0	0	0	4	7	52
1956	4	14	2	0	0	0	0	0	0	0	2	5	27
1957	18	1	0	0	0	0	0	0	0	0	0	1	20
1958	4	0	0	0	0	0	0	0	0	0	3	1	8
1959	4	5	0	0	0	0	0	0	0	0	0	8	17
1960	14	10	0	0	0	0	0	0	0	0	0	4	28
1961	0	0	0	0	0	0	0	0	0	0	3	11	14
1962	18	6	5	0	0	0	0	0	0	0	2	4	35
1963	5	0	0	0	0	0	0	0	0	0	2	5	12
1964	15	9	5	0	0	0	0	0	0	0	6	7	42
1965	4	3	0	0	0	0	0	0	0	0	3	14	24
1966	10	8	3	0	0	0	0	0	0	0	0	20	41
1967	9	4	0	0	0	0	0	0	0	0	0	14	27
1968	3	1	0	0	0	0	0	0	0	0	0	7	11
1969	10	7	2	0	0	0	0	0	0	0	0	8	27
1970	9	0	0	0	0	0	0	0	0	0	0	11	20
1971	8	4	3	0	0	0	0	0	0	2	1	21	39
1972	13	4	0	0	0	0	0	0	0	1	3	17	38
1973	19	2	0	0	0	0	0	0	0	0	4	4	29
1974	11	3	2	0	0	0	0	0	0	0	0	9	25
1975	16	7	3	2	0	0	0	0	0	0	2	5	35
1976	5	4	1	0	0	0	0	0	0	0	2	0	12
1977	7	0	1	0	0	0	0	0	0	0	2	2	12
1978	3	2	0	0	0	0	0	0	0	0	1	8	14
1979	12	3	0	0	0	0	0	0	0	0	2	1	18
1980	6	0	0	0	0	0	0	0	0	0	0	1	7
1981	0	0	0	0	0	0	0	0	0	0	0	1	1
1982	11	7	0	0	0	0	0	0	0	0	0	9	27
1983	5	6	0	0	0	0	0	0	0	0	3	8	22
1984	20	6	0	0	0	0	0	0	0	0	0	11	37

**MONTHLY AND ANNUAL FREQUENCY OF DAILY  
MAXIMUM TEMPERATURES OF 32F OR LOWER,  
CONTINUED  
ELKO**

Note: Periods with incomplete data are listed with a dash (-)

Year	Jan	Feb	Mar	Apr	May	Jun	Jul	Aug	Sep	Oct	Nov	Dec	Annual
1985	10	6	1	0	0	0	0	0	0	0	8	12	37
1986	1	3	0	0	0	0	0	0	0	0	0	4	8
1987	10	2	0	0	0	0	0	0	0	0	0	11	23
1988	13	6	0	0	0	0	0	0	0	0	1	9	29
1989	25	11	2	0	0	0	0	0	0	0	3	1	42
1990	3	6	0	0	0	0	0	0	0	0	1	16	26
1991	10	0	0	0	0	0	0	0	0	1	2	1	14
1992	5	0	0	0	0	0	0	0	0	0	8	20	33
1993	21	16	5	0	0	0	0	0	0	0	4	7	53
1994	2	6	0	0	0	0	0	0	0	0	9	7	24
1995	2	0	0	0	0	0	0	0	0	0	0	1	3
1996	7	9	0	0	0	0	0	0	0	0	1	9	26
1997	10	5	1	0	0	0	0	0	0	0	0	10	26
1998	2	0	2	0	0	0	0	0	0	0	0	12	16
1999	5	2	0	0	0	0	0	0	0	0	0	2	9
2000	1	0	0	0	0	0	0	0	0	0	7	7	15
2001	16	7	0	0	0	0	0	0	0	0	4	17	44
2002	14	8	3	0	0	0	0	0	0	0	0	3	28
2003	0	1	0	0	0	0	0	0	0	0	1	6	8
2004	23	11	0	0	0	0	0	0	0	0	3	7	44
2005	21	11	0	0	0	0	0	0	0	0	2	8	42
2006	3	6	1	0	0	0	0	0	0	0	3	11	24
2007	18	1	1	0	0	0	0	0	0	0	0	11	31
2008	17	7	0	0	0	0	0	0	0	0	0	11	35
2009	4	1	1	0	0	0	0	0	0	0	0	19	25
2010	7	0	0	0	0	0	0	0	0	0	7	5	19
2011	9	4	0	0	0	0	0	0	0	0	0	2	15
Stat	Jan	Feb	Mar	Apr	May	Jun	Jul	Aug	Sep	Oct	Nov	Dec	Annual
Max	27	22	9	2	0	0	0	0	0	2	15	25	63
Min	0	0	0	0	0	0	0	0	0	0	0	0	0
Mean	9.3	4.4	0.9	0.0	0.0	0.0	0.0	0.0	0.0	0.1	1.5	7.6	24.0
Medn	8	3	0	0	0	0	0	0	0	0	0	7	23
StDv	7.0	4.8	1.6	0.2	0.0	0.0	0.0	0.0	0.0	0.3	2.5	5.9	13.3

# ANNUAL FREQUENCY OF DAILY MAXIMUM TEMPERATURES OF 32F OR LOWER (GRAPHED) ELKO



Note: Data may have been affected by the relocation of the observing site from downtown Elko to Elko Regional Airport in December 1930. Data may have also been affected by the change from a voluntary, part-time observer program to a paid, full-time observer program which also occurred in December 1930. Use graph with caution.

# EARLIEST AND LATEST DAILY MINIMUM TEMPERATURE OCCURRANCES ELKO

Note: Periods with incomplete data are listed with a dash (-)

Daily Minimum Of 32F Or Lower				Daily Minimum Of 0F Or Lower			
Year	Last	First	Length	Year	Last	First	Length
1888	Miss	Miss	-	1888	Miss	Miss	-
1889	May 18	Aug 25	98	1889	Feb 20	Jan 4	317
1890	Jul 11	Aug 23	42	1890	Miss	Miss	-
1891	Miss	Miss	-	1891	Miss	Miss	-
1892	Jul 28	Aug 28	30	1892	Miss	Miss	-
1893	Miss	Miss	-	1893	Miss	Miss	-
1894	Miss	Miss	-	1894	Miss	Miss	-
1895	Jun 22	Aug 9	47	1895	Feb 19	Nov 5	258
1896	Miss	Miss	-	1896	Miss	Miss	-
1897	Miss	Miss	-	1897	Miss	Miss	-
1898	Miss	Aug 7	-	1898	Miss	Nov 10	-
1899	Jun 22	Aug 22	60	1899	Feb 7	Dec 6	301
1900	May 16	Sep 12	118	1900	Dec 27	Dec 31	368
1901	Jul 11	Aug 28	47	1901	Feb 13	Jan 14	334
1902	Jun 4	Aug 31	87	1902	Feb 3	Miss	-
1903	Miss	Sep 8	-	1903	Miss	Dec 5	-
1904	Jun 24	Sep 27	94	1904	Feb 10	Miss	-
1905	Miss	Miss	-	1905	Miss	Miss	-
1906	Miss	Miss	-	1906	Miss	Miss	-
1907	Miss	Miss	-	1907	Miss	Miss	-
1908	Miss	Miss	-	1908	Miss	Miss	-
1909	Jul 27	Sep 1	35	1909	Miss	Nov 11	-
1910	Jun 9	Aug 18	69	1910	Feb 16	Miss	-
1911	Jul 9	Aug 20	41	1911	Miss	Nov 12	-
1912	Jun 16	Aug 19	63	1912	Jan 8	Dec 20	346
1913	Jul 14	Sep 22	69	1913	Feb 20	Dec 5	287
1914	Jun 22	Sep 5	74	1914	Feb 6	Dec 7	303
1915	Jun 15	Sep 3	79	1915	Jan 24	Dec 19	328
1916	Jul 20	Aug 19	29	1916	Jan 31	Nov 12	285
1917	Jun 11	Aug 7	56	1917	Mar 22	Jan 10	293
1918	May 31	Sep 24	115	1918	Feb 16	Nov 26	282
1919	Jun 12	Aug 11	59	1919	Jan 14	Nov 28	317
1920	Jun 2	Sep 11	100	1920	Jan 14	Dec 15	335
1921	Jul 3	Sep 4	62	1921	Feb 22	Jan 3	314
1922	May 27	Sep 7	102	1922	Mar 12	Feb 1	325
1923	Jun 13	Sep 18	96	1923	Feb 15	Dec 10	297
1924	Jun 20	Sep 11	82	1924	Mar 24	Nov 11	231
1925	May 8	Sep 22	136	1925	Jan 20	Jan 16	360
1926	May 25	Aug 31	97	1926	Jan 27	Dec 14	320
1927	May 30	Sep 7	99	1927	Feb 11	Dec 11	302
1928	May 5	Sep 9	126	1928	Jan 22	Dec 16	328
1929	Jun 1	Sep 4	94	1929	Feb 15	Nov 21	278
1930	May 22	Sep 12	112	1930	Mar 1	Nov 14	257
1931	Jun 17	Sep 11	85	1931	Jan 25	Nov 19	297
1932	Jul 20	Aug 30	40	1932	Mar 4	Dec 6	276
1933	Jun 19	Aug 22	63	1933	Mar 5	Dec 5	274
1934	Jul 8	Sep 9	62	1934	Dec 17	Dec 29	376
1935	Jun 30	Sep 26	87	1935	Mar 10	Nov 4	238



# EARLIEST AND LATEST DAILY MINIMUM TEMPERATURE OCCURRANCES, CONTINUED

## ELKO

Note: Periods with incomplete data are listed with a dash (-)

Daily Minimum Of 32F Or Lower				Daily Minimum Of 0F Or Lower			
Year	Last	First	Length	Year	Last	First	Length
1936	May 24	Sep 14	112	1936	Apr 1	Dec 1	243
1937	Jun 18	Sep 1	74	1937	Feb 20	Jan 24	337
1938	Jun 18	Oct 3	106	1938	Mar 21	Dec 13	266
1939	Jun 20	Aug 8	48	1939	Mar 8	Dec 25	291
1940	Jun 10	Sep 5	86	1940	Jan 17	Dec 12	329
1941	Jun 25	Sep 7	73	1941	Dec 15	Nov 23	342
1942	Jun 28	Aug 28	60	1942	Feb 23	Nov 21	270
1943	Jun 26	Aug 30	64	1943	Feb 10	Jan 3	326
1944	Jun 11	Aug 25	74	1944	Feb 16	Nov 17	274
1945	Jun 28	Aug 26	58	1945	Jan 29	Dec 8	312
1946	Jun 24	Sep 8	75	1946	Feb 14	Dec 31	319
1947	Jun 30	Aug 23	53	1947	Jan 19	Nov 22	306
1948	Jul 29	Sep 25	57	1948	Feb 12	Dec 22	313
1949	Jun 3	Sep 6	94	1949	Feb 26	Dec 11	287
1950	Jun 25	Sep 13	79	1950	Feb 3	Jan 7	337
1951	Jun 9	Sep 12	94	1951	Jan 31	Dec 7	309
1952	Jun 13	Sep 11	89	1952	Mar 22	Nov 24	246
1953	Jun 25	Sep 3	69	1953	Dec 24	Dec 8	348
1954	Jun 11	Aug 16	65	1954	Jan 26	Dec 19	326
1955	Jun 2	Sep 16	105	1955	Feb 20	Nov 14	266
1956	Jun 16	Aug 3	47	1956	Mar 7	Nov 20	257
1957	Jun 17	Sep 9	83	1957	Feb 5	Jan 14	342
1958	Jun 9	Sep 13	95	1958	Jan 23	Nov 17	297
1959	May 30	Aug 29	90	1959	Feb 13	Dec 5	294
1960	Jun 21	Aug 23	62	1960	Jan 20	Dec 6	320
1961	May 16	Sep 3	109	1961	Jan 28	Nov 21	296
1962	Jun 7	Aug 31	84	1962	Feb 2	Dec 24	324
1963	Jun 30	Aug 26	56	1963	Jan 28	Dec 10	315
1964	May 23	Aug 20	88	1964	Feb 26	Nov 17	264
1965	May 27	Aug 31	95	1965	Feb 11	Nov 28	289
1966	Jun 5	Oct 3	119	1966	Mar 4	Dec 9	279
1967	Jun 2	Sep 13	102	1967	Jan 10	Dec 6	329
1968	Jun 30	Sep 16	77	1968	Feb 1	Dec 21	323
1969	May 5	Oct 3	150	1969	Feb 8	Dec 28	322
1970	Jun 11	Sep 13	93	1970	Jan 7	Dec 18	344
1971	May 31	Sep 4	95	1971	Mar 2	Dec 7	279
1972	May 22	Sep 13	113	1972	Feb 3	Dec 5	305
1973	Jun 18	Sep 2	75	1973	Feb 2	Jan 2	333
1974	Jun 8	Sep 12	95	1974	Jan 2	Dec 29	360
1975	May 26	Sep 2	98	1975	Feb 5	Dec 14	311
1976	Jun 26	Sep 8	73	1976	Jan 2	Nov 27	329
1977	May 21	Sep 22	123	1977	Jan 10	Nov 20	313
1978	May 17	Sep 12	117	1978	Nov 20	Dec 7	381
1979	Jun 9	Oct 16	128	1979	Feb 3	Jan 29	359
1980	Apr 19	Sep 22	155	1980	Jan 31	Never	>365
1981	Jun 15	Sep 22	98	1981	Never	Jan 5	>365
1982	May 28	Sep 11	105	1982	Feb 7	Feb 2	359
1983	Jun 13	Sep 20	98	1983	Feb 5	Dec 28	325

# EARLIEST AND LATEST DAILY MINIMUM TEMPERATURE OCCURRANCES, CONTINUED

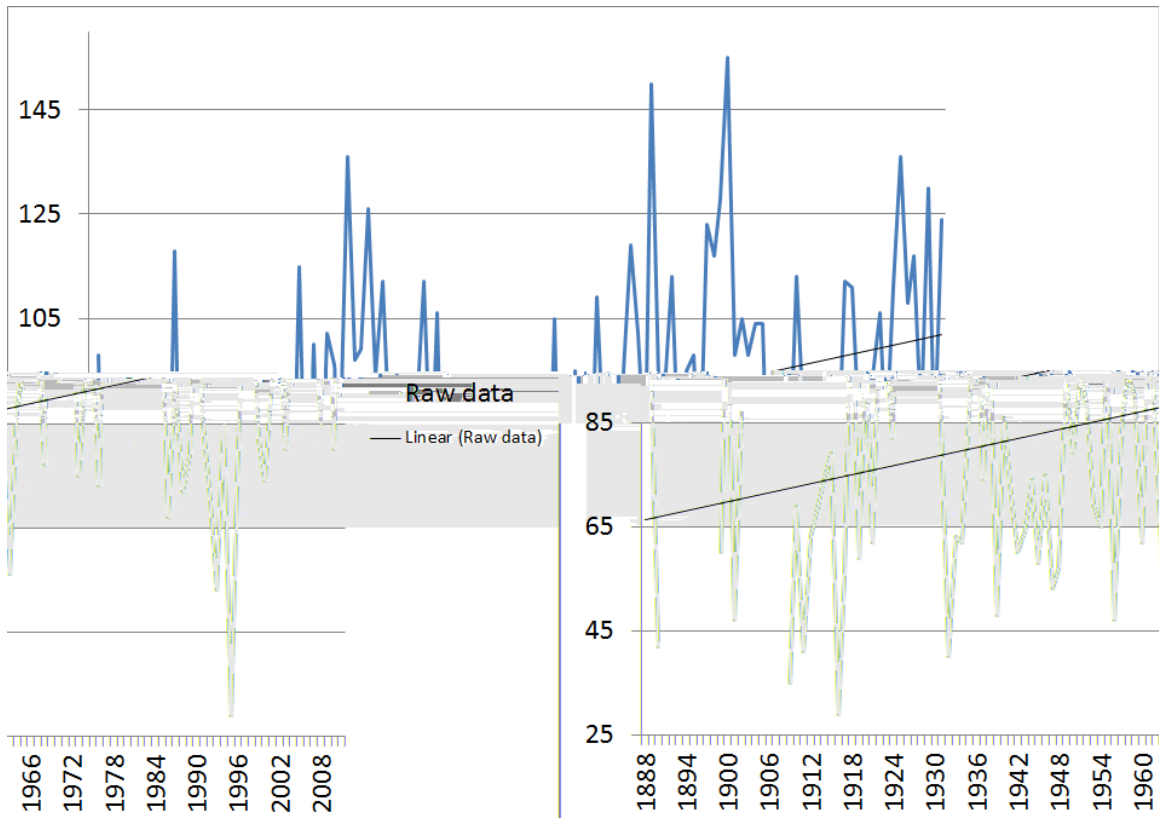
## ELKO

Note: Periods with incomplete data are listed with a dash (-)

Daily Minimum Of 32F Or Lower				Daily Minimum Of 0F Or Lower			
Year	Last	First	Length	Year	Last	First	Length
1984	Jun 9	Sep 22	104	1984	Feb 20	Dec 13	296
1985	May 30	Sep 12	104	1985	Feb 5	Nov 18	285
1986	Jul 5	Sep 11	67	1986	Dec 21	Dec 10	353
1987	Jun 1	Sep 4	94	1987	Feb 26	Dec 14	290
1988	Jun 30	Sep 11	72	1988	Feb 6	Dec 26	323
1989	Jun 22	Sep 10	79	1989	Feb 15	Jan 3	321
1990	May 25	Sep 16	113	1990	Feb 20	Dec 14	296
1991	Jun 21	Sep 15	85	1991	Jan 29	Jan 8	343
1992	Jun 13	Aug 23	70	1992	Jan 21	Nov 25	308
1993	Jun 24	Aug 17	53	1993	Mar 1	Nov 19	262
1994	Jun 16	Sep 10	85	1994	Feb 12	Nov 17	277
1995	Jul 31	Aug 30	29	1995	Feb 15	Nov 2	259
1996	May 24	Aug 7	74	1996	Feb 3	Jan 24	355
1997	May 26	Sep 16	112	1997	Jan 24	Dec 23	332
1998	May 30	Sep 19	111	1998	Dec 26	Dec 5	343
1999	Jun 9	Aug 31	82	1999	Feb 11	Dec 14	305
2000	Jun 20	Sep 3	74	2000	Jan 6	Jan 15	374
2001	Jun 4	Sep 7	94	2001	Feb 15	Nov 27	284
2002	Jun 11	Sep 26	106	2002	Feb 6	Nov 1	267
2003	Jun 24	Sep 13	80	2003	Nov 2	Jan 3	426
2004	May 26	Sep 15	111	2004	Feb 13	Nov 29	289
2005	Apr 29	Sep 13	136	2005	Feb 9	Never	>365
2006	May 30	Sep 16	108	2006	Never	Nov 29	>365
2007	May 29	Sep 24	117	2007	Jan 23	Dec 22	332
2008	Jun 8	Sep 2	85	2008	Feb 5	Dec 17	315
2009	May 13	Sep 21	130	2009	Jan 4	Dec 3	332
2010	Jun 17	Sep 6	80	2010	Dec 31	Nov 23	326
2011	Jun 3	Oct 6	124	2011	Jan 11	Dec 5	327

Daily Minimum Of 32F Or Lower				Daily Minimum Of 0F Or Lower			
Stat	Last	First	Length	Stat	Last	First	Length
Earliest	Apr 19	Aug 3		Earliest	Never	Nov 1	
Max			155	Max			>365
Latest	Jul 31	Oct 16		Latest	Apr 1	Never	
Min			29	Min			231
Mean	Jun 12	Sep 6	85.6	Mean	Feb 4	Dec 11	312.4
Medn			86	Medn			315
StDv			26.2	StDv			35.4

# LENGTH OF PERIOD BETWEEN LAST AND FIRST MINIMUM TEMPERATURE OF 32F (GRAPHED) ELKO



Note: Data may have been affected by the relocation of the observing site from downtown Elko to Elko Regional Airport in December 1930. Data may have also been affected by the change from a voluntary, part-time observer program to a paid, full-time observer program which also occurred in December 1930. Use graph with caution.

# EARLIEST AND LATEST DAILY MAXIMUM TEMPERATURE OCCURRANCES ELKO

Note: Periods with incomplete data are listed with a dash (-)

Daily Maximum Of 90F Or Higher				Daily Maximum Of 32F Or Lower			
Year	First	Last	Length	Year	Last	First	Length
1888	Miss	Miss	-	1893	Miss	Miss	-
1889	Miss	Miss	-	1894	Miss	Miss	-
1890	May 26	Miss	-	1890	Mar 10	Miss	-
1891	Miss	Sep 12	-	1891	Miss	Dec 2	-
1892	Miss	Miss	-	1892	Miss	Miss	-
1893	Miss	Miss	-	1893	Miss	Miss	-
1894	Miss	Miss	-	1894	Miss	Miss	-
1895	Jun 22	Aug 25	63	1895	Feb 20	Dec 22	304
1896	Miss	Miss	-	1896	Miss	Miss	-
1897	Miss	Miss	-	1897	Miss	Dec 2	-
1898	Miss	Aug 27	-	1898	Jan 30	Dec 6	309
1899	Jun 17	Jul 30	42	1899	Feb 6	Dec 19	315
1900	Jun 7	Aug 18	71	1900	Dec 20	Jan 1	376
1901	Jun 29	Aug 18	49	1901	Feb 1	Jan 25	357
1902	Jun 10	Miss	-	1902	Jan 31	Miss	-
1903	Jun 8	Sep 4	87	1903	Mar 7	Never	>365
1904	Jun 12	Miss	-	1904	Never	Miss	-
1905	Miss	Miss	-	1905	Miss	Miss	-
1906	Miss	Miss	-	1906	Miss	Miss	-
1907	Miss	Miss	-	1907	Miss	Miss	-
1908	Miss	Miss	-	1908	Miss	Miss	-
1909	Miss	Sep 3	-	1909	Miss	Dec 3	-
1910	May 30	Sep 9	101	1910	Feb 22	Jan 2	313
1911	Miss	Sep 1	-	1911	Miss	Nov 11	-
1912	Jul 10	Aug 26	46	1912	Feb 24	Dec 20	299
1913	May 8	Sep 21	135	1913	Mar 25	Dec 5	254
1914	May 31	Aug 24	84	1914	Feb 8	Nov 30	294
1915	Jun 22	Aug 31	69	1915	Jan 24	Dec 15	324
1916	Jun 16	Sep 2	77	1916	Mar 1	Nov 12	255
1917	Jun 8	Sep 4	87	1917	Mar 16	Jan 10	299
1918	Jun 6	Sep 1	86	1918	Feb 15	Nov 27	284
1919	May 18	Aug 29	102	1919	Mar 9	Nov 27	262
1920	Jun 21	Sep 17	87	1920	Jan 10	Dec 15	339
1921	Jun 10	Aug 29	79	1921	Feb 8	Dec 29	323
1922	Jun 19	Sep 20	92	1922	Mar 11	Dec 8	271
1923	Jun 28	Sep 11	74	1923	Feb 12	Dec 8	298
1924	Jun 3	Sep 16	104	1924	Jan 21	Nov 13	296
1925	Jun 20	Aug 20	60	1925	Jan 22	Jan 20	362
1926	Jun 4	Aug 26	82	1926	Jan 20	Dec 13	326
1927	May 16	Sep 20	126	1927	Feb 11	Dec 7	298
1928	Jun 24	Sep 17	84	1928	Feb 15	Dec 15	303
1929	Jun 24	Sep 19	86	1929	Feb 25	Jan 8	316
1930	Jun 11	Aug 30	79	1930	Feb 28	Nov 14	258
1931	Jun 14	Sep 4	81	1931	Jan 25	Nov 16	294
1932	Jun 21	Sep 6	76	1932	Mar 4	Dec 8	278
1933	Jun 11	Sep 3	83	1933	Mar 5	Dec 5	274
1934	Jun 30	Sep 6	67	1934	Dec 17	Nov 28	345
1935	Jun 19	Sep 18	90	1935	Mar 9	Oct 30	234

# EARLIEST AND LATEST DAILY MAXIMUM TEMPERATURE OCCURRANCES, CONTINUED

## ELKO

Note: Periods with incomplete data are listed with a dash (-)

Daily Maximum Of 90F Or Higher				Daily Maximum Of 32F Or Lower			
Year	First	Last	Length	Year	Last	First	Length
1936	May 13	Sep 1	110	1936	Apr 1	Nov 2	214
1937	Jun 20	Sep 18	89	1937	Feb 10	Dec 23	315
1938	Jun 25	Sep 3	69	1938	Mar 29	Nov 11	226
1939	May 29	Sep 20	113	1939	Mar 4	Nov 29	269
1940	Jun 11	Aug 30	79	1940	Jan 22	Dec 11	323
1941	Jun 22	Aug 7	45	1941	Jan 15	Nov 18	306
1942	Jul 1	Sep 2	62	1942	Feb 26	Dec 26	302
1943	Jul 5	Sep 15	71	1943	Feb 9	Nov 26	289
1944	Jun 29	Sep 12	74	1944	Mar 14	Nov 14	244
1945	Jul 3	Sep 11	69	1945	Mar 5	Dec 8	277
1946	Jun 30	Sep 13	74	1946	Feb 12	Dec 17	307
1947	Jun 15	Sep 6	82	1947	Jan 29	Nov 5	279
1948	Jun 29	Sep 14	76	1948	Mar 10	Nov 7	241
1949	Jun 10	Sep 23	104	1949	Feb 26	Oct 19	234
1950	Jun 28	Sep 5	68	1950	Feb 3	Dec 31	330
1951	Jun 16	Sep 16	91	1951	Mar 3	Dec 2	273
1952	Jul 4	Sep 19	76	1952	Mar 22	Nov 26	248
1953	Jul 2	Sep 14	73	1953	Mar 2	Dec 4	276
1954	May 19	Sep 1	104	1954	Mar 12	Dec 8	270
1955	Jun 7	Sep 11	95	1955	Mar 20	Nov 14	238
1956	Jun 27	Sep 18	82	1956	Mar 11	Nov 14	247
1957	Jun 28	Sep 7	70	1957	Feb 4	Dec 23	321
1958	Jun 21	Sep 7	77	1958	Jan 23	Nov 15	295
1959	Jun 11	Sep 10	90	1959	Feb 13	Dec 13	302
1960	Jun 13	Aug 21	68	1960	Feb 29	Dec 4	278
1961	Jun 16	Aug 22	66	1961	Dec 7	Nov 16	343
1962	Jun 24	Sep 18	85	1962	Mar 13	Nov 17	248
1963	Jul 1	Sep 11	71	1963	Jan 19	Nov 21	305
1964	Jun 25	Aug 25	60	1964	Mar 8	Nov 13	249
1965	Jul 6	Aug 27	51	1965	Feb 11	Nov 28	289
1966	May 26	Sep 23	119	1966	Mar 4	Dec 9	279
1967	Jun 18	Sep 21	94	1967	Feb 15	Dec 2	289
1968	May 28	Sep 13	107	1968	Feb 1	Dec 19	321
1969	Jun 4	Sep 7	94	1969	Mar 9	Dec 6	271
1970	Jun 21	Aug 26	65	1970	Jan 28	Dec 17	322
1971	Jun 21	Aug 26	65	1971	Mar 5	Oct 28	236
1972	Jun 29	Aug 11	42	1972	Feb 25	Oct 29	246
1973	Jun 8	Sep 5	88	1973	Feb 2	Nov 20	290
1974	Jun 11	Sep 3	83	1974	Mar 4	Dec 13	283
1975	Jul 2	Aug 11	39	1975	Apr 7	Nov 28	234
1976	Jun 19	Sep 5	77	1976	Mar 4	Nov 26	266
1977	May 31	Sep 11	102	1977	Mar 1	Nov 19	262
1978	Jul 9	Sep 4	56	1978	Feb 16	Nov 10	266
1979	May 22	Sep 21	121	1979	Feb 3	Nov 27	296
1980	Jun 17	Sep 30	104	1980	Jan 31	Dec 8	311
1981	Jun 5	Sep 18	104	1981	Dec 8	Dec 22	378
1982	Jun 26	Sep 8	73	1982	Feb 10	Dec 7	299
1983	May 28	Sep 13	107	1983	Feb 6	Nov 21	287

# EARLIEST AND LATEST DAILY MAXIMUM TEMPERATURE OCCURRANCES, CONTINUED

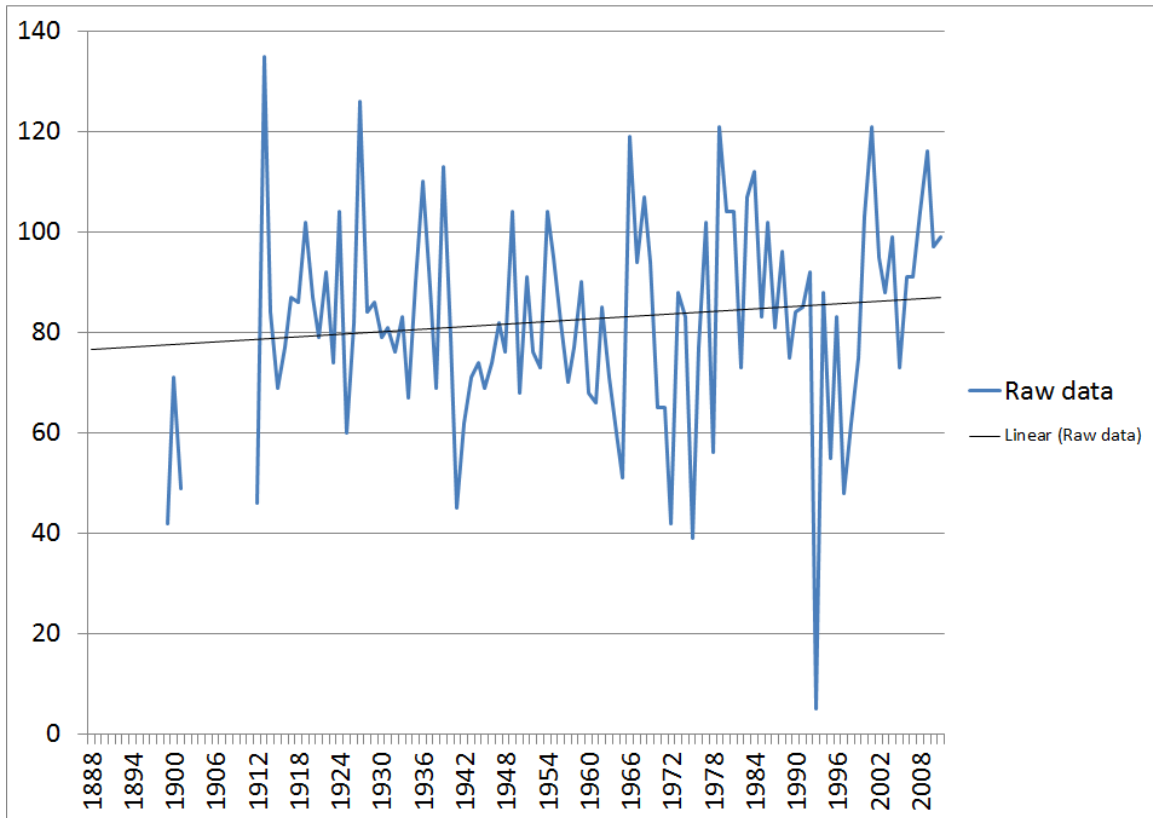
## ELKO

Note: Periods with incomplete data are listed with a dash (-)

Daily Maximum Of 90F Or Higher				Daily Maximum Of 32F Or Lower			
Year	First	Last	Length	Year	Last	First	Length
1984	May 29	Sep 19	112	1984	Feb 26	Dec 2	279
1985	Jun 7	Aug 30	83	1985	Mar 3	Nov 11	252
1986	May 26	Sep 6	102	1986	Feb 9	Dec 21	314
1987	Jun 12	Sep 2	81	1987	Feb 26	Dec 12	288
1988	Jun 3	Sep 8	96	1988	Feb 6	Nov 24	291
1989	Jun 14	Aug 29	75	1989	Mar 4	Nov 27	267
1990	Jun 21	Sep 14	84	1990	Feb 19	Nov 26	279
1991	Jun 11	Sep 5	85	1991	Jan 29	Oct 28	271
1992	Jun 21	Sep 22	92	1992	Jan 13	Nov 20	311
1993	Jul 28	Aug 3	5	1993	Mar 8	Nov 23	259
1994	Jun 11	Sep 8	88	1994	Feb 22	Nov 17	267
1995	Jul 7	Sep 1	55	1995	Jan 17	Dec 23	339
1996	Jun 7	Aug 30	83	1996	Feb 28	Nov 29	274
1997	Jul 8	Aug 26	48	1997	Mar 3	Dec 9	280
1998	Jul 2	Sep 3	62	1998	Mar 7	Dec 4	271
1999	Jun 14	Aug 29	75	1999	Feb 11	Dec 8	299
2000	Jun 4	Sep 16	103	2000	Jan 2	Nov 9	311
2001	May 24	Sep 23	121	2001	Feb 14	Nov 26	284
2002	May 30	Sep 3	95	2002	Mar 17	Dec 21	278
2003	May 28	Aug 25	88	2003	Feb 5	Nov 22	289
2004	Jun 3	Sep 11	99	2004	Feb 15	Nov 28	286
2005	Jun 20	Sep 2	73	2005	Feb 16	Nov 27	283
2006	Jun 6	Sep 6	91	2006	Mar 10	Nov 28	262
2007	Jun 3	Sep 3	91	2007	Mar 1	Dec 1	274
2008	May 17	Aug 30	104	2008	Feb 15	Dec 14	302
2009	May 18	Sep 12	116	2009	Mar 9	Dec 5	270
2010	Jun 25	Oct 1	97	2010	Jan 30	Nov 24	297
2011	Jun 22	Sep 30	99	2011	Feb 26	Dec 5	281

Daily Maximum Of 90F Or Higher				Daily Maximum Of 32F Or Lower			
Stat	First	Last	Length	Stat	Last	First	Length
Earliest	May 8	Jul 30		Earliest	Never	Oct 19	
Max			135	Max			>365
Latest	Jul 28	Oct 1		Latest	Apr 7	Never	
Min			5	Min			214
Mean	Jun 15	Sep 6	82.4	Mean			288.4
Medn			83	Medn			287
StDv			20.7	StDv			32.4

# LENGTH OF PERIOD BETWEEN FIRST AND LAST MAXIMUM TEMPERATURE OF 90F (GRAPHED) ELKO



Note: Data may have been affected by the relocation of the observing site from downtown Elko to Elko Regional Airport in December 1930. Data may have also been affected by the change from a voluntary, part-time observer program to a paid, full-time observer program which also occurred in December 1930. Use graph with caution.

# 10 LONGEST CONTINUOUS STRETCHES OF EXTREME DAILY MAXIMUM AND MINIMUM TEMPERATURES ELKO

## Daily Maximum Of 90F Or Higher

First	Last	Days
Jun 14 1917	Sep 4 1917	83
Jun 19 1919	Aug 29 1919	72
Jul 12 1892	Aug 24 1892	44
Jul 13 1895	Aug 25 1895	43
Jul 12 1903	Aug 22 1903	41
Jul 18 1920	Aug 18 1920	32
Jul 18 1904	Aug 18 1904	32
Jul 9 1901	Aug 9 1901	32
Jul 1 1968	Jul 31 1968	30
Jul 7 1961	Aug 5 1961	30

## Daily Maximum Of 32F Or Lower

First	Last	Days
Dec 19 1990	Jan 6 1991	19
Dec 26 1936	Jan 13 1937	19
Jan 28 1933	Feb 15 1933	19
Dec 15 1966	Dec 31 1966	17
Dec 3 1944	Dec 19 1944	17
Dec 15 1930	Dec 31 1930	17
Jan 11 2004	Jan 26 2004	16
Jan 9 1917	Jan 24 1917	16
Dec 12 1992	Dec 26 1992	15
Jan 22 1949	Feb 5 1949	15
Feb 14 1932	Feb 28 1932	15

## Daily Minimum Of 32F Or Lower

First	Last	Days
Oct 13 1916	Apr 23 1917	193
Nov 9 1963	Mar 30 1964	143
Nov 12 1919	Apr 1 1920	142
Nov 26 1913	Apr 14 1914	140
Oct 28 1986	Mar 4 1987	128
Oct 26 1989	Mar 1 1990	127
Nov 11 1912	Mar 17 1913	127
Oct 18 1895	Feb 19 1896	125
Oct 27 1940	Feb 20 1941	117
Nov 15 1931	Mar 9 1932	116

## Daily Minimum Of 0F Or Lower

First	Last	Days
Jan 20 1889	Feb 6 1889	18
Jan 4 1917	Jan 20 1917	17
Dec 4 1944	Dec 18 1944	15
Jan 3 1922	Jan 16 1922	14
Feb 14 1932	Feb 26 1932	13
Dec 25 1895	Jan 5 1896	12
Dec 26 1990	Jan 6 1991	11
Jan 7 1987	Jan 17 1987	11
Dec 18 1966	Dec 28 1966	11
Dec 20 1914	Dec 30 1914	11



# TOTAL MONTHLY AND ANNUAL PRECIPITATION ELKO

Note: Periods with incomplete data are listed with a dash (-)

Year	Jan	Feb	Mar	Apr	May	Jun	Jul	Aug	Sep	Oct	Nov	Dec	Annual
1888	-	0.54	0.52	0.85	0.72	0.06	0.98	-	-	-	0.51	1.26	-
1889	0.70	T	0.92	0.05	2.08	0.70	-	-	-	2.90	0.81	3.69	-
1890	5.53	2.33	2.92	1.14	1.90	-	0.77	-	-	-	-	-	-
1891	0.15	-	-	-	-	2.21	-	-	-	-	-	5.46	-
1892	0.04	-	0.77	-	-	2.65	-	-	-	-	-	1.08	-
1893	1.50	0.43	0.99	0.80	0.00	-	-	0.00	0.60	0.00	0.00	0.70	-
1894	2.75	1.00	-	-	-	1.49	1.19	-	0.11	-	0.00	3.24	-
1895	1.39	0.60	0.32	0.10	1.50	T	T	1.60	0.95	T	0.51	1.00	7.97
1896	3.35	0.05	-	0.50	-	-	-	-	-	-	1.40	T	-
1897	0.29	-	-	0.60	T	-	0.21	-	T	2.10	1.37	1.15	-
1898	0.78	0.04	0.55	1.40	2.76	-	T	0.50	0.12	0.90	2.06	0.99	-
1899	1.79	0.67	-	0.10	0.42	2.00	T	3.10	T	0.75	0.75	1.75	-
1900	1.55	1.50	0.23	3.94	1.37	1.04	0.10	0.00	0.10	2.10	3.53	0.12	15.58
1901	1.05	5.50	0.34	0.33	0.45	T	0.50	2.05	T	1.45	0.80	2.39	14.86
1902	0.80	4.21	3.75	1.45	-	0.05	-	0.10	0.00	T	-	0.00	-
1903	-	0.12	2.80	0.50	1.20	1.60	0.00	T	0.15	0.05	2.05	0.35	-
1904	1.70	2.20	3.85	1.10	1.55	T	1.90	0.95	1.79	-	-	1.60	-
1905	0.25	0.77	-	0.23	2.57	0.50	0.06	0.20	0.30	0.00	-	0.55	-
1906	3.90	-	1.17	-	1.42	0.56	0.06	0.06	0.34	T	0.23	0.40	-
1907	1.25	0.81	1.86	0.28	T	1.74	0.00	0.25	0.37	-	-	-	-
1908	1.00	0.65	0.65	0.02	0.43	0.04	0.35	0.03	1.20	0.33	-	-	-
1909	-	0.27	0.30	0.00	0.31	0.38	0.30	0.00	0.22	1.02	-	-	-
1910	0.43	0.84	0.06	0.42	0.24	0.06	1.71	T	0.21	0.27	0.08	0.27	4.59
1911	-	-	-	0.18	0.42	-	-	T	T	-	-	0.88	-
1912	0.46	0.26	-	-	-	1.02	1.25	0.59	0.40	2.24	0.89	0.26	-
1913	0.49	0.31	0.33	0.30	1.27	4.08	1.10	T	0.89	0.37	1.67	-	-
1914	2.56	0.69	0.23	1.25	0.66	1.32	0.33	0.00	0.93	1.25	T	0.64	9.86
1915	T	1.33	0.26	1.33	0.69	0.23	0.07	T	0.93	0.00	0.43	1.25	6.52
1916	5.71	1.83	2.20	T	0.50	0.00	0.30	0.25	0.20	1.98	0.59	1.50	15.06
1917	1.10	1.30	0.98	0.20	3.55	0.30	1.05	T	0.20	0.00	0.50	T	9.18
1918	1.36	1.85	0.17	0.55	0.10	1.70	0.10	0.30	0.40	0.90	0.80	0.50	8.73
1919	T	1.35	0.55	0.10	0.20	0.00	0.00	0.00	0.15	0.80	0.30	0.90	4.35
1920	T	0.50	1.30	1.10	0.20	0.10	T	T	0.20	1.50	0.95	1.10	6.95
1921	0.90	1.38	0.30	0.80	1.55	0.30	0.20	0.10	0.30	0.40	0.65	2.75	9.63
1922	0.85	2.55	0.50	0.40	1.15	0.30	0.25	0.54	0.00	0.50	1.05	1.00	9.09
1923	0.43	0.50	0.25	0.85	0.90	0.85	T	0.55	1.00	0.35	0.10	0.50	6.28
1924	0.30	0.30	0.60	T	0.02	0.00	T	T	0.25	0.60	0.20	2.50	4.77
1925	0.70	0.55	0.50	3.75	0.55	1.00	0.55	0.20	1.19	0.30	0.39	0.87	10.55
1926	0.88	1.32	0.10	1.16	0.19	0.85	0.53	T	0.10	0.05	1.52	0.80	7.50
1927	0.53	1.50	0.26	0.53	1.35	0.22	T	0.10	0.07	1.15	0.82	1.22	7.75
1928	1.03	0.12	1.54	0.22	0.45	0.70	0.15	T	0.00	0.28	0.28	0.40	5.17
1929	1.55	0.38	0.87	1.50	0.08	1.05	T	T	0.68	T	0.00	0.73	6.84
1930	3.27	0.94	0.33	0.72	2.13	0.12	0.22	0.44	1.01	1.30	2.80	0.02	13.30
1931	0.15	0.08	0.45	0.18	0.33	0.31	0.06	0.60	0.60	0.27	1.41	1.63	6.07
1932	2.28	2.39	0.69	0.92	1.04	1.89	0.76	0.23	0.04	0.44	0.12	1.43	12.23
1933	2.01	0.88	0.46	0.61	0.74	0.06	0.19	T	0.37	0.04	0.04	1.25	6.65
1934	0.47	1.69	0.39	0.20	0.09	0.70	0.01	T	0.07	0.40	1.85	0.85	6.72
1935	0.39	0.51	0.66	2.03	2.10	0.07	0.19	0.04	0.18	0.91	0.28	0.87	8.23
1936	1.47	2.49	0.54	0.27	0.61	1.04	0.82	0.64	0.26	0.87	0.06	1.45	10.52
1937	1.06	0.86	0.83	0.19	1.33	0.57	0.44	0.01	0.02	0.37	0.94	0.50	7.12
1938	0.62	0.29	1.23	0.92	1.17	0.30	1.19	0.40	T	2.76	0.74	0.13	9.75

# TOTAL MONTHLY AND ANNUAL PRECIPITATION, CONTINUED ELKO

Note: Periods with incomplete data are listed with a dash (-)

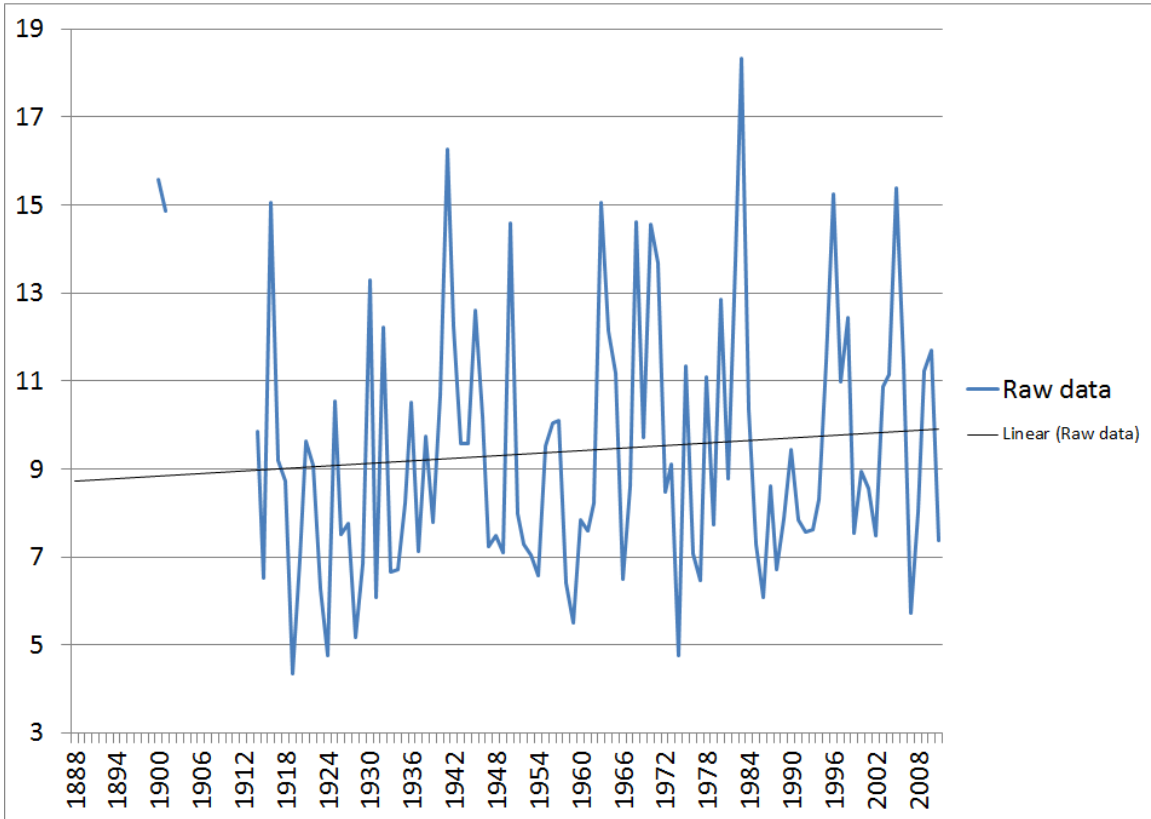
Year	Jan	Feb	Mar	Apr	May	Jun	Jul	Aug	Sep	Oct	Nov	Dec	Annual
1939	0.28	0.41	1.21	1.25	0.69	0.02	0.45	0.04	0.53	2.05	0.67	0.18	7.78
1940	1.95	0.87	1.22	1.52	0.23	1.02	T	T	1.03	0.94	0.28	1.62	10.68
1941	1.08	1.16	0.77	1.68	1.95	1.28	0.25	2.75	0.88	1.19	2.01	1.27	16.27
1942	1.42	1.15	0.57	1.63	1.44	0.13	0.14	0.13	0.02	1.13	2.77	1.73	12.26
1943	1.68	0.67	0.40	1.57	1.20	1.50	0.04	0.02	0.02	1.39	0.61	0.48	9.58
1944	0.92	0.64	0.39	1.17	0.70	2.52	0.10	0.01	0.15	0.29	2.19	0.51	9.59
1945	0.35	1.67	1.62	0.55	1.60	1.69	0.98	0.54	0.18	0.54	0.96	1.94	12.62
1946	0.64	0.28	1.47	0.30	1.95	0.03	0.93	0.26	0.36	2.68	0.68	0.60	10.18
1947	0.32	0.72	0.67	0.78	1.02	0.31	0.14	0.68	0.26	1.06	0.88	0.39	7.23
1948	0.72	0.39	0.69	1.02	0.01	1.31	0.05	0.03	1.11	0.40	0.83	0.93	7.49
1949	0.69	1.13	0.35	0.10	1.47	0.48	0.22	0.22	0.52	0.69	0.70	0.53	7.10
1950	3.24	0.20	0.91	1.03	0.49	0.35	2.35	0.05	0.59	0.84	2.17	2.38	14.60
1951	2.08	1.27	0.42	0.51	0.15	0.01	0.73	0.27	T	0.38	0.69	1.46	7.97
1952	1.58	0.97	1.39	0.87	0.43	0.44	0.25	0.01	0.40	T	0.28	0.68	7.30
1953	1.31	0.35	0.32	0.59	1.05	0.53	0.02	0.49	0.07	0.64	0.66	1.01	7.04
1954	0.65	0.50	1.72	0.60	T	1.24	0.24	T	0.02	0.09	0.72	0.80	6.58
1955	1.16	0.60	0.40	0.31	1.47	0.52	0.57	0.23	0.39	0.21	0.86	2.80	9.52
1956	3.35	0.48	0.18	1.51	1.74	0.58	0.05	T	0.02	0.97	0.08	1.08	10.04
1957	0.89	0.65	1.82	0.80	2.41	1.05	0.07	0.23	0.24	0.42	1.02	0.50	10.10
1958	0.98	1.43	0.92	0.19	0.24	0.52	0.14	0.68	0.17	T	0.51	0.62	6.40
1959	0.56	0.26	0.60	0.29	0.82	0.79	0.18	0.09	1.74	0.02	T	0.16	5.51
1960	0.62	1.13	1.63	0.94	0.50	0.04	0.49	0.32	0.04	0.45	1.28	0.40	7.84
1961	0.04	0.76	0.93	0.14	0.50	0.35	0.48	2.15	0.07	0.56	0.63	0.99	7.60
1962	0.81	1.67	0.63	0.26	2.34	1.12	0.46	0.26	0.09	0.12	0.36	0.12	8.24
1963	1.74	0.65	0.65	2.17	2.10	2.63	0.00	0.18	0.81	1.76	1.94	0.42	15.05
1964	1.27	0.10	0.97	1.14	1.15	2.24	0.18	0.10	0.14	0.48	1.07	3.30	12.14
1965	0.84	0.31	0.44	1.81	1.08	1.21	0.62	1.31	0.20	0.63	1.96	0.76	11.17
1966	0.24	0.37	0.26	0.64	0.55	0.36	0.69	0.52	0.44	0.02	0.58	1.83	6.50
1967	1.00	0.08	1.79	0.87	0.84	1.19	1.03	0.08	0.21	0.27	0.60	0.66	8.62
1968	1.16	1.45	1.12	0.53	1.15	2.60	0.04	1.94	0.36	0.79	1.56	1.93	14.63
1969	1.24	1.76	0.35	0.28	0.27	2.11	0.25	T	0.17	1.11	0.34	1.83	9.71
1970	2.36	0.40	0.50	0.37	0.37	1.29	0.48	4.61	0.52	0.64	1.32	1.70	14.56
1971	0.58	1.03	0.53	0.96	4.09	1.01	0.21	0.98	0.74	0.74	1.23	1.57	13.67
1972	0.39	0.57	0.56	0.36	0.16	1.46	T	0.29	1.01	1.92	0.98	0.77	8.47
1973	1.17	0.96	0.56	0.88	0.70	0.56	0.46	0.29	0.18	0.64	1.40	1.30	9.10
1974	0.61	0.38	0.86	0.58	T	T	0.19	0.12	0.00	1.16	0.34	0.53	4.77
1975	1.79	1.06	2.37	1.70	0.98	0.40	0.15	0.10	0.18	1.41	0.94	0.25	11.33
1976	0.35	0.66	0.23	0.65	0.50	0.64	0.44	0.91	1.84	0.58	0.26	T	7.06
1977	0.30	0.26	0.13	0.18	1.44	1.03	0.22	0.77	0.26	0.01	0.96	0.90	6.46
1978	0.68	0.97	1.88	1.98	0.25	0.18	0.58	0.02	3.22	0.23	0.58	0.52	11.09
1979	1.91	1.20	0.59	0.43	0.42	0.38	0.32	0.41	0.25	0.43	1.05	0.35	7.74
1980	3.11	1.89	0.77	1.22	3.15	0.80	0.33	0.10	0.44	0.19	0.65	0.21	12.86
1981	0.65	0.33	1.20	0.75	0.80	0.24	0.02	0.19	0.13	0.69	0.60	3.19	8.79
1982	0.82	0.65	1.94	0.50	1.04	0.54	0.69	1.24	2.55	1.11	1.78	0.86	13.72
1983	1.73	1.34	1.91	1.28	0.60	0.47	0.01	1.25	1.57	1.21	2.76	4.21	18.34
1984	0.57	0.80	1.25	1.00	0.24	1.29	1.04	0.46	0.11	1.75	1.40	0.45	10.36
1985	0.54	0.15	1.09	0.23	0.60	0.17	0.25	0.02	1.17	0.16	2.14	0.78	7.30
1986	0.18	1.86	0.52	1.17	0.75	0.39	0.12	0.02	0.81	0.04	0.13	0.09	6.08
1987	0.54	0.68	1.13	0.26	1.80	0.69	0.14	0.01	0.09	0.55	1.97	0.76	8.62

**TOTAL MONTHLY AND ANNUAL PRECIPITATION,  
CONTINUED  
ELKO**

Note: Periods with incomplete data are listed with a dash (-)

Year	Jan	Feb	Mar	Apr	May	Jun	Jul	Aug	Sep	Oct	Nov	Dec	Annual
1988	1.27	0.06	0.04	0.46	0.91	0.58	0.08	0.26	0.11	T	1.94	1.01	6.72
1989	0.46	0.93	2.39	0.28	0.36	0.50	0.18	0.52	0.69	0.27	0.79	0.51	7.88
1990	0.97	0.78	1.07	1.51	0.96	0.97	0.19	0.56	0.15	0.07	0.98	1.22	9.43
1991	0.49	0.46	0.62	0.86	1.71	0.06	0.20	0.25	0.58	1.29	1.29	0.04	7.85
1992	0.17	0.75	1.64	0.02	0.40	0.67	0.27	0.17	0.01	0.54	1.03	1.89	7.56
1993	1.98	0.93	0.68	0.24	0.44	1.43	0.36	0.09	0.41	0.76	0.07	0.22	7.61
1994	0.32	1.11	0.15	1.11	1.68	T	0.22	0.11	0.79	0.52	1.61	0.70	8.32
1995	1.56	0.33	2.04	1.15	2.35	1.66	0.24	0.02	0.31	T	0.39	1.41	11.46
1996	3.28	1.45	0.88	0.78	2.23	0.13	0.73	T	0.20	1.10	1.36	3.10	15.24
1997	2.44	0.21	0.21	0.93	0.22	1.69	1.08	1.37	0.63	0.77	1.23	0.21	10.99
1998	2.34	1.41	1.22	0.29	1.91	0.89	0.24	T	1.92	0.98	0.77	0.46	12.43
1999	1.56	0.74	0.28	1.75	0.83	1.18	T	0.19	0.02	0.52	0.41	0.07	7.55
2000	1.48	2.32	0.77	0.69	0.73	0.08	0.04	0.25	0.03	1.73	0.50	0.33	8.95
2001	0.53	0.86	1.00	1.10	0.03	0.03	1.46	0.02	0.26	0.03	1.62	1.61	8.55
2002	0.54	0.47	0.62	1.60	0.87	0.43	0.03	0.01	1.07	0.08	1.21	0.55	7.48
2003	0.95	0.55	0.48	1.66	1.68	0.01	0.92	1.69	0.20	0.05	0.71	1.96	10.86
2004	0.69	0.91	0.30	1.39	0.96	0.28	0.16	1.17	1.29	1.94	0.87	1.19	11.15
2005	2.12	0.84	1.37	1.56	1.87	0.74	0.66	0.07	0.46	1.62	1.27	2.81	15.39
2006	1.53	1.21	2.31	2.08	0.19	0.40	1.11	T	0.09	0.75	1.05	0.68	11.40
2007	0.27	1.05	0.48	0.61	0.17	0.37	0.08	0.14	0.17	1.05	0.32	1.02	5.73
2008	1.75	0.79	0.39	0.15	1.13	0.57	0.13	0.25	0.01	0.43	1.54	0.91	8.05
2009	1.28	0.59	0.78	1.83	0.47	2.94	0.20	0.68	0.27	0.49	0.01	1.68	11.22
2010	0.63	0.58	1.04	1.89	0.73	0.10	0.23	0.01	0.99	1.87	1.55	2.08	11.70
2011	0.19	0.37	1.25	1.55	1.79	0.65	0.10	0.11	0.38	0.59	0.39	T	7.37
Stat	Jan	Feb	Mar	Apr	May	Jun	Jul	Aug	Sep	Oct	Nov	Dec	Annual
Max	5.71	5.50	3.85	3.94	4.09	4.08	2.35	4.61	3.22	2.90	3.53	5.46	18.34
Min	T	T	0.04	0.00	0.00	0.00	0.00	0.00	0.00	0.00	0.00	T	4.35
Mean	1.19	0.92	0.91	0.85	0.99	0.78	0.38	0.41	0.46	0.74	0.94	1.09	9.42
Medn	0.91	0.75	0.67	0.75	0.78	0.56	0.22	0.16	0.26	0.56	0.80	0.87	8.68
StDv	1.02	0.78	0.73	0.68	0.80	0.76	0.44	0.70	0.55	0.67	0.70	0.95	2.98

# TOTAL ANNUAL PRECIPITATION (GRAPHED) ELKO



Note: Data may have been affected by the relocation of the observing site from downtown Elko to Elko Regional Airport in December 1930. Data may have also been affected by the change from a voluntary, part-time observer program to a paid, full-time observer program which also occurred in December 1930. Use graph with caution.

# 10 WETTEST MONTHS AND YEARS

## ELKO

NOTE: \* indicates value also occurred previously

<b>JANUARY</b>	<b>FEBRUARY</b>	<b>MARCH</b>	<b>APRIL</b>
5.71 in 1916	6.00 in 1901	3.75 in 1904	3.94 in 1900
5.53 in 1890	4.21 in 1902	3.75 in 1902	3.75 in 1925
3.35 in 1956	2.55 in 1922	2.92 in 1890	2.17 in 1963
3.35 in 1896	2.49 in 1936	2.80 in 1903	2.08 in 2006
3.28 in 1996	2.39 in 1932	2.75 in 1899	2.03 in 1935
3.27 in 1930	2.33 in 1890	2.39 in 1989	1.98 in 1978
3.24 in 1950	2.32 in 2000	2.37 in 1975	1.89 in 2010
3.11 in 1980	2.20 in 1904	2.31 in 2006	1.83 in 2009
2.75 in 1894	1.89 in 1980	2.20 in 1916	1.81 in 1965
2.56 in 1914	1.86 in 1986	2.04 in 1995	1.75 in 1999
<b>MAY</b>	<b>JUNE</b>	<b>JULY</b>	<b>AUGUST</b>
4.09 in 1971	4.08 in 1913	2.35 in 1950	4.61 in 1970
3.55 in 1917	2.94 in 2009	1.90 in 1904	3.10 in 1899
3.15 in 1980	2.65 in 1892	1.71 in 1910	2.75 in 1941
2.76 in 1898	2.63 in 1963	1.46 in 2001	2.15 in 1961
2.57 in 1905	2.60 in 1968	1.25 in 1912	2.05 in 1901
2.41 in 1957	2.52 in 1944	1.19 in 1938	1.94 in 1968
2.35 in 1995	2.24 in 1964	1.19 in 1894	1.69 in 2003
2.34 in 1962	2.21 in 1891	1.11 in 2006	1.60 in 1895
2.23 in 1996	2.11 in 1969	1.10 in 1913	1.37 in 1997
2.13 in 1930	2.00 in 1899	1.08 in 1997	1.31 in 1965
<b>SEPTEMBER</b>	<b>OCTOBER</b>	<b>NOVEMBER</b>	<b>DECEMBER</b>
3.22 in 1978	2.90 in 1889	3.53 in 1900	5.46 in 1891
2.55 in 1982	2.76 in 1938	2.80 in 1930	4.21 in 1983
1.92 in 1998	2.68 in 1946	2.77 in 1942	3.69 in 1889
1.84 in 1976	2.24 in 1912	2.76 in 1983	3.30 in 1964
1.79 in 1904	2.10 in 1900	2.19 in 1944	3.24 in 1894
1.74 in 1959	2.10 in 1897	2.17 in 1950	3.19 in 1981
1.57 in 1983	2.05 in 1939	2.14 in 1985	3.10 in 1996
1.29 in 2004	1.98 in 1916	2.06 in 1898	2.81 in 2005
1.19 in 1925	1.94 in 2004	2.05 in 1903	2.80 in 1955
1.17 in 1985	1.92 in 1972	2.01 in 1941	2.75 in 1921

### ANNUAL

18.34 in 1983  
 16.27 in 1941  
 15.58 in 1900  
 15.39 in 2005  
 15.36 in 1901  
 15.24 in 1996  
 15.05 in 1963  
 15.04 in 1904  
 14.86 in 1916  
 14.63 in 1968

# 10 DRIEST MONTHS AND YEARS

## ELKO

NOTE: \* indicates value also occurred previously

<b>JANUARY</b>	<b>FEBRUARY</b>	<b>MARCH</b>	<b>APRIL</b>
Trace in 1920	Trace in 1889	0.04 in 1988	0.00 in 1909
Trace in 1919	0.04 in 1898	0.06 in 1910	Trace in 1924
Trace in 1915	0.05 in 1896	0.10 in 1926	Trace in 1916
0.04 in 1961	0.06 in 1988	0.13 in 1977	0.02 in 1992
0.04 in 1892	0.08 in 1967	0.15 in 1994	0.05 in 1889
0.15 in 1931	0.08 in 1931	0.17 in 1918	0.10 in 1949
0.15 in 1891	0.10 in 1964	0.18 in 1956	0.10 in 1919
0.17 in 1992	0.12 in 1928	0.21 in 1997	0.10 in 1899
0.18 in 1986	0.12 in 1903	0.23 in 1976	0.10 in 1895
0.19 in 2011	0.15 in 1985	0.23 in 1914*	0.14 in 1961
<b>MAY</b>	<b>JUNE</b>	<b>JULY</b>	<b>AUGUST</b>
0.00 in 1893	0.00 in 1924	0.00 in 1963	0.00 in 1919
Trace in 1974	0.00 in 1919	0.00 in 1919	0.00 in 1914
Trace in 1954	0.00 in 1916	0.00 in 1903	0.00 in 1909
Trace in 1897	Trace in 1994	Trace in 1999	0.00 in 1900
0.01 in 1948	Trace in 1974	Trace in 1972	0.00 in 1893
0.02 in 1924	Trace in 1904	Trace in 1940	Trace in 2006
0.03 in 2001	Trace in 1901	Trace in 1929	Trace in 1998
0.08 in 1929	Trace in 1895	Trace in 1927	Trace in 1996
0.09 in 1934	0.01 in 2003	Trace in 1924	Trace in 1969
0.10 in 1918	0.01 in 1951	Trace in 1923*	Trace in 1956*
<b>SEPTEMBER</b>	<b>OCTOBER</b>	<b>NOVEMBER</b>	<b>DECEMBER</b>
0.00 in 1974	0.00 in 1917	0.00 in 1929	0.00 in 1902
0.00 in 1928	0.00 in 1915	0.00 in 1894	Trace in 2011
0.00 in 1922	0.00 in 1893	0.00 in 1893	Trace in 1976
0.00 in 1902	Trace in 1995	Trace in 1959	Trace in 1917
Trace in 1951	Trace in 1988	Trace in 1914	Trace in 1896
Trace in 1938	Trace in 1958	0.01 in 2009	0.02 in 1930
Trace in 1911	Trace in 1952	0.04 in 1933	0.04 in 1991
Trace in 1901	Trace in 1929	0.06 in 1936	0.07 in 1999
Trace in 1899	Trace in 1902	0.07 in 1993	0.09 in 1986
Trace in 1897	Trace in 1895	0.08 in 1956*	0.12 in 1962*

**ANNUAL**  
 4.35 in 1919  
 4.59 in 1910  
 4.77 in 1974  
 4.77 in 1924  
 5.12 in 1928  
 5.51 in 1959  
 5.73 in 2007  
 6.07 in 1931  
 6.08 in 1986  
 6.28 in 1923

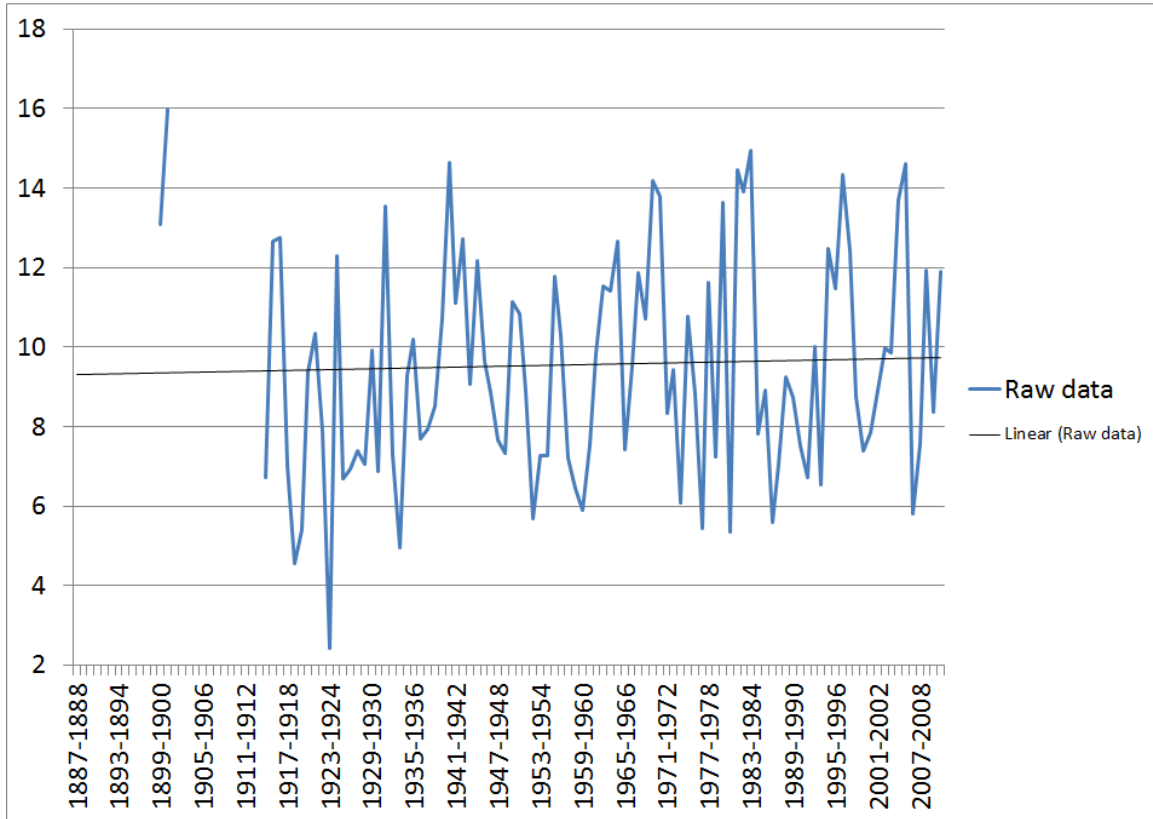
# WATER YEAR PRECIPITATION

## ELKO

Note: Periods with incomplete data are listed with a dash (-)

Season	Total	Season	Total	Season	Total
1887-1888	-	1929-1930	9.91	1971-1972	8.34
1888-1889	-	1930-1931	6.88	1972-1973	9.43
1889-1890	-	1931-1932	13.55	1973-1974	6.08
1890-1891	-	1932-1933	7.31	1974-1975	10.76
1891-1892	-	1933-1934	4.95	1975-1976	8.82
1892-1893	-	1934-1935	9.27	1976-1977	5.43
1893-1894	-	1935-1936	10.20	1977-1978	11.63
1894-1895	-	1936-1937	7.69	1978-1979	7.24
1895-1896	-	1937-1938	7.93	1979-1980	13.64
1896-1897	-	1938-1939	8.51	1980-1981	5.36
1897-1898	-	1939-1940	10.74	1981-1982	14.45
1898-1899	-	1940-1941	14.64	1982-1983	13.91
1899-1900	13.08	1941-1942	11.10	1983-1984	14.94
1900-1901	15.97	1942-1943	12.73	1984-1985	7.82
1901-1902	-	1943-1944	9.08	1985-1986	8.90
1902-1903	-	1944-1945	12.17	1986-1987	5.60
1903-1904	17.49	1945-1946	9.66	1987-1988	7.05
1904-1905	-	1946-1947	8.86	1988-1989	9.26
1905-1906	-	1947-1948	7.66	1989-1990	8.73
1906-1907	7.19	1948-1949	7.34	1990-1991	7.50
1907-1908	-	1949-1950	11.13	1991-1992	6.72
1908-1909	-	1950-1951	10.83	1992-1993	10.02
1909-1910	-	1951-1952	8.87	1993-1994	6.54
1910-1911	-	1952-1953	5.69	1994-1995	12.49
1911-1912	-	1953-1954	7.28	1995-1996	11.48
1912-1913	12.16	1954-1955	7.26	1996-1997	14.34
1913-1914	-	1955-1956	11.78	1997-1998	12.43
1914-1915	6.73	1956-1957	10.29	1998-1999	8.76
1915-1916	12.67	1957-1958	7.21	1999-2000	7.39
1916-1917	12.75	1958-1959	6.46	2000-2001	7.85
1917-1918	7.03	1959-1960	5.89	2001-2002	8.90
1918-1919	4.55	1960-1961	7.55	2002-2003	9.98
1919-1920	5.40	1961-1962	9.82	2003-2004	9.87
1920-1921	9.38	1962-1963	11.53	2004-2005	13.69
1921-1922	10.34	1963-1964	11.41	2005-2006	14.62
1922-1923	7.88	1964-1965	12.67	2006-2007	5.82
1923-1924	2.42	1965-1966	7.42	2007-2008	7.56
1924-1925	12.29	1966-1967	9.52	2008-2009	11.92
1925-1926	6.69	1967-1968	11.88	2009-2010	8.38
1926-1927	6.93	1968-1969	10.71	2010-2011	11.89
1927-1928	7.40	1969-1970	14.18		
1928-1929	7.07	1970-1971	13.79		

## WATER YEAR PRECIPITATION (GRAPHED) ELKO



Note: Data may have been affected by the relocation of the observing site from downtown Elko to Elko Regional Airport in December 1930. Data may have also been affected by the change from a voluntary, part-time observer program to a paid, full-time observer program which also occurred in December 1930. Use graph with caution.



# MONTHLY AND ANNUAL MAXIMUM DAILY PRECIPITATION ELKO

Note: Periods with incomplete data are listed with a dash (-)

Year	Jan	Feb	Mar	Apr	May	Jun	Jul	Aug	Sep	Oct	Nov	Dec	Annual
1888	-	0.25	0.32	0.70	0.41	0.06	0.80	-	-	-	0.31	0.80	-
1889	0.40	T	0.51	0.05	0.81	0.50	-	-	-	1.30	0.61	0.93	-
1890	0.90	0.83	1.09	0.61	0.66	-	0.77	-	-	-	-	-	-
1891	0.10	-	-	-	-	1.25	-	-	-	-	-	1.04	-
1892	0.04	-	0.46	-	-	0.89	-	-	-	-	-	1.08	-
1893	1.50	0.30	0.60	0.80	0.00	-	-	0.00	0.60	0.00	0.00	0.25	-
1894	1.00	0.80	-	-	-	1.12	1.09	-	0.11	-	0.00	1.30	-
1895	0.90	0.25	0.11	0.10	0.90	T	T	1.10	0.90	T	0.20	0.50	1.10
1896	1.00	0.05	-	0.30	-	-	-	-	-	-	0.90	T	-
1897	0.17	-	-	0.60	T	-	0.15	-	T	0.50	0.90	0.65	-
1898	0.56	0.04	0.28	0.60	0.66	-	T	0.50	0.12	0.50	1.50	0.55	-
1899	0.60	0.30	-	0.10	0.20	1.10	T	1.25	T	0.60	0.60	0.60	-
1900	1.00	0.75	0.20	0.90	1.12	0.84	0.10	0.00	0.10	1.10	1.10	0.05	1.12
1901	0.30	1.10	0.10	0.20	0.15	T	0.50	1.50	T	0.60	0.80	1.25	1.50
1902	0.40	1.20	1.20	1.05	-	0.05	-	0.10	0.00	T	-	0.00	-
1903	-	0.10	1.50	0.15	0.50	1.50	0.00	T	0.15	0.05	1.25	0.10	-
1904	0.50	0.75	0.60	0.25	1.05	T	1.10	0.50	0.54	-	-	1.00	-
1905	0.25	0.50	-	0.10	1.50	0.25	0.01	0.20	0.30	0.00	-	0.50	-
1906	2.40	-	0.50	-	0.50	0.25	0.01	0.06	0.25	T	0.10	0.25	-
1907	0.40	0.25	0.80	0.25	T	0.50	0.00	0.25	0.25	-	-	-	-
1908	0.40	0.20	0.30	0.02	0.20	0.02	0.25	0.01	0.80	0.20	-	-	-
1909	-	0.10	0.20	0.00	0.12	0.30	0.17	0.00	0.14	0.85	-	-	-
1910	0.36	0.26	0.06	0.17	0.09	0.06	1.03	T	0.08	0.09	0.04	0.09	1.03
1911	-	-	-	0.15	0.41	-	-	T	T	-	-	0.30	-
1912	0.16	0.10	-	-	-	0.56	0.41	0.27	0.30	1.14	0.65	0.11	-
1913	0.14	0.20	0.17	0.30	0.80	1.20	0.50	T	0.69	0.25	0.50	-	-
1914	0.70	0.25	0.23	0.36	0.36	0.32	0.13	0.00	0.53	0.37	T	0.57	0.70
1915	T	0.35	0.26	0.57	0.36	0.13	0.07	T	0.43	0.00	0.36	0.75	0.75
1916	2.00	0.75	1.05	T	0.50	0.00	0.20	0.15	0.20	1.68	0.59	0.60	2.00
1917	0.90	1.00	0.30	0.20	1.00	0.30	1.05	T	0.20	0.00	0.40	T	1.05
1918	0.70	0.75	0.10	0.50	0.10	1.00	0.10	0.20	0.20	0.30	0.80	0.50	1.00
1919	T	0.25	0.35	0.10	0.20	0.00	0.00	0.00	0.15	0.35	0.20	0.40	0.40
1920	T	0.30	0.40	0.50	0.20	0.10	T	T	0.20	0.50	0.25	0.30	0.50
1921	0.30	0.60	0.20	0.45	0.80	0.30	0.20	0.10	0.20	0.30	0.35	1.15	1.15
1922	0.55	1.70	0.20	0.20	1.15	0.20	0.25	0.25	0.00	0.50	0.30	0.55	1.70
1923	0.20	0.30	0.25	0.35	0.50	0.35	T	0.25	0.85	0.15	0.10	0.20	0.85
1924	0.30	0.15	0.25	T	0.02	0.00	T	T	0.20	0.20	0.20	1.55	1.55
1925	0.15	0.30	0.15	3.30	0.15	0.20	0.20	0.05	1.00	0.25	0.22	0.45	3.30
1926	0.35	0.86	0.05	0.42	0.12	0.78	0.33	T	0.10	0.05	0.80	0.30	0.86
1927	0.20	0.25	0.05	0.40	0.68	0.22	T	0.05	0.05	0.63	0.43	0.60	0.68
1928	0.60	0.12	0.50	0.12	0.30	0.40	0.10	T	0.00	0.08	0.10	0.10	0.60
1929	0.93	0.28	0.62	0.60	0.08	1.05	T	T	0.43	T	0.00	0.55	1.05
1930	1.10	0.62	0.21	0.50	0.45	0.12	0.22	0.15	0.50	0.85	1.33	0.01	1.33
1931	0.08	0.06	0.15	0.06	0.21	0.16	0.06	0.29	0.40	0.18	0.71	0.51	0.71
1932	0.50	0.84	0.26	0.21	0.25	0.96	0.33	0.14	0.03	0.44	0.10	0.30	0.96
1933	0.32	0.30	0.19	0.28	0.18	0.03	0.17	T	0.15	0.04	0.04	0.44	0.44
1934	0.26	0.42	0.14	0.13	0.08	0.25	0.01	T	0.04	0.23	0.41	0.22	0.42
1935	0.18	0.13	0.48	0.79	0.91	0.07	0.15	0.04	0.08	0.28	0.26	0.40	0.91
1936	0.53	0.89	0.25	0.11	0.42	0.49	0.22	0.47	0.25	0.80	0.03	0.75	0.89

# MONTHLY AND ANNUAL MAXIMUM DAILY PRECIPITATION, CONTINUED ELKO

Note: Periods with incomplete data are listed with a dash (-)

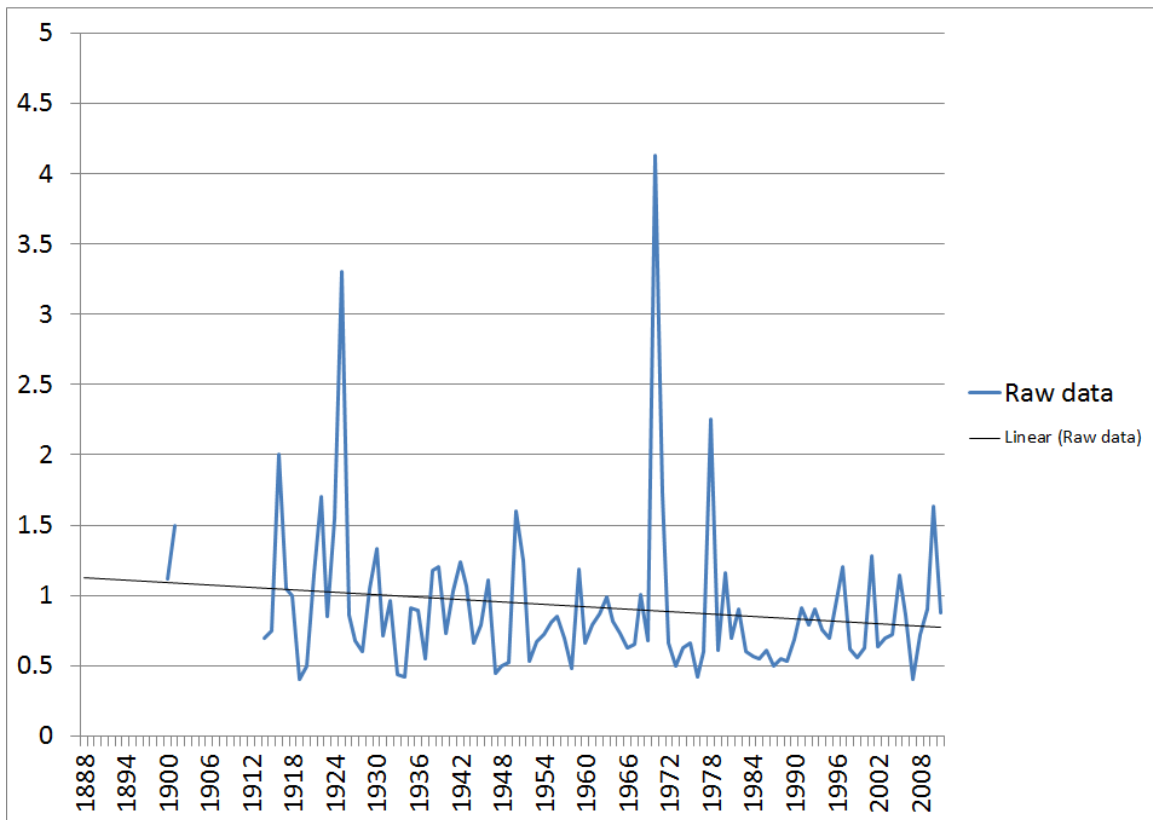
Year	Jan	Feb	Mar	Apr	May	Jun	Jul	Aug	Sep	Oct	Nov	Dec	Annual
1937	0.33	0.19	0.50	0.06	0.55	0.34	0.20	0.01	0.02	0.26	0.22	0.20	0.55
1938	0.15	0.08	0.22	0.34	0.63	0.22	0.52	0.18	T	1.18	0.23	0.06	1.18
1939	0.10	0.10	0.64	0.61	0.23	0.02	0.26	0.04	0.25	1.20	0.34	0.04	1.20
1940	0.73	0.20	0.32	0.36	0.17	0.42	T	T	0.34	0.41	0.17	0.55	0.73
1941	0.23	0.46	0.22	0.27	0.75	0.42	0.14	1.03	0.23	0.48	0.89	0.58	1.03
1942	0.38	0.49	0.20	0.74	0.54	0.06	0.13	0.13	0.02	0.82	1.24	0.95	1.24
1943	0.45	0.21	0.13	1.07	0.45	0.56	0.04	0.02	0.02	0.36	0.24	0.33	1.07
1944	0.33	0.14	0.14	0.30	0.41	0.57	0.10	0.01	0.15	0.10	0.66	0.14	0.66
1945	0.17	0.56	0.44	0.24	0.49	0.30	0.79	0.20	0.09	0.18	0.32	0.78	0.79
1946	0.20	0.16	0.62	0.15	0.41	0.03	0.39	0.18	0.24	1.11	0.29	0.32	1.11
1947	0.11	0.30	0.24	0.25	0.45	0.20	0.12	0.32	0.17	0.26	0.33	0.14	0.45
1948	0.33	0.26	0.19	0.44	0.01	0.50	0.03	0.03	0.37	0.24	0.36	0.33	0.50
1949	0.15	0.33	0.13	0.05	0.34	0.34	0.09	0.08	0.52	0.32	0.39	0.29	0.52
1950	0.92	0.13	0.40	0.58	0.21	0.17	1.04	0.04	0.15	0.24	1.25	1.60	1.60
1951	1.25	0.49	0.17	0.29	0.05	0.01	0.48	0.12	T	0.28	0.21	0.42	1.25
1952	0.53	0.18	0.26	0.51	0.21	0.20	0.20	0.01	0.28	T	0.27	0.14	0.53
1953	0.67	0.11	0.16	0.23	0.30	0.46	0.02	0.33	0.05	0.52	0.18	0.34	0.67
1954	0.45	0.35	0.50	0.26	T	0.72	0.24	T	0.02	0.09	0.55	0.31	0.72
1955	0.57	0.24	0.19	0.12	0.60	0.32	0.20	0.13	0.20	0.14	0.19	0.81	0.81
1956	0.73	0.34	0.14	0.85	0.55	0.33	0.05	T	0.02	0.48	0.06	0.56	0.85
1957	0.29	0.16	0.41	0.27	0.56	0.70	0.06	0.20	0.16	0.11	0.28	0.11	0.70
1958	0.26	0.45	0.21	0.10	0.14	0.19	0.07	0.48	0.15	T	0.35	0.28	0.48
1959	0.20	0.07	0.36	0.17	0.37	0.25	0.14	0.08	1.19	0.02	T	0.05	1.19
1960	0.21	0.66	0.48	0.44	0.20	0.02	0.15	0.13	0.01	0.41	0.26	0.21	0.66
1961	0.02	0.16	0.21	0.11	0.22	0.22	0.42	0.79	0.05	0.24	0.30	0.32	0.79
1962	0.40	0.59	0.16	0.19	0.65	0.87	0.30	0.24	0.07	0.12	0.13	0.10	0.87
1963	0.96	0.29	0.40	0.57	0.56	0.53	0.00	0.12	0.40	0.99	0.57	0.22	0.99
1964	0.30	0.04	0.39	0.42	0.26	0.82	0.15	0.06	0.14	0.34	0.33	0.72	0.82
1965	0.25	0.10	0.17	0.46	0.34	0.53	0.14	0.73	0.19	0.63	0.62	0.20	0.73
1966	0.09	0.13	0.17	0.54	0.28	0.32	0.52	0.42	0.18	0.01	0.27	0.63	0.63
1967	0.62	0.04	0.61	0.21	0.27	0.26	0.65	0.08	0.13	0.18	0.29	0.26	0.65
1968	0.73	0.45	0.40	0.19	0.43	1.01	0.04	0.99	0.26	0.65	0.37	0.60	1.01
1969	0.27	0.28	0.14	0.19	0.16	0.68	0.18	T	0.09	0.42	0.17	0.40	0.68
1970	0.86	0.19	0.18	0.11	0.12	0.25	0.26	4.13	0.33	0.42	0.27	0.48	4.13
1971	0.14	0.33	0.29	0.24	1.73	0.28	0.06	0.75	0.40	0.49	0.37	0.29	1.73
1972	0.10	0.27	0.18	0.21	0.14	0.65	T	0.23	0.27	0.66	0.34	0.20	0.66
1973	0.26	0.32	0.28	0.50	0.38	0.35	0.20	0.14	0.10	0.34	0.32	0.36	0.50
1974	0.25	0.30	0.20	0.45	T	T	0.11	0.10	0.00	0.63	0.19	0.18	0.63
1975	0.56	0.32	0.66	0.62	0.39	0.13	0.07	0.10	0.14	0.55	0.23	0.10	0.66
1976	0.14	0.34	0.08	0.30	0.24	0.37	0.22	0.42	0.41	0.41	0.26	T	0.42
1977	0.17	0.09	0.04	0.10	0.52	0.41	0.17	0.27	0.11	0.01	0.60	0.21	0.60
1978	0.32	0.27	0.41	0.44	0.10	0.10	0.50	0.02	2.25	0.23	0.18	0.22	2.25
1979	0.61	0.34	0.29	0.15	0.18	0.22	0.29	0.27	0.25	0.24	0.30	0.10	0.61
1980	1.16	0.41	0.20	0.40	0.75	0.32	0.15	0.05	0.15	0.15	0.35	0.09	1.16
1981	0.13	0.08	0.29	0.24	0.17	0.21	0.02	0.10	0.07	0.29	0.17	0.70	0.70
1982	0.24	0.32	0.44	0.26	0.77	0.12	0.28	0.90	0.58	0.39	0.71	0.51	0.90
1983	0.43	0.26	0.31	0.32	0.41	0.17	0.01	0.26	0.57	0.32	0.60	0.48	0.60
1984	0.22	0.40	0.25	0.39	0.08	0.43	0.56	0.12	0.06	0.57	0.50	0.26	0.57
1985	0.24	0.04	0.25	0.16	0.17	0.17	0.08	0.02	0.55	0.09	0.41	0.34	0.55

# MONTHLY AND ANNUAL MAXIMUM DAILY PRECIPITATION, CONTINUED ELKO

Note: Periods with incomplete data are listed with a dash (-)

Year	Jan	Feb	Mar	Apr	May	Jun	Jul	Aug	Sep	Oct	Nov	Dec	Annual
1986	0.05	0.61	0.17	0.25	0.26	0.23	0.06	0.02	0.23	0.02	0.06	0.06	0.61
1987	0.20	0.34	0.42	0.14	0.39	0.31	0.07	0.01	0.08	0.22	0.50	0.24	0.50
1988	0.39	0.05	0.03	0.15	0.43	0.39	0.07	0.26	0.08	T	0.55	0.35	0.55
1989	0.19	0.31	0.53	0.22	0.15	0.23	0.08	0.27	0.36	0.15	0.41	0.50	0.53
1990	0.40	0.40	0.35	0.47	0.29	0.64	0.13	0.36	0.07	0.04	0.69	0.41	0.69
1991	0.16	0.22	0.17	0.21	0.64	0.04	0.18	0.19	0.26	0.91	0.36	0.03	0.91
1992	0.16	0.20	0.79	0.01	0.29	0.32	0.14	0.12	0.01	0.39	0.28	0.60	0.79
1993	0.90	0.31	0.20	0.10	0.14	0.41	0.35	0.04	0.32	0.21	0.06	0.10	0.90
1994	0.08	0.32	0.08	0.34	0.55	T	0.17	0.08	0.31	0.22	0.76	0.29	0.76
1995	0.36	0.30	0.70	0.42	0.54	0.41	0.10	0.01	0.18	T	0.29	0.31	0.70
1996	0.97	0.67	0.42	0.62	0.46	0.11	0.66	T	0.07	0.86	0.64	0.88	0.97
1997	0.81	0.11	0.10	0.22	0.12	0.66	0.32	1.20	0.25	0.52	0.48	0.08	1.20
1998	0.62	0.42	0.30	0.14	0.54	0.21	0.15	T	0.59	0.39	0.34	0.20	0.62
1999	0.38	0.22	0.13	0.37	0.37	0.56	T	0.11	0.02	0.26	0.30	0.03	0.56
2000	0.63	0.46	0.23	0.57	0.19	0.05	0.04	0.12	0.02	0.63	0.27	0.09	0.63
2001	0.11	0.31	0.34	0.46	0.03	0.03	1.28	0.02	0.26	0.02	0.70	0.37	1.28
2002	0.31	0.23	0.16	0.43	0.39	0.22	0.03	0.01	0.61	0.04	0.64	0.13	0.64
2003	0.56	0.21	0.32	0.27	0.36	0.01	0.70	0.69	0.11	0.05	0.22	0.41	0.70
2004	0.32	0.21	0.28	0.53	0.48	0.11	0.06	0.42	0.72	0.47	0.38	0.38	0.72
2005	0.60	0.21	0.32	0.59	0.98	0.48	0.63	0.04	0.22	0.79	0.42	1.14	1.14
2006	0.46	0.45	0.70	0.86	0.06	0.19	0.68	T	0.06	0.21	0.67	0.40	0.86
2007	0.20	0.20	0.21	0.34	0.09	0.30	0.04	0.07	0.10	0.40	0.27	0.40	0.40
2008	0.45	0.23	0.11	0.05	0.50	0.39	0.09	0.22	0.01	0.23	0.72	0.20	0.72
2009	0.55	0.18	0.24	0.58	0.33	0.90	0.10	0.38	0.24	0.15	0.01	0.54	0.90
2010	0.15	0.34	0.27	0.70	0.22	0.10	0.19	0.01	0.59	1.63	0.26	0.36	1.63
2011	0.12	0.21	0.24	0.66	0.88	0.40	0.10	0.06	0.38	0.34	0.13	T	0.88
Stat	Jan	Feb	Mar	Apr	May	Jun	Jul	Aug	Sep	Oct	Nov	Dec	Annual
Max	2.40	1.70	1.50	3.30	1.73	1.50	1.28	4.13	2.25	1.68	1.50	1.60	4.13
Min	T	T	0.03	0.00	0.00	0.00	0.00	0.00	0.00	0.00	0.00	T	0.40
Mean	0.45	0.34	0.33	0.37	0.40	0.36	0.24	0.24	0.25	0.37	0.40	0.41	0.92
Medn	0.33	0.28	0.25	0.29	0.36	0.30	0.15	0.10	0.18	0.28	0.33	0.33	0.78
StDv	0.38	0.27	0.24	0.36	0.31	0.32	0.28	0.45	0.30	0.35	0.30	0.33	0.53

# ANNUAL MAXIMUM DAILY PRECIPITATION (GRAPHED) ELKO



Note: Data may have been affected by the relocation of the observing site from downtown Elko to Elko Regional Airport in December 1930. Data may have also been affected by the change from a voluntary, part-time observer program to a paid, full-time observer program which also occurred in December 1930. Use graph with caution.

# 10 HIGHEST ONE-DAY PRECIPITATION TOTALS, ALL-TIME AND BY MONTH ELKO

NOTE: \* indicates value also occurred previously

## JANUARY

2.00 on 1/28/1916  
2.00 on 1/19/1916  
1.50 on 1/16/1893  
1.25 on 1/18/1951  
1.16 on 1/13/1980  
1.10 on 1/16/1930  
1.00 on 1/3/1900  
1.00 on 1/14/1896  
1.00 on 1/16/1894  
0.97 on 1/24/1996

## FEBRUARY

1.70 on 2/11/1922  
1.50 on 2/18/1901  
1.20 on 2/27/1902  
1.10 on 2/16/1901  
1.00 on 2/22/1917  
0.96 on 2/24/1902  
0.90 on 2/19/1901  
0.89 on 2/2/1936  
0.86 on 2/16/1926  
0.84 on 2/1/1932

## MARCH

1.50 on 3/17/1903  
1.30 on 3/17/1899  
1.20 on 3/24/1902  
1.10 on 3/23/1899  
1.09 on 3/4/1890  
1.05 on 3/1/1916  
0.81 on 3/5/1890  
0.80 on 3/13/1902  
0.79 on 3/3/1992  
0.75 on 3/20/1916

## APRIL

3.30 on 4/22/192  
1.07 on 4/8/1943  
1.05 on 4/24/1902  
0.90 on 4/28/1900  
0.86 on 4/5/2006  
0.85 on 4/27/1956  
0.80 on 4/12/1900  
0.80 on 4/5/1893  
0.79 on 4/8/1935  
0.75 on 4/23/1900\*

## MAY

1.73 on 5/21/1971  
1.50 on 5/8/1905  
1.15 on 5/20/1922  
1.12 on 5/11/1900  
1.00 on 5/7/1917  
0.98 on 5/16/2005  
0.91 on 5/30/1935  
0.90 on 5/27/1895  
0.88 on 5/23/2011  
0.85 on 5/19/1917

## JUNE

1.50 on 6/3/1903  
1.25 on 6/2/1891  
1.20 on 6/10/1913  
1.12 on 6/10/1894  
1.10 on 6/1/1899  
1.05 on 6/16/1929  
1.01 on 6/5/1968  
1.00 on 6/21/1918  
0.96 on 6/5/1932  
0.90 on 6/20/2009\*

## JULY

1.28 on 7/8/2001  
1.10 on 7/12/1904  
1.09 on 7/14/1894  
1.05 on 7/18/1917  
1.04 on 7/7/1950  
1.03 on 7/15/1910  
0.96 on 7/1/1950  
0.80 on 7/22/1888  
0.79 on 7/9/1945  
0.77 on 7/18/1890

## AUGUST

4.13 on 8/27/1970  
1.50 on 8/1/1901  
1.25 on 8/8/1899  
1.20 on 8/11/1997  
1.10 on 8/3/1899  
1.10 on 8/27/1895  
1.03 on 8/11/1941  
0.99 on 8/20/1968  
0.90 on 8/28/1982  
0.79 on 8/6/1961

## SEPTEMBER

2.25 on 9/5/1978  
1.19 on 9/14/1959  
1.00 on 9/21/1925  
0.90 on 9/13/1895  
0.85 on 9/23/1923  
0.72 on 9/19/2004  
0.69 on 9/2/1913  
0.61 on 9/6/2002  
0.60 on 9/29/1893  
0.59 on 9/9/2010\*

## OCTOBER

1.63 on 10/24/2010  
1.30 on 10/22/1889  
1.20 on 10/3/1939  
1.18 on 10/9/1938  
1.14 on 10/5/1912  
1.11 on 10/1/1946  
1.10 on 10/31/1900  
0.99 on 10/12/1963  
0.91 on 10/26/1991  
0.86 on 10/24/1996

## NOVEMBER

1.50 on 11/29/1898  
1.33 on 11/16/1930  
1.25 on 11/18/1950  
1.25 on 11/12/1903  
1.24 on 11/17/1942  
1.10 on 11/22/1900  
1.05 on 11/14/1930  
0.90 on 11/21/1897  
0.90 on 11/23/1896  
0.89 on 11/17/1941

## DECEMBER

1.60 on 12/3/1950  
1.55 on 12/21/1924  
1.30 on 12/29/1894  
1.25 on 12/2/1901  
1.15 on 12/21/1921  
1.14 on 12/31/2005  
1.08 on 12/23/1892  
1.04 on 12/3/1891  
1.02 on 12/27/1891  
0.95 on 12/23/1942

## ALL-TIME

4.13 on 8/27/1970  
3.30 on 4/22/1925  
2.25 on 9/5/1978  
2.00 on 1/28/1916  
2.00 on 1/19/1916  
1.73 on 5/21/1971  
1.70 on 2/11/1922  
1.63 on 10/24/2010  
1.60 on 12/3/1950  
1.55 on 12/21/1924

# MONTHLY AND ANNUAL MAXIMUM TWO-DAY PRECIPITATION ELKO

Note: Periods with incomplete data are listed with a dash (-)

Year	Jan	Feb	Mar	Apr	May	Jun	Jul	Aug	Sep	Oct	Nov	Dec	Annual
1888	-	0.25	0.38	0.85	0.48	0.06	0.98	-	-	-	0.51	0.80	-
1889	0.40	T	0.51	0.05	1.10	0.50	-	-	-	1.50	0.81	1.14	-
1890	1.60	1.33	1.90	1.14	1.06	-	0.77	-	-	-	-	-	-
1891	0.15	-	-	-	-	2.09	-	-	-	-	-	1.92	-
1892	0.04	-	0.46	-	-	1.64	-	-	-	-	-	1.08	-
1893	1.50	0.30	0.60	0.80	0.00	-	-	0.00	0.60	0.00	0.00	0.25	-
1894	1.50	0.80	-	-	-	1.12	1.09	-	0.11	-	0.00	1.50	-
1895	0.90	0.45	0.19	0.10	1.00	T	T	1.20	0.90	T	0.30	0.80	1.20
1896	1.00	0.05	-	0.30	-	-	-	-	-	-	0.90	T	-
1897	0.25	-	-	0.60	T	-	0.15	-	T	0.70	0.90	0.65	-
1898	0.56	0.04	0.32	1.10	1.10	-	T	0.50	0.12	0.50	1.50	0.64	-
1899	1.10	0.30	-	0.10	0.20	2.00	T	2.00	T	0.60	0.70	0.60	-
1900	1.00	0.75	0.20	1.02	1.22	0.84	0.10	0.00	0.10	1.30	1.20	0.05	1.43
1901	0.50	1.90	0.13	0.20	0.15	T	0.50	1.50	T	1.00	0.80	1.85	1.90
1902	0.40	1.80	1.60	1.05	-	0.05	-	0.10	0.00	T	-	0.00	-
1903	-	0.10	1.70	0.25	0.50	1.50	0.00	T	0.15	0.05	2.00	0.20	-
1904	0.70	0.85	0.65	0.35	1.05	T	1.40	0.50	0.94	-	-	1.40	-
1905	0.25	0.75	-	0.11	1.50	0.25	0.02	0.20	0.30	0.00	-	0.50	-
1906	2.40	-	0.92	-	0.56	0.25	0.02	0.06	0.28	T	0.10	0.25	-
1907	0.40	0.50	1.20	0.25	T	0.56	0.00	0.25	0.25	-	-	-	-
1908	0.40	0.20	0.40	0.02	0.20	0.03	0.25	0.02	1.00	0.21	-	-	-
1909	-	0.10	0.20	0.00	0.20	0.30	0.17	0.00	0.14	0.85	-	-	-
1910	0.36	0.44	0.06	0.17	0.16	0.06	1.71	T	0.15	0.13	0.06	0.16	1.71
1911	-	-	-	0.18	0.41	-	-	T	T	-	-	0.40	-
1912	0.16	0.16	-	-	-	0.90	0.57	0.30	0.34	1.46	0.68	0.14	-
1913	0.18	0.20	0.17	0.30	0.90	1.28	0.90	T	0.69	0.32	0.76	-	-
1914	0.82	0.37	0.23	0.41	0.36	0.32	0.13	0.00	0.53	0.37	T	0.57	0.82
1915	T	0.55	0.26	0.57	0.36	0.13	0.07	T	0.78	0.00	0.36	0.75	0.78
1916	2.20	0.75	1.05	T	0.50	0.00	0.30	0.25	0.20	1.68	0.59	0.90	2.20
1917	0.90	1.00	0.30	0.20	1.00	0.30	1.05	T	0.20	0.00	0.40	T	1.05
1918	0.70	0.75	0.10	0.50	0.10	1.00	0.10	0.30	0.20	0.30	0.80	0.50	1.00
1919	T	0.30	0.35	0.10	0.20	0.00	0.00	0.00	0.15	0.35	0.30	0.40	0.40
1920	T	0.50	0.40	0.50	0.20	0.10	T	T	0.20	0.50	0.45	0.30	0.50
1921	0.30	0.60	0.20	0.45	0.90	0.30	0.20	0.10	0.30	0.30	0.35	1.35	1.35
1922	0.55	1.70	0.20	0.20	1.15	0.30	0.25	0.25	0.00	0.50	0.35	0.55	1.70
1923	0.23	0.30	0.25	0.35	0.50	0.50	T	0.25	0.85	0.15	0.10	0.20	0.85
1924	0.30	0.15	0.25	T	0.02	0.00	T	T	0.20	0.20	0.20	1.55	1.55
1925	0.25	0.40	0.25	3.30	0.20	0.35	0.20	0.08	1.00	0.25	0.27	0.45	3.30
1926	0.38	0.86	0.05	0.42	0.12	0.85	0.33	T	0.10	0.05	0.80	0.40	0.86
1927	0.20	0.25	0.08	0.50	0.68	0.22	T	0.05	0.07	0.95	0.57	0.60	0.95
1928	0.80	0.12	0.93	0.12	0.30	0.50	0.10	T	0.00	0.08	0.10	0.13	0.93
1929	0.93	0.28	0.62	1.03	0.08	1.05	T	T	0.43	T	0.00	0.55	1.05
1930	1.10	0.62	0.33	0.50	0.55	0.12	0.22	0.15	0.50	0.85	1.75	0.02	1.75
1931	0.09	0.06	0.16	0.09	0.30	0.17	0.06	0.48	0.42	0.18	0.88	0.64	0.88
1932	0.90	1.06	0.35	0.32	0.28	1.20	0.57	0.19	0.03	0.44	0.10	0.47	1.20
1933	0.53	0.38	0.24	0.43	0.19	0.03	0.17	T	0.28	0.04	0.04	0.83	0.83
1934	0.26	0.42	0.14	0.18	0.08	0.25	0.01	T	0.05	0.23	0.57	0.30	0.57
1935	0.19	0.22	0.48	1.03	1.56	0.07	0.15	0.04	0.10	0.55	0.28	0.40	1.56
1936	0.73	1.13	0.25	0.12	0.42	0.49	0.26	0.47	0.26	0.80	0.03	0.82	1.13

# MONTHLY AND ANNUAL MAXIMUM TWO-DAY PRECIPITATION, CONTINUED ELKO

Note: Periods with incomplete data are listed with a dash (-)

Year	Jan	Feb	Mar	Apr	May	Jun	Jul	Aug	Sep	Oct	Nov	Dec	Annual
1937	0.33	0.30	0.53	0.08	1.01	0.44	0.24	0.01	0.02	0.26	0.44	0.37	1.01
1938	0.24	0.09	0.40	0.45	0.70	0.22	0.79	0.18	T	1.21	0.40	0.08	1.21
1939	0.12	0.16	0.81	0.61	0.23	0.02	0.26	0.04	0.33	1.36	0.67	0.06	1.36
1940	0.79	0.34	0.43	0.50	0.23	0.47	T	T	0.48	0.55	0.17	0.74	0.79
1941	0.26	0.47	0.40	0.46	1.00	0.66	0.14	1.24	0.46	0.60	1.09	0.60	1.24
1942	0.44	0.57	0.40	0.79	0.68	0.06	0.14	0.13	0.02	1.00	1.62	1.25	1.62
1943	0.60	0.21	0.19	1.27	0.73	0.83	0.04	0.02	0.02	0.38	0.26	0.33	1.27
1944	0.35	0.25	0.14	0.30	0.41	0.74	0.10	0.01	0.15	0.14	1.02	0.17	1.02
1945	0.26	0.87	0.59	0.25	0.53	0.58	0.79	0.31	0.09	0.26	0.56	0.94	0.94
1946	0.40	0.17	0.67	0.15	0.66	0.03	0.39	0.20	0.24	1.13	0.29	0.43	1.35
1947	0.18	0.48	0.25	0.40	0.70	0.20	0.14	0.41	0.24	0.44	0.35	0.14	0.70
1948	0.39	0.28	0.19	0.52	0.01	0.67	0.03	0.03	0.58	0.24	0.39	0.33	0.67
1949	0.21	0.35	0.13	0.05	0.51	0.38	0.09	0.08	0.52	0.46	0.61	0.41	0.61
1950	1.17	0.13	0.46	0.87	0.29	0.18	1.15	0.05	0.22	0.42	1.33	1.66	1.66
1951	1.36	0.83	0.17	0.29	0.06	0.01	0.48	0.12	T	0.30	0.36	0.61	1.36
1952	0.74	0.21	0.28	0.56	0.22	0.34	0.20	0.01	0.28	T	0.27	0.19	0.74
1953	0.75	0.18	0.18	0.29	0.40	0.50	0.02	0.33	0.05	0.59	0.20	0.55	0.75
1954	0.61	0.36	0.82	0.41	T	0.73	0.24	T	0.02	0.09	0.55	0.48	0.82
1955	0.57	0.26	0.24	0.12	0.60	0.39	0.20	0.16	0.22	0.14	0.22	0.86	0.86
1956	1.16	0.35	0.14	0.96	0.79	0.49	0.05	T	0.02	0.53	0.06	0.56	1.16
1957	0.29	0.19	0.77	0.34	0.85	0.70	0.06	0.23	0.16	0.12	0.45	0.16	0.85
1958	0.40	0.51	0.23	0.10	0.16	0.20	0.08	0.51	0.15	T	0.35	0.33	0.51
1959	0.22	0.12	0.38	0.17	0.38	0.42	0.14	0.09	1.20	0.02	T	0.10	1.20
1960	0.21	0.79	0.63	0.56	0.22	0.02	0.18	0.13	0.02	0.41	0.50	0.21	0.79
1961	0.02	0.31	0.28	0.11	0.23	0.24	0.42	1.34	0.05	0.39	0.30	0.43	1.34
1962	0.52	0.74	0.17	0.19	1.23	1.00	0.35	0.24	0.08	0.12	0.13	0.10	1.23
1963	1.43	0.29	0.42	0.77	0.65	0.85	0.00	0.14	0.58	1.16	0.57	0.26	1.43
1964	0.54	0.04	0.44	0.46	0.49	1.12	0.15	0.06	0.14	0.48	0.46	1.23	1.23
1965	0.36	0.15	0.34	0.60	0.34	0.76	0.28	0.73	0.20	0.63	1.23	0.28	1.23
1966	0.10	0.17	0.17	0.54	0.51	0.32	0.52	0.45	0.18	0.01	0.37	1.13	1.13
1967	0.62	0.06	1.11	0.25	0.30	0.39	0.65	0.08	0.14	0.18	0.48	0.26	1.11
1968	0.83	0.68	0.65	0.30	0.49	1.88	0.04	1.03	0.26	0.78	0.43	0.86	1.88
1969	0.39	0.50	0.14	0.21	0.20	0.79	0.18	T	0.09	0.80	0.28	0.67	0.80
1970	1.07	0.29	0.18	0.11	0.14	0.38	0.37	4.20	0.41	0.54	0.45	0.55	4.20
1971	0.23	0.35	0.31	0.34	2.04	0.35	0.12	0.80	0.40	0.51	0.45	0.32	2.04
1972	0.11	0.42	0.24	0.27	0.16	1.08	T	0.25	0.31	1.18	0.39	0.20	1.18
1973	0.49	0.40	0.35	0.62	0.38	0.52	0.20	0.14	0.10	0.59	0.44	0.52	0.62
1974	0.25	0.37	0.34	0.45	T	T	0.11	0.10	0.00	0.73	0.19	0.25	0.73
1975	0.95	0.33	1.06	0.74	0.66	0.13	0.07	0.10	0.18	0.55	0.32	0.10	1.06
1976	0.23	0.38	0.11	0.30	0.33	0.37	0.24	0.43	0.66	0.58	0.26	T	0.66
1977	0.17	0.09	0.04	0.10	0.73	0.41	0.22	0.44	0.11	0.01	0.65	0.22	0.73
1978	0.32	0.41	0.73	0.73	0.10	0.11	0.50	0.02	2.37	0.23	0.29	0.22	2.37
1979	1.12	0.47	0.36	0.15	0.18	0.38	0.32	0.32	0.25	0.31	0.41	0.15	1.12
1980	1.73	0.68	0.26	0.52	0.97	0.58	0.18	0.05	0.21	0.17	0.39	0.09	1.73
1981	0.21	0.08	0.33	0.30	0.30	0.21	0.02	0.15	0.07	0.31	0.25	0.96	0.96
1982	0.24	0.44	0.54	0.28	0.79	0.23	0.28	1.18	0.83	0.56	0.88	0.59	1.18
1983	0.64	0.48	0.31	0.48	0.46	0.20	0.01	0.35	0.68	0.50	0.85	0.63	0.85
1984	0.22	0.44	0.36	0.51	0.11	0.45	0.56	0.12	0.07	0.58	0.53	0.29	0.58
1985	0.37	0.04	0.30	0.20	0.29	0.17	0.15	0.02	0.68	0.15	0.72	0.35	0.72

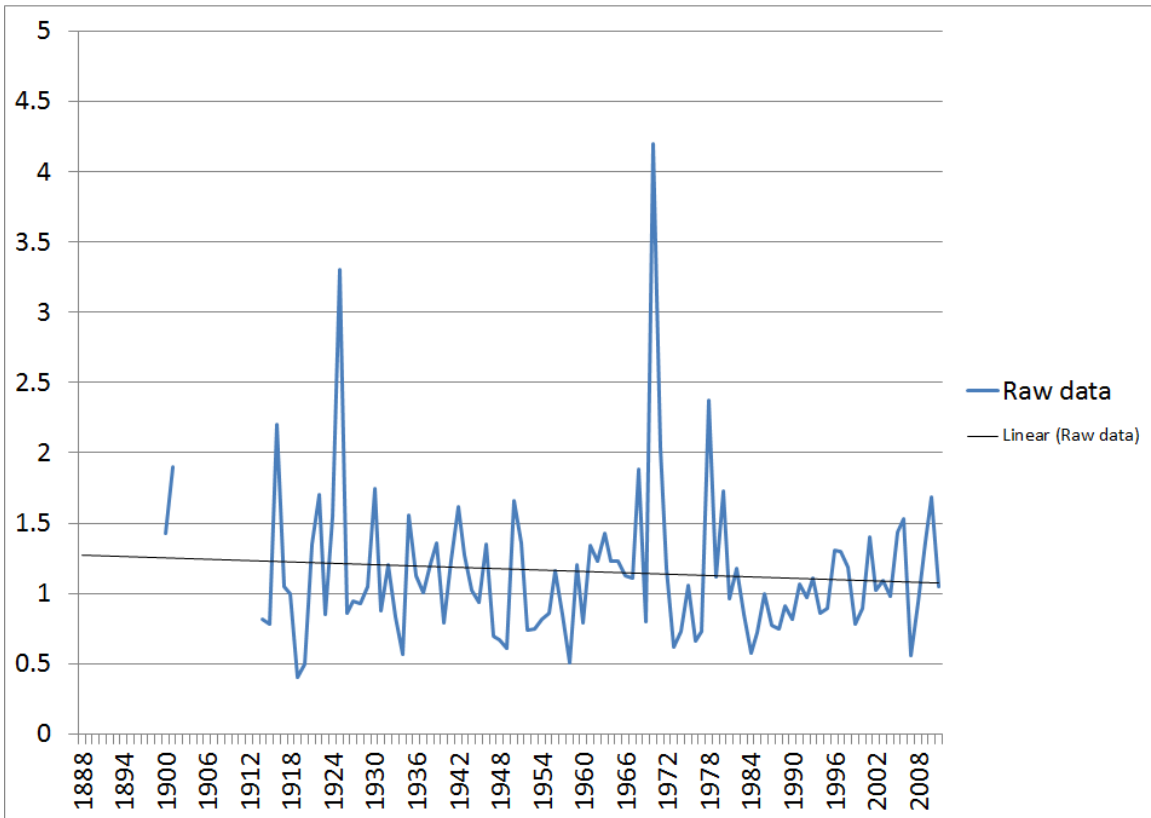
# MONTHLY AND ANNUAL MAXIMUM TWO-DAY PRECIPITATION, CONTINUED ELKO

Note: Periods with incomplete data are listed with a dash (-)

Year	Jan	Feb	Mar	Apr	May	Jun	Jul	Aug	Sep	Oct	Nov	Dec	Annual
1986	0.07	1.00	0.22	0.33	0.38	0.23	0.09	0.02	0.29	0.03	0.07	0.06	1.00
1987	0.20	0.36	0.48	0.20	0.77	0.55	0.07	0.01	0.09	0.31	0.68	0.26	0.77
1988	0.69	0.05	0.03	0.16	0.66	0.39	0.07	0.26	0.11	T	0.75	0.35	0.75
1989	0.20	0.35	0.91	0.25	0.17	0.25	0.10	0.41	0.36	0.15	0.42	0.51	0.91
1990	0.66	0.45	0.61	0.63	0.38	0.77	0.13	0.39	0.07	0.04	0.82	0.70	0.82
1991	0.16	0.29	0.20	0.28	1.05	0.04	0.18	0.21	0.27	1.07	0.54	0.03	1.07
1992	0.17	0.20	0.97	0.01	0.29	0.33	0.14	0.12	0.01	0.46	0.50	0.66	0.97
1993	1.11	0.33	0.35	0.14	0.23	0.75	0.35	0.06	0.37	0.27	0.06	0.12	1.11
1994	0.13	0.39	0.12	0.50	0.55	T	0.17	0.08	0.54	0.23	0.86	0.34	0.86
1995	0.61	0.30	0.89	0.42	0.60	0.59	0.13	0.02	0.27	T	0.29	0.53	0.89
1996	1.14	0.70	0.49	0.68	0.75	0.11	0.66	T	0.14	1.01	0.85	1.31	1.31
1997	0.89	0.11	0.13	0.24	0.17	0.86	0.37	1.30	0.25	0.52	0.59	0.10	1.30
1998	1.19	0.42	0.39	0.14	0.66	0.24	0.15	T	0.68	0.71	0.47	0.30	1.19
1999	0.67	0.39	0.15	0.59	0.52	0.78	T	0.11	0.02	0.26	0.35	0.03	0.78
2000	0.89	0.69	0.31	0.59	0.32	0.05	0.04	0.12	0.03	0.66	0.28	0.14	0.89
2001	0.14	0.51	0.54	0.54	0.03	0.03	1.40	0.02	0.26	0.02	0.91	0.43	1.40
2002	0.33	0.44	0.25	0.67	0.39	0.22	0.03	0.01	0.62	0.04	1.02	0.18	1.02
2003	0.56	0.23	0.32	0.51	0.66	0.01	0.70	1.09	0.11	0.05	0.31	0.73	1.09
2004	0.32	0.38	0.28	0.67	0.54	0.21	0.06	0.45	0.98	0.81	0.38	0.70	0.98
2005	0.94	0.38	0.59	0.59	0.98	0.51	0.63	0.04	0.38	0.80	0.69	1.44	1.44
2006	0.47	0.61	0.96	1.53	0.06	0.26	0.73	T	0.06	0.33	0.77	0.47	1.53
2007	0.20	0.33	0.24	0.38	0.09	0.36	0.07	0.07	0.11	0.56	0.27	0.46	0.56
2008	0.47	0.34	0.21	0.05	0.59	0.43	0.13	0.25	0.01	0.42	0.94	0.22	0.94
2009	0.64	0.20	0.25	0.63	0.37	1.37	0.10	0.38	0.24	0.22	0.01	0.66	1.37
2010	0.21	0.34	0.35	0.76	0.42	0.10	0.23	0.01	0.99	1.69	0.44	0.64	1.69
2011	0.12	0.21	0.47	0.70	1.05	0.40	0.10	0.10	0.38	0.44	0.13	T	1.05
Stat	Jan	Feb	Mar	Apr	May	Jun	Jul	Aug	Sep	Oct	Nov	Dec	Annual
Max	2.40	1.90	1.90	3.30	2.04	2.09	1.71	4.20	2.37	1.69	2.20	1.92	4.20
Min	T	T	0.03	0.00	0.00	0.00	0.00	0.00	0.00	0.00	0.00	T	0.40
Mean	0.55	0.43	0.42	0.44	0.49	0.46	0.27	0.27	0.30	0.45	0.51	0.51	1.15
Medn	0.40	0.35	0.33	0.35	0.41	0.35	0.15	0.10	0.20	0.37	0.44	0.43	1.05
StDv	0.45	0.34	0.33	0.40	0.38	0.44	0.33	0.52	0.34	0.40	0.38	0.42	0.53



# ANNUAL MAXIMUM TWO-DAY PRECIPITATION (GRAPHED) ELKO



Note: Data may have been affected by the relocation of the observing site from downtown Elko to Elko Regional Airport in December 1930. Data may have also been affected by the change from a voluntary, part-time observer program to a paid, full-time observer program which also occurred in December 1930. Use graph with caution.

# 10 HIGHEST TWO-DAY PRECIPITATION TOTALS, ALL-TIME AND BY MONTH

## ELKO

NOTE: \* indicates value also occurred previously

### JANUARY

2.20 on 1/28-29/1916  
 2.00 on 1/19/1916  
 1.73 on 1/12-13/1980  
 1.60 on 1/9-10/1890  
 1.57 on 1/12-13/1890  
 1.50 on 1/15-16/1894  
 1.50 on 1/16/1893  
 1.43 on 1/29-30/1963  
 1.36 on 1/18-19/1951  
 1.19 on 1/15-16/1998

### FEBRUARY

2.40 on 2/18-19/1901  
 1.80 on 2/26-27/1902  
 1.76 on 2/24-25/1902  
 1.70 on 2/11/1922  
 1.33 on 2/24-25/1890  
 1.20 on 2/6-7/1901  
 1.13 on 2/1-2/1936  
 1.10 on 2/15-16/1901  
 1.06 on 2/5-6/1932  
 1.00 on 2/16-17/1986\*

### MARCH

1.90 on 3/4-5/1890  
 1.70 on 3/16-17/1903  
 1.60 on 3/23-24/1902  
 1.30 on 3/17/1899  
 1.20 on 3/13-14/1902  
 1.11 on 3/11-12/1967  
 1.10 on 3/23/1899  
 1.06 on 3/24-25/1975  
 1.05 on 3/1-2/1916  
 0.97 on 3/3-4/1992

### APRIL

3.30 on 4/22/1925  
 1.53 on 4/4-5/2006  
 1.27 on 4/8-9/1943  
 1.14 on 4/17-18/1890  
 1.10 on 4/20-21/1898  
 1.05 on 4/24/1902  
 1.03 on 4/8-9/1935  
 1.03 on 4/22-23/1929  
 1.02 on 4/27-28/1900  
 0.96 on 4/27-28/1956

### MAY

2.04 on 5/20-21/1971  
 1.56 on 5/30-31/1935  
 1.50 on 5/8/1905  
 1.23 on 5/14-15/1962  
 1.22 on 5/11-12/1900  
 1.15 on 5/20/1922  
 1.10 on 5/15-16/1898  
 1.10 on 5/5-6/1889  
 1.06 on 5/8-9/1890  
 1.05 on 5/22-23/2011\*

### JUNE

2.09 on 6/1-2/1891  
 2.00 on 6/1-2/1899  
 1.88 on 6/5-6/1968  
 1.64 on 6/14-15/1892  
 1.50 on 6/3/1903  
 1.37 on 6/19-20/2009  
 1.28 on 6/10-11/1913  
 1.20 on 6/4-5/1932  
 1.20 on 6/25-26/1913  
 1.12 on 6/15-16/1964\*

### JULY

1.71 on 7/14-15/1910  
 1.40 on 7/7-8/2001  
 1.40 on 7/11-12/1904  
 1.15 on 7/7-8/1950  
 1.13 on 7/1-2/1950  
 1.09 on 7/14/1894  
 1.05 on 7/18/1917  
 0.98 on 7/22-23/1888  
 0.90 on 7/21-22/1913  
 0.79 on 7/9/1945\*

### AUGUST

4.20 on 8/27-28/1970  
 2.00 on 8/7-8/1899  
 1.50 on 8/1-2/1901  
 1.34 on 8/5-6/1961  
 1.30 on 8/10-11/1997  
 1.24 on 8/11-12/1941  
 1.20 on 8/26-27/1895  
 1.18 on 8/27-28/1982  
 1.10 on 8/3/1899  
 1.09 on 8/21-22/2003

### SEPTEMBER

2.37 on 9/5-6/1978  
 1.20 on 9/13-14/1959  
 1.00 on 9/21/1925  
 0.99 on 9/8-9/2010  
 0.98 on 9/19-20/2004  
 0.94 on 9/24-25/1904  
 0.90 on 9/13/1895  
 0.85 on 9/23/1923  
 0.83 on 9/25-26/1982  
 0.78 on 9/25-26/1915

### OCTOBER

1.69 on 10/23-24/2010  
 1.68 on 10/3-4/1916  
 1.50 on 10/22-23/1889  
 1.46 on 10/4-5/1912  
 1.36 on 10/2-3/1939  
 1.30 on 10/30-31/1900  
 1.21 on 10/8-9/1938  
 1.18 on 10/19-20/1972  
 1.16 on 10/11-12/1963  
 1.13 on 10/1-2/1946

### NOVEMBER

2.00 on 11/12-13/1903  
 1.75 on 11/16-17/1930  
 1.62 on 11/16-17/1942  
 1.50 on 11/29/1898  
 1.33 on 11/18-19/1950  
 1.23 on 11/23-24/1965  
 1.20 on 11/21-22/1900  
 1.09 on 11/16-17/1941  
 1.05 on 11/14/1930  
 1.02 on 11/8-9/2002\*

### DECEMBER

1.92 on 12/27-28/1891  
 1.85 on 12/2-3/1901  
 1.66 on 12/3-4/1950  
 1.55 on 12/21/1924  
 1.50 on 12/10-11/1894  
 1.44 on 12/30-31/2005  
 1.44 on 12/2-3/1891  
 1.35 on 12/21-22/1921  
 1.31 on 12/5-6/1996  
 1.30 on 12/29/1894

### ALL-TIME

4.20 on 8/27-28/1970  
 3.30 on 4/22/1925  
 2.40 on 2/18-19/1901  
 2.37 on 9/5-6/1978  
 2.20 on 1/28-29/1916  
 2.09 on 6/1-2/1891  
 2.04 on 5/20-21/1971  
 2.00 on 1/19-20/1916  
 2.00 on 11/12-13/1903  
 2.00 on 8/7-8/1899\*

# MONTHLY AND ANNUAL FREQUENCY OF DAILY PRECIPITATION OF 0.01 INCH OR MORE ELKO

Note: Periods with incomplete data are listed with a dash (-)

Year	Jan	Feb	Mar	Apr	May	Jun	Jul	Aug	Sep	Oct	Nov	Dec	Annual
1888	-	3	5	2	5	1	2	-	-	-	2	4	-
1889	2	0	3	1	5	3	-	-	-	6	2	16	-
1890	14	6	12	2	5	-	1	-	-	-	-	-	-
1891	2	-	-	-	-	3	-	-	-	-	-	8	-
1892	1	-	3	-	-	4	-	-	-	-	-	1	-
1893	1	2	5	1	0	-	-	0	1	0	0	4	-
1894	5	2	-	-	-	4	2	-	1	-	0	6	-
1895	6	3	4	1	3	0	0	4	2	0	6	3	32
1896	8	1	-	2	-	-	-	-	-	-	3	0	-
1897	3	-	-	1	0	-	2	-	0	5	3	2	-
1898	3	1	4	3	7	-	0	1	1	3	3	6	-
1899	6	5	-	1	4	2	0	3	0	3	3	6	-
1900	3	6	3	10	3	2	1	0	1	6	11	3	49
1901	6	11	7	3	4	0	1	4	0	5	1	8	50
1902	4	8	8	4	-	1	-	1	0	0	-	0	-
1903	-	2	9	5	5	2	0	0	1	1	3	4	-
1904	5	9	14	9	3	0	4	3	5	-	-	4	-
1905	1	3	-	8	5	2	6	1	1	0	-	2	-
1906	3	-	3	-	7	4	6	1	3	0	5	3	-
1907	6	4	7	2	0	8	0	1	3	-	-	-	-
1908	5	6	5	1	4	3	2	3	3	4	-	-	-
1909	-	5	3	0	4	2	4	0	2	2	-	-	-
1910	4	7	1	4	3	1	2	0	3	5	3	5	38
1911	-	-	-	2	2	-	-	0	0	-	-	5	-
1912	8	3	-	-	-	6	9	6	4	12	9	6	-
1913	6	3	7	1	3	13	3	0	4	3	10	-	-
1914	12	7	1	6	3	6	3	0	3	4	0	2	47
1915	0	6	1	7	3	2	1	0	3	0	2	5	30
1916	9	6	5	0	1	0	2	2	1	3	1	3	33
1917	4	2	5	1	6	1	1	0	1	0	2	0	23
1918	5	4	3	2	1	4	1	2	2	4	1	1	30
1919	0	9	4	1	1	0	0	0	1	4	2	3	25
1920	0	2	6	5	1	1	0	0	1	8	6	5	35
1921	3	5	2	2	4	1	1	1	2	2	3	7	33
1922	2	7	4	2	1	2	1	6	0	1	6	5	37
1923	3	2	1	4	4	4	0	3	2	3	1	5	32
1924	1	2	3	0	1	0	0	0	2	5	1	7	22
1925	9	4	4	6	5	7	5	5	3	2	6	3	59
1926	4	4	2	5	3	2	3	0	1	1	6	6	37
1927	5	11	8	3	3	1	0	2	2	3	6	4	48
1928	6	1	6	3	3	3	2	0	0	5	4	7	40
1929	5	3	4	5	1	1	0	0	3	0	0	3	25
1930	7	4	2	5	9	1	1	5	3	4	3	2	46
1931	5	3	7	6	3	4	1	6	6	4	8	9	62
1932	15	8	10	9	12	9	3	3	2	1	3	11	86
1933	17	8	9	9	10	3	2	0	5	1	1	8	73
1934	5	9	5	4	2	8	1	0	3	5	13	8	63
1935	4	8	5	11	9	1	3	1	3	6	2	9	62
1936	10	15	4	5	3	4	9	6	2	3	3	6	70

# MONTHLY AND ANNUAL FREQUENCY OF DAILY PRECIPITATION OF 0.01 INCH OR MORE, CONTINUED ELKO

Note: Periods with incomplete data are listed with a dash (-)

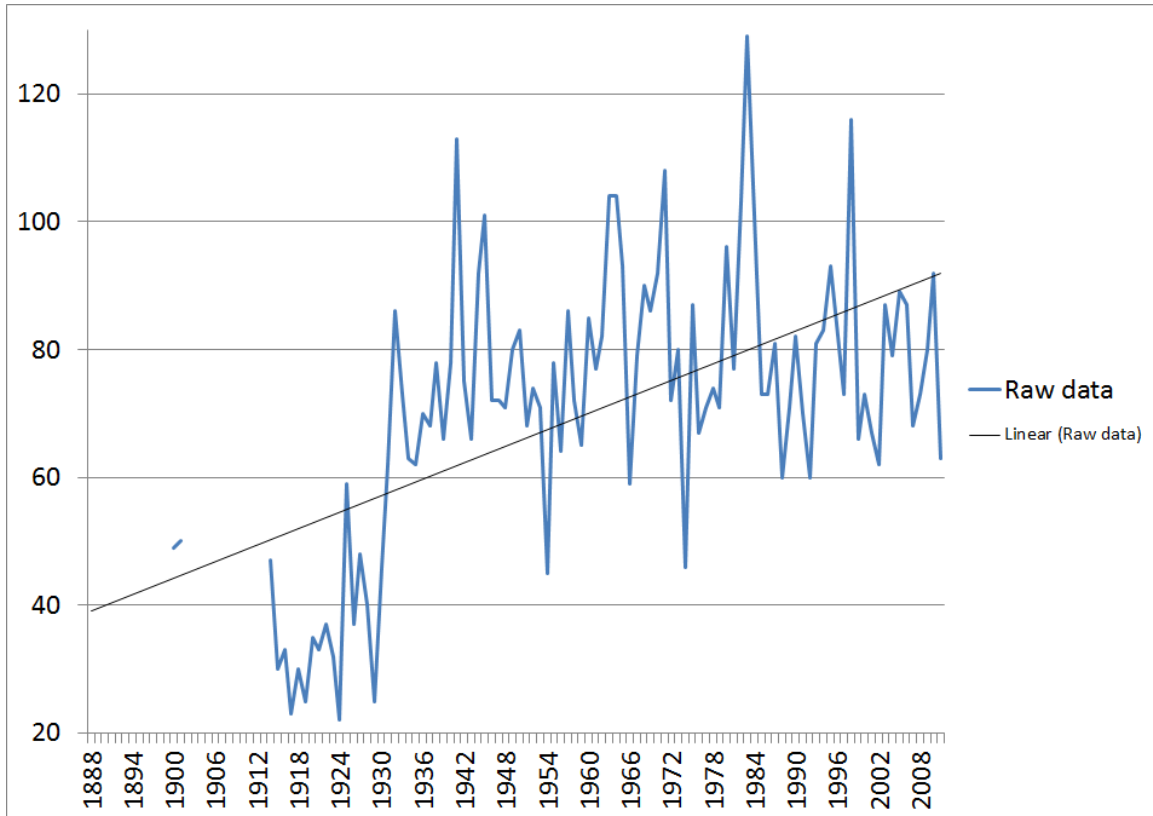
Year	Jan	Feb	Mar	Apr	May	Jun	Jul	Aug	Sep	Oct	Nov	Dec	Annual
1937	11	10	5	6	7	6	4	1	1	3	9	5	68
1938	7	9	14	8	7	3	8	4	0	11	4	3	78
1939	6	9	8	7	7	1	3	1	6	9	2	7	66
1940	11	9	11	10	2	4	0	0	8	5	7	11	78
1941	12	14	6	15	10	9	5	11	5	9	8	9	113
1942	8	11	7	7	8	3	2	1	1	4	10	13	75
1943	8	9	8	5	7	7	1	1	1	12	4	3	66
1944	10	11	6	13	6	15	1	1	1	6	14	8	92
1945	6	11	16	5	15	11	3	4	3	7	9	11	101
1946	6	5	11	5	8	1	4	5	3	12	6	6	72
1947	5	4	8	10	9	4	2	3	3	8	10	6	72
1948	5	7	8	12	1	8	2	1	4	5	7	11	71
1949	11	14	9	2	15	5	4	3	1	6	4	6	80
1950	16	3	10	5	5	3	8	2	8	8	6	9	83
1951	9	11	5	5	7	1	3	4	0	5	5	13	68
1952	11	13	12	8	6	4	3	1	2	0	2	12	74
1953	9	7	6	7	11	3	1	3	3	4	8	9	71
1954	4	4	11	6	0	8	1	0	1	1	2	7	45
1955	9	5	4	6	10	4	4	5	4	2	9	16	78
1956	14	8	2	5	12	3	1	0	1	10	2	6	64
1957	10	11	12	5	15	3	2	2	2	7	7	10	86
1958	9	12	12	2	4	8	4	10	2	0	4	5	72
1959	13	9	5	3	10	6	3	2	9	1	0	4	65
1960	8	11	13	8	7	3	12	4	4	2	10	3	85
1961	2	13	12	4	5	5	2	9	3	5	5	12	77
1962	5	16	11	6	14	6	9	2	3	1	7	2	82
1963	6	8	9	16	17	17	0	3	5	7	9	7	104
1964	15	3	9	12	11	14	4	4	1	2	11	18	104
1965	9	7	4	13	11	8	9	10	2	1	11	8	93
1966	6	8	6	4	3	2	3	4	4	2	7	10	59
1967	9	3	11	13	8	14	4	1	4	2	4	6	79
1968	8	9	8	9	9	4	1	9	3	3	13	14	90
1969	15	15	5	6	4	14	2	0	3	8	3	11	86
1970	12	6	8	5	6	9	6	4	4	4	14	14	92
1971	10	9	12	9	14	7	5	6	3	6	9	18	108
1972	11	4	5	4	2	6	0	5	9	7	8	11	72
1973	11	7	9	6	5	4	6	3	4	3	11	11	80
1974	8	3	9	2	0	0	3	2	0	6	5	8	46
1975	7	14	13	13	7	6	5	1	2	9	7	3	87
1976	8	9	8	6	5	3	6	6	13	2	1	0	67
1977	3	5	5	2	18	7	2	8	4	1	4	12	71
1978	9	11	13	12	4	3	2	1	6	1	8	4	74
1979	13	10	8	7	7	2	2	4	1	5	7	5	71
1980	13	12	13	8	19	6	5	2	6	3	5	4	96
1981	10	6	10	5	10	2	1	3	2	6	8	14	77
1982	11	7	14	7	8	9	7	4	13	5	8	10	103
1983	9	12	14	11	7	5	1	11	9	9	16	25	129
1984	8	7	9	13	5	11	6	8	4	12	13	5	101
1985	6	6	13	4	7	1	6	1	7	3	13	6	73

# MONTHLY AND ANNUAL FREQUENCY OF DAILY PRECIPITATION OF 0.01 INCH OR MORE, CONTINUED ELKO

Note: Periods with incomplete data are listed with a dash (-)

Year	Jan	Feb	Mar	Apr	May	Jun	Jul	Aug	Sep	Oct	Nov	Dec	Annual
1986	6	11	7	14	8	3	4	1	11	3	3	2	73
1987	7	8	11	3	12	6	3	1	2	7	11	10	81
1988	9	2	2	7	5	4	2	1	2	0	17	9	60
1989	7	10	16	3	5	5	4	6	3	4	6	2	71
1990	9	7	7	11	12	4	4	8	3	3	4	10	82
1991	6	3	11	11	11	3	2	3	5	4	9	2	70
1992	2	11	8	2	3	5	2	4	1	5	8	9	60
1993	13	13	8	7	6	8	2	5	3	9	2	5	81
1994	9	10	4	11	11	0	2	2	4	8	11	11	83
1995	15	2	14	8	20	10	5	2	4	0	3	10	93
1996	12	9	8	7	11	3	4	0	3	4	7	16	84
1997	9	3	3	10	4	8	7	5	7	5	7	5	73
1998	10	16	14	9	17	11	6	0	11	7	8	7	116
1999	12	10	5	13	7	4	0	3	1	3	4	4	66
2000	13	13	9	4	6	3	1	3	2	8	5	6	73
2001	10	8	10	6	1	1	4	1	1	2	8	15	67
2002	6	3	9	13	7	2	1	1	5	2	4	9	62
2003	8	10	5	19	7	1	4	6	3	1	8	15	87
2004	5	7	3	9	8	5	5	11	5	9	7	5	79
2005	12	10	7	11	12	5	2	2	5	5	8	10	89
2006	13	8	15	11	6	4	6	0	3	6	9	6	87
2007	2	12	8	7	2	3	3	4	3	9	3	12	68
2008	13	10	6	6	10	3	2	2	1	3	7	10	73
2009	8	8	7	8	7	15	3	3	2	9	1	9	80
2010	12	7	8	13	7	1	2	1	2	9	12	18	92
2011	4	4	12	11	12	4	1	3	1	6	5	0	63
Stat	Jan	Feb	Mar	Apr	May	Jun	Jul	Aug	Sep	Oct	Nov	Dec	Annual
Max	17	16	16	19	20	17	12	11	13	12	17	25	129
Min	0	0	1	0	0	0	0	0	0	0	0	0	22
Mean	7.6	7.2	7.5	6.4	6.6	4.5	2.9	2.8	3.1	4.4	5.9	7.3	70.0
Medn	8	7	7	6	6	4	2	2	3	4	6	6	72
StDv	3.9	3.8	3.8	4.0	4.4	3.7	2.4	2.8	2.6	3.1	3.8	4.6	22.1

# ANNUAL FREQUENCY OF DAILY PRECIPITATION OF 0.01 INCH OR MORE (GRAPHED) ELKO



Note: Data may have been affected by the relocation of the observing site from downtown Elko to Elko Regional Airport in December 1930. Data may have also been affected by the change from a voluntary, part-time observer program to a paid, full-time observer program which also occurred in December 1930. Use graph with caution.

# MONTHLY AND ANNUAL FREQUENCY OF DAILY PRECIPITATION OF 0.10 INCH OR MORE ELKO

Note: Periods with incomplete data are listed with a dash (-)

Year	Jan	Feb	Mar	Apr	May	Jun	Jul	Aug	Sep	Oct	Nov	Dec	Annual
1888	-	3	1	2	2	0	2	-	-	-	2	4	-
1889	2	0	2	0	4	3	-	-	-	6	2	9	-
1890	14	4	4	2	5	-	1	-	-	-	-	-	-
1891	1	-	-	-	-	3	-	-	-	-	-	7	-
1892	0	-	3	-	-	4	-	-	-	-	-	1	-
1893	1	2	3	1	0	-	-	0	1	0	0	3	-
1894	5	2	-	-	-	3	2	-	1	-	0	5	-
1895	2	3	2	1	3	0	0	4	1	0	2	3	21
1896	7	0	-	2	-	-	-	-	-	-	3	0	-
1897	1	-	-	1	0	-	1	-	0	5	3	2	-
1898	2	0	2	3	6	-	0	1	1	3	2	2	-
1899	3	3	-	1	3	2	0	3	0	2	2	6	-
1900	2	5	1	10	3	2	1	0	1	5	11	0	41
1901	5	11	1	2	4	0	1	3	0	5	1	5	38
1902	4	8	7	4	-	0	-	1	0	0	-	0	-
1903	-	1	9	4	4	2	0	0	1	0	2	3	-
1904	5	7	14	6	3	0	4	3	5	-	-	3	-
1905	1	2	-	1	5	2	0	1	1	0	-	1	-
1906	3	-	3	-	6	2	0	0	1	0	1	2	-
1907	5	3	4	1	0	4	0	1	1	-	-	-	-
1908	5	5	4	0	2	0	2	0	3	2	-	-	-
1909	-	2	1	0	1	1	1	0	1	2	-	-	-
1910	1	2	0	2	0	0	2	0	0	0	0	0	7
1911	-	-	-	1	1	-	-	0	0	-	-	4	-
1912	1	1	-	-	-	2	5	2	1	6	1	1	-
1913	3	2	1	1	3	12	3	0	2	1	6	-	-
1914	8	3	1	5	3	6	2	0	2	4	0	1	35
1915	0	6	1	4	3	2	0	0	3	0	1	4	24
1916	9	5	5	0	1	0	2	2	1	3	1	3	32
1917	2	2	5	1	6	1	1	0	1	0	2	0	21
1918	3	4	1	1	1	4	1	2	2	4	1	1	25
1919	0	9	2	1	1	0	0	0	1	3	2	3	22
1920	0	2	6	5	1	1	0	0	1	5	6	5	32
1921	3	4	2	2	4	1	1	1	2	2	3	7	32
1922	2	6	4	2	1	2	1	2	0	1	6	5	32
1923	2	2	1	4	3	4	0	3	2	3	1	2	27
1924	1	2	3	0	0	0	0	0	1	5	1	6	19
1925	3	3	4	3	3	7	4	0	2	1	1	2	33
1926	4	2	0	4	1	1	3	0	1	0	4	5	25
1927	2	9	0	2	3	1	0	0	0	3	2	3	25
1928	2	1	5	1	2	3	1	0	0	0	1	1	17
1929	4	1	2	4	0	1	0	0	3	0	0	2	17
1930	7	3	2	1	8	1	1	2	3	3	3	0	34
1931	0	0	3	0	1	2	0	2	1	1	4	7	21
1932	7	5	2	5	3	5	3	1	0	1	1	7	40
1933	7	3	1	2	3	0	1	0	2	0	0	3	22
1934	1	6	2	1	0	3	0	0	0	1	7	3	24
1935	2	1	2	4	3	0	1	0	0	5	1	3	22
1936	5	8	3	2	2	2	3	1	1	1	0	4	32

# MONTHLY AND ANNUAL FREQUENCY OF DAILY PRECIPITATION OF 0.10 INCH OR MORE, CONTINUED ELKO

Note: Periods with incomplete data are listed with a dash (-)

Year	Jan	Feb	Mar	Apr	May	Jun	Jul	Aug	Sep	Oct	Nov	Dec	Annual
1937	2	4	2	0	3	2	2	0	0	1	5	2	23
1938	4	0	6	3	3	1	4	2	0	5	4	0	32
1939	2	1	3	4	3	0	2	0	2	6	2	0	25
1940	6	3	5	6	1	3	0	0	4	3	1	6	38
1941	4	4	4	7	7	4	1	5	4	4	4	4	52
1942	6	3	3	4	5	0	1	1	0	3	7	3	36
1943	6	4	1	4	4	5	0	0	0	4	3	2	33
1944	4	3	2	5	1	7	1	0	1	1	5	2	32
1945	1	5	4	3	4	5	2	3	0	2	3	5	37
1946	3	1	3	1	6	0	3	1	2	7	2	2	31
1947	1	3	4	3	3	1	1	2	1	5	4	1	29
1948	3	1	4	3	0	6	0	0	4	1	3	3	28
1949	3	5	1	0	6	1	0	0	1	3	2	2	24
1950	7	1	2	2	2	2	4	0	3	5	3	4	35
1951	5	3	2	2	0	0	2	1	0	1	4	5	25
1952	4	4	6	2	1	2	1	0	2	0	1	4	27
1953	3	1	1	2	5	1	0	2	0	1	4	3	23
1954	2	2	6	2	0	2	1	0	0	0	2	2	19
1955	2	2	2	1	4	2	3	1	2	1	5	8	33
1956	9	1	1	3	7	2	0	0	0	3	0	3	29
1957	3	2	5	3	8	3	0	1	1	2	4	1	33
1958	6	5	3	1	1	2	0	1	1	0	2	3	25
1959	2	0	2	2	2	4	1	0	3	0	0	0	16
1960	2	2	6	4	3	0	1	2	0	1	5	2	28
1961	0	3	4	1	2	1	1	6	0	3	2	4	27
1962	4	5	3	1	6	2	1	1	0	1	1	1	26
1963	3	2	2	8	7	9	0	1	3	4	5	1	45
1964	5	0	3	4	6	6	1	0	1	2	4	10	42
1965	4	1	2	7	4	3	3	3	1	1	6	4	39
1966	0	1	1	1	2	1	2	1	2	0	3	6	20
1967	2	0	4	3	3	5	2	0	1	1	3	3	27
1968	4	6	4	2	4	4	0	4	1	2	5	7	43
1969	5	7	2	1	1	6	1	0	0	3	2	7	35
1970	6	2	2	2	2	7	2	3	1	2	5	5	39
1971	2	4	1	5	9	4	0	1	3	2	5	7	43
1972	1	3	4	1	1	4	0	1	3	5	3	2	28
1973	4	3	1	3	3	2	2	2	1	2	6	6	35
1974	2	1	4	2	0	0	1	1	0	3	1	2	17
1975	5	4	7	4	3	1	0	1	1	5	4	1	36
1976	1	2	0	2	2	3	2	2	7	2	1	0	24
1977	1	0	0	1	4	4	1	3	1	0	3	4	22
1978	1	4	7	6	1	1	1	0	5	1	3	2	32
1979	5	5	1	1	1	2	1	1	1	1	5	2	26
1980	9	8	2	4	10	3	1	0	2	1	2	0	42
1981	2	0	5	5	4	1	0	1	0	3	2	9	32
1982	5	2	7	2	2	2	3	2	7	4	4	2	42
1983	6	7	7	5	1	2	0	6	4	5	9	16	68
1984	2	3	6	3	0	3	3	1	0	7	4	1	33
1985	2	0	3	1	4	1	0	0	5	0	7	3	26

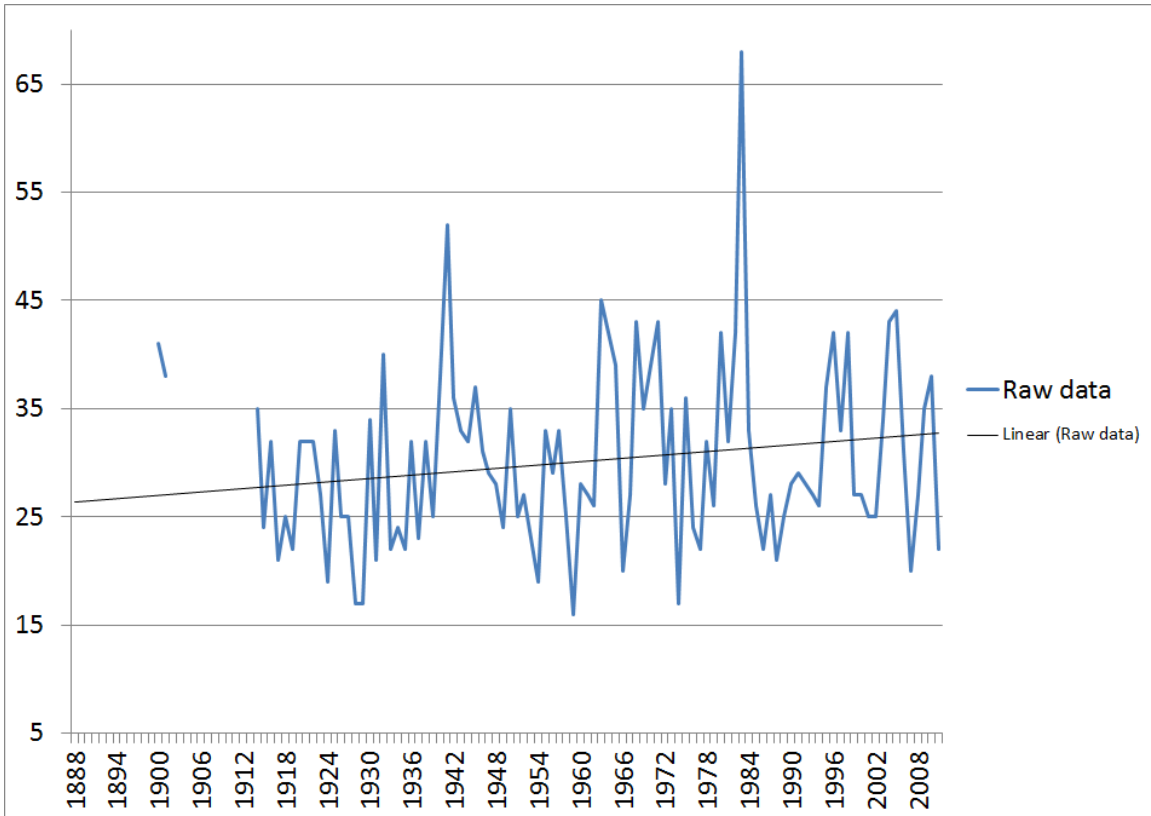


# MONTHLY AND ANNUAL FREQUENCY OF DAILY PRECIPITATION OF 0.10 INCH OR MORE, CONTINUED ELKO

Note: Periods with incomplete data are listed with a dash (-)

Year	Jan	Feb	Mar	Apr	May	Jun	Jul	Aug	Sep	Oct	Nov	Dec	Annual
1986	0	5	3	6	3	2	0	0	3	0	0	0	22
1987	2	2	4	1	6	2	0	0	0	1	6	3	27
1988	4	0	0	2	3	2	0	1	0	0	6	3	21
1989	1	3	7	1	2	2	0	2	3	1	2	1	25
1990	3	3	4	4	3	3	1	1	0	0	2	4	28
1991	3	2	2	2	6	0	1	1	3	3	6	0	29
1992	1	3	4	0	2	3	2	1	0	1	6	5	28
1993	4	3	4	1	3	5	1	0	1	4	0	1	27
1994	0	4	0	3	5	0	1	0	3	2	6	2	26
1995	6	1	5	4	7	5	1	0	1	0	1	6	37
1996	8	3	3	1	9	1	1	0	0	2	4	10	42
1997	4	1	1	4	1	6	4	2	3	2	5	0	33
1998	6	5	3	1	8	4	1	0	6	3	3	2	42
1999	5	4	1	6	4	3	0	1	0	2	1	0	27
2000	3	9	2	1	4	0	0	2	0	4	2	0	27
2001	2	4	4	2	0	0	2	0	1	0	5	5	25
2002	2	2	3	6	3	2	0	0	2	0	3	2	25
2003	2	1	2	7	6	0	2	3	1	0	3	7	34
2004	3	6	1	5	2	2	0	4	4	7	4	5	43
2005	7	3	4	4	4	2	1	0	2	4	4	9	44
2006	5	3	8	4	0	1	2	0	0	4	3	1	31
2007	1	5	2	2	0	1	0	0	1	4	1	3	20
2008	7	3	2	0	3	2	0	1	0	2	3	4	27
2009	3	2	4	5	1	8	1	2	1	2	0	6	35
2010	2	2	5	5	3	1	1	0	2	1	8	8	38
2011	1	2	4	3	5	2	1	0	1	2	1	0	22
Stat	Jan	Feb	Mar	Apr	May	Jun	Jul	Aug	Sep	Oct	Nov	Dec	Annual
Max	14	11	14	10	10	12	5	6	7	7	11	16	68
Min	0	0	0	0	0	0	0	0	0	0	0	0	7
Mean	3.4	3.1	3.1	2.7	3.1	2.4	1.1	1.0	1.4	2.2	3.0	3.3	30.1
Medn	3	3	3	2	3	2	1	1	1	2	3	3	28
StDv	2.4	2.3	2.2	2.0	2.3	2.2	1.2	1.3	1.5	1.9	2.2	2.8	8.7

# ANNUAL FREQUENCY OF DAILY PRECIPITATION OF 0.10 INCH OR MORE (GRAPHED) ELKO



Note: Data may have been affected by the relocation of the observing site from downtown Elko to Elko Regional Airport in December 1930. Data may have also been affected by the change from a voluntary, part-time observer program to a paid, full-time observer program which also occurred in December 1930. Use graph with caution.

# MONTHLY AND ANNUAL FREQUENCY OF DAILY PRECIPITATION OF 0.50 INCH OR MORE ELKO

Note: Periods with incomplete data are listed with a dash (-)

Year	Jan	Feb	Mar	Apr	May	Jun	Jul	Aug	Sep	Oct	Nov	Dec	Annual
1888	-	0	0	1	0	0	1	-	-	-	0	1	-
1889	0	0	1	0	2	1	-	-	-	2	1	2	-
1890	5	3	2	2	1	-	1	-	-	-	-	-	-
1891	0	-	-	-	-	2	-	-	-	-	-	5	-
1892	0	-	0	-	-	3	-	-	-	-	-	1	-
1893	1	0	1	1	0	-	-	0	1	0	0	0	-
1894	3	1	-	-	-	1	1	-	0	-	0	3	-
1895	1	0	0	0	2	0	0	1	1	0	0	1	6
1896	3	0	-	0	-	-	-	-	-	-	1	0	-
1897	0	-	-	1	0	-	0	-	0	2	1	2	-
1898	1	0	0	2	4	-	0	1	0	1	1	1	-
1899	3	0	-	0	0	2	0	3	0	1	1	1	-
1900	2	1	0	4	1	1	0	0	0	2	2	0	13
1901	0	6	0	0	0	0	1	1	0	1	1	2	12
1902	0	4	3	1	-	0	-	0	0	0	-	0	-
1903	-	0	1	0	1	1	0	0	0	0	2	0	-
1904	1	1	4	0	1	0	1	1	2	-	-	1	-
1905	0	1	-	0	2	0	0	0	0	0	-	1	-
1906	3	-	1	-	1	0	0	0	0	0	0	0	-
1907	0	0	2	0	0	2	0	0	0	-	-	-	-
1908	0	0	0	0	0	0	0	0	1	0	-	-	-
1909	-	0	0	0	0	0	0	0	0	-	-	-	-
1910	0	0	0	0	0	0	2	0	0	0	0	0	2
1911	-	-	-	0	0	-	-	0	0	-	-	0	-
1912	0	0	-	-	-	1	0	0	0	1	1	0	-
1913	0	0	0	0	1	2	1	0	1	0	1	-	-
1914	2	0	0	0	0	0	0	0	1	0	0	1	4
1915	0	0	0	1	0	0	0	0	0	0	0	1	2
1916	2	1	2	0	1	0	0	0	0	1	1	1	9
1917	1	1	0	0	4	0	1	0	0	0	0	0	7
1918	1	2	0	1	0	2	0	0	0	0	1	1	8
1919	0	0	0	0	0	0	0	0	0	0	0	0	0
1920	0	0	0	1	0	0	0	0	0	1	0	0	2
1921	0	1	0	0	1	0	0	0	0	0	0	2	4
1922	1	1	0	0	1	0	0	0	0	1	0	1	5
1923	0	0	0	0	1	0	0	0	1	0	0	0	2
1924	0	0	0	0	0	0	0	0	0	0	0	1	1
1925	0	0	0	1	0	0	0	0	1	0	0	0	2
1926	0	1	0	0	0	1	0	0	0	0	1	0	3
1927	0	0	0	0	2	0	0	0	0	1	0	1	4
1928	1	0	1	0	0	0	0	0	0	0	0	0	2
1929	1	0	1	1	0	1	0	0	0	0	0	1	5
1930	2	1	0	1	0	0	0	0	1	1	2	0	8
1931	0	0	0	0	0	0	0	0	0	0	1	1	2
1932	1	2	0	0	0	1	0	0	0	0	0	0	4
1933	0	0	0	0	0	0	0	0	0	0	0	0	0
1934	0	0	0	0	0	0	0	0	0	0	0	0	0
1935	0	0	0	2	2	0	0	0	0	0	0	0	4
1936	1	1	0	0	0	0	0	0	0	1	0	1	4

# MONTHLY AND ANNUAL FREQUENCY OF DAILY PRECIPITATION OF 0.50 INCH OR MORE, CONTINUED ELKO

Note: Periods with incomplete data are listed with a dash (-)

Year	Jan	Feb	Mar	Apr	May	Jun	Jul	Aug	Sep	Oct	Nov	Dec	Annual
1937	0	0	1	0	1	0	0	0	0	0	0	0	2
1938	0	0	0	0	1	0	1	0	0	2	0	0	4
1939	0	0	1	1	0	0	0	0	0	1	0	0	3
1940	1	0	0	0	0	0	0	0	0	0	0	1	2
1941	0	0	0	0	1	0	0	1	0	0	1	1	4
1942	0	0	0	1	1	0	0	0	0	1	1	1	5
1943	0	0	0	1	0	1	0	0	0	0	0	0	2
1944	0	0	0	0	0	1	0	0	0	0	1	0	2
1945	0	1	0	0	0	0	1	0	0	0	0	1	3
1946	0	0	1	0	0	0	0	0	0	1	0	0	2
1947	0	0	0	0	0	0	0	0	0	0	0	0	0
1948	0	0	0	0	0	1	0	0	0	0	0	0	1
1949	0	0	0	0	0	0	0	0	1	0	0	0	1
1950	1	0	0	1	0	0	2	0	0	0	2	1	7
1951	1	0	0	0	0	0	0	0	0	0	0	0	1
1952	1	0	0	1	0	0	0	0	0	0	0	0	2
1953	1	0	0	0	0	0	0	0	0	1	0	0	2
1954	0	0	1	0	0	1	0	0	0	0	1	0	3
1955	1	0	0	0	1	0	0	0	0	0	0	1	3
1956	1	0	0	1	1	0	0	0	0	0	0	1	4
1957	0	0	0	0	2	1	0	0	0	0	0	0	3
1958	0	0	0	0	0	0	0	0	0	0	0	0	0
1959	0	0	0	0	0	0	0	0	1	0	0	0	1
1960	0	1	0	0	0	0	0	0	0	0	0	0	1
1961	0	0	0	0	0	0	0	2	0	0	0	0	2
1962	0	1	0	0	2	1	0	0	0	0	0	0	4
1963	1	0	0	1	1	1	0	0	0	1	1	0	6
1964	0	0	0	0	0	1	0	0	0	0	0	2	3
1965	0	0	0	0	0	1	0	1	0	1	2	0	5
1966	0	0	0	1	0	0	1	0	0	0	0	2	4
1967	1	0	2	0	0	0	1	0	0	0	0	0	4
1968	1	0	0	0	0	3	0	1	0	1	0	1	7
1969	0	0	0	0	0	2	0	0	0	0	0	0	2
1970	1	0	0	0	0	0	0	1	0	0	0	0	2
1971	0	0	0	0	2	0	0	1	0	0	0	0	3
1972	0	0	0	0	0	1	0	0	0	2	0	0	3
1973	0	0	0	1	0	0	0	0	0	0	0	0	1
1974	0	0	0	0	0	0	0	0	0	1	0	0	1
1975	1	0	2	1	0	0	0	0	0	1	0	0	5
1976	0	0	0	0	0	0	0	0	0	0	0	0	0
1977	0	0	0	0	1	0	0	0	0	0	1	0	2
1978	0	0	0	0	0	0	1	0	2	0	0	0	3
1979	2	0	0	0	0	0	0	0	0	0	0	0	2
1980	2	0	0	0	2	0	0	0	0	0	0	0	4
1981	0	0	0	0	0	0	0	0	0	0	0	2	2
1982	0	0	0	0	1	0	0	1	2	0	2	1	7
1983	0	0	0	0	0	0	0	0	2	0	2	0	4
1984	0	0	0	0	0	0	1	0	0	1	1	0	3
1985	0	0	0	0	0	0	0	0	1	0	0	0	1

# MONTHLY AND ANNUAL FREQUENCY OF DAILY PRECIPITATION OF 0.50 INCH OR MORE, CONTINUED ELKO

Note: Periods with incomplete data are listed with a dash (-)

Year	Jan	Feb	Mar	Apr	May	Jun	Jul	Aug	Sep	Oct	Nov	Dec	Annual
1986	0	1	0	0	0	0	0	0	0	0	0	0	1
1987	0	0	0	0	0	0	0	0	0	0	1	0	1
1988	0	0	0	0	0	0	0	0	0	0	1	0	1
1989	0	0	1	0	0	0	0	0	0	0	0	1	2
1990	0	0	0	0	0	1	0	0	0	0	1	0	2
1991	0	0	0	0	1	0	0	0	0	1	0	0	2
1992	0	0	1	0	0	0	0	0	0	0	0	1	2
1993	1	0	0	0	0	0	0	0	0	0	0	0	1
1994	0	0	0	0	1	0	0	0	0	0	1	0	2
1995	0	0	1	0	1	0	0	0	0	0	0	0	2
1996	3	1	0	1	0	0	1	0	0	1	1	1	9
1997	3	0	0	0	0	1	0	1	0	1	0	0	6
1998	2	0	0	0	1	0	0	0	1	0	0	0	4
1999	0	0	0	0	0	1	0	0	0	0	0	0	1
2000	1	0	0	1	0	0	0	0	0	1	0	0	3
2001	0	0	0	0	0	0	1	0	0	0	1	0	2
2002	0	0	0	0	0	0	0	0	1	0	1	0	2
2003	1	0	0	0	0	0	1	2	0	0	0	0	4
2004	0	0	0	1	0	0	0	0	1	0	0	0	2
2005	2	0	0	1	1	0	1	0	0	1	0	1	7
2006	0	0	1	2	0	0	1	0	0	0	1	0	5
2007	0	0	0	0	0	0	0	0	0	0	0	0	0
2008	0	0	0	0	1	0	0	0	0	0	1	0	2
2009	1	0	0	1	0	1	0	0	0	0	0	1	4
2010	0	0	0	1	0	0	0	0	1	1	0	0	3
2011	0	0	0	1	1	0	0	0	0	0	0	0	2
Stat	Jan	Feb	Mar	Apr	May	Jun	Jul	Aug	Sep	Oct	Nov	Dec	Annual
Max	5	6	4	4	4	3	2	3	2	2	2	5	13
Min	0	0	0	0	0	0	0	0	0	0	0	0	0
Mean	0.6	0.3	0.3	0.3	0.4	0.3	0.2	0.2	0.2	0.3	0.3	0.4	3.2
Medn	0	0	0	0	0	0	0	0	0	0	0	0	2
StDv	0.9	0.8	0.7	0.6	0.8	0.7	0.4	0.5	0.5	0.6	0.7	0.8	2.4

# MONTHLY AND ANNUAL FREQUENCY OF DAILY PRECIPITATION OF 1.00 INCH OR MORE ELKO

Note: Periods with incomplete data are listed with a dash (-)

Year	Jan	Feb	Mar	Apr	May	Jun	Jul	Aug	Sep	Oct	Nov	Dec	Annual
1888	-	0	0	0	0	0	0	-	-	-	0	0	-
1889	0	0	0	0	0	0	-	-	-	1	0	0	-
1890	0	0	1	0	0	-	0	-	-	-	-	-	-
1891	0	-	-	-	-	1	-	-	-	-	-	2	-
1892	0	-	0	-	-	0	-	-	-	-	-	1	-
1893	1	0	0	0	0	-	-	0	0	0	0	0	-
1894	1	0	-	-	-	1	1	-	0	-	0	1	-
1895	0	0	0	0	0	0	0	1	0	0	0	0	1
1896	1	0	-	0	-	-	-	-	-	-	0	0	-
1897	0	-	-	0	0	-	0	-	0	0	0	0	-
1898	0	0	0	0	0	-	0	0	0	0	1	0	-
1899	0	0	-	0	0	1	0	2	0	0	0	0	-
1900	1	0	0	0	1	0	0	0	0	1	1	0	4
1901	0	2	0	0	0	0	0	1	0	0	0	1	4
1902	0	1	1	1	-	0	-	0	0	0	-	0	-
1903	-	0	1	0	0	1	0	0	0	0	1	0	-
1904	0	0	0	0	1	0	1	0	0	-	-	1	-
1905	0	0	-	0	1	0	0	0	0	0	-	0	-
1906	2	-	0	-	0	0	0	0	0	0	0	0	-
1907	0	0	0	0	0	0	0	0	0	-	-	-	-
1908	0	0	0	0	0	0	0	0	0	0	-	-	-
1909	-	0	0	0	0	0	0	0	0	0	-	-	-
1910	0	0	0	0	0	0	1	0	0	0	0	0	1
1911	-	-	-	0	0	-	-	0	0	-	-	0	-
1912	0	0	-	-	-	0	0	0	0	1	0	0	-
1913	0	0	0	0	0	1	0	0	0	0	0	-	-
1914	0	0	0	0	0	0	0	0	0	0	0	0	0
1915	0	0	0	0	0	0	0	0	0	0	0	0	0
1916	2	0	1	0	0	0	0	0	0	1	0	0	4
1917	0	1	0	0	1	0	1	0	0	0	0	0	3
1918	0	0	0	0	0	1	0	0	0	0	0	0	1
1919	0	0	0	0	0	0	0	0	0	0	0	0	0
1920	0	0	0	0	0	0	0	0	0	0	0	0	0
1921	0	0	0	0	0	0	0	0	0	0	0	1	1
1922	0	1	0	0	1	0	0	0	0	0	0	0	2
1923	0	0	0	0	0	0	0	0	0	0	0	0	0
1924	0	0	0	0	0	0	0	0	0	0	0	1	1
1925	0	0	0	1	0	0	0	0	1	0	0	0	2
1926	0	0	0	0	0	0	0	0	0	0	0	0	0
1927	0	0	0	0	0	0	0	0	0	0	0	0	0
1928	0	0	0	0	0	0	0	0	0	0	0	0	0
1929	0	0	0	0	0	1	0	0	0	0	0	0	1
1930	1	0	0	0	0	0	0	0	0	0	2	0	3
1931	0	0	0	0	0	0	0	0	0	0	0	0	0
1932	0	0	0	0	0	0	0	0	0	0	0	0	0
1933	0	0	0	0	0	0	0	0	0	0	0	0	0
1934	0	0	0	0	0	0	0	0	0	0	0	0	0
1935	0	0	0	0	0	0	0	0	0	0	0	0	0
1936	0	0	0	0	0	0	0	0	0	0	0	0	0

# MONTHLY AND ANNUAL FREQUENCY OF DAILY PRECIPITATION OF 1.00 INCH OR MORE, CONTINUED ELKO

Note: Periods with incomplete data are listed with a dash (-)

Year	Jan	Feb	Mar	Apr	May	Jun	Jul	Aug	Sep	Oct	Nov	Dec	Annual
1937	0	0	0	0	0	0	0	0	0	0	0	0	0
1938	0	0	0	0	0	0	0	0	0	1	0	0	1
1939	0	0	0	0	0	0	0	0	0	1	0	0	1
1940	0	0	0	0	0	0	0	0	0	0	0	0	0
1941	0	0	0	0	0	0	0	1	0	0	0	0	1
1942	0	0	0	0	0	0	0	0	0	0	1	0	1
1943	0	0	0	1	0	0	0	0	0	0	0	0	1
1944	0	0	0	0	0	0	0	0	0	0	0	0	0
1945	0	0	0	0	0	0	0	0	0	0	0	0	0
1946	0	0	0	0	0	0	0	0	0	1	0	0	1
1947	0	0	0	0	0	0	0	0	0	0	0	0	0
1948	0	0	0	0	0	0	0	0	0	0	0	0	0
1949	0	0	0	0	0	0	0	0	0	0	0	0	0
1950	0	0	0	0	0	0	1	0	0	0	1	1	3
1951	1	0	0	0	0	0	0	0	0	0	0	0	1
1952	0	0	0	0	0	0	0	0	0	0	0	0	0
1953	0	0	0	0	0	0	0	0	0	0	0	0	0
1954	0	0	0	0	0	0	0	0	0	0	0	0	0
1955	0	0	0	0	0	0	0	0	0	0	0	0	0
1956	0	0	0	0	0	0	0	0	0	0	0	0	0
1957	0	0	0	0	0	0	0	0	0	0	0	0	0
1958	0	0	0	0	0	0	0	0	0	0	0	0	0
1959	0	0	0	0	0	0	0	0	1	0	0	0	1
1960	0	0	0	0	0	0	0	0	0	0	0	0	0
1961	0	0	0	0	0	0	0	0	0	0	0	0	0
1962	0	0	0	0	0	0	0	0	0	0	0	0	0
1963	0	0	0	0	0	0	0	0	0	0	0	0	0
1964	0	0	0	0	0	0	0	0	0	0	0	0	0
1965	0	0	0	0	0	0	0	0	0	0	0	0	0
1966	0	0	0	0	0	0	0	0	0	0	0	0	0
1967	0	0	0	0	0	0	0	0	0	0	0	0	0
1968	0	0	0	0	0	1	0	0	0	0	0	0	1
1969	0	0	0	0	0	0	0	0	0	0	0	0	0
1970	0	0	0	0	0	0	0	1	0	0	0	0	1
1971	0	0	0	0	1	0	0	0	0	0	0	0	1
1972	0	0	0	0	0	0	0	0	0	0	0	0	0
1973	0	0	0	0	0	0	0	0	0	0	0	0	0
1974	0	0	0	0	0	0	0	0	0	0	0	0	0
1975	0	0	0	0	0	0	0	0	0	0	0	0	0
1976	0	0	0	0	0	0	0	0	0	0	0	0	0
1977	0	0	0	0	0	0	0	0	0	0	0	0	0
1978	0	0	0	0	0	0	0	0	1	0	0	0	1
1979	0	0	0	0	0	0	0	0	0	0	0	0	0
1980	1	0	0	0	0	0	0	0	0	0	0	0	1
1981	0	0	0	0	0	0	0	0	0	0	0	0	0
1982	0	0	0	0	0	0	0	0	0	0	0	0	0
1983	0	0	0	0	0	0	0	0	0	0	0	0	0
1984	0	0	0	0	0	0	0	0	0	0	0	0	0
1985	0	0	0	0	0	0	0	0	0	0	0	0	0

# MONTHLY AND ANNUAL FREQUENCY OF DAILY PRECIPITATION OF 1.00 INCH OR MORE, CONTINUED ELKO

Note: Periods with incomplete data are listed with a dash (-)

Year	Jan	Feb	Mar	Apr	May	Jun	Jul	Aug	Sep	Oct	Nov	Dec	Annual
1986	0	0	0	0	0	0	0	0	0	0	0	0	0
1987	0	0	0	0	0	0	0	0	0	0	0	0	0
1988	0	0	0	0	0	0	0	0	0	0	0	0	0
1989	0	0	0	0	0	0	0	0	0	0	0	0	0
1990	0	0	0	0	0	0	0	0	0	0	0	0	0
1991	0	0	0	0	0	0	0	0	0	0	0	0	0
1992	0	0	0	0	0	0	0	0	0	0	0	0	0
1993	0	0	0	0	0	0	0	0	0	0	0	0	0
1994	0	0	0	0	0	0	0	0	0	0	0	0	0
1995	0	0	0	0	0	0	0	0	0	0	0	0	0
1996	0	0	0	0	0	0	0	0	0	0	0	0	0
1997	0	0	0	0	0	0	0	1	0	0	0	0	1
1998	0	0	0	0	0	0	0	0	0	0	0	0	0
1999	0	0	0	0	0	0	0	0	0	0	0	0	0
2000	0	0	0	0	0	0	0	0	0	0	0	0	0
2001	0	0	0	0	0	0	1	0	0	0	0	0	1
2002	0	0	0	0	0	0	0	0	0	0	0	0	0
2003	0	0	0	0	0	0	0	0	0	0	0	0	0
2004	0	0	0	0	0	0	0	0	0	0	0	0	0
2005	0	0	0	0	0	0	0	0	0	0	0	1	1
2006	0	0	0	0	0	0	0	0	0	0	0	0	0
2007	0	0	0	0	0	0	0	0	0	0	0	0	0
2008	0	0	0	0	0	0	0	0	0	0	0	0	0
2009	0	0	0	0	0	0	0	0	0	0	0	0	0
2010	0	0	0	0	0	0	0	0	0	1	0	0	1
2011	0	0	0	0	0	0	0	0	0	0	0	0	0
Stat	Jan	Feb	Mar	Apr	May	Jun	Jul	Aug	Sep	Oct	Nov	Dec	Annual
Max	2	2	1	1	1	1	1	2	1	1	2	2	4
Min	0	0	0	0	0	0	0	0	0	0	0	0	0
Mean	0.1	0.0	0.0	0.0	0.1	0.1	0.1	0.1	0.0	0.1	0.1	0.1	0.5
Medn	0	0	0	0	0	0	0	0	0	0	0	0	0
StDv	0.3	0.2	0.2	0.2	0.2	0.3	0.2	0.3	0.2	0.3	0.3	0.3	0.9



# 10 LONGEST CONTINUOUS STRETCHES OF LOW DAILY PRECIPITATION ELKO

Daily Precipitation < 0.01"			Daily Precipitation < 0.10"		
First	Last	Days	First	Last	Days
May 30 1919	Sep 29 1919	123	Jul 16 1910	Dec 31 1910	169
May 27 1924	Sep 3 1924	100	Mar 30 1924	Sep 3 1924	158
Jun 16 1920	Sep 22 1920	99	Jun 8 1987	Oct 28 1987	143
Jun 30 1903	Sep 29 1903	92	Jun 15 1927	Oct 25 1927	133
Jul 16 1928	Oct 9 1928	86	Jul 2 1928	Nov 5 1928	127
May 29 1895	Aug 20 1895	84	May 30 1919	Sep 29 1919	123
Jul 10 1926	Sep 28 1926	81	Sep 19 1959	Jan 16 1960	120
Aug 13 1902	Oct 31 1902	80	Jul 16 1954	Nov 11 1954	119
Sep 23 1929	Dec 8 1929	77	Jun 16 1956	Oct 10 1956	117
Jun 17 1929	Aug 31 1929	76	Jun 2 1949	Sep 26 1949	117

Daily Precipitation < 0.50"			Daily Precipitation < 1.00"		
First	Last	Days	First	Last	Days
Jun 6 1932	Apr 7 1935	1036	Jan 14 1980	Aug 10 1997	6419
Jun 10 1957	Sep 13 1959	826	Sep 15 1959	Jun 4 1968	3186
Feb 18 1986	Nov 5 1987	626	Jan 19 1951	Sep 13 1959	3160
Oct 2 1946	Jun 2 1948	610	Nov 17 1930	Oct 8 1938	2883
Oct 8 1975	May 23 1977	594	May 22 1971	Sep 4 1978	2663
May 24 1980	Dec 25 1981	581	Jan 1 2006	Oct 23 2010	1757
Nov 14 2006	May 25 2008	559	Jul 9 2001	Dec 30 2005	1636
Apr 30 1973	Oct 27 1974	546	Aug 12 1997	Jul 7 2001	1426
Feb 8 1960	Aug 4 1961	544	Oct 2 1946	Jul 6 1950	1374
Dec 9 1918	Apr 15 1920	494	Sep 22 1925	Jun 15 1929	1363

# 10 LONGEST CONTINUOUS STRETCHES OF HIGH DAILY PRECIPITATION ELKO

Daily Precipitation >= 0.01"			Daily Precipitation >= 0.10"		
First	Last	Days	First	Last	Days
May 31 1963	Jun 11 1963	12	Nov 16 1900	Nov 22 1900	7
Jan 18 1969	Jan 28 1969	11	Dec 21 1983	Dec 26 1983	6
May 4 1980	May 13 1980	10	Mar 26 1904	Mar 31 1904	6
Feb 14 1980	Feb 23 1980	10	Dec 30 1889	Jan 4 1890	6
Dec 22 1964	Dec 31 1964	10	Apr 29 1999	May 3 1999	5
Feb 12 1986	Feb 20 1986	9	Nov 29 1983	Dec 3 1983	5
Nov 29 1983	Dec 7 1983	9	May 30 1980	Jun 3 1980	5
Dec 25 1981	Jan 2 1982	9	May 5 1930	May 9 1930	5
Jan 23 1981	Jan 31 1981	9	Feb 24 1902	Feb 28 1902	5
Dec 28 1939	Jan 5 1940	9	May 6 1890	May 10 1890	5
Jan 15 1933	Jan 23 1933	9			

# TOTAL MONTHLY AND ANNUAL SNOWFALL ELKO

Note: Periods with incomplete data are listed with a dash (-)

Year	Jan	Feb	Mar	Apr	May	Jun	Jul	Aug	Sep	Oct	Nov	Dec	Annual
1888	-	-	-	-	-	-	-	-	-	-	-	0.2	-
1889	0.8	T	-	-	-	-	-	-	-	-	-	-	-
1890	69.0	22.0	-	-	-	-	-	-	-	-	-	-	-
1891	1.5	-	-	-	-	-	-	-	-	-	0.0	54.0	-
1892	6.0	-	-	-	-	-	-	-	-	-	6.0	-	-
1893	15.0	4.3	8.7	-	0.0	-	-	0.0	-	0.0	0.0	7.0	-
1894	22.5	10.0	-	-	-	-	-	-	-	-	0.0	32.4	-
1895	24.6	6.0	3.2	-	1.0	-	-	-	0.5	-	5.1	10.0	-
1896	-	0.5	-	0.2	-	-	-	-	-	-	1.0	T	-
1897	4.0	-	-	-	-	-	-	-	-	-	4.0	7.0	-
1898	8.5	0.5	6.0	-	-	-	-	-	-	5.0	6.0	11.0	-
1899	-	6.8	30.0	1.0	-	-	-	-	-	1.5	0.5	17.5	-
1900	0.5	-	2.4	-	-	-	-	0.0	0.0	2.0	11.0	1.3	-
1901	10.5	17.0	-	3.3	1.0	-	-	-	-	-	0.0	-	-
1902	8.0	23.5	35.5	3.0	T	0.5	0.0	0.0	0.0	-	-	-	-
1903	-	1.2	22.0	-	T	-	-	-	0.0	-	0.0	3.5	-
1904	17.0	12.0	14.5	4.0	5.0	-	0.0	-	0.0	-	-	-	-
1905	T	0.2	-	-	3.5	-	-	-	-	-	-	-	-
1906	-	-	-	-	-	-	-	-	-	-	-	-	-
1907	-	-	-	-	-	-	-	-	-	-	-	-	-
1908	-	-	-	-	-	-	-	-	-	-	-	-	-
1909	-	-	-	-	T	0.0	0.0	-	-	T	-	-	-
1910	15.2	9.0	T	0.0	0.0	0.0	0.0	0.0	0.0	-	0.2	0.5	-
1911	-	-	-	-	T	0.0	-	-	0.0	T	0.8	8.8	-
1912	-	-	-	-	T	0.0	0.0	0.0	T	2.0	T	-	-
1913	11.0	3.0	-	T	0.0	-	0.0	0.0	-	T	2.5	-	-
1914	11.3	3.6	0.6	-	0.0	1.7	-	0.0	-	-	T	4.5	-
1915	T	4.0	0.0	4.0	T	-	0.0	0.0	0.0	0.0	3.0	3.0	-
1916	48.5	9.5	7.0	0.0	T	0.0	0.0	0.0	0.0	T	T	-	-
1917	10.0	9.0	11.0	0.0	-	0.0	0.0	-	0.0	0.0	T	T	-
1918	3.0	5.5	0.0	0.0	-	-	-	-	-	-	5.0	2.0	-
1919	T	-	2.0	-	-	-	-	0.0	0.0	-	6.0	-	-
1920	-	-	-	12.0	-	-	-	-	-	-	-	-	-
1921	-	15.0	-	T	-	-	0.0	0.0	0.0	0.0	0.2	11.0	-
1922	16.0	-	-	T	0.0	0.0	0.0	0.0	-	-	7.0	-	-
1923	5.0	6.0	2.0	T	-	0.0	0.0	0.0	0.0	-	T	7.5	-
1924	6.0	T	6.0	0.0	0.0	0.0	0.0	-	-	T	5.0	-	-
1925	10.0	-	-	19.0	-	-	-	-	-	-	-	-	-
1926	-	11.0	T	-	-	-	-	-	-	-	T	-	-
1927	4.0	5.0	T	-	T	-	-	-	-	-	4.0	19.0	-
1928	11.0	3.0	T	T	0.0	0.0	0.0	0.0	0.0	T	T	8.0	22.0
1929	16.0	4.0	8.0	T	T	0.0	0.0	0.0	0.0	0.0	0.0	T	28.0
1930	29.0	4.0	2.0	T	2.0	0.0	0.0	0.0	0.0	0.0	20.0	0.2	57.2
1931	1.3	0.5	T	T	0.0	0.0	0.0	0.0	T	0.3	10.0	13.5	25.6
1932	29.2	26.1	T	T	0.0	T	0.0	0.0	0.0	T	T	17.1	72.4
1933	24.2	10.9	1.1	0.5	T	0.0	0.0	0.0	0.0	T	0.5	5.2	42.4
1934	2.7	3.6	0.0	0.3	0.0	0.0	0.0	0.0	T	0.0	4.3	6.6	17.5
1935	5.8	5.3	5.9	3.1	0.0	0.0	0.0	0.0	0.0	1.8	2.5	6.5	30.9
1936	3.8	15.8	5.5	T	0.0	0.0	0.0	0.0	0.0	0.0	0.2	9.0	34.3
1937	15.7	5.9	8.0	2.0	0.0	0.0	0.0	0.0	0.0	0.0	T	1.5	33.1
1938	5.4	4.0	3.0	T	T	0.0	0.0	0.0	0.0	0.0	3.2	1.0	16.6

# TOTAL MONTHLY AND ANNUAL SNOWFALL, CONTINUED ELKO

Note: Periods with incomplete data are listed with a dash (-)

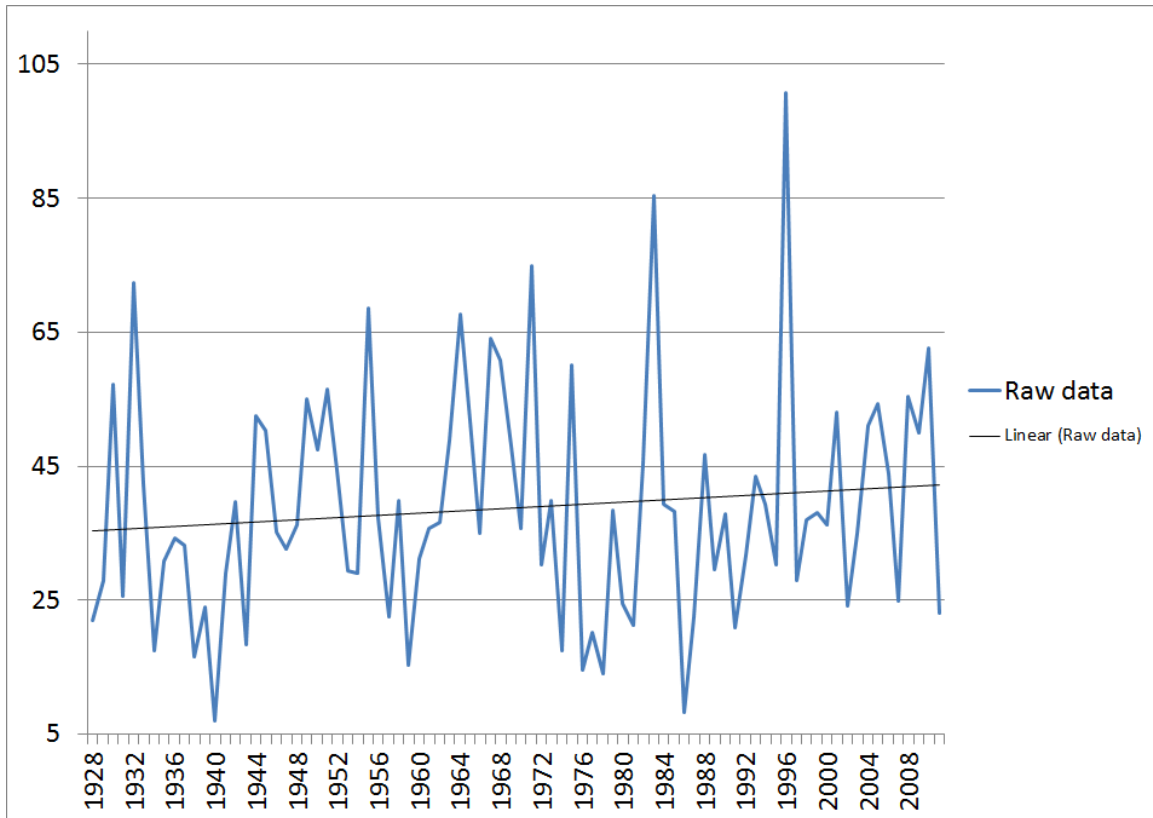
Year	Jan	Feb	Mar	Apr	May	Jun	Jul	Aug	Sep	Oct	Nov	Dec	Annual
1939	5.5	7.3	9.9	0.2	0.0	0.0	0.0	0.0	0.0	1.0	0.0	0.0	23.9
1940	2.0	3.0	T	T	0.0	0.0	0.0	0.0	0.0	T	T	2.0	7.0
1941	9.9	1.8	1.0	1.0	T	0.0	0.0	0.0	T	T	7.3	8.1	29.1
1942	8.9	11.6	2.1	2.7	1.5	0.0	0.0	0.0	0.0	T	7.5	5.3	39.6
1943	8.9	7.9	0.1	1.2	T	T	0.0	0.0	0.0	0.3	0.0	T	18.4
1944	14.0	11.5	3.0	1.0	0.0	T	0.0	0.0	0.0	0.0	16.6	6.4	52.5
1945	4.3	5.1	12.4	3.9	0.0	0.0	0.0	0.0	T	T	10.9	13.8	50.4
1946	8.1	4.2	13.1	0.2	0.2	0.0	0.0	0.0	0.0	4.7	4.2	0.4	35.1
1947	11.5	3.1	0.1	4.4	0.0	0.0	0.0	0.0	T	0.0	10.4	3.2	32.7
1948	2.9	2.6	9.1	3.7	T	0.0	0.0	0.0	1.9	0.8	1.5	13.8	36.3
1949	16.1	24.9	1.7	0.0	T	T	0.0	T	0.0	3.0	0.1	9.2	55.0
1950	27.4	0.7	3.9	7.1	1.5	T	T	0.0	T	T	4.0	2.8	47.4
1951	22.2	8.0	11.8	0.7	0.4	0.0	0.0	0.0	0.0	0.0	1.3	12.1	56.5
1952	10.7	9.0	13.3	T	T	T	0.0	T	T	0.0	2.7	8.6	44.3
1953	5.1	2.4	3.6	2.1	1.6	T	0.0	T	0.0	0.5	2.9	11.1	29.3
1954	6.7	1.1	17.0	T	0.0	T	T	0.0	0.0	T	T	4.3	29.1
1955	14.0	5.6	T	1.4	2.8	0.0	0.0	0.0	0.0	T	13.5	31.2	68.5
1956	16.2	11.1	2.9	0.8	T	0.0	0.0	0.0	0.0	1.2	1.4	3.7	37.3
1957	9.3	1.0	2.9	0.1	T	T	0.0	0.0	0.0	T	5.3	4.0	22.6
1958	13.6	7.4	10.4	2.2	0.0	0.0	0.0	0.0	0.0	T	T	6.3	39.9
1959	3.4	4.8	1.7	2.2	0.4	0.0	0.0	0.0	0.0	T	T	2.7	15.2
1960	12.8	5.1	2.8	1.3	1.7	0.0	0.0	0.0	0.0	T	2.2	5.2	31.1
1961	0.3	5.9	11.0	0.7	T	0.0	0.0	0.0	T	3.0	6.2	8.6	35.7
1962	12.7	4.7	14.9	T	2.4	0.0	0.0	0.0	0.0	T	1.9	T	36.6
1963	11.4	1.0	5.6	14.3	0.6	0.0	0.0	0.0	0.0	5.2	5.3	5.5	48.9
1964	22.4	3.0	12.3	4.9	1.9	T	0.0	0.0	0.0	0.0	12.2	11.0	67.7
1965	9.3	4.9	4.5	7.7	0.8	0.0	0.0	0.0	T	0.8	9.4	14.3	51.7
1966	4.8	7.2	2.6	2.0	T	0.0	0.0	0.0	0.0	0.1	0.9	17.4	35.0
1967	12.5	1.2	23.2	11.1	1.2	0.0	0.0	0.0	0.0	T	6.4	8.5	64.1
1968	16.1	0.5	10.4	3.5	0.4	T	0.0	0.0	T	0.0	3.3	26.7	60.9
1969	10.9	17.4	4.9	2.4	0.0	0.0	0.0	0.0	0.0	2.3	T	10.1	48.0
1970	1.6	1.0	4.0	4.1	0.4	0.0	0.0	0.0	0.0	4.0	3.1	17.5	35.7
1971	9.0	12.0	2.0	10.1	11.3	T	0.0	0.0	T	5.4	9.1	16.1	75.0
1972	1.2	9.1	3.6	0.6	T	0.0	0.0	0.0	0.0	1.0	7.6	7.2	30.3
1973	10.5	5.5	5.0	1.0	0.0	0.0	0.0	0.0	0.0	0.0	6.8	11.1	39.9
1974	5.1	1.0	2.2	2.1	T	0.0	0.0	0.0	0.0	0.0	T	7.1	17.5
1975	14.5	5.9	6.3	15.0	8.0	0.0	0.0	0.0	0.0	0.6	7.3	2.5	60.1
1976	4.6	5.2	3.5	0.8	0.0	0.0	0.0	0.0	0.0	0.0	0.5	T	14.6
1977	4.3	1.8	1.5	2.0	2.2	0.0	0.0	0.0	0.0	0.0	3.0	5.3	20.1
1978	5.5	5.5	T	T	T	0.0	0.0	0.0	T	T	1.0	2.0	14.0
1979	8.3	13.0	2.4	2.1	0.6	T	0.0	0.0	0.0	1.5	8.2	2.3	38.4
1980	12.5	3.4	3.9	0.5	2.0	0.0	0.0	0.0	0.0	1.2	0.5	0.5	24.5
1981	4.5	1.4	2.2	2.9	0.2	T	0.0	0.0	0.0	T	0.3	9.8	21.3
1982	11.2	0.3	13.8	3.5	T	T	0.0	0.0	2.0	T	8.1	6.6	45.5
1983	16.5	10.6	9.6	1.9	0.2	0.0	0.0	0.0	0.0	0.0	13.4	33.2	85.4
1984	6.6	5.8	5.1	5.9	T	0.0	0.0	0.0	0.0	5.6	5.4	4.9	39.3
1985	5.6	2.0	7.7	0.4	0.0	0.0	0.0	0.0	0.0	0.7	16.8	5.1	38.3
1986	0.8	2.0	1.9	1.4	0.1	0.0	0.0	0.0	T	0.0	1.1	1.0	8.3
1987	6.9	6.1	3.1	T	0.0	0.0	0.0	0.0	0.0	0.0	0.3	6.1	22.5

**TOTAL MONTHLY AND ANNUAL SNOWFALL,  
CONTINUED  
ELKO**

Note: Periods with incomplete data are listed with a dash (-)

Year	Jan	Feb	Mar	Apr	May	Jun	Jul	Aug	Sep	Oct	Nov	Dec	Annual
1988	14.5	0.2	1.0	T	3.7	0.0	0.0	0.0	0.0	0.0	11.3	16.1	46.8
1989	11.0	9.6	4.6	T	0.0	0.0	0.0	0.0	0.0	0.1	4.3	0.0	29.6
1990	6.9	9.4	3.5	T	2.1	0.0	T	T	0.0	0.0	3.2	12.7	37.8
1991	2.1	0.7	5.0	1.5	2.0	0.0	0.0	0.0	0.0	2.9	5.9	0.7	20.8
1992	2.4	3.2	1.8	T	0.0	0.0	0.0	0.0	0.0	0.0	4.5	19.9	31.8
1993	23.5	15.9	1.2	0.6	T	0.0	0.0	T	0.0	0.0	1.4	0.9	43.5
1994	5.0	13.2	0.1	1.4	T	0.0	0.0	0.0	0.0	T	15.4	4.2	39.3
1995	9.9	3.3	7.5	5.7	0.2	T	T	0.0	0.0	0.0	0.8	2.9	30.3
1996	45.7	11.6	6.5	0.9	0.3	0.0	0.0	0.0	0.0	2.1	6.0	27.7	100.8
1997	15.6	2.3	3.3	2.1	0.3	0.0	0.0	0.0	0.0	T	1.1	3.2	27.9
1998	5.5	11.0	10.5	0.6	0.2	0.0	T	0.0	0.0	0.0	2.3	6.9	37.0
1999	8.8	4.2	5.4	16.6	1.1	0.0	0.0	T	0.0	0.0	0.7	1.2	38.0
2000	5.1	12.3	8.2	T	T	0.0	0.0	0.0	0.0	0.9	5.0	4.8	36.3
2001	8.2	9.0	0.9	4.6	0.0	T	0.0	0.0	0.0	0.0	9.4	20.9	53.0
2002	9.1	1.2	2.5	4.0	1.5	0.0	0.0	0.0	0.0	T	0.5	5.3	24.1
2003	0.2	2.9	0.2	6.3	1.8	0.0	0.0	0.0	0.0	0.5	2.2	20.8	34.9
2004	13.4	11.7	0.5	3.3	T	0.0	0.0	0.0	T	1.1	6.0	15.1	51.1
2005	25.6	9.1	3.5	2.5	0.0	0.0	0.0	0.0	0.0	0.0	7.8	5.8	54.3
2006	5.6	3.5	20.0	4.7	0.0	T	0.0	0.0	0.0	T	2.8	7.3	43.9
2007	4.5	7.5	3.4	0.1	T	0.0	0.0	0.0	T	1.1	0.1	8.2	24.9
2008	28.0	11.0	2.8	1.2	T	0.0	0.0	0.0	0.0	T	0.1	12.3	55.4
2009	5.0	7.8	6.5	8.5	0.0	T	0.0	0.0	T	1.7	0.1	20.4	50.0
2010	6.5	5.4	9.3	14.6	0.7	0.0	0.0	0.0	0.0	0.1	13.3	12.7	62.6
2011	0.3	4.1	5.9	9.4	0.3	T	0.0	0.0	0.0	0.3	2.7	T	23.0
Stat	Jan	Feb	Mar	Apr	May	Jun	Jul	Aug	Sep	Oct	Nov	Dec	Annual
Max	69.0	26.1	35.5	19.0	11.3	1.7	T	T	2.0	5.6	20.0	54.0	100.8
Min	T	T	0.0	0.0	0.0	0.0	0.0	0.0	0.0	0.0	0.0	0.0	7.0
Mean	10.8	6.6	5.7	2.8	0.7	0.0	0.0	0.0	0.0	0.7	4.0	8.6	38.8
Medn	8.9	5.3	3.5	1.2	T	0.0	0.0	0.0	0.0	T	2.7	6.6	36.5
StDv	10.3	5.5	6.3	4.0	1.6	0.2	0.0	0.0	0.3	1.3	4.5	8.7	17.3

## TOTAL ANNUAL SNOWFALL (GRAPHED) ELKO



Note: Data may have been affected by the relocation of the main observing site from downtown Elko to Elko Regional Airport in December 1930. Data may have also been affected by the change from a voluntary, part-time observer program to a paid, full-time observer program which also occurred in December 1930. Finally, data may have been affected by the move of the snowfall observing site several miles northeast of the airport in February 2001. Use graph with caution.

# 10 SNOWIEST MONTHS AND YEARS

## ELKO

NOTE: \* indicates value also occurred previously

### JANUARY

69.0 in 1890  
48.5 in 1916  
45.7 in 1996  
29.2 in 1932  
29.0 in 1930  
28.0 in 2008  
27.4 in 1950  
25.6 in 2005  
24.6 in 1895  
24.2 in 1933

### FEBRUARY

27.0 in 1922  
26.1 in 1932  
24.9 in 1949  
23.5 in 1902  
22.0 in 1890  
17.4 in 1969  
17.0 in 1901  
15.9 in 1993  
15.8 in 1936  
15.0 in 1921\*

### MARCH

35.5 in 1902  
30.0 in 1899  
23.2 in 1967  
22.0 in 1903  
20.0 in 2006  
17.0 in 1954  
14.9 in 1962  
14.5 in 1904  
13.8 in 1982  
13.3 in 1952

### APRIL

19.0 in 1925  
16.6 in 1999  
15.0 in 1975  
14.6 in 2010  
14.3 in 1963  
12.0 in 1920  
11.1 in 1967  
10.1 in 1971  
9.4 in 2011  
8.5 in 2009

### MAY

11.3 in 1971  
8.0 in 1975  
5.0 in 1904  
3.7 in 1988  
3.5 in 1905  
2.8 in 1955  
2.4 in 1962  
2.2 in 1977  
2.1 in 1990  
2.0 in 1991\*

### JUNE

1.7 in 1914  
0.5 in 1902  
Trace in 2011  
Trace in 2009  
Trace in 2006  
Trace in 2001  
Trace in 1995  
Trace in 1982  
Trace in 1981  
Trace in 1979\*

### JULY

Trace in 1998 (hail)  
Trace in 1995 (hail)  
Trace in 1990 (hail)  
Trace in 1954 (hail)  
Trace in 1950 (hail)

### AUGUST

Trace in 1999 (hail)  
Trace in 1993 (hail)  
Trace in 1990 (hail)  
Trace in 1953 (hail)  
Trace in 1952 (hail)  
Trace in 1949 (hail)

### SEPTEMBER

2.0 in 1982  
1.9 in 1948  
0.5 in 1895  
Trace in 2009  
Trace in 2007  
Trace in 2004  
Trace in 1986  
Trace in 1978  
Trace in 1971  
Trace in 1968\*

### OCTOBER

9.0 in 1920  
6.0 in 1919  
5.6 in 1984  
5.4 in 1971  
5.2 in 1963  
5.0 in 1898  
4.7 in 1946  
4.0 in 1970  
3.0 in 1961  
3.0 in 1949

### NOVEMBER

20.0 in 1930  
16.8 in 1985  
16.6 in 1944  
15.4 in 1994  
13.5 in 1955  
13.4 in 1983  
13.3 in 2010  
12.2 in 1964  
11.3 in 1988  
11.0 in 1900

### DECEMBER

54.0 in 1891  
33.2 in 1983  
32.4 in 1894  
31.2 in 1955  
27.7 in 1996  
26.7 in 1968  
26.0 in 1924  
20.9 in 2001  
20.8 in 2003  
20.4 in 2009

### ANNUAL

100.8 in 1996  
91.0 in 1890  
85.4 in 1983  
75.0 in 1971  
72.0 in 1932  
70.5 in 1902  
70.3 in 1916  
68.5 in 1955  
67.7 in 1964  
64.9 in 1894

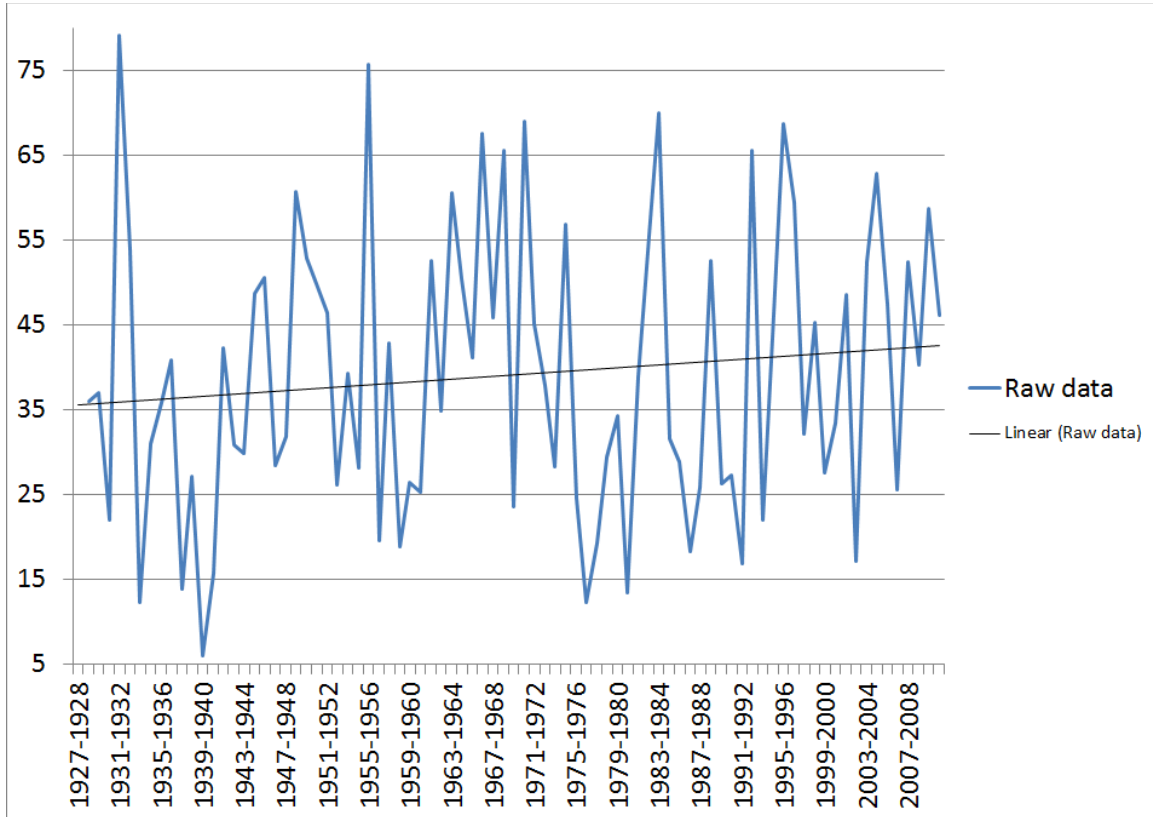
# SEASONAL SNOWFALL ELKO

Note: Periods with incomplete data are listed with a dash (-)

Season	Total	Season	Total	Season	Total
1887-1888	-	1929-1930	37.0	1971-1972	45.1
1888-1889	-	1930-1931	22.0	1972-1973	37.8
1889-1890	-	1931-1932	79.1	1973-1974	28.3
1890-1891	-	1932-1933	53.8	1974-1975	56.8
1891-1892	-	1933-1934	12.3	1975-1976	24.5
1892-1893	-	1934-1935	31.0	1976-1977	12.3
1893-1894	-	1935-1936	35.9	1977-1978	19.3
1894-1895	-	1936-1937	40.8	1978-1979	29.4
1895-1896	-	1937-1938	13.9	1979-1980	34.3
1896-1897	-	1938-1939	27.1	1980-1981	13.4
1897-1898	-	1939-1940	6.0	1981-1982	38.9
1898-1899	-	1940-1941	15.7	1982-1983	55.5
1899-1900	-	1941-1942	42.2	1983-1984	70.0
1900-1901	-	1942-1943	30.9	1984-1985	31.6
1901-1902	-	1943-1944	29.8	1985-1986	28.8
1902-1903	-	1944-1945	48.7	1986-1987	18.2
1903-1904	-	1945-1946	50.5	1987-1988	25.8
1904-1905	-	1946-1947	28.4	1988-1989	52.6
1905-1906	-	1947-1948	31.9	1989-1990	26.3
1906-1907	-	1948-1949	60.7	1990-1991	27.2
1907-1908	-	1949-1950	52.9	1991-1992	16.9
1908-1909	-	1950-1951	49.9	1992-1993	65.6
1909-1910	-	1951-1952	46.4	1993-1994	22.0
1910-1911	-	1952-1953	26.1	1994-1995	46.2
1911-1912	-	1953-1954	39.3	1995-1996	68.7
1912-1913	-	1954-1955	28.1	1996-1997	59.4
1913-1914	-	1955-1956	75.7	1997-1998	32.1
1914-1915	-	1956-1957	19.6	1998-1999	45.3
1915-1916	71.0	1957-1958	42.9	1999-2000	27.5
1916-1917	-	1958-1959	18.8	2000-2001	33.4
1917-1918	-	1959-1960	26.4	2001-2002	48.6
1918-1919	-	1960-1961	25.3	2002-2003	17.2
1919-1920	-	1961-1962	52.5	2003-2004	52.4
1920-1921	-	1962-1963	34.8	2004-2005	62.9
1921-1922	-	1963-1964	60.5	2005-2006	47.4
1922-1923	-	1964-1965	50.4	2006-2007	25.6
1923-1924	-	1965-1966	41.1	2007-2008	52.4
1924-1925	-	1966-1967	67.6	2008-2009	40.2
1925-1926	-	1967-1968	45.8	2009-2010	58.7
1926-1927	-	1968-1969	65.6	2010-2011	46.1
1927-1928	-	1969-1970	23.5		
1928-1929	36.0	1970-1971	69.0		



## SEASONAL SNOWFALL (GRAPHED) ELKO



Note: Data may have been affected by the relocation of the main observing site from downtown Elko to Elko Regional Airport in December 1930. Data may have also been affected by the change from a voluntary, part-time observer program to a paid, full-time observer program which also occurred in December 1930. Finally, data may have been affected by the move of the snowfall observing site several miles northeast of the airport in February 2001. Use graph with caution.

# SEASONAL SNOWFALL EXTREMES ELKO

## 10 SNOWIEST SEASONS

91.0 in 1889-1890  
79.1 in 1931-1932  
75.7 in 1955-1956  
75.6 in 1901-1902  
71.0 in 1915-1916  
70.0 in 1983-1984  
69.0 in 1970-1971  
68.7 in 1995-1996  
67.6 in 1966-1967  
67.2 in 1898-1999\*

## 10 LEAST SNOWY SEASONS

6.0 in 1939-1940  
12.3 in 1976-1977  
12.3 in 1933-1934  
13.4 in 1980-1981  
13.9 in 1937-1938  
15.7 in 1940-1941  
16.9 in 1991-1992  
17.2 in 2002-2003  
18.2 in 1986-1987  
18.8 in 1958-1959

# MONTHLY AND ANNUAL MAXIMUM DAILY SNOWFALL ELKO

Note: Periods with incomplete data are listed with a dash (-)

Year	Jan	Feb	Mar	Apr	May	Jun	Jul	Aug	Sep	Oct	Nov	Dec	Annual
1888	-	-	-	-	-	-	-	-	-	-	-	0.2	-
1889	0.4	T	-	-	-	-	-	-	-	-	-	-	-
1890	10.0	7.5	-	-	-	-	-	-	-	-	-	-	-
1891	1.0	-	-	-	-	-	-	-	-	-	0.0	10.0	-
1892	6.0	-	-	-	-	-	-	-	-	-	4.0	-	-
1893	15.0	3.0	6.0	-	0.0	-	-	0.0	-	0.0	0.0	2.5	-
1894	10.0	8.0	-	-	-	-	-	-	-	-	0.0	13.0	-
1895	9.0	2.5	1.1	-	1.0	-	-	-	0.5	-	2.0	5.0	-
1896	-	0.5	-	0.2	-	-	-	-	-	-	1.0	T	-
1897	2.0	-	-	-	-	-	-	-	-	-	4.0	7.0	-
1898	6.0	0.5	3.0	-	-	-	-	-	-	5.0	5.0	6.0	-
1899	-	3.0	13.0	1.0	-	-	-	-	-	1.0	0.5	6.0	-
1900	0.5	-	2.0	-	-	-	-	0.0	0.0	2.0	6.0	0.5	-
1901	3.0	6.0	-	2.0	1.0	-	-	-	-	-	0.0	-	-
1902	4.0	12.0	12.0	3.0	T	0.5	0.0	0.0	0.0	-	-	-	-
1903	-	1.0	15.0	-	T	-	-	-	0.0	-	0.0	1.0	-
1904	5.0	4.0	6.0	4.0	5.0	-	0.0	-	0.0	-	-	-	-
1905	T	0.2	-	-	2.0	-	-	-	-	-	-	-	-
1906	-	-	-	-	-	-	-	-	-	-	-	-	-
1907	-	-	-	-	-	-	-	-	-	-	-	-	-
1908	-	-	-	-	-	-	-	-	-	-	-	-	-
1909	-	-	-	-	T	0.0	0.0	-	-	T	-	-	-
1910	11.9	4.8	T	0.0	0.0	0.0	0.0	0.0	0.0	-	0.2	0.4	-
1911	-	-	-	-	T	0.0	-	-	0.0	T	0.8	3.0	-
1912	-	-	-	-	T	0.0	0.0	0.0	T	2.0	T	-	-
1913	5.0	2.0	-	T	0.0	-	0.0	0.0	-	T	2.0	-	-
1914	2.2	1.7	0.6	-	0.0	1.7	-	0.0	-	-	T	3.5	-
1915	T	2.0	0.0	4.0	T	-	0.0	0.0	0.0	0.0	3.0	2.0	-
1916	16.0	4.0	5.0	0.0	T	0.0	0.0	0.0	0.0	T	T	-	-
1917	6.0	5.0	3.0	0.0	-	0.0	0.0	-	0.0	0.0	T	T	-
1918	2.0	2.5	0.0	0.0	-	-	-	-	-	-	5.0	2.0	-
1919	T	-	2.0	-	-	-	-	0.0	0.0	-	3.0	-	-
1920	-	-	-	4.0	-	-	-	-	-	-	-	-	-
1921	-	7.0	-	T	-	-	0.0	0.0	0.0	0.0	0.2	8.0	-
1922	10.0	-	-	T	0.0	0.0	0.0	0.0	-	-	3.0	-	-
1923	2.0	4.0	2.0	T	-	0.0	0.0	0.0	0.0	-	T	3.0	-
1924	6.0	T	6.0	0.0	0.0	0.0	0.0	-	-	T	5.0	-	-
1925	4.0	-	-	16.0	-	-	-	-	-	-	-	-	-
1926	-	6.0	T	-	-	-	-	-	-	-	T	-	-
1927	2.0	3.0	T	-	T	-	-	-	-	-	2.0	9.0	-
1928	4.0	3.0	T	T	0.0	0.0	0.0	0.0	0.0	T	T	4.0	4.0
1929	6.0	4.0	4.0	T	T	0.0	0.0	0.0	0.0	0.0	0.0	T	6.0
1930	8.0	4.0	2.0	T	2.0	0.0	0.0	0.0	0.0	0.0	10.0	0.1	10.0
1931	1.0	0.5	T	T	0.0	0.0	0.0	0.0	T	0.3	3.0	3.0	3.0
1932	8.5	9.0	T	T	0.0	T	0.0	0.0	0.0	T	T	4.1	9.0
1933	4.0	3.3	1.1	0.3	T	0.0	0.0	0.0	0.0	T	0.5	2.8	4.0
1934	1.5	1.5	0.0	0.3	0.0	0.0	0.0	0.0	T	0.0	3.0	2.5	3.0
1935	3.0	2.0	5.0	2.5	0.0	0.0	0.0	0.0	0.0	1.8	2.5	3.0	5.0
1936	1.8	9.0	4.0	T	0.0	0.0	T	0.0	0.0	0.0	0.2	4.0	9.0

# MONTHLY AND ANNUAL MAXIMUM DAILY SNOWFALL, CONTINUED ELKO

Note: Periods with incomplete data are listed with a dash (-)

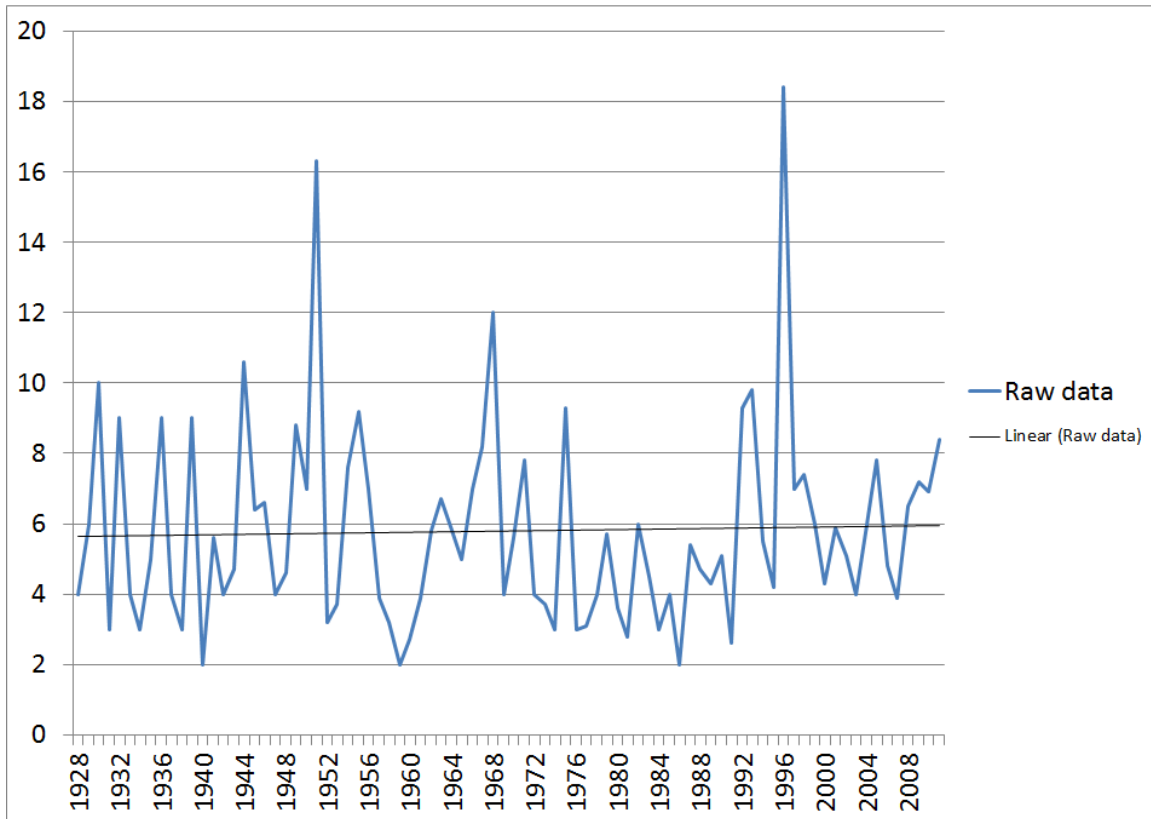
Year	Jan	Feb	Mar	Apr	May	Jun	Jul	Aug	Sep	Oct	Nov	Dec	Annual
1937	4.0	4.0	4.0	2.0	0.0	0.0	0.0	0.0	0.0	0.0	T	1.0	4.0
1938	2.0	1.0	3.0	T	T	0.0	0.0	0.0	0.0	0.0	1.6	1.0	3.0
1939	2.3	3.1	9.0	0.2	0.0	0.0	0.0	0.0	0.0	1.0	0.0	0.0	9.0
1940	1.0	2.0	T	T	0.0	0.0	0.0	0.0	0.0	T	T	1.0	2.0
1941	2.1	1.0	1.0	0.9	T	0.0	0.0	0.0	T	T	5.6	2.0	5.6
1942	2.8	2.4	1.7	2.7	1.3	0.0	0.0	0.0	0.0	T	4.0	2.1	4.0
1943	2.7	4.7	0.1	1.2	T	T	0.0	0.0	0.0	0.2	0.0	T	4.7
1944	4.1	3.8	1.9	0.8	0.0	T	0.0	0.0	0.0	0.0	10.6	2.0	10.6
1945	2.1	2.0	2.9	2.7	0.0	0.0	0.0	0.0	T	T	4.5	6.4	6.4
1946	2.0	3.6	6.6	0.2	0.2	0.0	0.0	0.0	0.0	1.7	2.0	0.3	6.6
1947	4.0	1.2	0.1	2.0	0.0	0.0	0.0	0.0	T	0.0	2.7	1.0	4.0
1948	2.6	1.2	2.4	1.4	T	0.0	0.0	0.0	1.7	0.8	0.8	4.6	4.6
1949	4.3	8.8	0.5	0.0	T	T	0.0	T	0.0	1.6	0.1	3.2	8.8
1950	7.0	0.7	1.5	5.1	0.8	T	T	0.0	T	T	2.5	1.5	7.0
1951	16.3	2.5	3.5	0.7	0.4	0.0	0.0	0.0	0.0	0.0	0.4	2.9	16.3
1952	2.0	1.8	3.2	T	T	T	0.0	T	T	0.0	2.7	2.1	3.2
1953	2.0	0.7	1.9	1.2	1.4	T	0.0	T	0.0	0.5	2.0	3.7	3.7
1954	5.0	0.7	7.6	T	0.0	T	T	0.0	0.0	T	T	2.4	7.6
1955	3.1	3.8	T	0.9	2.8	0.0	0.0	0.0	0.0	T	4.0	9.2	9.2
1956	7.0	6.7	1.8	0.8	T	0.0	0.0	0.0	0.0	0.9	1.2	3.2	7.0
1957	3.9	1.0	0.6	0.1	T	T	0.0	0.0	0.0	T	2.7	1.3	3.9
1958	3.2	1.9	3.2	1.2	0.0	0.0	0.0	0.0	0.0	T	T	2.0	3.2
1959	0.7	1.4	1.0	2.0	0.4	0.0	0.0	0.0	0.0	T	T	1.3	2.0
1960	2.6	1.2	1.8	1.2	1.7	0.0	0.0	0.0	0.0	T	1.5	2.7	2.7
1961	0.3	1.8	3.9	0.3	T	0.0	0.0	0.0	T	1.5	3.8	1.9	3.9
1962	5.8	1.4	5.6	T	2.0	0.0	0.0	0.0	0.0	T	0.6	T	5.8
1963	6.7	0.8	2.7	4.3	0.6	0.0	0.0	0.0	0.0	5.2	2.4	3.5	6.7
1964	5.8	1.3	4.2	1.2	0.7	T	0.0	0.0	0.0	0.0	3.6	2.8	5.8
1965	3.0	2.0	2.0	3.4	0.4	0.0	0.0	0.0	T	0.8	5.0	3.3	5.0
1966	2.0	3.0	2.0	1.0	T	0.0	0.0	0.0	0.0	0.1	0.7	7.0	7.0
1967	6.8	0.9	8.2	4.2	0.8	0.0	0.0	0.0	0.0	T	4.2	2.6	8.2
1968	12.0	0.4	4.0	2.0	0.2	T	0.0	0.0	T	0.0	2.5	8.5	12.0
1969	4.0	2.7	2.0	2.3	0.0	0.0	0.0	0.0	0.0	2.0	T	2.6	4.0
1970	0.8	0.6	1.8	1.6	0.4	0.0	0.0	0.0	0.0	3.0	2.4	5.6	5.6
1971	3.2	4.2	1.0	4.3	7.8	T	0.0	0.0	T	2.9	3.3	3.4	7.8
1972	0.3	4.0	2.6	0.6	T	0.0	0.0	0.0	0.0	0.8	3.4	2.1	4.0
1973	2.9	3.5	3.0	0.6	0.0	0.0	0.0	0.0	0.0	0.0	3.3	3.7	3.7
1974	3.0	0.5	1.3	1.1	T	0.0	0.0	0.0	0.0	0.0	T	1.7	3.0
1975	4.8	3.0	3.0	9.3	4.0	0.0	0.0	0.0	0.0	0.2	2.2	1.7	9.3
1976	1.5	3.0	1.2	0.5	0.0	0.0	0.0	0.0	0.0	0.0	0.5	T	3.0
1977	3.1	0.7	0.4	2.0	1.0	0.0	0.0	0.0	0.0	0.0	2.0	3.0	3.1
1978	4.0	2.0	T	T	T	0.0	0.0	0.0	T	T	1.0	2.0	4.0
1979	2.2	5.7	0.9	0.7	0.6	T	0.0	0.0	0.0	1.5	2.0	0.8	5.7
1980	3.6	1.6	1.0	0.5	2.0	0.0	0.0	0.0	0.0	1.0	0.5	0.5	3.6
1981	1.5	0.9	0.8	1.7	0.2	T	0.0	0.0	0.0	T	0.3	2.8	2.8
1982	2.3	0.3	5.3	3.5	T	T	0.0	0.0	2.0	T	6.0	2.5	6.0
1983	4.5	3.3	2.1	1.4	0.2	0.0	0.0	0.0	0.0	0.0	4.3	4.0	4.5
1984	2.5	2.1	2.5	2.0	T	0.0	0.0	0.0	0.0	3.0	2.0	2.4	3.0
1985	2.3	0.6	2.4	0.2	0.0	0.0	0.0	0.0	0.0	0.4	4.0	3.4	4.0

# MONTHLY AND ANNUAL MAXIMUM DAILY SNOWFALL, CONTINUED ELKO

Note: Periods with incomplete data are listed with a dash (-)

Year	Jan	Feb	Mar	Apr	May	Jun	Jul	Aug	Sep	Oct	Nov	Dec	Annual
1986	0.4	2.0	1.9	1.3	0.1	0.0	0.0	0.0	T	0.0	0.6	1.0	2.0
1987	3.5	5.4	1.1	T	0.0	0.0	0.0	0.0	0.0	0.0	0.3	2.0	5.4
1988	4.7	0.2	1.0	T	1.8	0.0	0.0	0.0	0.0	0.0	2.0	4.7	4.7
1989	3.0	4.3	1.5	T	0.0	0.0	0.0	0.0	0.0	0.1	2.9	0.0	4.3
1990	2.6	4.0	2.4	T	2.1	0.0	T	T	0.0	0.0	2.2	5.1	5.1
1991	1.6	0.7	2.2	0.8	1.0	0.0	0.0	0.0	0.0	2.6	2.2	0.4	2.6
1992	2.2	1.2	1.2	T	0.0	0.0	0.0	0.0	0.0	0.0	1.3	9.3	9.3
1993	9.8	4.1	1.2	0.4	T	0.0	0.0	T	0.0	0.0	1.2	0.5	9.8
1994	1.1	5.4	0.1	0.9	T	0.0	0.0	0.0	0.0	T	5.5	1.8	5.5
1995	3.5	3.3	4.2	2.6	0.2	T	T	0.0	0.0	0.0	0.5	2.7	4.2
1996	18.4	8.4	2.0	0.4	0.3	0.0	0.0	0.0	0.0	1.6	4.1	8.0	18.4
1997	7.0	1.4	1.7	1.7	0.3	0.0	0.0	0.0	0.0	T	0.9	1.5	7.0
1998	1.4	2.2	7.4	0.3	0.2	0.0	T	0.0	0.0	0.0	0.6	3.2	7.4
1999	6.0	1.8	3.2	4.1	0.5	0.0	0.0	T	0.0	0.0	0.4	0.5	6.0
2000	1.2	2.9	4.3	T	T	0.0	0.0	0.0	0.0	0.9	1.6	2.0	4.3
2001	2.6	4.0	0.9	3.3	0.0	T	0.0	0.0	0.0	0.0	3.6	5.9	5.9
2002	5.1	1.1	1.1	1.5	1.5	0.0	0.0	0.0	0.0	T	0.5	1.5	5.1
2003	0.2	1.5	0.2	1.5	1.0	0.0	0.0	0.0	0.0	0.5	0.7	4.0	4.0
2004	6.0	4.0	0.3	3.1	T	0.0	0.0	0.0	T	1.1	6.0	6.0	6.0
2005	7.8	2.4	1.2	1.5	0.0	0.0	0.0	0.0	0.0	0.0	3.5	3.7	7.8
2006	1.5	1.2	4.8	2.8	0.0	T	0.0	0.0	0.0	T	1.8	4.5	4.8
2007	3.2	3.9	1.7	0.1	T	0.0	0.0	0.0	T	0.9	0.1	2.3	3.9
2008	6.5	5.1	1.0	0.7	T	0.0	0.0	0.0	0.0	T	0.1	2.2	6.5
2009	3.3	2.6	2.0	7.2	0.0	T	0.0	0.0	T	1.6	0.1	4.9	7.2
2010	1.7	2.7	2.2	6.9	0.7	0.0	0.0	0.0	0.0	0.1	3.0	2.7	6.9
2011	0.3	2.3	2.1	8.4	0.3	T	0.0	0.0	0.0	0.3	1.4	T	8.4
Stat	Jan	Feb	Mar	Apr	May	Jun	Jul	Aug	Sep	Oct	Nov	Dec	Annual
Max	18.4	12.0	15.0	16.0	7.8	1.7	T	T	2.0	5.2	10.6	13.0	18.4
Min	T	T	0.0	0.0	0.0	0.0	0.0	0.0	0.0	0.0	0.0	0.0	2.0
Mean	4.1	2.9	2.6	1.6	0.5	0.0	0.0	0.0	0.0	0.5	2.0	3.0	5.8
Medn	3.1	2.4	2.0	0.9	T	0.0	0.0	0.0	0.0	T	1.6	2.6	5.1
StDv	3.6	2.3	2.7	2.4	1.1	0.2	0.0	0.0	0.3	1.0	2.1	2.5	2.9

## ANNUAL MAXIMUM DAILY SNOWFALL (GRAPHED) ELKO



Note: Data may have been affected by the relocation of the main observing site from downtown Elko to Elko Regional Airport in December 1930. Data may have also been affected by the change from a voluntary, part-time observer program to a paid, full-time observer program which also occurred in December 1930. Finally, data may have been affected by the move of the snowfall observing site several miles northeast of the airport in February 2001. Use graph with caution.

# 10 HIGHEST ONE-DAY SNOWFALL TOTALS, ALL-TIME AND BY MONTH ELKO

NOTE: \* indicates value also occurred previously

## JANUARY

18.4 on 1/24/1996  
16.3 on 1/18/1951  
16.0 on 1/28/1916  
15.0 on 1/19/1916  
15.0 on 1/16/1893  
12.0 on 1/27/1968  
11.9 in 1/16/1910  
10.0 on 1/2/1922  
10.0 on 1/16/1894  
10.0 on 1/10/1890

## FEBRUARY

12.0 on 2/11/1922  
12.0 on 2/27/1902  
9.0 on 2/2/1936  
9.0 on 2/1/1932  
8.8 on 2/11/1949  
8.4 on 2/4/1996  
8.0 on 2/16/1894  
7.5 on 2/6/1932  
7.5 on 2/20/1900  
7.5 on 2/25/1890

## MARCH

15.0 on 3/17/1903  
13.0 on 3/17/1899  
12.0 on 3/24/1902  
9.0 on 3/7/1939  
8.2 on 3/12/1967  
8.0 on 3/13/1902  
7.6 on 3/20/1954  
7.4 on 3/28/1998  
7.0 on 3/15/1902  
7.0 on 3/3/1899

## APRIL

16.0 on 4/22/1925  
9.3 on 4/5/1975  
8.4 on 4/8/2011  
7.2 on 4/15/2009  
6.9 on 4/22/2010  
5.1 on 4/8/1950  
4.3 on 4/24/1971  
4.3 on 4/19/1963  
4.2 on 4/19/1967  
4.1 on 4/5/1999

## MAY

7.8 on 5/21/1971  
4.0 on 5/4/1975  
3.7 on 5/3/1975  
3.3 on 5/20/1971  
2.8 on 5/14/1955  
2.1 on 5/24/1990  
2.0 on 5/11/1980  
2.0 on 5/15/1962  
2.0 on 5/5/1930  
2.0 on 5/28/1905

## JUNE

1.7 on 6/5/1914  
0.5 on 6/1/1902  
Trace on 6/2/2011  
Trace on 6/21/2009  
Trace on 6/17/2009  
Trace on 6/11/2009  
Trace on 6/5/2009  
Trace on 6/13/2006  
Trace on 6/13/2001  
Trace on 6/6/1995\*

## JULY

Trace on 7/31/1998 (hail)  
Trace on 7/10/1995 (hail)  
Trace on 7/8/1990 (hail)  
Trace on 7/15/1954 (hail)  
Trace on 7/8/1950 (hail)  
Trace on 7/7/1950 (hail)  
Trace on 7/2/1950 (hail)

## AUGUST

Trace on 8/10/1999 (hail)  
Trace on 8/6/1993 (hail)  
Trace on 8/20/1990 (hail)  
Trace on 8/2/1953 (hail)  
Trace on 8/1/1952 (hail)  
Trace on 8/1/1949 (hail)

## SEPTEMBER

2.0 on 9/30/1982  
1.7 on 9/25/1948  
0.5 on 9/20/1895  
0.2 on 9/24/1948  
Trace on 9/30/2009  
Trace on 9/29/2007  
Trace on 9/20/2004  
Trace on 9/19/2004  
Trace on 9/26/1986  
Trace on 9/18/1978\*

## OCTOBER

5.2 on 10/12/1963  
5.0 on 10/31/1920  
5.0 on 10/25/1919  
5.0 on 10/3/1898  
3.0 on 10/16/1984  
3.0 on 10/24/1970  
2.9 on 10/15/1971  
2.6 on 10/29/1991  
2.0 on 10/17/1969  
2.0 on 10/21/1920\*

## NOVEMBER

10.6 on 11/11/1944  
10.0 on 11/16/1930  
6.0 on 11/27/2004  
6.0 on 11/30/1982  
6.0 on 11/20/1900  
5.6 on 11/17/1941  
5.5 on 11/5/1994  
5.0 on 11/23/1965  
5.0 on 11/17/1930  
5.0 on 11/14/1930\*

## DECEMBER

16.0 on 12/21/1924  
13.0 on 12/29/1894  
10.0 on 12/27/1891  
10.0 on 12/3/1891  
10.0 on 12/1/1891  
9.3 on 12/17/1992  
9.2 on 12/24/1955  
9.0 on 12/29/1927  
9.0 on 12/10/1894  
9.0 on 12/28/1891

## ALL-TIME

18.4 on 1/24/1996  
16.3 on 1/18/1951  
16.0 on 4/22/1925  
16.0 on 12/21/1924  
16.0 on 1/28/1916  
15.0 on 1/19/1916  
15.0 on 3/17/1903  
15.0 on 1/16/1893  
13.0 on 3/17/1899  
13.0 on 12/29/1894

# MONTHLY AND ANNUAL MAXIMUM TWO-DAY SNOWFALL ELKO

Note: Periods with incomplete data are listed with a dash (-)

Year	Jan	Feb	Mar	Apr	May	Jun	Jul	Aug	Sep	Oct	Nov	Dec	Annual
1888	-	-	-	-	-	-	-	-	-	-	-	0.2	-
1889	0.4	T	-	-	-	-	-	-	-	-	-	-	-
1890	18.0	12.0	-	-	-	-	-	-	-	-	-	-	-
1891	1.5	-	-	-	-	-	-	-	-	-	0.0	19.0	-
1892	6.0	-	-	-	-	-	-	-	-	-	4.0	-	-
1893	15.0	3.0	6.0	-	0.0	-	-	0.0	-	0.0	0.0	2.5	-
1894	10.0	8.0	-	-	-	-	-	-	-	-	0.0	15.0	-
1895	9.0	4.5	1.9	-	1.0	-	-	-	0.5	-	3.0	8.0	-
1896	-	0.5	-	0.2	-	-	-	-	-	-	1.0	T	-
1897	3.0	-	-	-	-	-	-	-	-	-	4.0	7.0	-
1898	6.0	0.5	3.5	-	-	-	-	-	-	5.0	5.0	7.0	-
1899	-	3.0	13.0	1.0	-	-	-	-	-	1.5	0.5	6.0	-
1900	0.5	-	2.0	-	-	-	-	0.0	0.0	2.0	8.0	0.5	-
1901	5.0	12.0	-	2.0	1.0	-	-	-	-	-	0.0	-	-
1902	4.0	18.0	16.0	3.0	T	0.5	0.0	0.0	0.0	-	-	-	-
1903	-	1.0	17.0	-	T	-	-	-	0.0	-	0.0	2.0	-
1904	7.0	7.0	6.0	4.0	5.0	-	0.0	-	0.0	-	-	-	-
1905	T	0.2	-	-	2.0	-	-	-	-	-	-	-	-
1906	-	-	-	-	-	-	-	-	-	-	-	-	-
1907	-	-	-	-	-	-	-	-	-	-	-	-	-
1908	-	-	-	-	-	-	-	-	-	-	-	-	-
1909	-	-	-	-	T	0.0	0.0	-	-	T	-	-	-
1910	11.9	6.4	T	0.0	0.0	0.0	0.0	0.0	0.0	-	0.2	0.4	-
1911	-	-	-	-	T	0.0	-	-	0.0	T	0.8	4.0	-
1912	-	-	-	-	T	0.0	0.0	0.0	T	2.0	T	-	-
1913	5.0	2.0	-	T	0.0	-	0.0	0.0	-	T	2.0	-	-
1914	2.7	2.6	0.6	-	0.0	1.7	-	0.0	-	-	T	3.5	-
1915	T	4.0	0.0	4.0	T	-	0.0	0.0	0.0	0.0	3.0	2.0	-
1916	18.0	4.0	5.0	0.0	T	0.0	0.0	0.0	0.0	T	T	-	-
1917	6.0	5.0	3.0	0.0	-	0.0	0.0	-	0.0	0.0	T	T	-
1918	2.0	2.5	0.0	0.0	-	-	-	-	-	-	5.0	2.0	-
1919	T	-	2.0	-	-	-	-	0.0	0.0	-	6.0	-	-
1920	-	-	-	4.0	-	-	-	-	-	-	-	-	-
1921	-	7.0	-	T	-	-	0.0	0.0	0.0	0.0	0.2	10.0	-
1922	10.0	-	-	T	0.0	0.0	0.0	0.0	-	-	3.0	-	-
1923	3.0	4.0	2.0	T	-	0.0	0.0	0.0	0.0	-	T	3.0	-
1924	6.0	T	6.0	0.0	0.0	0.0	0.0	-	-	T	5.0	-	-
1925	4.0	-	-	16.0	-	-	-	-	-	-	-	-	-
1926	-	6.0	T	-	-	-	-	-	-	-	T	-	-
1927	2.0	3.0	T	-	T	-	-	-	-	-	2.0	9.0	-
1928	6.0	3.0	T	T	0.0	0.0	0.0	0.0	0.0	T	T	4.0	6.0
1929	6.0	4.0	4.0	T	T	0.0	0.0	0.0	0.0	0.0	0.0	T	6.0
1930	8.0	4.0	2.0	T	2.0	0.0	0.0	0.0	0.0	0.0	15.0	0.2	15.0
1931	1.1	0.5	T	T	0.0	0.0	0.0	0.0	T	0.3	4.8	3.3	4.8
1932	12.5	13.3	T	T	0.0	T	0.0	0.0	0.0	T	T	5.1	13.3
1933	7.2	4.7	1.1	0.3	T	0.0	0.0	0.0	0.0	T	0.5	2.8	7.2
1934	1.5	1.5	0.0	0.3	0.0	0.0	0.0	0.0	T	0.0	3.1	2.5	3.1
1935	3.1	3.0	5.0	2.8	0.0	0.0	0.0	0.0	0.0	1.8	2.5	3.0	5.0
1936	1.8	12.0	4.0	T	0.0	0.0	T	0.0	0.0	0.0	0.2	4.5	12.0



# MONTHLY AND ANNUAL MAXIMUM TWO-DAY SNOWFALL, CONTINUED ELKO

Note: Periods with incomplete data are listed with a dash (-)

Year	Jan	Feb	Mar	Apr	May	Jun	Jul	Aug	Sep	Oct	Nov	Dec	Annual
1937	4.0	4.0	4.0	2.0	0.0	0.0	0.0	0.0	0.0	0.0	T	1.0	4.0
1938	2.0	1.0	3.0	T	T	0.0	0.0	0.0	0.0	0.0	1.6	1.0	3.0
1939	3.3	3.7	9.0	0.2	0.0	0.0	0.0	0.0	0.0	1.0	0.0	0.0	9.0
1940	1.0	3.0	T	T	0.0	0.0	0.0	0.0	0.0	T	T	1.5	3.0
1941	3.0	1.0	1.0	0.9	T	0.0	0.0	0.0	T	T	6.0	3.4	6.0
1942	2.8	3.1	1.7	2.7	1.3	0.0	0.0	0.0	0.0	T	4.8	2.3	4.8
1943	3.9	4.8	0.1	1.2	T	T	0.0	0.0	0.0	0.2	0.0	T	4.8
1944	4.9	3.9	1.9	0.8	0.0	T	0.0	0.0	0.0	0.0	13.3	3.0	13.3
1945	3.3	2.7	4.0	2.7	0.0	0.0	0.0	0.0	T	T	6.0	6.9	6.9
1946	3.8	3.7	6.7	0.2	0.2	0.0	0.0	0.0	0.0	2.7	2.0	0.3	6.7
1947	5.8	1.9	0.1	3.7	0.0	0.0	0.0	0.0	T	0.0	2.9	1.3	5.8
1948	2.9	1.2	2.4	2.2	T	0.0	0.0	0.0	1.9	0.8	0.8	4.6	4.6
1949	7.1	9.1	0.5	0.0	T	T	0.0	T	0.0	1.9	0.1	6.2	9.1
1950	7.0	0.7	1.6	6.0	0.8	T	T	0.0	T	T	2.5	2.0	7.0
1951	17.3	2.5	6.4	0.7	0.4	0.0	0.0	0.0	0.0	0.0	0.5	5.4	17.3
1952	3.9	2.3	3.2	T	T	T	0.0	T	T	0.0	2.7	2.9	3.9
1953	2.6	0.7	2.1	1.2	1.4	T	0.0	T	0.0	0.5	2.0	6.0	6.0
1954	6.1	0.7	11.0	T	0.0	T	T	0.0	0.0	T	T	2.4	11.0
1955	4.6	3.8	T	1.1	2.8	0.0	0.0	0.0	0.0	T	4.5	9.3	9.3
1956	11.4	6.9	1.8	0.8	T	0.0	0.0	0.0	0.0	1.0	1.2	3.3	11.4
1957	3.9	1.0	0.9	0.1	T	T	0.0	0.0	0.0	T	5.1	1.8	5.1
1958	5.8	2.3	3.4	1.2	0.0	0.0	0.0	0.0	0.0	T	T	2.7	5.8
1959	1.3	2.5	1.0	2.2	0.4	0.0	0.0	0.0	0.0	T	T	1.3	2.5
1960	2.7	1.9	2.2	1.3	1.7	0.0	0.0	0.0	0.0	T	2.2	2.7	2.7
1961	0.3	2.6	4.5	0.6	T	0.0	0.0	0.0	T	1.5	3.8	2.6	4.5
1962	7.9	1.8	6.4	T	2.4	0.0	0.0	0.0	0.0	T	1.1	T	7.9
1963	10.1	0.8	2.7	5.9	0.6	0.0	0.0	0.0	0.0	5.2	2.4	4.1	10.1
1964	8.9	1.4	5.6	1.8	1.4	T	0.0	0.0	0.0	0.0	5.6	3.3	8.9
1965	4.7	2.1	3.5	4.3	0.5	0.0	0.0	0.0	T	0.8	9.0	4.6	9.0
1966	3.0	3.4	2.0	1.0	T	0.0	0.0	0.0	0.0	0.1	0.8	9.9	9.9
1967	6.8	1.2	14.2	5.5	0.8	0.0	0.0	0.0	0.0	T	6.4	3.6	14.2
1968	13.0	0.4	6.0	3.0	0.4	T	0.0	0.0	T	0.0	2.5	11.1	13.0
1969	5.5	3.8	2.0	2.4	0.0	0.0	0.0	0.0	0.0	2.0	T	5.1	5.5
1970	0.8	0.6	1.8	1.6	0.4	0.0	0.0	0.0	0.0	3.0	2.4	6.3	6.3
1971	5.8	4.8	1.0	4.6	11.1	T	0.0	0.0	T	3.1	6.3	4.0	11.1
1972	0.5	7.2	2.6	0.6	T	0.0	0.0	0.0	0.0	0.8	3.9	2.5	7.2
1973	3.3	4.0	3.0	0.6	0.0	0.0	0.0	0.0	0.0	0.0	5.7	5.3	5.7
1974	3.5	0.9	2.2	1.1	T	0.0	0.0	0.0	0.0	0.0	T	2.3	3.5
1975	6.7	3.2	4.2	10.0	7.7	0.0	0.0	0.0	0.0	0.3	4.2	1.7	10.0
1976	2.5	3.0	1.5	0.5	0.0	0.0	0.0	0.0	0.0	0.0	0.5	T	3.0
1977	3.5	0.7	0.4	2.0	1.2	0.0	0.0	0.0	0.0	0.0	2.0	3.0	3.5
1978	4.0	2.3	T	T	T	0.0	0.0	0.0	T	T	1.0	2.0	4.0
1979	2.7	7.6	1.6	1.0	0.6	T	0.0	0.0	0.0	1.5	4.0	1.3	7.6
1980	4.6	2.6	1.2	0.5	2.0	0.0	0.0	0.0	0.0	1.2	0.5	0.5	4.6
1981	2.5	0.9	1.6	2.9	0.2	T	0.0	0.0	0.0	T	0.3	3.8	3.8
1982	3.2	0.3	5.5	3.5	T	T	0.0	0.0	2.0	T	7.3	3.7	7.3
1983	7.2	5.2	2.8	1.4	0.2	0.0	0.0	0.0	0.0	0.0	6.5	6.1	7.2
1984	2.5	2.1	2.5	2.9	T	0.0	0.0	0.0	0.0	4.5	2.0	2.8	4.5
1985	3.7	0.6	2.8	0.2	0.0	0.0	0.0	0.0	0.0	0.7	4.3	3.4	4.3

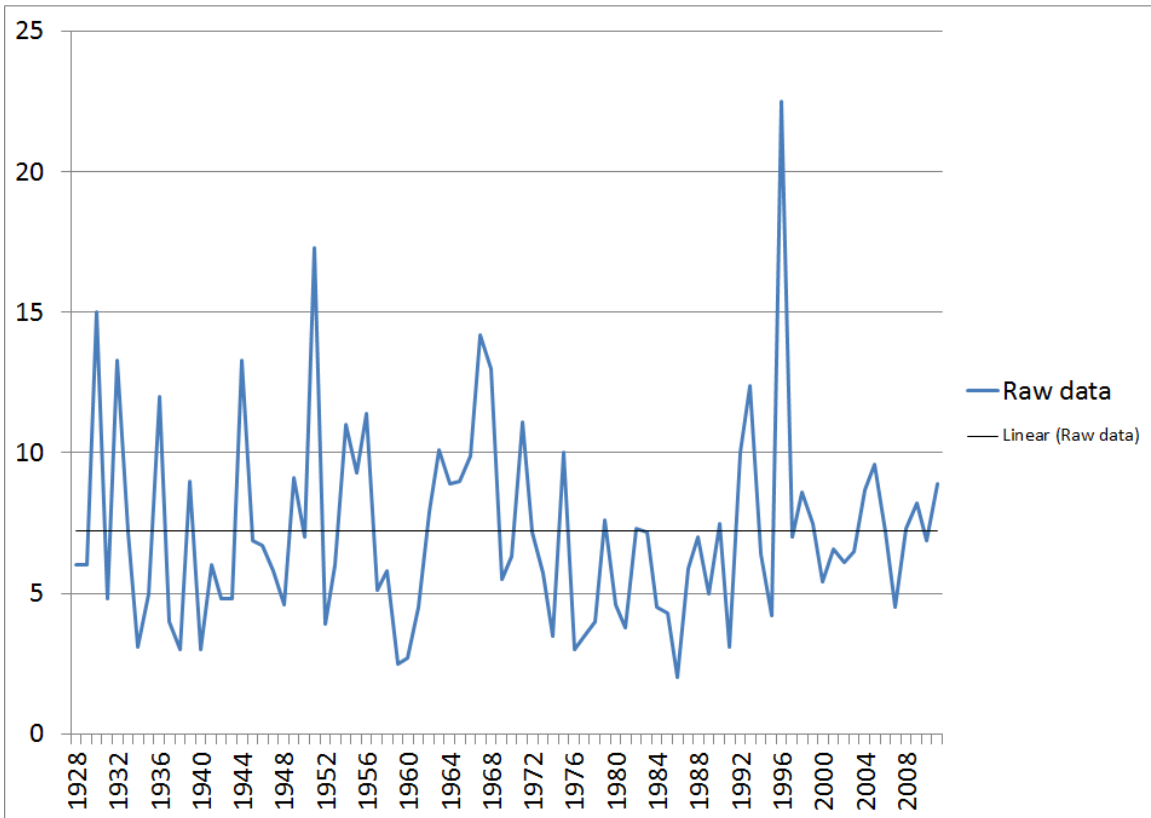
# MONTHLY AND ANNUAL MAXIMUM TWO-DAY SNOWFALL, CONTINUED

## ELKO

Note: Periods with incomplete data are listed with a dash (-)

Year	Jan	Feb	Mar	Apr	May	Jun	Jul	Aug	Sep	Oct	Nov	Dec	Annual
1986	0.4	2.0	1.9	1.3	0.1	0.0	0.0	0.0	T	0.0	0.6	1.0	2.0
1987	3.5	5.9	2.1	T	0.0	0.0	0.0	0.0	0.0	0.0	0.3	2.5	5.9
1988	7.0	0.2	1.0	T	1.9	0.0	0.0	0.0	0.0	0.0	3.4	4.7	7.0
1989	4.0	5.0	2.3	T	0.0	0.0	0.0	0.0	0.0	0.1	3.0	0.0	5.0
1990	4.0	4.3	3.3	T	2.1	0.0	T	T	0.0	0.0	3.2	7.5	7.5
1991	1.6	0.7	2.3	1.3	1.0	0.0	0.0	0.0	0.0	2.9	3.1	0.4	3.1
1992	2.4	2.3	1.4	T	0.0	0.0	0.0	0.0	0.0	0.0	2.4	10.0	10.0
1993	12.4	6.9	1.2	0.4	T	0.0	0.0	T	0.0	0.0	1.3	0.9	12.4
1994	2.1	5.4	0.1	1.1	T	0.0	0.0	0.0	0.0	T	6.4	2.0	6.4
1995	4.1	3.3	4.2	2.6	0.2	T	T	0.0	0.0	0.0	0.5	2.9	4.2
1996	22.5	8.4	2.4	0.5	0.3	0.0	0.0	0.0	0.0	1.6	4.1	15.2	22.5
1997	7.0	1.4	2.6	1.7	0.3	0.0	0.0	0.0	0.0	T	0.9	1.5	7.0
1998	2.1	2.6	8.6	0.5	0.2	0.0	T	0.0	0.0	0.0	0.6	5.1	8.6
1999	6.1	2.1	3.4	7.5	0.5	0.0	0.0	T	0.0	0.0	0.4	0.6	7.5
2000	1.7	3.8	5.4	T	T	0.0	0.0	0.0	0.0	0.9	2.8	2.5	5.4
2001	3.2	5.9	0.9	3.4	0.0	T	0.0	0.0	0.0	0.0	6.1	6.6	6.6
2002	6.1	1.1	1.1	2.1	1.5	0.0	0.0	0.0	0.0	T	0.5	1.6	6.1
2003	0.2	1.5	0.2	2.1	1.8	0.0	0.0	0.0	0.0	0.5	0.7	6.5	6.5
2004	6.3	4.0	0.4	3.1	T	0.0	0.0	0.0	T	1.1	6.0	8.7	8.7
2005	9.6	4.7	1.3	1.7	0.0	0.0	0.0	0.0	0.0	0.0	5.3	3.7	9.6
2006	1.5	2.0	7.2	3.2	0.0	T	0.0	0.0	0.0	T	2.5	5.9	7.2
2007	3.2	4.5	2.4	0.1	T	0.0	0.0	0.0	T	0.9	0.1	3.2	4.5
2008	7.0	7.3	1.8	0.7	T	0.0	0.0	0.0	0.0	T	0.1	2.8	7.3
2009	3.9	2.9	2.0	8.2	0.0	T	0.0	0.0	T	1.6	0.1	6.8	8.2
2010	2.4	2.7	3.7	6.9	0.7	0.0	0.0	0.0	0.0	0.1	4.7	4.5	6.9
2011	0.3	2.3	3.0	8.9	0.3	T	0.0	0.0	0.0	0.3	1.4	T	8.9
Stat	Jan	Feb	Mar	Apr	May	Jun	Jul	Aug	Sep	Oct	Nov	Dec	Annual
Max	22.5	18.0	17.0	16.0	11.1	1.7	T	T	2.0	5.2	15.0	19.0	22.5
Min	T	T	0.0	0.0	0.0	0.0	0.0	0.0	0.0	0.0	0.0	0.0	2.0
Mean	5.0	3.6	3.1	1.8	0.6	0.0	0.0	0.0	0.0	0.6	2.5	3.8	7.2
Medn	3.9	3.0	2.1	1.0	T	0.0	0.0	0.0	0.0	T	2.0	3.0	6.7
StDv	4.1	3.1	3.3	2.6	1.5	0.2	0.0	0.0	0.3	1.1	2.8	3.4	3.6

# ANNUAL MAXIMUM TWO-DAY SNOWFALL (GRAPHED) ELKO



Note: Data may have been affected by the relocation of the main observing site from downtown Elko to Elko Regional Airport in December 1930. Data may have also been affected by the change from a voluntary, part-time observer program to a paid, full-time observer program which also occurred in December 1930. Finally, data may have been affected by the move of the snowfall observing site several miles northeast of the airport in February 2001. Use graph with caution.

# 10 HIGHEST TWO-DAY SNOWFALL TOTALS, ALL-TIME AND BY MONTH

## ELKO

NOTE: \* indicates value also occurred previously

### JANUARY

22.5 on 1/23-24/1996  
 18.0 on 1/28-29/1916  
 18.0 on 1/9-10/1890  
 17.3 on 1/18-19/1951  
 17.0 on 1/12-13/1890  
 15.0 on 1/19/1916  
 15.0 on 1/16/1893  
 13.0 on 1/26-27/1968  
 12.5 on 1/29-30/1932  
 12.4 on 1/6-7/1993

### FEBRUARY

18.0 on 2/26-27/1902  
 13.3 on 2/5-6/1932  
 12.0 on 2/1-2/1936  
 12.0 on 2/11/1922  
 12.0 on 2/6-7/1901  
 12.0 on 2/24-25/1890  
 10.0 on 2/1-2/1932  
 9.1 on 2/11/1949  
 8.5 on 2/16-17/1890  
 8.4 on 2/4/1996

### MARCH

17.0 on 3/16-17/1903  
 16.0 on 3/23-24/1902  
 14.2 on 3/11-12/1967  
 13.0 on 3/17/1899  
 12.0 on 3/13-14/1902  
 11.0 on 3/19-20/1954  
 9.0 on 3/7/1939  
 8.6 on 3/28-29/1998  
 8.5 on 3/2-3/1899  
 7.2 on 3/17-18/2006

### APRIL

16.0 on 4/22/1925  
 10.0 on 4/5-6/1975  
 8.9 on 4/7-8/2011  
 8.2 on 4/14-15/2009  
 7.5 on 4/5-6/1999  
 6.9 on 4/22/2010  
 6.0 on 4/7-8/1950  
 5.9 on 4/19-20/1963  
 5.5 on 4/18-19/1967  
 4.6 on 4/23-24/1971

### MAY

11.1 on 5/20-21/1971  
 7.7 on 5/3-4/1975  
 5.0 on 5/1-2/1904  
 2.8 on 5/14/1955  
 2.4 on 5/14-15/1962  
 2.1 on 5/24/1990  
 2.0 on 5/11/1980  
 2.0 on 5/5/1930  
 2.0 on 5/28/1905  
 1.9 on 5/29-30/1988

### JUNE

1.7 on 6/5/1914  
 0.5 on 6/1-2/1902  
 Trace on 6/2/2011  
 Trace on 6/21/2009  
 Trace on 6/17/2009  
 Trace on 6/11/2009  
 Trace on 6/5/2009  
 Trace on 6/13/2006  
 Trace on 6/13/2001  
 Trace on 6/6/1995\*

### JULY

Trace on 7/31/1998 (hail)  
 Trace on 7/10/1995 (hail)  
 Trace on 7/8/1990 (hail)  
 Trace on 7/15/1954 (hail)  
 Trace on 7/8/1950 (hail)  
 Trace on 7/7/1950 (hail)  
 Trace on 7/2/1950 (hail)

### AUGUST

Trace on 8/10/1999 (hail)  
 Trace on 8/6/1993 (hail)  
 Trace on 8/20/1990 (hail)  
 Trace on 8/2/1953 (hail)  
 Trace on 8/1/1952 (hail)  
 Trace on 8/1/1949 (hail)

### SEPTEMBER

2.0 on 9/29-30/1982  
 1.9 on 9/24-25/1948  
 0.5 on 9/20/1895  
 Trace on 9/30/2009  
 Trace on 9/29/2007  
 Trace on 9/19-20/2004  
 Trace on 9/26/1986  
 Trace on 9/18/1978  
 Trace on 9/30/1971  
 Trace on 9/20/1968\*

### OCTOBER

6.0 on 10/25-26/1919  
 5.2 on 10/12/1963  
 5.0 on 10/30-31/1920  
 5.0 on 10/24-25/1919  
 5.0 on 10/3/1898  
 4.5 on 10/16-17/1984  
 4.0 on 10/20-21/1920  
 3.1 on 10/15-16/1971  
 3.0 on 10/24/1970  
 2.9 on 10/28-29/1991

### NOVEMBER

15.0 on 11/16-17/1930  
 13.3 on 11/11-12/1944  
 9.0 on 11/23-24/1965  
 8.0 on 11/19-20/1900  
 7.3 on 11/29-30/1982  
 6.5 on 11/19-20/1983  
 6.4 on 11/4-5/1994  
 6.4 on 11/29-30/1967  
 6.3 on 11/28-29/1971  
 6.1 on 11/28-29/2001

### DECEMBER

19.0 on 12/27-28/1891  
 16.0 on 12/21/1924  
 15.2 on 12/5-6/1996  
 15.0 on 12/10-11/1894  
 14.0 on 12/2-3/1891  
 13.0 on 12/29/1894  
 11.1 on 12/22-23/1968  
 10.0 on 12/16-17/1992  
 10.0 on 12/18-19/1921  
 10.0 on 12/1/1891

### ALL-TIME

22.5 on 1/23-24/1996  
 19.0 on 12/27-28/1891  
 18.0 on 1/28-29/1916  
 18.0 on 2/26-27/1902  
 18.0 on 1/9-10/1890  
 17.3 on 1/18-19/1951  
 17.0 on 3/16-17/1903  
 17.0 on 1/12-13/1890  
 16.0 on 4/22/1925  
 16.0 on 12/21/1924\*

# MONTHLY AND ANNUAL FREQUENCY OF DAILY SNOWFALL OF 0.1 INCH OR MORE ELKO

Note: Periods with incomplete data are listed with a dash (-)

Year	Jan	Feb	Mar	Apr	May	Jun	Jul	Aug	Sep	Oct	Nov	Dec	Annual
1888	-	-	-	-	-	-	-	-	-	-	-	1	-
1889	3	0	-	-	-	-	-	-	-	-	-	-	-
1890	14	6	-	-	-	-	-	-	-	-	-	-	-
1891	2	-	-	-	-	-	-	-	-	-	0	8	-
1892	1	-	-	-	-	-	-	-	-	-	2	-	-
1893	1	2	4	-	0	-	-	0	-	0	0	4	-
1894	4	2	-	-	-	-	-	-	-	-	0	6	-
1895	6	3	4	-	1	-	-	-	1	-	6	3	-
1896	-	1	-	1	-	-	-	-	-	-	1	0	-
1897	3	-	-	-	-	-	-	-	-	-	1	1	-
1898	3	1	4	-	-	-	-	-	-	1	2	6	-
1899	-	5	8	1	-	-	-	-	-	2	1	6	-
1900	1	-	3	-	-	-	-	0	0	1	4	3	-
1901	6	5	-	3	1	-	-	-	-	-	0	-	-
1902	4	5	6	1	0	1	0	0	0	-	-	-	-
1903	-	2	4	-	0	-	-	-	0	-	0	4	-
1904	5	5	6	1	1	-	0	-	0	-	-	-	-
1905	0	1	-	-	2	-	-	-	-	-	-	-	-
1906	-	-	-	-	-	-	-	-	-	-	-	-	-
1907	-	-	-	-	-	-	-	-	-	-	-	-	-
1908	-	-	-	-	-	-	-	-	-	-	-	-	-
1909	-	-	-	-	0	0	0	-	-	0	-	-	-
1910	6	7	0	0	0	0	0	0	0	-	1	2	-
1911	-	-	-	-	0	0	-	-	0	0	1	5	-
1912	-	-	-	-	0	0	0	0	0	1	0	-	-
1913	4	2	-	0	0	-	0	0	-	0	2	-	-
1914	12	7	1	-	0	1	-	0	-	-	0	2	-
1915	0	2	0	1	0	-	0	0	0	0	1	2	-
1916	9	4	2	0	0	0	0	0	0	0	0	-	-
1917	4	2	5	0	-	0	0	-	0	0	0	0	-
1918	2	3	0	0	-	-	-	-	-	-	1	1	-
1919	0	-	1	-	-	-	-	0	0	-	2	-	-
1920	-	-	-	3	-	-	-	-	-	-	-	-	-
1921	-	4	-	0	-	-	0	0	0	0	1	3	-
1922	2	-	-	0	0	0	0	0	-	-	3	-	-
1923	3	2	1	0	-	0	0	0	0	-	0	5	-
1924	1	0	1	0	0	0	0	-	-	0	1	-	-
1925	4	-	-	3	-	-	-	-	-	-	-	-	-
1926	-	3	0	-	-	-	-	-	-	-	0	-	-
1927	2	2	0	-	0	-	-	-	-	-	2	3	-
1928	5	1	0	0	0	0	0	0	0	0	0	3	9
1929	4	1	3	0	0	0	0	0	0	0	0	0	8
1930	7	1	1	0	1	0	0	0	0	0	3	2	15
1931	3	1	0	0	0	0	0	0	0	1	6	11	22
1932	15	7	0	0	0	0	0	0	0	0	0	11	33
1933	17	8	1	3	0	0	0	0	0	0	1	4	34
1934	4	4	0	1	0	0	0	0	0	0	6	4	19
1935	3	5	3	3	0	0	0	0	0	1	1	4	20
1936	3	5	2	0	0	0	0	0	0	0	1	4	15

**MONTHLY AND ANNUAL FREQUENCY OF DAILY  
SNOWFALL OF 0.1 INCH OR MORE, CONTINUED  
ELKO**

Note: Periods with incomplete data are listed with a dash (-)

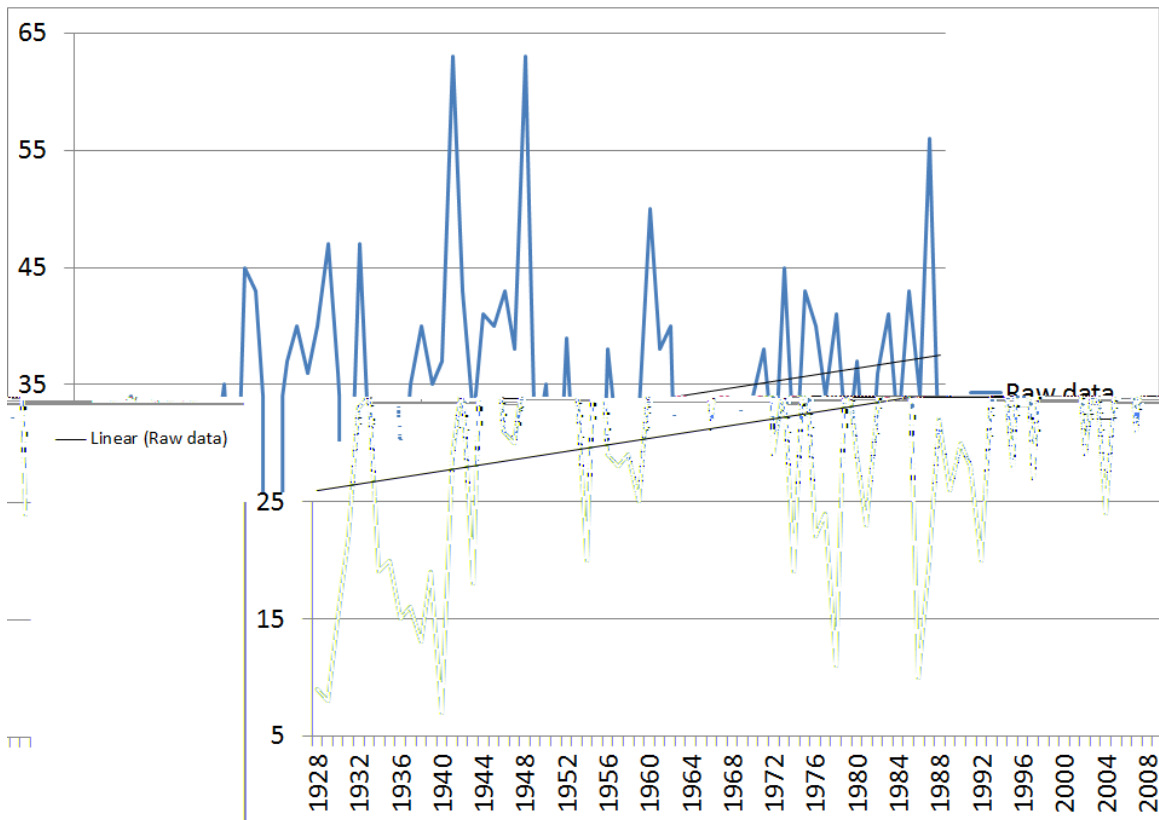
Year	Jan	Feb	Mar	Apr	May	Jun	Jul	Aug	Sep	Oct	Nov	Dec	Annual
1937	9	2	2	1	0	0	0	0	0	0	0	2	16
1938	4	4	1	0	0	0	0	0	0	0	3	1	13
1939	6	9	2	1	0	0	0	0	0	1	0	0	19
1940	2	2	0	0	0	0	0	0	0	0	0	3	7
1941	11	3	1	2	0	0	0	0	0	0	5	7	29
1942	5	14	3	1	2	0	0	0	0	0	3	7	35
1943	7	7	1	1	0	0	0	0	0	2	0	0	18
1944	10	11	4	2	0	0	0	0	0	0	8	10	45
1945	7	7	10	3	0	0	0	0	0	0	8	8	43
1946	7	5	7	1	1	0	0	0	0	5	3	2	31
1947	8	3	1	3	0	0	0	0	0	0	9	6	30
1948	2	5	8	7	0	0	0	0	2	1	3	9	37
1949	11	14	5	0	0	0	0	0	0	3	1	6	40
1950	14	1	6	5	3	0	0	0	0	0	3	4	36
1951	8	8	5	1	1	0	0	0	0	0	5	12	40
1952	12	13	12	0	0	0	0	0	0	0	1	9	47
1953	5	6	6	4	2	0	0	0	0	1	3	9	36
1954	4	2	9	0	0	0	0	0	0	0	0	5	20
1955	14	4	0	4	1	0	0	0	0	0	11	13	47
1956	9	9	2	1	0	0	0	0	0	3	2	3	29
1957	10	1	7	1	0	0	0	0	0	0	3	6	28
1958	8	8	6	2	0	0	0	0	0	0	0	5	29
1959	10	6	3	2	1	0	0	0	0	0	0	3	25
1960	12	10	5	2	1	0	0	0	0	0	2	3	35
1961	1	9	9	3	0	0	0	0	0	4	4	10	40
1962	7	10	11	0	2	0	0	0	0	0	5	0	35
1963	4	2	9	11	1	0	0	0	0	1	3	6	37
1964	20	4	10	8	3	0	0	0	0	0	6	12	63
1965	8	6	4	5	3	0	0	0	0	1	5	11	43
1966	6	9	3	2	0	0	0	0	0	1	3	8	32
1967	6	2	10	12	2	0	0	0	0	0	2	7	41
1968	7	2	7	4	2	0	0	0	0	0	4	14	40
1969	9	16	4	2	0	0	0	0	0	3	0	9	43
1970	4	3	6	5	1	0	0	0	0	2	4	13	38
1971	7	8	7	8	3	0	0	0	0	6	8	16	63
1972	7	4	2	1	0	0	0	0	0	2	5	8	29
1973	8	5	6	3	0	0	0	0	0	0	5	8	35
1974	5	3	2	2	0	0	0	0	0	0	0	7	19
1975	7	7	5	6	3	0	0	0	0	4	5	2	39
1976	8	5	6	2	0	0	0	0	0	0	1	0	22
1977	3	5	6	1	3	0	0	0	0	0	2	4	24
1978	3	6	0	0	0	0	0	0	0	0	1	1	11
1979	10	7	5	4	1	0	0	0	0	1	6	4	38
1980	10	5	8	1	1	0	0	0	0	2	1	1	29
1981	5	2	3	2	1	0	0	0	0	0	1	9	23
1982	11	1	9	1	0	0	0	0	1	0	3	7	33
1983	8	6	7	2	1	0	0	0	0	0	8	18	50
1984	7	4	4	6	0	0	0	0	0	5	7	5	38
1985	6	5	8	3	0	0	0	0	0	2	12	4	40

**MONTHLY AND ANNUAL FREQUENCY OF DAILY  
SNOWFALL OF 0.1 INCH OR MORE, CONTINUED  
ELKO**

Note: Periods with incomplete data are listed with a dash (-)

Year	Jan	Feb	Mar	Apr	May	Jun	Jul	Aug	Sep	Oct	Nov	Dec	Annual
1986	2	1	1	2	1	0	0	0	0	0	2	1	10
1987	6	3	3	0	0	0	0	0	0	0	1	7	20
1988	9	1	1	0	3	0	0	0	0	0	9	9	32
1989	7	7	6	0	0	0	0	0	0	1	5	0	26
1990	9	6	3	0	1	0	0	0	0	0	2	9	30
1991	4	1	7	4	4	0	0	0	0	2	4	2	28
1992	2	3	3	0	0	0	0	0	0	0	5	7	20
1993	12	14	1	2	0	0	0	0	0	0	3	2	34
1994	8	9	1	4	0	0	0	0	0	0	9	7	38
1995	10	1	6	6	1	0	0	0	0	0	2	2	28
1996	11	7	7	4	1	0	0	0	0	2	3	10	45
1997	8	3	3	3	1	0	0	0	0	0	2	7	27
1998	10	12	5	3	1	0	0	0	0	0	5	7	43
1999	8	6	5	10	4	0	0	0	0	0	2	5	40
2000	10	9	6	0	0	0	0	0	0	1	4	4	34
2001	7	5	1	5	0	0	0	0	0	0	5	18	41
2002	7	2	5	6	1	0	0	0	0	0	1	7	29
2003	1	5	1	8	2	0	0	0	0	1	6	13	37
2004	6	6	3	2	0	0	0	0	0	1	1	5	24
2005	10	10	6	3	0	0	0	0	0	0	4	3	36
2006	9	6	14	5	0	0	0	0	0	0	3	4	41
2007	2	8	6	1	0	0	0	0	0	2	1	11	31
2008	15	11	3	2	0	0	0	0	0	0	1	11	43
2009	6	7	5	4	0	0	0	0	0	2	1	9	34
2010	11	7	7	7	1	0	0	0	0	1	8	14	56
2011	1	4	8	5	1	0	0	0	0	1	4	0	24
Stat	Jan	Feb	Mar	Apr	May	Jun	Jul	Aug	Sep	Oct	Nov	Dec	Annual
Max	20	16	14	12	4	1	0	0	2	6	12	18	63
Min	0	0	0	0	0	0	0	0	0	0	0	0	7
Mean	6.5	5.1	4.2	2.4	0.7	0.0	0.0	0.0	0.0	0.7	2.8	5.8	31.7
Medn	6	5	4	2	0	0	0	0	0	0	2	5	33
StDv	4.0	3.4	3.1	2.6	1.0	0.1	0.0	0.0	0.2	1.3	2.7	4.2	11.5

# ANNUAL NUMBER OF DAYS WITH SNOWFALL OF 0.1 INCH OR MORE (GRAPHED) ELKO



Note: Data may have been affected by the relocation of the main observing site from downtown Elko to Elko Regional Airport in December 1930. Data may have also been affected by the change from a voluntary, part-time observer program to a paid, full-time observer program which also occurred in December 1930. Finally, data may have been affected by the move of the snowfall observing site several miles northeast of the airport in February 2001. Use graph with caution.



# MONTHLY AND ANNUAL FREQUENCY OF DAILY SNOWFALL OF 1.0 INCH OR MORE ELKO

Note: Periods with incomplete data are listed with a dash (-)

Year	Jan	Feb	Mar	Apr	May	Jun	Jul	Aug	Sep	Oct	Nov	Dec	Annual
1888	-	-	-	-	-	-	-	-	-	-	-	0	-
1889	0	0	-	-	-	-	-	-	-	-	-	-	-
1890	14	5	-	-	-	-	-	-	-	-	-	-	-
1891	1	-	-	-	-	-	-	-	-	-	0	8	-
1892	1	-	-	-	-	-	-	-	-	-	2	-	-
1893	1	2	2	-	0	-	-	0	-	0	0	3	-
1894	4	2	-	-	-	-	-	-	-	-	0	5	-
1895	5	3	2	-	1	-	-	-	0	-	2	3	-
1896	-	0	-	0	-	-	-	-	-	-	1	0	-
1897	3	-	-	-	-	-	-	-	-	-	1	1	-
1898	2	0	2	-	-	-	-	-	-	1	2	4	-
1899	-	3	7	1	-	-	-	-	-	1	0	6	-
1900	0	-	1	-	-	-	-	0	0	1	4	0	-
1901	5	5	-	2	1	-	-	-	-	-	0	-	-
1902	4	5	5	1	0	0	0	0	0	-	-	-	-
1903	-	1	4	-	0	-	-	-	0	-	0	3	-
1904	5	5	6	1	1	-	0	-	0	-	-	-	-
1905	0	0	-	-	2	-	-	-	-	-	-	-	-
1906	-	-	-	-	-	-	-	-	-	-	-	-	-
1907	-	-	-	-	-	-	-	-	-	-	-	-	-
1908	-	-	-	-	-	-	-	-	-	-	-	-	-
1909	-	-	-	-	0	0	0	-	-	0	-	-	-
1910	2	2	0	0	0	0	0	0	0	-	0	0	-
1911	-	-	-	-	0	0	-	-	0	0	0	4	-
1912	-	-	-	-	0	0	0	0	0	1	0	-	-
1913	4	2	-	0	0	-	0	0	-	0	1	-	-
1914	4	1	0	-	0	1	-	0	-	-	0	2	-
1915	0	2	0	1	0	-	0	0	0	0	1	2	-
1916	9	4	2	0	0	0	0	0	0	0	0	-	-
1917	4	2	5	0	-	0	0	-	0	0	0	0	-
1918	2	3	0	0	-	-	-	-	-	-	1	1	-
1919	0	-	1	-	-	-	-	0	0	-	2	-	-
1920	-	-	-	3	-	-	-	-	-	-	-	-	-
1921	-	4	-	0	-	-	0	0	0	0	0	3	-
1922	2	-	-	0	0	0	0	0	-	-	3	-	-
1923	3	2	1	0	-	0	0	0	0	-	0	4	-
1924	1	0	1	0	0	0	0	-	-	0	1	-	-
1925	4	-	-	3	-	-	-	-	-	-	-	-	-
1926	-	3	0	-	-	-	-	-	-	-	0	-	-
1927	2	2	0	-	0	-	-	-	-	-	2	3	-
1928	5	1	0	0	0	0	0	0	0	0	0	3	9
1929	4	1	3	0	0	0	0	0	0	0	0	0	8
1930	7	1	1	0	1	0	0	0	0	0	3	0	13
1931	1	0	0	0	0	0	0	0	0	0	5	5	11
1932	6	5	0	0	0	0	0	0	0	0	0	8	19
1933	10	5	1	0	0	0	0	0	0	0	0	2	18
1934	1	2	0	0	0	0	0	0	0	0	1	3	7
1935	2	3	1	1	0	0	0	0	0	1	1	3	12
1936	3	3	2	0	0	0	0	0	0	0	0	3	11

# MONTHLY AND ANNUAL FREQUENCY OF DAILY SNOWFALL OF 1.0 INCH OR MORE, CONTINUED ELKO

Note: Periods with incomplete data are listed with a dash (-)

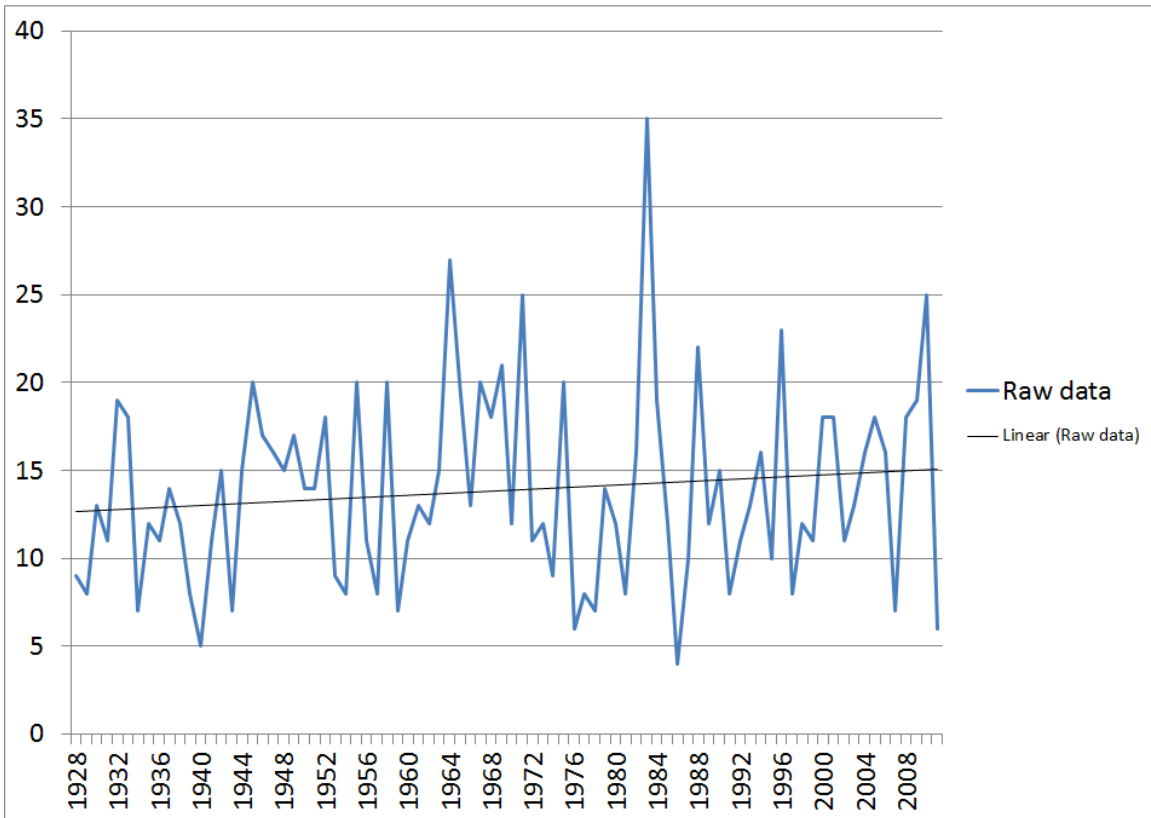
Year	Jan	Feb	Mar	Apr	May	Jun	Jul	Aug	Sep	Oct	Nov	Dec	Annual
1937	8	2	2	1	0	0	0	0	0	0	0	1	14
1938	4	4	1	0	0	0	0	0	0	0	2	1	12
1939	3	3	1	0	0	0	0	0	0	1	0	0	8
1940	2	2	0	0	0	0	0	0	0	0	0	1	5
1941	4	1	1	0	0	0	0	0	0	0	1	4	11
1942	4	4	1	1	1	0	0	0	0	0	2	2	15
1943	4	2	0	1	0	0	0	0	0	0	0	0	7
1944	5	4	1	0	0	0	0	0	0	0	3	2	15
1945	2	2	8	2	0	0	0	0	0	0	3	3	20
1946	5	1	5	0	0	0	0	0	0	3	3	0	17
1947	6	2	0	2	0	0	0	0	0	0	5	1	16
1948	1	1	4	1	0	0	0	0	1	0	0	7	15
1949	4	7	0	0	0	0	0	0	0	2	0	4	17
1950	9	0	2	1	0	0	0	0	0	0	1	1	14
1951	3	3	4	0	0	0	0	0	0	0	0	4	14
1952	3	3	7	0	0	0	0	0	0	0	1	4	18
1953	2	0	1	1	1	0	0	0	0	0	1	3	9
1954	2	0	4	0	0	0	0	0	0	0	0	2	8
1955	7	1	0	0	1	0	0	0	0	0	3	8	20
1956	4	3	2	0	0	0	0	0	0	0	1	1	11
1957	3	1	0	0	0	0	0	0	0	0	2	2	8
1958	4	5	5	2	0	0	0	0	0	0	0	4	20
1959	0	3	1	1	0	0	0	0	0	0	0	2	7
1960	4	1	1	1	1	0	0	0	0	0	1	2	11
1961	0	2	3	0	0	0	0	0	0	2	3	3	13
1962	4	2	5	0	1	0	0	0	0	0	0	0	12
1963	3	0	1	6	0	0	0	0	0	1	3	1	15
1964	7	2	6	3	0	0	0	0	0	0	5	4	27
1965	4	2	2	3	0	0	0	0	0	0	2	7	20
1966	3	2	1	2	0	0	0	0	0	0	0	5	13
1967	3	0	6	4	0	0	0	0	0	0	2	5	20
1968	3	0	4	2	0	0	0	0	0	0	1	8	18
1969	4	8	2	1	0	0	0	0	0	1	0	5	21
1970	0	0	2	2	0	0	0	0	0	2	1	5	12
1971	3	4	1	3	2	0	0	0	0	2	3	7	25
1972	0	3	2	0	0	0	0	0	0	0	3	3	11
1973	5	1	1	0	0	0	0	0	0	0	2	3	12
1974	1	0	1	2	0	0	0	0	0	0	0	5	9
1975	6	2	3	2	2	0	0	0	0	0	4	1	20
1976	2	2	2	0	0	0	0	0	0	0	0	0	6
1977	1	0	0	1	1	0	0	0	0	0	2	3	8
1978	2	3	0	0	0	0	0	0	0	0	1	1	7
1979	3	5	0	0	0	0	0	0	0	1	5	0	14
1980	6	2	2	0	1	0	0	0	0	1	0	0	12
1981	2	0	0	2	0	0	0	0	0	0	0	4	8
1982	5	0	4	1	0	0	0	0	1	0	2	3	16
1983	6	4	5	1	0	0	0	0	0	0	5	14	35
1984	3	4	2	3	0	0	0	0	0	2	3	2	19
1985	2	0	2	0	0	0	0	0	0	0	6	2	12

# MONTHLY AND ANNUAL FREQUENCY OF DAILY SNOWFALL OF 1.0 INCH OR MORE, CONTINUED ELKO

Note: Periods with incomplete data are listed with a dash (-)

Year	Jan	Feb	Mar	Apr	May	Jun	Jul	Aug	Sep	Oct	Nov	Dec	Annual
1986	0	1	1	1	0	0	0	0	0	0	0	1	4
1987	3	1	3	0	0	0	0	0	0	0	0	3	10
1988	7	0	1	0	2	0	0	0	0	0	7	5	22
1989	5	3	3	0	0	0	0	0	0	0	1	0	12
1990	3	5	1	0	1	0	0	0	0	0	2	3	15
1991	1	0	2	0	1	0	0	0	0	1	3	0	8
1992	1	2	1	0	0	0	0	0	0	0	3	4	11
1993	7	4	1	0	0	0	0	0	0	0	1	0	13
1994	2	5	0	0	0	0	0	0	0	0	7	2	16
1995	3	1	3	2	0	0	0	0	0	0	0	1	10
1996	8	2	3	0	0	0	0	0	0	1	2	7	23
1997	4	1	1	1	0	0	0	0	0	0	0	1	8
1998	2	5	3	0	0	0	0	0	0	0	0	2	12
1999	1	1	2	7	0	0	0	0	0	0	0	0	11
2000	3	6	3	0	0	0	0	0	0	0	3	3	18
2001	4	4	0	1	0	0	0	0	0	0	4	5	18
2002	3	1	1	2	1	0	0	0	0	0	0	3	11
2003	0	1	0	4	1	0	0	0	0	0	0	7	13
2004	3	5	0	1	0	0	0	0	0	1	1	5	16
2005	7	3	2	1	0	0	0	0	0	0	3	2	18
2006	3	1	8	1	0	0	0	0	0	0	1	2	16
2007	2	2	1	0	0	0	0	0	0	0	0	2	7
2008	7	3	2	0	0	0	0	0	0	0	0	6	18
2009	1	3	4	2	0	0	0	0	0	1	0	8	19
2010	3	2	5	3	0	0	0	0	0	0	7	5	25
2011	0	2	2	1	0	0	0	0	0	0	1	0	6
Stat	Jan	Feb	Mar	Apr	May	Jun	Jul	Aug	Sep	Oct	Nov	Dec	Annual
Max	14	8	8	7	2	1	0	0	1	3	7	14	35
Min	0	0	0	0	0	0	0	0	0	0	0	0	4
Mean	3.4	2.3	2.0	0.9	0.2	0.0	0.0	0.0	0.0	0.3	1.4	2.9	13.9
Medn	3	2	1	0	0	0	0	0	0	0	1	3	13
StDv	2.5	1.8	2.0	1.3	0.5	0.1	0.0	0.0	0.1	0.6	1.8	2.5	5.6

# ANNUAL NUMBER OF DAYS WITH SNOWFALL OF 1.0 INCH OR MORE (GRAPHED) ELKO



Note: Data may have been affected by the relocation of the main observing site from downtown Elko to Elko Regional Airport in December 1930. Data may have also been affected by the change from a voluntary, part-time observer program to a paid, full-time observer program which also occurred in December 1930. Finally, data may have been affected by the move of the snowfall observing site several miles northeast of the airport in February 2001. Use graph with caution.

# MONTHLY AND ANNUAL FREQUENCY OF DAILY SNOWFALL OF 5.0 INCHES OR MORE ELKO

Note: Periods with incomplete data are listed with a dash (-)

Year	Jan	Feb	Mar	Apr	May	Jun	Jul	Aug	Sep	Oct	Nov	Dec	Annual
1888	-	-	-	-	-	-	-	-	-	-	-	0	-
1889	0	0	-	-	-	-	-	-	-	-	-	-	-
1890	6	2	-	-	-	-	-	-	-	-	-	-	-
1891	0	-	-	-	-	-	-	-	-	-	0	5	-
1892	1	-	-	-	-	-	-	-	-	-	0	-	-
1893	1	0	1	-	0	-	-	0	-	0	0	0	-
1894	2	1	-	-	-	-	-	-	-	-	0	3	-
1895	2	0	0	-	0	-	-	-	0	-	0	1	-
1896	-	0	-	0	-	-	-	-	-	-	0	0	-
1897	0	-	-	-	-	-	-	-	-	-	0	1	-
1898	1	0	0	-	-	-	-	-	-	1	1	1	-
1899	-	0	2	0	-	-	-	-	-	0	0	1	-
1900	0	-	0	-	-	-	-	0	0	0	1	0	-
1901	0	2	-	0	0	-	-	-	-	-	0	-	-
1902	0	2	3	0	0	0	0	0	0	-	-	-	-
1903	-	0	1	-	0	-	-	-	0	-	0	0	-
1904	1	0	1	0	1	-	0	-	0	-	-	-	-
1905	0	0	-	-	0	-	-	-	-	-	-	-	-
1906	-	-	-	-	-	-	-	-	-	-	-	-	-
1907	-	-	-	-	-	-	-	-	-	-	-	-	-
1908	-	-	-	-	-	-	-	-	-	-	-	-	-
1909	-	-	-	-	0	0	0	-	-	0	-	-	-
1910	1	0	0	0	0	0	0	0	0	-	0	0	-
1911	-	-	-	-	0	0	-	-	0	0	0	0	-
1912	-	-	-	-	0	0	0	0	0	0	0	-	-
1913	1	0	-	0	0	-	0	0	-	0	0	-	-
1914	0	0	0	-	0	0	-	0	-	-	0	0	-
1915	0	0	0	0	0	-	0	0	0	0	0	0	-
1916	2	0	1	0	0	0	0	0	0	0	0	-	-
1917	1	1	0	0	-	0	0	-	0	0	0	0	-
1918	0	0	0	0	-	-	-	-	-	-	1	0	-
1919	0	-	0	-	-	-	-	0	0	-	0	-	-
1920	-	-	-	0	-	-	-	-	-	-	-	-	-
1921	-	1	-	0	-	-	0	0	0	0	0	1	-
1922	2	-	-	0	0	0	0	0	-	-	0	-	-
1923	0	0	0	0	-	0	0	0	0	-	0	0	-
1924	1	0	1	0	0	0	0	-	-	0	1	-	-
1925	0	-	-	1	-	-	-	-	-	-	-	-	-
1926	-	1	0	-	-	-	-	-	-	-	0	-	-
1927	0	0	0	-	0	-	-	-	-	-	0	2	-
1928	0	0	0	0	0	0	0	0	0	0	0	0	0
1929	1	0	0	0	0	0	0	0	0	0	0	0	1
1930	3	0	0	0	0	0	0	0	0	0	3	0	6
1931	0	0	0	0	0	0	0	0	0	0	0	0	0
1932	1	3	0	0	0	0	0	0	0	0	0	0	4
1933	0	0	0	0	0	0	0	0	0	0	0	0	0
1934	0	0	0	0	0	0	0	0	0	0	0	0	0
1935	0	0	1	0	0	0	0	0	0	0	0	0	1
1936	0	1	0	0	0	0	0	0	0	0	0	0	1

# MONTHLY AND ANNUAL FREQUENCY OF DAILY SNOWFALL OF 5.0 INCHES OR MORE, CONTINUED ELKO

Note: Periods with incomplete data are listed with a dash (-)

Year	Jan	Feb	Mar	Apr	May	Jun	Jul	Aug	Sep	Oct	Nov	Dec	Annual
1937	0	0	0	0	0	0	0	0	0	0	0	0	0
1938	0	0	0	0	0	0	0	0	0	0	0	0	0
1939	0	0	1	0	0	0	0	0	0	0	0	0	1
1940	0	0	0	0	0	0	0	0	0	0	0	0	0
1941	0	0	0	0	0	0	0	0	0	0	1	0	1
1942	0	0	0	0	0	0	0	0	0	0	0	0	0
1943	0	0	0	0	0	0	0	0	0	0	0	0	0
1944	0	0	0	0	0	0	0	0	0	0	1	0	1
1945	0	0	0	0	0	0	0	0	0	0	0	1	1
1946	0	0	1	0	0	0	0	0	0	0	0	0	1
1947	0	0	0	0	0	0	0	0	0	0	0	0	0
1948	0	0	0	0	0	0	0	0	0	0	0	0	0
1949	0	1	0	0	0	0	0	0	0	0	0	0	1
1950	1	0	0	1	0	0	0	0	0	0	0	0	2
1951	1	0	0	0	0	0	0	0	0	0	0	0	1
1952	0	0	0	0	0	0	0	0	0	0	0	0	0
1953	0	0	0	0	0	0	0	0	0	0	0	0	0
1954	1	0	1	0	0	0	0	0	0	0	0	0	2
1955	0	0	0	0	0	0	0	0	0	0	0	1	1
1956	1	1	0	0	0	0	0	0	0	0	0	0	2
1957	0	0	0	0	0	0	0	0	0	0	0	0	0
1958	0	0	0	0	0	0	0	0	0	0	0	0	0
1959	0	0	0	0	0	0	0	0	0	0	0	0	0
1960	0	0	0	0	0	0	0	0	0	0	0	0	0
1961	0	0	0	0	0	0	0	0	0	0	0	0	0
1962	1	0	1	0	0	0	0	0	0	0	0	0	2
1963	1	0	0	0	0	0	0	0	0	1	0	0	2
1964	1	0	0	0	0	0	0	0	0	0	0	0	1
1965	0	0	0	0	0	0	0	0	0	0	1	0	1
1966	0	0	0	0	0	0	0	0	0	0	0	1	1
1967	1	0	2	0	0	0	0	0	0	0	0	0	3
1968	1	0	0	0	0	0	0	0	0	0	0	1	2
1969	0	0	0	0	0	0	0	0	0	0	0	0	0
1970	0	0	0	0	0	0	0	0	0	0	0	1	1
1971	0	0	0	0	1	0	0	0	0	0	0	0	1
1972	0	0	0	0	0	0	0	0	0	0	0	0	0
1973	0	0	0	0	0	0	0	0	0	0	0	0	0
1974	0	0	0	0	0	0	0	0	0	0	0	0	0
1975	0	0	0	1	0	0	0	0	0	0	0	0	1
1976	0	0	0	0	0	0	0	0	0	0	0	0	0
1977	0	0	0	0	0	0	0	0	0	0	0	0	0
1978	0	0	0	0	0	0	0	0	0	0	0	0	0
1979	0	1	0	0	0	0	0	0	0	0	0	0	1
1980	0	0	0	0	0	0	0	0	0	0	0	0	0
1981	0	0	0	0	0	0	0	0	0	0	0	0	0
1982	0	0	1	0	0	0	0	0	0	0	1	0	2
1983	0	0	0	0	0	0	0	0	0	0	0	0	0
1984	0	0	0	0	0	0	0	0	0	0	0	0	0
1985	0	0	0	0	0	0	0	0	0	0	0	0	0

# MONTHLY AND ANNUAL FREQUENCY OF DAILY SNOWFALL OF 5.0 INCHES OR MORE, CONTINUED ELKO

Note: Periods with incomplete data are listed with a dash (-)

Year	Jan	Feb	Mar	Apr	May	Jun	Jul	Aug	Sep	Oct	Nov	Dec	Annual
1986	0	0	0	0	0	0	0	0	0	0	0	0	0
1987	0	1	0	0	0	0	0	0	0	0	0	0	1
1988	0	0	0	0	0	0	0	0	0	0	0	0	0
1989	0	0	0	0	0	0	0	0	0	0	0	0	0
1990	0	0	0	0	0	0	0	0	0	0	0	1	1
1991	0	0	0	0	0	0	0	0	0	0	0	0	0
1992	0	0	0	0	0	0	0	0	0	0	0	2	2
1993	1	0	0	0	0	0	0	0	0	0	0	0	1
1994	0	1	0	0	0	0	0	0	0	0	1	0	2
1995	0	0	0	0	0	0	0	0	0	0	0	0	0
1996	2	1	0	0	0	0	0	0	0	0	0	3	6
1997	2	0	0	0	0	0	0	0	0	0	0	0	2
1998	0	0	1	0	0	0	0	0	0	0	0	0	1
1999	1	0	0	0	0	0	0	0	0	0	0	0	1
2000	0	0	0	0	0	0	0	0	0	0	0	0	0
2001	0	0	0	0	0	0	0	0	0	0	0	1	1
2002	1	0	0	0	0	0	0	0	0	0	0	0	1
2003	0	0	0	0	0	0	0	0	0	0	0	0	0
2004	2	0	0	0	0	0	0	0	0	0	1	1	4
2005	2	0	0	0	0	0	0	0	0	0	0	0	2
2006	0	0	0	0	0	0	0	0	0	0	0	0	0
2007	0	0	0	0	0	0	0	0	0	0	0	0	0
2008	2	1	0	0	0	0	0	0	0	0	0	0	3
2009	0	0	0	1	0	0	0	0	0	0	0	0	1
2010	0	0	0	1	0	0	0	0	0	0	0	0	1
2011	0	0	0	1	0	0	0	0	0	0	0	0	1
Stat	Jan	Feb	Mar	Apr	May	Jun	Jul	Aug	Sep	Oct	Nov	Dec	Annual
Max	6	3	3	1	1	0	0	0	0	1	3	5	6
Min	0	0	0	0	0	0	0	0	0	0	0	0	0
Mean	0.4	0.2	0.2	0.1	0.0	0.0	0.0	0.0	0.0	0.0	0.1	0.3	0.9
Medn	0	0	0	0	0	0	0	0	0	0	0	0	1
StDv	0.9	0.5	0.5	0.2	0.1	0.0	0.0	0.0	0.0	0.1	0.4	0.7	1.2

# LATEST AND EARLIEST DAILY SNOWFALL OCCURRANCES ELKO

Note: Periods with incomplete data are listed with a dash (-)

Daily Snowfall Of 0.1" Or Higher				Daily Snowfall Of 1.0" Or Higher			
Year	Last	First	Length	Year	Last	First	Length
1888	Miss	Miss	-	1888	Miss	Miss	-
1889	Miss	Miss	-	1889	Miss	Miss	-
1890	Miss	Miss	-	1890	Miss	Miss	-
1891	Miss	Miss	-	1891	Miss	Miss	-
1892	Miss	Miss	-	1892	Miss	Miss	-
1893	Miss	Miss	-	1893	Miss	Miss	-
1894	Miss	Miss	-	1894	Miss	Miss	-
1895	Miss	Miss	-	1895	Miss	Miss	-
1896	Miss	Miss	-	1896	Miss	Miss	-
1897	Miss	Miss	-	1897	Miss	Miss	-
1898	Miss	Miss	-	1898	Miss	Miss	-
1899	Miss	Miss	-	1899	Miss	Miss	-
1900	Miss	Oct 30	-	1900	Miss	Oct 30	-
1901	Miss	Miss	-	1901	Miss	Miss	-
1902	Jun 1	Miss	-	1902	Apr 24	Miss	-
1903	Miss	Miss	-	1903	Miss	Miss	-
1904	Miss	Miss	-	1904	Miss	Miss	-
1905	Miss	Miss	-	1905	Miss	Miss	-
1906	Miss	Miss	-	1906	Miss	Miss	-
1907	Miss	Miss	-	1907	Miss	Miss	-
1908	Miss	Miss	-	1908	Miss	Miss	-
1909	Miss	Miss	-	1909	Miss	Miss	-
1910	Feb 22	Miss	-	1910	Feb 22	Miss	-
1911	Miss	Miss	-	1911	Miss	Miss	-
1912	Miss	Oct 4	-	1912	Miss	Oct 4	-
1913	Miss	Miss	-	1913	Miss	Miss	-
1914	Miss	Miss	-	1914	Miss	Miss	-
1915	Miss	Nov 24	-	1915	Miss	Nov 24	-
1916	Mar 23	Dec 9	260	1916	Mar 23	Miss	-
1917	Miss	Miss	-	1917	Miss	Miss	-
1918	Miss	Miss	-	1918	Miss	Miss	-
1919	Miss	Miss	-	1919	Miss	Miss	-
1920	Miss	Miss	-	1920	Miss	Miss	-
1921	Miss	Nov 29	-	1921	Miss	Dec 18	-
1922	Miss	Miss	-	1922	Miss	Miss	-
1923	Miss	Miss	-	1923	Miss	Miss	-
1924	Mar 23	Miss	-	1924	Mar 23	Miss	-
1925	Miss	Miss	-	1925	Miss	Miss	-
1926	Miss	Miss	-	1926	Miss	Miss	-
1927	Miss	Miss	-	1927	Miss	Miss	-
1928	Feb 25	Dec 13	291	1928	Feb 25	Dec 13	291
1929	Mar 24	Jan 5	286	1929	Mar 24	Jan 5	286
1930	May 5	Nov 14	192	1930	May 5	Nov 14	192
1931	Feb 19	Oct 26	248	1931	Jan 8	Nov 15	310
1932	Feb 13	Dec 8	298	1932	Feb 8	Dec 9	304
1933	Apr 19	Nov 28	222	1933	Mar 23	Dec 4	255
1934	Apr 2	Nov 20	231	1934	Feb 26	Nov 27	273
1935	Apr 9	Oct 30	203	1935	Apr 9	Oct 30	203



# LATEST AND EARLIEST DAILY SNOWFALL OCCURRANCES, CONTINUED ELKO

Note: Periods with incomplete data are listed with a dash (-)

Daily Snowfall Of 0.1" Or Higher				Daily Snowfall Of 1.0" Or Higher			
Year	Last	First	Length	Year	Last	First	Length
1936	Mar 31	Nov 30	243	1936	Mar 31	Dec 25	268
1937	Apr 3	Dec 15	255	1937	Apr 3	Dec 15	255
1938	Mar 20	Nov 1	225	1938	Mar 20	Nov 2	226
1939	Apr 13	Oct 25	194	1939	Mar 7	Oct 25	231
1940	Feb 5	Dec 17	315	1940	Feb 5	Dec 28	326
1941	Apr 18	Nov 17	212	1941	Mar 2	Nov 17	259
1942	May 12	Nov 16	187	1942	May 12	Nov 17	188
1943	Apr 10	Oct 19	191	1943	Apr 10	Jan 2	266
1944	Apr 14	Nov 11	210	1944	Mar 13	Nov 11	242
1945	Apr 13	Nov 6	206	1945	Apr 11	Nov 9	211
1946	May 22	Oct 4	134	1946	Mar 30	Oct 5	188
1947	Apr 9	Nov 2	206	1947	Apr 4	Nov 5	214
1948	Apr 30	Sep 24	146	1948	Apr 9	Sep 25	168
1949	Mar 23	Oct 9	199	1949	Feb 20	Oct 9	230
1950	May 6	Nov 14	191	1950	Apr 8	Nov 14	219
1951	May 1	Nov 11	193	1951	Mar 30	Dec 2	246
1952	Mar 24	Nov 14	234	1952	Mar 19	Nov 14	239
1953	May 28	Oct 18	142	1953	May 1	Nov 22	204
1954	Mar 30	Dec 6	250	1954	Mar 23	Dec 10	261
1955	May 14	Nov 1	170	1955	May 14	Nov 13	182
1956	Apr 11	Oct 23	194	1956	Mar 31	Nov 1	214
1957	Apr 18	Nov 3	198	1957	Feb 8	Nov 3	267
1958	Apr 3	Dec 22	262	1958	Apr 3	Dec 22	262
1959	May 23	Dec 13	203	1959	Apr 17	Dec 13	239
1960	May 21	Nov 13	175	1960	May 21	Nov 14	176
1961	Apr 25	Oct 9	166	1961	Mar 27	Oct 21	207
1962	May 15	Nov 16	184	1962	May 15	Jan 28	257
1963	May 11	Oct 12	153	1963	Apr 27	Oct 12	167
1964	May 5	Nov 10	188	1964	Apr 23	Nov 10	200
1965	May 7	Oct 15	160	1965	Apr 11	Nov 23	225
1966	Apr 17	Oct 13	178	1966	Apr 17	Dec 5	231
1967	May 12	Nov 29	200	1967	Apr 23	Nov 29	219
1968	May 14	Nov 15	184	1968	Apr 17	Nov 25	221
1969	Apr 7	Oct 3	178	1969	Apr 6	Oct 17	193
1970	May 10	Oct 24	166	1970	Apr 28	Oct 24	178
1971	May 21	Oct 1	132	1971	May 21	Oct 15	146
1972	Apr 12	Oct 19	189	1972	Mar 29	Nov 14	229
1973	Apr 29	Nov 20	204	1973	Mar 11	Nov 24	257
1974	Apr 27	Dec 11	227	1974	Apr 27	Dec 11	227
1975	May 19	Oct 7	140	1975	May 4	Nov 27	206
1976	Apr 15	Nov 14	212	1976	Mar 25	Jan 3	283
1977	May 17	Nov 21	187	1977	May 6	Nov 21	198
1978	Feb 15	Nov 11	268	1978	Feb 13	Nov 11	270
1979	May 7	Oct 31	176	1979	Feb 22	Oct 31	250
1980	May 11	Oct 26	167	1980	May 11	Oct 26	167
1981	May 16	Nov 27	194	1981	Apr 2	Dec 12	253
1982	Apr 1	Sep 30	181	1982	Apr 1	Sep 30	181
1983	May 6	Nov 19	196	1983	Apr 25	Nov 19	207

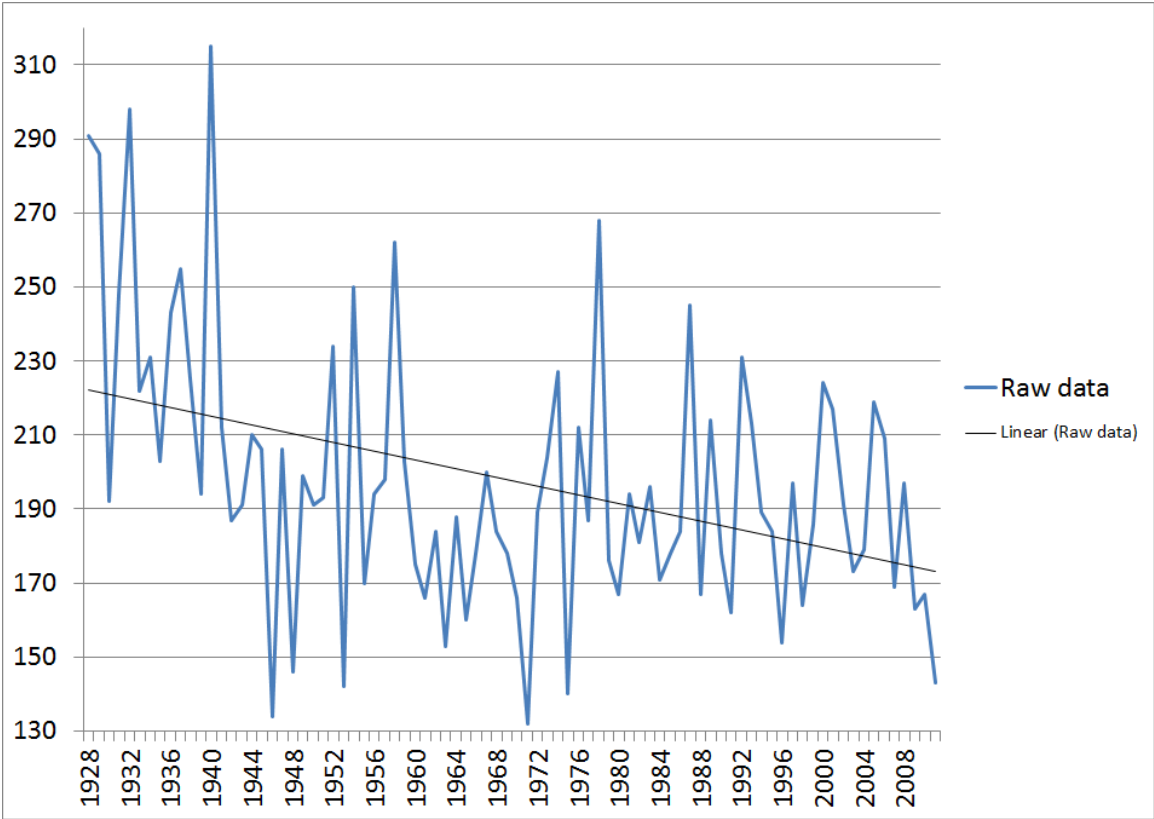
# LATEST AND EARLIEST DAILY SNOWFALL OCCURRANCES, CONTINUED ELKO

Note: Periods with incomplete data are listed with a dash (-)

Daily Snowfall Of 0.1" Or Higher				Daily Snowfall Of 1.0" Or Higher			
Year	Last	First	Length	Year	Last	First	Length
1984	Apr 27	Oct 16	171	1984	Apr 25	Oct 16	173
1985	Apr 25	Oct 21	178	1985	Mar 5	Nov 10	249
1986	May 6	Nov 7	184	1986	Apr 13	Dec 19	249
1987	Mar 24	Nov 25	245	1987	Mar 24	Dec 8	258
1988	May 30	Nov 14	167	1988	May 30	Nov 14	167
1989	Mar 26	Oct 27	214	1989	Mar 26	Nov 26	244
1990	May 24	Nov 19	178	1990	May 24	Nov 19	178
1991	May 18	Oct 28	162	1991	May 9	Oct 29	172
1992	Mar 17	Nov 4	231	1992	Mar 17	Nov 18	245
1993	Apr 11	Nov 11	213	1993	Mar 3	Nov 22	263
1994	Apr 25	Nov 1	189	1994	Feb 21	Nov 1	252
1995	May 8	Nov 9	184	1995	Apr 18	Dec 29	254
1996	May 23	Oct 25	154	1996	Mar 28	Oct 25	210
1997	May 1	Nov 15	197	1997	Apr 9	Dec 15	249
1998	May 26	Nov 7	164	1998	Mar 29	Dec 3	248
1999	May 14	Nov 17	186	1999	Apr 22	Jan 4	256
2000	Mar 19	Oct 30	224	2000	Mar 19	Nov 8	233
2001	Apr 20	Nov 24	217	2001	Apr 7	Nov 24	230
2002	May 1	Nov 9	191	2002	May 1	Dec 21	233
2003	May 9	Oct 30	173	2003	May 9	Dec 7	211
2004	Apr 21	Oct 18	179	2004	Apr 17	Oct 18	183
2005	Apr 20	Nov 26	219	2005	Apr 18	Nov 28	223
2006	Apr 17	Nov 13	209	2006	Apr 17	Nov 28	224
2007	Apr 18	Oct 5	169	2007	Mar 27	Dec 20	267
2008	Apr 20	Nov 4	197	2008	Mar 30	Dec 15	259
2009	Apr 24	Oct 5	163	2009	Apr 15	Oct 27	194
2010	May 11	Oct 26	167	2010	Apr 22	Nov 10	201
2011	May 15	Oct 6	143	2011	Apr 8	Nov 18	223

Daily Snowfall Of 0.1" Or Higher				Daily Snowfall Of 1.0" Or Higher			
Year	Last	First	Length	Year	Last	First	Length
Earliest	Feb 5	Sep 24		Earliest	Jan 8	Sep 25	
Max			315	Max			326
Latest	Jun 1	Jan 5		Latest	May 30	Jan 28	
Min			132	Min			146
Mean	Apr 21	Nov 7	198.4	Mean	Apr 4	Nov 20	228.8
Medn			192	Medn			230
StDv			37.3	StDv			36.9

# NUMBER OF DAYS BETWEEN LAST AND FIRST SNOWFALL OF 0.1 INCH OR MORE (GRAPHED) ELKO



Note: Data may have been affected by the relocation of the main observing site from downtown Elko to Elko Regional Airport in December 1930. Data may have also been affected by the change from a voluntary, part-time observer program to a paid, full-time observer program which also occurred in December 1930. Finally, data may have been affected by the move of the snowfall observing site several miles northeast of the airport in February 2001. Use graph with caution.

# 10 LONGEST CONTINUOUS STRETCHES OF HIGH DAILY SNOWFALL ELKO

Daily Snowfall $\geq 0.1$ "			Daily Snowfall $\geq 1.0$ "		
First	Last	Days	First	Last	Days
Dec 24 1981	Jan 2 1982	10	Nov 29 1983	Dec 6 1983	8
Jan 15 1933	Jan 23 1933	9	Jan 5 1975	Jan 10 1975	6
Jan 27 2008	Feb 3 2008	8	Jan 17 1933	Jan 22 1933	6
Nov 29 1983	Dec 6 1983	8	Jan 8 2005	Jan 11 2005	4
Jan 15 1955	Jan 22 1955	8	Dec 29 2004	Jan 1 2005	4
Feb 2 1942	Feb 9 1942	8	Dec 21 1983	Dec 24 1983	4
Jan 26 1932	Feb 2 1932	8	Nov 27 1975	Nov 30 1975	4
Feb 24 2007	Mar 2 2007	7	Mar 11 1967	Mar 14 1967	4
Jan 4 1975	Jan 10 1975	7	Dec 16 1949	Dec 19 1949	4
Jan 22 1969	Jan 28 1969	7	Nov 18 1900	Nov 21 1900	4
Dec 22 1968	Dec 28 1968	7	Dec 27 1891	Dec 30 1891	4
Jan 21 1914	Jan 27 1914	7	Jan 15 1890	Jan 18 1890	4
			Jan 1 1890	Jan 4 1890	4

# MONTHLY AND ANNUAL AVERAGE WIND SPEED ELKO

Note: Periods with incomplete data are listed with a dash (-)

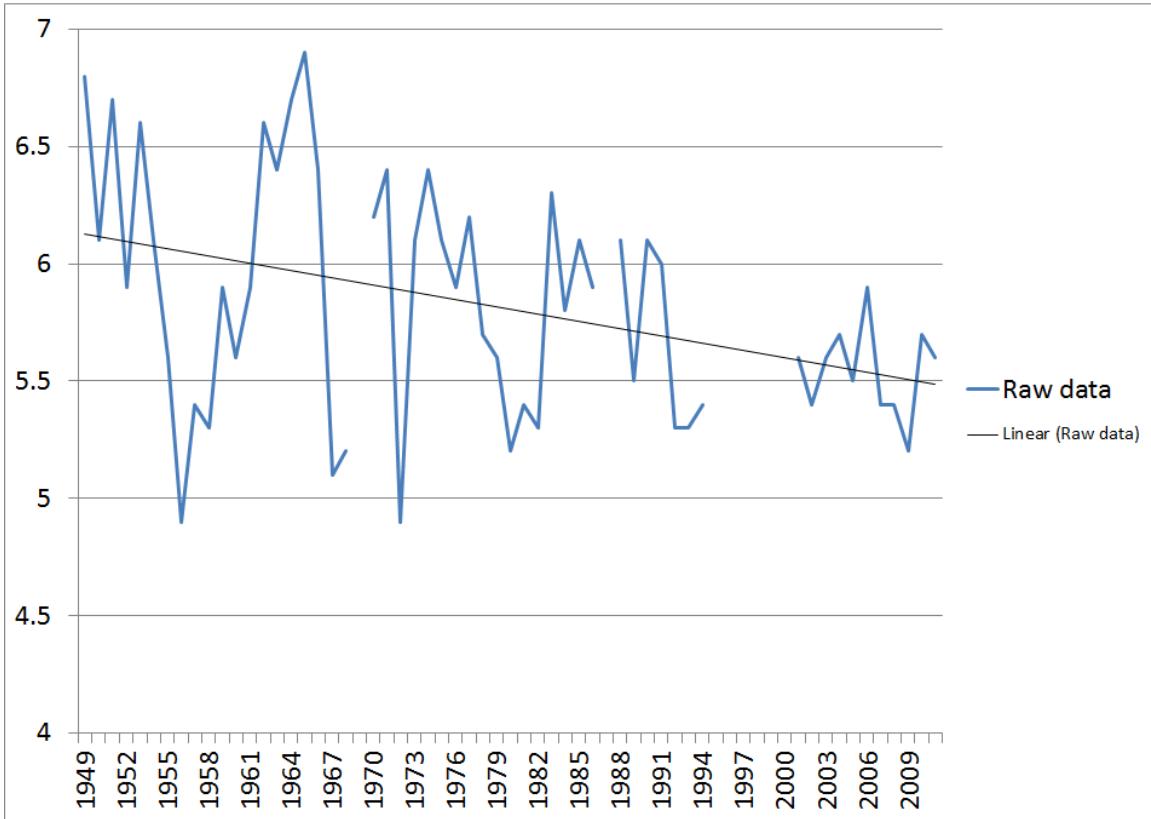
Year	Jan	Feb	Mar	Apr	May	Jun	Jul	Aug	Sep	Oct	Nov	Dec	Annual
1949	7.7	9.0	7.6	7.6	8.4	8.7	7.6	6.1	6.0	5.5	2.9	4.4	6.8
1950	7.3	4.9	7.5	7.5	6.2	6.8	6.3	6.1	5.1	5.4	4.9	4.8	6.1
1951	6.9	5.4	7.3	7.3	7.8	7.0	6.5	5.4	5.1	6.5	6.1	6.6	6.7
1952	6.5	5.6	7.8	6.8	7.3	7.1	6.5	6.5	5.2	3.3	3.5	4.9	5.9
1953	5.4	7.0	7.9	8.1	8.2	8.2	6.4	6.0	5.2	5.8	6.7	4.5	6.6
1954	5.3	5.6	7.2	7.0	6.5	7.8	5.7	6.8	5.7	5.5	4.7	4.8	6.1
1955	3.7	5.7	7.3	7.8	6.2	6.1	5.8	5.1	4.8	4.6	4.2	5.5	5.6
1956	4.8	5.7	6.3	6.5	5.3	5.5	5.3	5.0	4.1	4.8	2.4	2.8	4.9
1957	3.4	3.8	5.3	6.8	7.2	6.5	6.8	5.9	5.6	4.6	4.3	4.8	5.4
1958	3.8	5.2	5.5	7.3	6.4	6.9	6.1	5.4	5.4	3.9	4.2	3.8	5.3
1959	5.5	6.6	6.9	6.5	7.6	6.8	6.3	6.7	6.1	5.3	3.6	2.9	5.9
1960	3.5	5.3	5.0	6.1	6.7	6.9	6.2	6.4	5.5	5.1	6.3	4.1	5.6
1961	4.0	5.8	6.1	6.7	6.6	5.4	5.3	5.6	6.4	5.4	7.2	6.5	5.9
1962	6.2	7.1	7.7	7.6	7.7	5.7	6.9	6.7	6.4	7.3	5.2	4.7	6.6
1963	5.7	6.6	8.1	8.0	7.2	7.0	6.6	6.7	5.8	5.6	4.5	4.5	6.4
1964	6.6	5.3	6.6	8.1	7.4	6.6	6.3	7.0	5.5	5.5	6.9	9.1	6.7
1965	8.4	7.1	7.4	7.9	8.5	6.9	6.9	6.5	7.2	4.4	5.9	6.1	6.9
1966	6.3	6.3	6.4	6.7	7.6	7.7	7.0	6.4	5.8	5.9	6.3	4.6	6.4
1967	4.1	4.0	6.4	7.2	4.5	4.7	5.0	4.4	4.9	4.4	5.0	6.3	5.1
1968	4.3	4.2	5.5	6.4	5.9	6.0	5.6	5.2	4.6	4.5	4.2	6.5	5.2
1969	6.3	6.0	4.7	6.7	6.1	-	-	-	4.8	4.0	2.2	3.2	-
1970	4.5	4.3	6.2	7.9	6.8	6.9	6.5	6.3	5.6	5.7	7.3	6.0	6.2
1971	6.5	6.9	7.2	7.5	7.4	6.1	5.7	6.1	6.4	5.1	5.5	6.3	6.4
1972	6.4	6.5	4.1	4.8	4.5	5.0	5.2	5.0	4.4	4.9	4.2	3.7	4.9
1973	3.4	4.9	6.2	6.8	6.8	6.9	6.8	6.7	6.1	6.1	7.0	5.5	6.1
1974	6.2	6.4	7.4	8.5	7.3	7.4	6.3	6.1	4.9	5.0	5.7	6.1	6.4
1975	5.2	6.4	7.5	7.9	7.3	7.1	6.1	5.8	4.6	5.8	4.9	4.1	6.1
1976	4.1	7.0	7.4	8.3	6.8	7.9	6.2	5.7	5.2	4.2	4.2	3.8	5.9
1977	4.7	5.4	7.7	6.9	8.1	6.4	6.1	6.7	5.7	4.8	6.1	5.9	6.2
1978	5.5	6.0	5.6	7.3	6.8	6.5	5.6	5.6	4.8	4.1	5.3	5.1	5.7
1979	5.5	5.7	5.6	6.8	6.6	6.7	6.1	6.0	5.1	4.7	4.8	4.1	5.6
1980	5.5	5.2	6.2	6.7	5.8	5.6	6.1	5.6	4.6	3.2	3.8	3.5	5.2
1981	3.9	4.8	6.3	5.7	6.4	6.9	6.2	5.4	4.8	5.2	4.6	4.2	5.4
1982	5.8	3.9	6.3	7.4	5.8	6.2	4.8	4.6	4.6	3.8	4.7	6.2	5.3
1983	5.0	6.8	7.0	7.6	7.1	6.8	6.9	5.7	5.8	4.1	6.4	6.8	6.3
1984	4.0	5.4	5.7	7.6	7.3	6.5	5.5	5.7	5.3	4.9	6.9	4.2	5.8
1985	4.4	5.4	6.9	6.7	7.5	6.3	6.9	6.2	6.1	6.2	5.8	5.2	6.1
1986	5.9	8.2	6.1	7.2	6.5	6.1	5.9	5.7	5.8	4.8	5.0	3.3	5.9
1987	5.1	-	-	-	-	-	-	-	-	-	5.0	6.1	-
1988	5.4	5.2	6.8	7.5	7.1	7.5	6.2	6.1	5.5	4.5	5.7	5.1	6.1
1989	3.6	4.5	7.0	6.5	6.6	6.8	6.2	5.9	6.1	5.0	4.0	3.4	5.5
1990	5.3	5.7	5.5	6.4	6.4	6.4	7.2	7.1	6.7	6.3	5.0	4.9	6.1
1991	5.0	4.6	8.0	7.4	7.4	7.1	6.5	6.0	5.1	5.4	4.6	5.0	6.0
1992	4.6	5.3	5.4	6.3	5.5	6.4	5.6	5.6	5.0	4.2	3.9	5.4	5.3
1993	5.0	5.7	4.6	6.8	7.0	5.8	6.1	5.3	4.2	3.8	4.2	4.5	5.3
1994	4.6	5.9	5.5	6.3	5.7	6.7	5.7	5.4	4.8	4.6	5.5	3.8	5.4
1995	5.7	4.3	6.5	-	6.5	-	5.7	5.0	4.7	4.6	4.3	4.9	-
1996	6.0	4.0	6.2	6.8	7.0	5.6	-	-	-	-	-	-	-
1997	-	-	-	-	-	-	-	-	-	-	-	-	-
1998	-	-	-	-	-	-	-	-	-	-	-	-	-
1999	-	-	-	-	-	-	-	-	-	-	-	-	-

# MONTHLY AND ANNUAL AVERAGE WIND SPEED, CONTINUED ELKO

Note: Periods with incomplete data are listed with a dash (-)

Year	Jan	Feb	Mar	Apr	May	Jun	Jul	Aug	Sep	Oct	Nov	Dec	Annual
2000	-	-	-	-	-	-	-	-	-	-	-	1.7	-
2001	4.1	4.7	5.6	6.6	6.7	6.8	6.2	5.5	5.3	4.9	4.8	5.6	5.6
2002	4.2	5.2	5.7	6.1	5.9	6.3	6.1	5.7	5.3	4.2	4.4	6.1	5.4
2003	3.2	5.6	6.8	7.6	5.6	6.2	5.6	5.1	5.1	4.9	5.2	6.0	5.6
2004	4.2	5.7	5.9	6.5	6.9	7.0	6.3	5.5	5.7	5.3	4.7	4.9	5.7
2005	4.4	4.6	6.3	7.0	6.4	6.6	5.6	5.4	5.3	4.2	5.5	5.0	5.5
2006	6.0	5.2	6.6	7.2	6.4	6.2	5.7	5.9	5.5	5.4	5.6	5.1	5.9
2007	4.1	5.8	5.4	6.7	6.6	6.2	5.4	5.5	5.7	5.0	3.3	4.6	5.4
2008	5.8	4.9	6.1	7.3	6.2	6.0	5.1	5.5	4.5	4.5	4.1	4.8	5.4
2009	3.6	5.7	7.5	6.5	6.2	5.3	5.5	4.7	4.5	5.2	4.5	3.7	5.2
2010	4.2	4.0	6.2	7.5	7.5	7.0	6.2	5.6	4.5	5.1	5.9	4.2	5.7
2011	4.1	6.7	6.9	7.2	6.8	6.5	5.8	4.9	4.0	4.7	5.3	4.3	5.6
Stat	Jan	Feb	Mar	Apr	May	Jun	Jul	Aug	Sep	Oct	Nov	Dec	Annual
Max	8.4	9.0	8.1	8.5	8.5	8.7	7.6	7.1	7.2	7.3	7.3	9.1	6.9
Min	3.2	3.8	4.1	4.8	4.5	4.7	4.8	4.4	4.0	3.2	2.2	1.7	4.9
Mean	5.1	5.6	6.5	7.1	6.7	6.6	6.1	5.8	5.3	4.9	5.0	4.9	5.8
Medn	5.0	5.6	6.4	7.0	6.8	6.6	6.1	5.7	5.3	4.9	4.9	4.8	5.8
StDv	1.2	1.0	0.9	0.7	0.8	0.8	0.6	0.6	0.7	0.8	1.1	1.2	0.5

# ANNUAL AVERAGE WIND SPEED (GRAPHED) ELKO



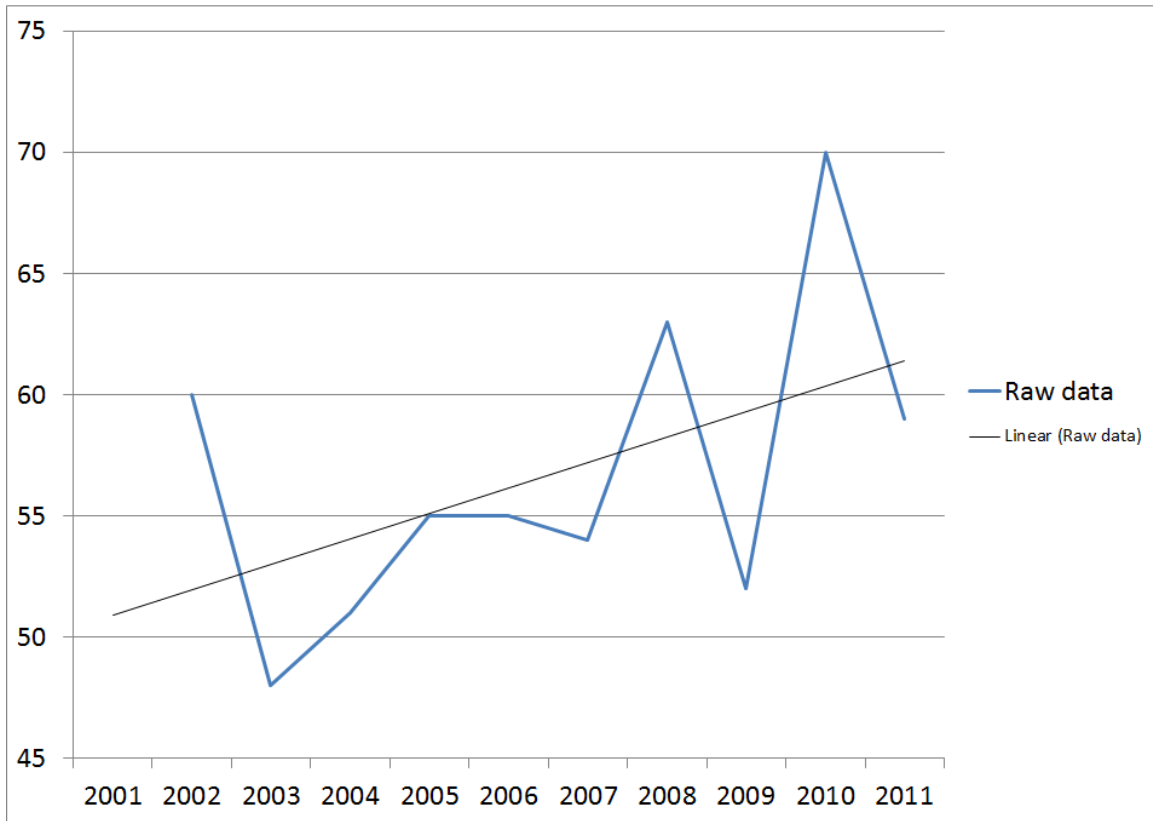
## MONTHLY AND ANNUAL PEAK WIND GUST SPEED ELKO

Note: Periods with incomplete data are listed with a dash (-)

Year	Jan	Feb	Mar	Apr	May	Jun	Jul	Aug	Sep	Oct	Nov	Dec	Annual
2001	-	30	46	37	41	40	43	39	41	33	49	47	-
2002	37	43	41	46	47	40	60	40	51	31	43	48	60
2003	29	43	45	47	36	48	43	43	40	36	35	36	48
2004	51	46	37	45	48	41	51	40	39	47	32	37	51
2005	43	23	40	46	44	55	43	39	40	36	43	37	55
2006	41	48	49	43	46	40	44	36	55	37	44	39	55
2007	30	44	37	41	51	39	51	54	43	45	40	45	54
2008	54	40	44	61	46	63	40	48	40	44	39	59	63
2009	40	46	45	44	52	48	44	52	45	44	45	30	52
2010	44	25	67	54	46	46	54	70	39	49	51	48	70
2011	30	47	48	48	59	41	43	52	52	48	38	49	59
Stat	Jan	Feb	Mar	Apr	May	Jun	Jul	Aug	Sep	Oct	Nov	Dec	Annual
Max	54	48	67	61	59	63	60	70	55	49	51	59	70
Min	29	23	37	37	36	39	40	36	39	31	32	30	48
Mean	39.9	39.5	45.4	46.5	46.9	45.5	46.9	46.6	44.1	40.9	41.7	43.2	56.7
Medn	41	43	45	46	46	41	44	43	41	44	43	45	55
StDv	8.6	9.1	8.2	6.4	6.0	7.6	6.2	10.0	5.9	6.4	5.7	8.2	6.5



# ANNUAL PEAK WIND GUST SPEED (GRAPHED) ELKO



# MONTHLY AND ANNUAL AVERAGE PERCENTAGE OF SKY COVER ELKO

Note: Periods with incomplete data are listed with a dash (-)

Year	Jan	Feb	Mar	Apr	May	Jun	Jul	Aug	Sep	Oct	Nov	Dec	Annual
1949	56	70	83	47	63	25	27	32	17	41	38	75	48
1950	80	50	72	56	46	33	27	23	54	42	66	76	52
1951	68	68	57	64	53	33	26	37	18	51	56	75	51
1952	74	59	75	56	50	41	33	16	23	24	40	73	47
1953	78	58	55	68	68	38	28	23	29	46	71	66	52
1954	83	49	67	66	52	56	33	25	18	35	51	57	49
1955	67	65	53	69	55	47	37	30	29	30	72	82	53
1956	71	63	52	65	66	26	28	28	22	50	35	43	46
1957	61	65	84	70	80	44	30	28	28	67	58	65	57
1958	65	81	81	67	53	42	37	35	29	35	56	72	54
1959	80	76	58	53	59	43	35	33	52	32	24	55	50
1960	81	75	65	61	66	34	46	19	32	43	68	43	53
1961	50	78	82	65	58	39	31	49	46	52	58	69	56
1962	56	73	67	64	76	38	40	24	23	32	64	42	50
1963	44	69	65	78	69	64	7	28	42	59	78	66	56
1964	75	36	73	68	70	61	22	27	19	39	65	77	53
1965	81	59	53	80	68	51	45	49	40	28	69	69	58
1966	66	78	52	54	49	41	24	34	35	34	71	68	51
1967	81	58	66	80	59	57	41	39	44	48	63	69	59
1968	53	74	65	59	61	48	32	63	43	54	79	83	60
1969	78	79	58	52	40	-	-	-	36	54	47	74	-
1970	81	63	65	71	52	56	38	33	18	44	77	69	56
1971	73	64	69	69	69	41	35	40	25	49	71	69	56
1972	58	70	66	65	52	52	31	35	48	51	72	67	56
1973	61	71	74	64	49	39	34	32	34	47	84	79	56
1974	66	62	68	58	45	26	40	26	5	53	58	72	48
1975	63	75	83	82	57	45	38	33	15	56	67	60	56
1976	61	70	61	73	54	42	43	41	48	36	47	44	52
1977	54	63	70	54	83	54	31	53	34	32	61	75	55
1978	77	82	72	77	55	39	30	31	46	26	62	54	54
1979	81	87	60	69	47	35	39	50	9	55	48	52	53
1980	78	73	66	61	72	39	35	31	37	34	57	54	53
1981	63	59	70	59	58	42	23	25	40	51	56	75	52
1982	64	66	73	52	56	58	47	38	62	54	47	59	56
1983	66	68	83	72	53	45	24	56	31	39	77	90	59
1984	66	55	71	69	56	53	42	45	28	61	74	56	56
1985	47	59	64	49	55	43	54	19	48	41	72	53	50
1986	71	72	66	75	54	36	39	36	55	40	55	56	55
1987	68	67	77	54	67	45	48	28	29	50	67	66	56
1988	78	47	63	73	56	45	31	31	28	42	86	63	54
1989	57	69	74	62	59	46	31	35	30	47	53	52	51
1990	76	67	62	71	65	38	35	38	31	37	56	47	52
1991	59	58	73	79	75	51	38	50	44	42	76	56	58
1992	65	70	68	72	56	64	33	39	39	-	-	-	-

# MONTHLY AND ANNUAL AVERAGE PERCENTAGE OF SKY COVER ELKO

Note: Periods with incomplete data are listed with a dash (-)

Stat	Jan	Feb	Mar	Apr	May	Jun	Jul	Aug	Sep	Oct	Nov	Dec	Annual
Max	83	87	84	82	83	64	54	63	62	67	86	90	60
Min	44	36	52	47	40	25	7	16	5	24	24	42	46
Mean	67.8	66.4	67.8	65.3	59.2	44.1	34.1	34.6	33.3	43.8	61.7	64.3	53.5
Medn	67	68	67	66	57	43	34	33	32	43	63	66	54
StDv	10.4	10.0	8.8	9.0	9.6	9.6	8.3	10.4	12.8	10.0	13.5	11.8	3.4

# MONTHLY AND ANNUAL FREQUENCY OF DAYS WITH THUNDERSTORMS ELKO

Note: Periods with incomplete data are listed with a dash (-)

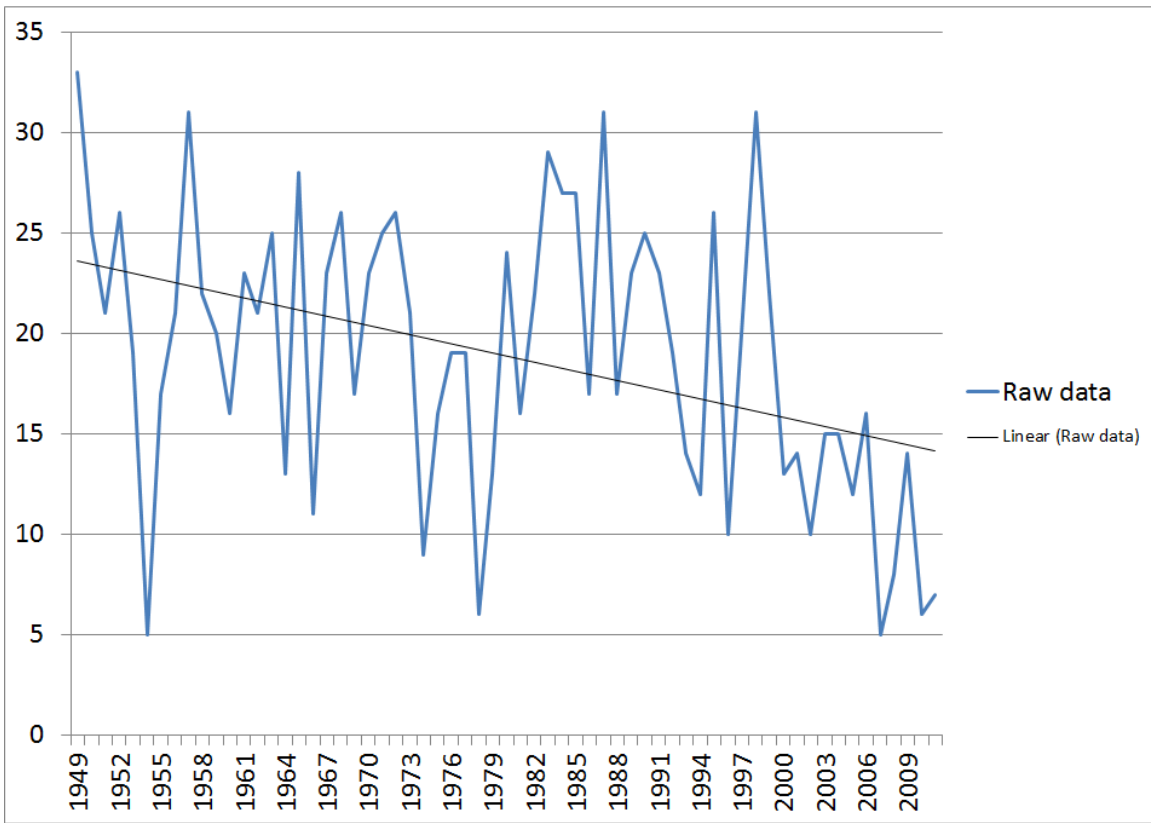
Year	Jan	Feb	Mar	Apr	May	Jun	Jul	Aug	Sep	Oct	Nov	Dec	Annual
1949	0	0	0	0	12	5	6	5	4	1	0	0	33
1950	1	0	1	0	1	2	8	4	7	1	0	0	25
1951	0	0	0	3	1	0	6	9	0	2	0	0	21
1952	0	0	0	2	3	5	10	2	3	1	0	0	26
1953	0	0	0	0	4	2	3	5	4	0	1	0	19
1954	0	0	0	0	1	1	2	1	0	0	0	0	5
1955	0	0	0	0	2	3	5	6	0	1	0	0	17
1956	0	0	0	1	4	2	7	0	2	4	0	1	21
1957	1	0	1	3	12	4	3	3	2	2	0	0	31
1958	0	0	0	0	2	6	5	8	1	0	0	0	22
1959	1	0	1	1	3	4	7	2	1	0	0	0	20
1960	0	1	0	2	1	0	8	3	1	0	0	0	16
1961	0	1	0	0	2	8	2	10	0	0	0	0	23
1962	0	1	0	0	5	4	7	3	1	0	0	0	21
1963	0	0	0	1	12	6	0	3	2	0	1	0	25
1964	0	0	0	2	3	5	1	2	0	0	0	0	13
1965	0	0	0	3	1	6	8	10	0	0	0	0	28
1966	0	0	0	0	1	1	2	5	1	0	1	0	11
1967	0	0	0	0	0	6	7	6	2	0	1	1	23
1968	0	2	1	0	6	2	6	5	3	0	0	1	26
1969	1	0	0	0	4	8	1	0	3	0	0	0	17
1970	0	1	0	0	1	5	9	6	0	0	1	0	23
1971	0	1	0	1	4	4	4	10	1	0	0	0	25
1972	0	0	0	1	1	11	1	5	5	2	0	0	26
1973	0	1	2	2	3	1	8	3	1	0	0	0	21
1974	0	0	0	0	1	1	4	2	0	0	0	1	9
1975	1	0	0	1	2	2	7	1	2	0	0	0	16
1976	0	0	0	0	3	1	2	7	6	0	0	0	19
1977	0	0	0	0	2	6	4	5	1	1	0	0	19
1978	0	0	0	0	0	0	4	0	2	0	0	0	6
1979	0	0	1	1	2	0	3	5	1	0	0	0	13
1980	0	2	0	1	9	2	5	2	3	0	0	0	24
1981	1	0	1	0	2	1	3	7	1	0	0	0	16
1982	0	0	0	1	2	9	4	3	3	0	0	0	22
1983	0	0	0	3	3	2	1	12	4	3	1	0	29
1984	0	0	1	0	3	6	5	8	3	1	0	0	27
1985	0	0	2	0	5	3	9	2	5	0	0	1	27
1986	0	1	1	2	1	4	4	0	4	0	0	0	17
1987	1	1	0	4	8	7	5	2	2	1	0	0	31
1988	0	1	0	2	1	4	5	2	1	0	1	0	17
1989	1	0	0	0	2	5	7	6	2	0	0	0	23
1990	0	0	1	3	1	2	4	9	5	0	0	0	25
1991	0	1	0	4	5	2	6	4	1	0	0	0	23
1992	0	0	2	1	2	5	1	5	2	0	0	1	19
1993	0	0	0	0	2	4	0	5	2	1	0	0	14
1994	0	0	0	0	3	0	3	3	2	1	0	0	12
1995	1	0	0	0	6	4	6	3	5	0	1	0	26
1996	1	0	0	0	1	3	3	1	0	1	0	0	10
1997	0	0	0	0	2	5	5	5	3	0	0	0	20

# MONTHLY AND ANNUAL FREQUENCY OF DAYS WITH THUNDERSTORMS ELKO

Note: Periods with incomplete data are listed with a dash (-)

Year	Jan	Feb	Mar	Apr	May	Jun	Jul	Aug	Sep	Oct	Nov	Dec	Annual
1998	0	1	0	1	4	7	8	1	9	0	0	0	31
1999	0	0	1	2	7	2	1	8	1	0	0	0	22
2000	0	0	0	1	2	3	1	3	2	1	0	0	13
2001	0	3	1	1	0	1	3	3	1	0	0	1	14
2002	0	0	1	2	1	2	3	1	0	0	0	0	10
2003	0	0	0	1	1	1	4	5	1	2	0	0	15
2004	0	0	0	1	0	3	3	5	2	1	0	0	15
2005	0	0	0	1	4	3	2	1	1	0	0	0	12
2006	0	0	0	1	1	0	9	2	2	1	0	0	16
2007	0	0	0	0	0	0	2	2	0	1	0	0	5
2008	0	0	0	0	1	2	2	2	0	0	1	0	8
2009	0	0	0	0	4	3	4	2	0	1	0	0	14
2010	0	0	0	2	0	1	2	0	0	1	0	0	6
2011	0	0	1	1	1	2	2	0	0	0	0	0	7
Stat	Jan	Feb	Mar	Apr	May	Jun	Jul	Aug	Sep	Oct	Nov	Dec	Annual
Max	1	3	2	4	12	11	10	12	9	4	1	1	33
Min	0	0	0	0	0	0	0	0	0	0	0	0	5
Mean	0.2	0.3	0.3	0.9	2.9	3.3	4.3	4.0	2.0	0.5	0.1	0.1	18.9
Medn	0	0	0	1	2	3	4	3	2	0	0	0	19
StDv	0.4	0.6	0.6	1.1	2.8	2.5	2.6	2.9	1.9	0.8	0.4	0.3	7.1

# ANNUAL NUMBER OF DAYS WITH THUNDERSTORMS (GRAPHED) ELKO



# MONTHLY AND ANNUAL FREQUENCY OF DAYS WITH FOG ELKO

Note: Periods with incomplete data are listed with a dash (-)

Year	Jan	Feb	Mar	Apr	May	Jun	Jul	Aug	Sep	Oct	Nov	Dec	Annual
1949	1	4	2	0	0	1	1	0	0	0	0	0	9
1950	0	0	0	0	0	0	0	0	0	0	1	4	5
1951	2	0	0	0	2	0	0	0	0	0	0	3	7
1952	3	0	0	0	0	0	0	0	0	0	0	0	3
1953	0	0	0	0	0	0	0	0	0	0	1	1	2
1954	2	1	0	0	0	0	0	0	0	0	0	0	3
1955	1	0	0	0	0	0	0	0	1	0	0	5	7
1956	3	0	0	0	2	0	0	0	0	0	1	0	6
1957	1	1	0	0	0	0	0	0	0	3	1	0	6
1958	1	0	1	0	0	1	0	0	0	0	0	1	4
1959	1	0	0	0	0	0	0	0	1	0	0	2	4
1960	5	1	1	0	0	0	1	0	0	0	0	0	8
1961	1	1	2	0	0	0	0	0	0	0	0	1	5
1962	6	2	0	0	3	0	0	0	0	0	1	0	12
1963	0	0	0	1	1	1	0	0	0	0	1	1	5
1964	4	0	0	0	0	0	0	0	0	0	0	0	4
1965	0	0	0	0	0	0	0	2	0	0	2	2	6
1966	2	1	0	0	0	1	0	0	0	0	1	6	11
1967	2	3	1	1	0	1	0	0	0	0	0	1	9
1968	1	0	3	1	0	0	0	0	0	1	1	0	7
1969	2	0	0	0	1	0	0	0	0	2	0	1	6
1970	0	1	0	0	0	0	0	0	0	0	0	3	4
1971	3	0	0	0	1	0	0	0	0	0	2	1	7
1972	1	0	1	0	0	0	0	0	0	0	0	2	4
1973	0	1	0	1	0	0	0	0	0	0	0	0	2
1974	1	1	0	0	0	0	0	0	0	1	0	1	4
1975	2	1	1	0	0	0	0	0	0	0	0	1	5
1976	2	2	0	0	0	0	0	0	0	0	0	0	4
1977	1	0	0	0	0	0	0	0	0	0	0	4	5
1978	0	2	0	0	0	0	0	0	0	0	3	0	5
1979	2	1	1	0	0	0	0	0	0	1	1	0	6
1980	2	0	0	1	2	0	0	0	0	0	0	3	8
1981	2	1	1	0	0	0	0	0	0	0	0	0	4
1982	0	0	0	0	3	0	0	0	1	0	1	1	6
1983	2	1	0	1	0	0	0	0	1	1	0	1	7
1984	5	1	1	0	0	0	0	0	0	1	0	1	9
1985	0	0	0	0	0	0	0	0	0	0	0	0	0
1986	1	0	1	0	0	0	0	0	0	2	0	5	9
1987	1	1	0	0	0	0	0	0	0	1	3	1	7
1988	1	1	0	1	0	0	0	0	0	0	0	2	5
1989	2	1	0	0	2	0	0	0	0	0	1	0	6
1990	0	0	0	0	0	0	0	0	0	0	0	1	1
1991	4	0	2	4	0	0	0	1	2	0	1	0	14
1992	3	1	3	0	0	0	0	0	0	0	0	0	7
1993	0	0	1	0	0	0	0	0	0	0	0	0	1
1994	-	-	-	-	-	-	-	-	-	-	-	-	-
1995	-	-	-	-	-	-	-	-	-	-	-	-	-
1996	-	-	-	-	-	-	-	-	-	-	-	-	-
1997	-	-	-	-	-	-	-	-	-	-	-	-	-

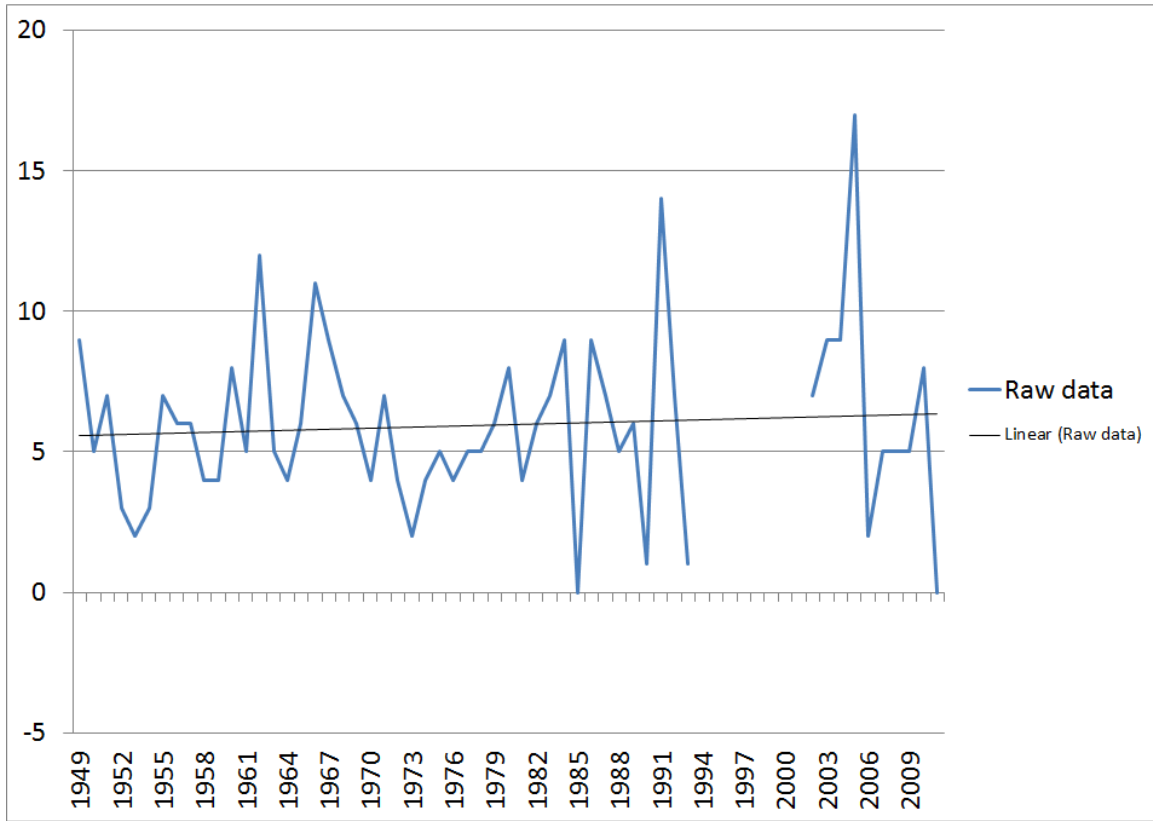
**MONTHLY AND ANNUAL FREQUENCY OF DAYS  
WITH FOG, CONTINUED  
ELKO**

Note: Periods with incomplete data are listed with a dash (-)

Year	Jan	Feb	Mar	Apr	May	Jun	Jul	Aug	Sep	Oct	Nov	Dec	Annual
1998	-	-	-	-	-	-	-	-	-	-	-	-	-
1999	-	-	-	-	-	-	-	-	-	-	-	-	-
2000	-	-	-	-	-	-	-	-	-	-	-	-	-
2001	-	1	4	0	0	0	0	0	0	0	0	0	-
2002	4	1	0	1	1	0	0	0	0	0	0	0	7
2003	3	1	0	0	1	0	0	0	0	0	4	0	9
2004	5	0	0	1	0	0	0	0	0	0	3	0	9
2005	5	4	0	1	1	0	0	0	0	3	0	3	17
2006	0	0	1	0	0	0	0	0	0	0	1	0	2
2007	3	1	0	0	0	0	0	0	0	1	0	0	5
2008	3	1	0	0	0	1	0	0	0	0	0	0	5
2009	1	0	0	0	0	0	0	0	0	0	0	4	5
2010	1	1	0	0	0	0	0	0	1	0	1	4	8
2011	0	0	0	0	0	0	0	0	0	0	0	0	0
Stat	Jan	Feb	Mar	Apr	May	Jun	Jul	Aug	Sep	Oct	Nov	Dec	Annual
Max	6	4	4	4	3	1	1	2	2	3	4	6	17
Min	0	0	0	0	0	0	0	0	0	0	0	0	0
Mean	1.8	0.7	0.5	0.3	0.4	0.1	0.0	0.1	0.1	0.3	0.6	1.2	5.9
Medn	1	1	0	0	0	0	0	0	0	0	0	1	6
StDv	1.6	0.9	0.9	0.6	0.8	0.3	0.2	0.3	0.4	0.7	0.9	1.6	3.2



# ANNUAL NUMBER OF DAYS WITH FOG (GRAPHED) ELKO



## ACKNOWLEDGEMENTS

The author would like to thank the staff of the National Weather Service Forecast Office in Elko for providing support to this project. Specifically, he would like to thank Ryan Knutsvig, Science and Operations Officer, and Michael Fitzsimmons, Acting Meteorologist-in-Charge, for reviewing this work.

The author would also like to thank Christopher Stachelski, Climate Focal Point at NWSFO Las Vegas, for inspiration and suggestions.

Finally, the author would like to thank Keith Eggleston at the Northeast Regional Climate Center and Bryant Korzeniewski at the National Climatic Data Center, who have endured my nearly endless edits to the NCDC and NRCC databases which have allowed me to produce this work much more easily than would have otherwise been possible.