



USAID
FROM THE AMERICAN PEOPLE

AID TRANSPARENCY COUNTRY PILOT ASSESSMENT

Country Report: Ghana
Study Conducted: June 2014

[This page has been intentionally left blank.]

COUNTRY REPORT: GHANA AID TRANSPARENCY PILOT STUDY

January 2015

DISCLAIMER

The authors' views expressed in this publication do not necessarily reflect the views of the United States Agency for International Development or the United States Government.

CONTENTS

Acronyms.....v

Executive Summary.....6

Country Report: Ghana Aid Transparency Pilot Study 11

 General Information 11

 Current Access to Aid Information..... 15

 Data needs..... 17

 Data Capacity and Accessibility.....20

Appendix 1: Information Sources 23

Appendix 2: Desk Study.....25

Appendix 3: CY2012 U.S. Assistance to Ghana.....27

Appendix 4: Ghana Overview Document.....28

ACRONYMS

Acronym	Full Name
ACC	Anti-Corruption Commission
ADF	African Development Fund
CDC	Center for Disease Control
CPIA	Country Policy and Institutional Assessment Index
CSO	Civil Society Organization
DCA	Development Credit Authority
DCR	Development Cooperation Report
DEC	Development Experience Clearinghouse
ENGAGE	Encouraging Good Governance and Global Anti-Corruption Efforts
EU	European Union
GNCB	Ghana National Commercial Bank
IATI	International Aid Transparency Initiative
IDA	International Development Association of the World Bank
IMF	International Monetary Fund
MCC	Millennium Challenge Corporation
MDG	Millennium Development Goals
MoF	Government of Ghana Ministry of Finance
MoFA	Ministry of Food and Agriculture
NGO	Non-Governmental Organization
ODA	Official Development Assistance
OECD	Organization for Economic Co-operation and Development
OECD DAC	OECD Development Assistance Committee
OGP	Open Government Partnership
PWC	PriceWaterhouseCoopers
PPL	USAID Policy, Planning and Learning Bureau
UK	United Kingdom
UNDP	United Nations Development Programme
USAID	United States Agency for International Development
USG	United States Government

EXECUTIVE SUMMARY

GENERAL INFORMATION

From June 23 to 27, 2014, a USAID team consisting of three consultants and the USAID lead on the Aid Transparency Country Pilots (USAID/Policy, Planning and Learning Bureau (PPL)/Office of Donor Engagement) visited Accra, Ghana to conduct the second of three pilot studies on aid transparency. During this week, the team conducted 36 interviews with representatives of the government of Ghana, members of parliament, as well as representatives of Ghanaian civil society organizations (CSOs), media organizations, the private sector, and academia. Following the interviews, all interviewees received an Excel spreadsheet with USG agencies' data from the ForeignAssistance.gov website and a survey on the user friendliness of the Foreign Assistance website. This provided interviewees with immediate access to detailed data on aid from USG agencies.

The team also hosted a round-table meeting with several other donors working in Ghana to discuss issues of aid transparency. A second round-table event brought together relevant stakeholders, many of whom had been previously interviewed by the team, to solicit additional feedback, particularly on the USG's ForeignAssistance.gov website. Finally, the USAID Mission in Ghana was debriefed.

CURRENT ACCESS TO INFORMATION ON FOREIGN AID

Data collection by the Ghanaian government

At the time of the pilot, the government of Ghana did not have an aid management system in place to collect and monitor information about aid flows. In the absence of an automated data collection system, the Ministry of Finance (MoF) manually collects data from donors on a quarterly basis through an Excel spreadsheet that is subsequently disseminated to other line ministries and the Auditor General.

This spreadsheet does not provide a complete description of aid flows and, in some cases, presents information that is different from that reported to individual line ministries. Off-budget flows are particularly difficult to account for, and limited information is provided on sub-national geographic data or ongoing program results. Most data for the fields in the MoF spreadsheet are available from the ForeignAssistance.gov website and covered by the International Aid Transparency Initiative (IATI) data standard.

Line ministries rely on periodic sector working groups with donors and civil society leaders for additional information, but timing and information flows are not always consistent. The primary purpose of the sector working groups is to discuss results, future program plans, and capture data on existing programs. The Ministry of Food and Agriculture (MoFA) developed and used its own spreadsheet to track all known agriculture foreign assistance programs (on and off budget) in Ghana. Ghana is in the process of procuring an automated aid management system to capture more of this data electronically in a timely and accurate fashion.

Data Access by other Ghanaian stakeholders

When asked about access to aid information, CSOs and private companies stated that they obtain information about development cooperation primarily from media sources that obtain their information through donor press releases or press events. CSOs who are currently active in a given sector also participate in donor coordination sector working groups and other events to which they are invited. Some CSOs also use the internet to research information about development cooperation. The media,

and in particular public and private radio broadcasts, are the most important sources of information for local citizens.

There are innovative technology-oriented organizations that are beginning to use social media and Information and Communications Technology (ICT)-based systems for data access and dissemination, including database and phone app development as well as blogging and the use of Twitter. This community understands the need for open data and can share information obtained through the website or IATI through blogs and other media. However, most stakeholders are simply not aware of the range and types of information that are available to them. For example, the Ministry of Communications maintains the Ghana Open Data Initiative website, currently sharing 1,069 data sets of government-related information. However, it was not widely cited by stakeholders. No interviewee had heard of or visited the ForeignAssistance.gov website prior to the country pilot study and few had ever heard of IATI.

Donor Communication Strategies

Donors generally agreed that the primary audience for communications about their activities is the taxpayers in their home countries. In addition to the detailed information most have on their websites, the bilateral donors maintain high level contacts with relevant Ministries and often host special events or issue press releases focused on promoting specific programs or sectors. The multilateral United Nations agencies report as a unified program through a single communications unit that engages at all levels with government, civil society, and journalists. Donors prepare reports consistent with OECD/DAC standards and all expressed willingness and interest in reporting using a new aid management system being procured by the Government of Ghana. Interestingly, not all donors interviewed were familiar with the quarterly disbursement reports requested by the MoF. They did not appear to receive a significant number of information requests from the public.

DATA NEEDS

Data Needs for Multiple Purposes

CSOs as well as media and business representatives stressed a strong interest in receiving information on foreign assistance programs. Stakeholders in Ghana require aid information for a variety of uses:

- Citizens need detailed information on foreign assistance, including data on project strategies and objectives, to hold the government or the implementing agencies accountable.
- Parliamentarians, media representatives, and members of CSOs need sub-national geographic information so that they can update intended beneficiaries about planned projects, as well as track implementation and impact. This information is particularly important in light of the government's focus on "devolution"—i.e. decentralization of power to the District Assemblies. The District Assemblies lack access to information on the aid-funded projects and programs occurring in their districts, especially if the funding is off-budget).
- Citizens, media, district assembly leaders and CSOs need information on planned activities to voice their concerns and priorities.
- CSOs need to know the priorities of donors to improve their own ability to apply for funding, compare costs with collaborators/competitors, and better coordinate amongst themselves.
- Private sector partners require access to information to find procurement opportunities, as well as information on government and donor priorities.

- Several stakeholders expressed the need for data on procurement terms and conditions, including the number of bidders and award recipients to identify and investigate potential cases of corruption.
- CSOs are developing ICT and social media platforms to foster civic monitoring of projects, using data to inform citizens on what to expect in their communities and to collect direct monitoring data from the citizens to track project progress.

Key Data Requested by Ghanaian Stakeholders

Data Item	Data Item	Data Item	Data Item
Project Name	Project Description	Intended Deliverables	Commitments Made
Actual Disbursements	Implementing Agency Name	Start and End Dates	Sector
Sub-National Geographic Information	Conditionality	Project Strategies & Objectives	Results

The various information needs expressed by different stakeholders is entirely covered by the IATI standard and partially covered by the ForeignAssistance.gov website. However, until now sub-national geographic data is only a voluntary data field in the IATI standard. The only way to provide detailed information such as deliverables, conditions, project strategies and results is to include links to online documents. Currently most donors, including USG agencies, are only partially implementing the IATI standard. Some data needs are covered by the Ghana Mission’s page on the USAID’s external website (for country development priorities) and the USAID’s Development Experience Clearinghouse (for detailed evaluation information).

DATA CAPACITY AND ACCESSIBILITY

Accessibility of Information

Government representatives and most intermediaries such as the media, CSOs, private companies, and researchers have sufficient internet access to use the ForeignAssistance.gov website or other similar tools. There is a growing recognition of the need for publishing information (mainly in PDF format) on websites, especially government sites. This data is being published with increasing frequency. For example, the MoF publishes PDF documents of budget statements¹ and the Ministry of Communications publishes Mobile Data statistics monthly.²

Despite this trend, most government stakeholders are not

A member of Inform Ghana, a STAR-Ghana project, speaks with USAID Activity Manager, Kimberly Smith.



¹ Source: <http://www.mofep.gov.gh/budget-statements>

² Source: http://www.nca.org.gh/downloads/Telecom_Data_Subscription_MAY14.Pdf

used to visiting data websites. For these stakeholders, such websites need to be well structured and easy to navigate. All intermediaries with whom the team met in Accra have sufficient internet connectivity and experience in computing to be able to receive and use email updates or follow social media posts about foreign assistance. On the other hand, stakeholders outside the capital will probably have more difficulty in accessing and using website data due to lower internet connectivity and bandwidth, especially in northern Ghana and in rural districts. Such stakeholders are unlikely to use the internet to access information on foreign assistance, although this situation may change in the future in light of growing internet access outside the capital, especially via 4G/LTE.

Current internet penetration in Ghana is estimated at 17% of the population by the International Telecommunications Union, while mobile phone penetration is estimated at 108%. As of May 2014, 50% of mobile phone subscribers (50% of the population of Ghana) also had mobile data subscriptions (though it is unclear whether this constitutes “internet access” according to the International Communication Union)³. Ghana also has a rapidly growing open data culture of ICT experts and NGOs interested in using open data for database development, but this group is still small and restricted to the three major cities. These experts and NGOs can be used to partner with media outlets, such as newspapers and radio stations, to disseminate information in an easily understandable format and in multiple languages. In addition, some CSOs have nation-wide networks that can be used to disseminate information to citizens via publications or text messages. These knowledge networks are very powerful ways to communicate with audiences.

Capacity to Use Data

The cost and bandwidth of internet access do not seem to be barriers for CSOs, media outlets, and private companies, particularly in the capital and other major cities. However, many CSOs mentioned that they lack enough skills and experience in using the web for investigative research, especially understanding and manipulating data. Media outlets that lack the capacity to do investigative journalism voiced similar concerns. However, there are several projects funded by USAID and other development agencies, focused on training journalists, parliamentarians, and CSOs on accessing and sharing data via ICTs.

Ghana is part of the Open Government Partnership and has its own Open Data Initiative (www.data.gov.gh). In the context of this initiative, several events have taken place to bring together programmers, CSOs and other stakeholders to train stakeholders and partners on how to use Open Data to develop useful data applications.

Generally, the data accessibility and capacity issues found in Ghana differ considerably from those encountered in the first pilot country Zambia. The government in Ghana has signed up to the Open Government Partnership, has started an Open Data Initiative and is actively involved in IATI. Ghana offers more freedom of the press and has a small but vibrant tech community interested in open data and online tools. This difference results in much higher chances of different stakeholders using aid data.

Feedback on the ForeignAssistance.gov Website

Similarly to Zambia, not one Ghanaian interviewee had heard of or visited the ForeignAssistance.gov website prior to receiving the interview invitation from USAID Ghana (the invitation provided links to the website in order to establish a context for the interview). Most interview partners had not heard about IATI, including the Ghanaian Open Data Initiative team. Some of those who visited the ForeignAssistance.gov website found it overwhelming with poor usability. When the team used a previously downloaded spreadsheet of Ghanaian transaction data to demonstrate the types of

³ Ibid.

information available on the site, there was universal interest in viewing the contents. However, many expressed a preference for more graphics in data representations. The type of content on the website was generally found to be useful, though not meeting all of the information needs identified by the interviewees.

The Ghanaian Open Data Initiative team is currently working on adding links to the ForeignAssistance.gov website and IATI to their site. Inform Ghana⁴, a STAR-Ghana project that uses ICTs to share information, blogged and tweeted about the website after the feedback session. The Ministry of Finance, whose representatives serve on IATI's Steering Committee, is considering adding a link to IATI on its website. Finally, the Open Data Initiative is exploring a partnership with the IATI's Steering Committee to conduct a "hackathon" in Ghana using IATI data.

Follow-up to the Aid Transparency Country Pilot Study

The findings presented here, in combination with the findings from the other two country pilot assessments, will provide empirical support to the overall recommendations on advancing USG aid transparency efforts. The Aid Transparency Country Pilot Study report will consist of an introduction, a detailed description of the methodology, and the three country reports for Zambia, Ghana and Bangladesh, as well as detailed recommendations on how to further enhance USG's aid transparency efforts. The report will be widely disseminated.

⁴ Inform Ghana is a Blogging Ghana project supported by STAR-Ghana to ease information sharing and foster a better informed citizenry. STAR-Ghana (Strengthening Transparency, Accountability and Responsiveness in Ghana) is a multi-donor pooled funding mechanism with DFID, DANIDA, EU, and USAID.

COUNTRY REPORT: GHANA AID TRANSPARENCY PILOT STUDY

GENERAL INFORMATION


Background of Pilot Study

In 2009, the USG agreed to a deliberative policy on foreign aid transparency which identified a concrete set of actions, including the establishment of the ForeignAssistance.gov website and undertaking assessments of three counties to determine the data needs and demands of various stakeholders in partner countries. The policy was codified in OMB-Bulletin 12-01, “Guidance on Collection of U.S. Foreign Assistance Data”⁵. These assessments aim to inform the aid transparency agenda of the USG and have been conducted under the direction of USAID. In 2014, USAID staff selected three countries to be part of the overall aid transparency study: Zambia, Ghana, and Bangladesh. USAID contracted with the Washington-based QED Group, LLC to conduct this study. Once published, the complete study report will help to inform future USG aid transparency efforts. This report describes the process and the findings of the country visit to Ghana.

Process of Country Visit and Methodology: During June 23-27, 2014, a team of three consultants and the USAID lead on the Aid Transparency Study (Policy, Planning and Learning Bureau/Office of Donor Engagement) visited Ghana for the second pilot study.

Prior to the country visit, the team conducted a desk study (Appendix 2) to gain a better understanding of the political and development landscape in Ghana, identify key stakeholders, and develop interview guidelines to collect data from these stakeholders. The itinerary for the visit was developed in close collaboration with the USAID Mission in Ghana, who hosted the team and arranged all logistics for the pilot study.⁶

Interviews and Round-table Meetings: During the country visit, the team conducted 36 individual interviews with representatives from: 7 Ghanaian government offices, 12 CSOs, 7 parliamentarians, 4 media organizations, 1 representative of the private sector and 1 representative of Ghanaian academia. In addition, the team interviewed several USG agencies’ country representatives. The interviews focused primarily on the overall aid-information needs of the different stakeholders as well as the potential added value of IATI data and the USG ForeignAssistance.gov website in meeting those needs. The team convened a round-table meeting with several donors working in Ghana to discuss aid transparency issues. Similarly, the team organized another round-table event at the end of the week, bringing together stakeholders who



A round-table meeting with donors and stakeholders to solicit feedback on aid transparency and the usability of the ForeignAssistance.gov website.

⁵ Source: <http://www.whitehouse.gov/sites/default/files/omb/bulletins/fy2012/b12-01.pdf>

⁶ The authors would like to express their sincere thanks to Mr. Thomas Crubaugh, Mr. Daniel Baako and Mr. Abdulai Mahama at USAID/Ghana for all of their efforts to ensure the success of this pilot assessment.

were previously interviewed to solicit additional feedback, particularly on the usability of the ForeignAssistance.gov website. Finally, the team debriefed the USAID/Ghana mission.

Provision of IATI Information and Data: Before arriving in Ghana, the team prepared two documents to share with stakeholders:

1. A printed overview of the purpose of the trip, including a description of the ForeignAssistance.gov website, IATI and a partial list of sites that use this data (d-portal.org, openaiddata.org, openaidsearch.org, etc.).
2. An Excel spreadsheet of USAID transaction-level data for Ghana downloaded from ForeignAssistance.gov in April 2014. The spreadsheet included all USAID transactions for 2013 and 2014⁷ and was sorted and grouped/subtotaled by recipient organization/implementing partner.

Similar to the process in Zambia, in the email invitation for the interviews, the USAID/Ghana mission provided interviewees with links to the ForeignAssistance.gov website. During the meetings, the team shared the printed overview document. In some cases, team members also displayed the Excel spreadsheet digitally to interviewees via a laptop to provide context and examples of the type of data available from the website. Several interviewees were very engaged and eagerly scrolled through the data. After the interviews were concluded, this Excel spreadsheet and a feedback questionnaire on ForeignAssistance.gov were emailed to every interviewee. At the final round-table meeting, the pilot assessment team also provided a copy of the spreadsheet and demonstrated the use of ForeignAssistance.gov to the round-table participants and circulated forms to solicit feedback on the usefulness and usability of ForeignAssistance.gov. The team received roughly a dozen completed feedback forms from attendees at the round-table. These forms were shared directly with the ForeignAssistance.gov team at the State Department.

Country Information

Ghana is a lower middle income country with a population of 25.9 million and a GDP of \$48.14 billion (USD)⁸. The GNI per capita is \$1,770 (Atlas method) and the poverty headcount ratio at national poverty line is 24.2% of the population (2012 World Bank). Life expectancy is 61 years according to 2012 data. The services sector contributes 49.8% to the GDP, followed by the industrial sector with 28.7% and the agricultural sector with 21.5% (CIA Factsheet). According to available World Bank data of 2010, 42% of all employed Ghanaians work in the agricultural sector. Ghana's major exports are gold, oil, and cocoa.⁹

Economic Status: In recent years, the annual GDP growth rate of Ghana has ranged from 4% in 2009 to 15% in 2011. In 2013, the growth rate was 7.1%. Ghana's rank in the Human Development Index (HDI), has been declining steadily since the 1980s. HDI is a statistical tool used to measure a country's overall achievement based on life expectancy at birth, mean years of schooling, expected years of schooling and gross national income per capita. According to the most recent data, Ghana ranks 138 out of 187 countries. The latest UNDP Millennium Development Report on Ghana (2010) indicates that Ghana has made significant progress on some of the Millennium Development goals, while still struggling with others. The report's conclusions indicate that halving extreme poverty has been achieved ahead of time. Other goals of ensuring debt sustainability, achieving universal basic education, reducing hunger, gender disparity in schools, child mortality, and the spread of HIV/AIDS and malaria are on track.

⁷The spreadsheet was downloaded from the following web page, filtered by agency and sorted by year.

http://www.foreignassistance.gov/web/OU.aspx?FromRGA=true&OUID=180&FY=2015&AgencyID=0&budTab=tab_Bud_Impl

⁸ All country information is based on 2013 World Bank data unless stated otherwise.

⁹Source: The World Bank: 2010 data

However, the goals of achieving full and productive employment, equal share of women in wage employment in non-agriculture sectors, reducing maternal mortality and reversing the loss of environmental resources are unlikely to be achieved.

Political Status: Ghana is one of the more stable countries in West Africa. It has enjoyed a relatively stable democratic system since the introduction of multi-party democracy in 1992. The Bertelsmann Transformation Index, which analyzes and evaluates the quality of democracy, a market economy and political management in 129 developing and transition countries, describes the democratic institutions in Ghana as functional and stable and rates the overall commitment to democratic institutions as high. This assessment is also confirmed by the results of the Afrobarometer surveys—comparative series of national public attitude surveys on democracy, markets, and civil society in Africa—conducted in Ghana since the 1990s. The surveys “have shown a strong and increasing commitment toward democratic values and processes, with the latest result in 2012 showing that 79% of the population rates Ghana as a democracy (with some minor problems) and more than 90% disapprove of any dismantling of democratic institutions in Ghana.”¹⁰

According to the Ibrahim Index of African Governance that provides an annual assessment of the quality of governance in African countries, Ghana is one of the most advanced African countries with regards to governance. Out of 52 countries included in the 2014 index, Ghana ranks 7th and reaches a score of 68.2 out of 100 points.¹¹

Similarly, Ghana achieves a relatively good ranking in The World Bank Country Policy and Institutional Assessment Index (CPIA) 2013 that ranks four different governance areas with a score ranging from 1 (low) to 6 (high). In the four categories considered, Ghana ranks 3.0 (economic management), 3.7 (public sector management), 4.0 (social inclusion), and 4.0 (structural policies). However, it is worth noting that the score for economic management declined between 2012 and 2013 from 3.5 to 3.0. In the Corruption Perception Index by Transparency International, Ghana reaches a score of 46 out of 100 points and ranks 63 out of 177 countries.¹² Ghana is seen as a model for its neighboring countries, as confirmed by the Open Budget Index by the International Budget Partnership and the 2014 Freedom House Report, which considers the press in Ghana to be free. While Ghana's score in the Open Budget Index declined from 54 in 2010 to 50 in 2012, its ranking is still significantly higher than neighboring countries.¹³

Ghana was one of the first members of the Open Government Partnership (OGP) and one of the few African countries to join this global initiative to improve governance, transparency, accountability, and citizen participation. Currently Ghana is implementing its first OGP action plan, developed in consultation with the civil society. According to the Bertelsmann Transformation Index, civil society in Ghana is well developed, particularly in urban centers, and receives increasing support from the Ghanaian middle class. Ghana also has its own Open Data Initiative (www.data.gov.gh). In the context of this initiative, several events have already taken place to bring together programmers, CSOs, and other stakeholders to train stakeholders and partners on how to use Open Data to develop useful data applications.

On a less favorable note, Ghana is still lacking a freedom of information bill. The ratification of such a bill was one of the election campaign promises of current President Mahama in 2011. While a draft bill has

¹⁰Source: <http://www.bti-project.de/reports/laenderberichte/wca/gha/index.nc>

¹¹Source: <http://www.moibrahimfoundation.org/interact/>

¹²Source: <http://www.transparency.org/country#GHA>

¹³Source: <https://freedomhouse.org/country/ghana#VGnVLymG98E>;
<http://internationalbudget.org/wp-content/uploads/2011/04/OBI2010-Ghana.pdf>

been introduced to Parliament in 2013, this draft has been heavily criticized by CSOs and has not been ratified.¹⁴

Telecommunications and Internet

Internet: Ghana was one of the first countries in Africa to be connected to the internet, and it continues to lead the way in West Africa, being the first to introduce 4g Wireless broadband in the region. Internet growth in recent years has exploded with the reduction in prices and high competition.¹⁵

Data about internet penetration in Ghana varies. According to The World Bank, 12 out of 100 people (12%) in Ghana have access to the internet. However, the International Telecommunications Union estimates that this value is 17%. Generally, access to the internet in Ghana has greatly improved in recent years. The government has made significant investments in increasing access to information, communication and technology (ICT) through a national broadband strategy, several eGovernment projects, and improving access to the internet using public-private partnerships.¹⁶

Cell Phone Usage: Mobile phone penetration is estimated at 108%. As of May 2014, 50% of mobile phone subscribers (50% of the population of Ghana) also had mobile data subscriptions (though it is unclear whether this constitutes “internet access” according to the International Communication Union).¹⁷ Ghana was the first country in West Africa to roll out 4G connectivity in September 2014.¹⁸ Though cost may be prohibitive for mobile data in extremely poor areas of the country, text-based messaging is widespread and has great potential for future use.

Overview of Aid in Ghana

Overview of Aid to Ghana: The key donors to Ghana include The World Bank, the United States, the African Development Fund as well as the concessional funds of the International Monetary Fund. Table I presents an overview of the disbursement of money from key donors in recent years.

Table I: Overview of Aid to Ghana by Donor, ODA Gross Disbursements in US\$ millions (DAC Statistics)¹⁹

Donor(s)	2008	2009	2010	2011	2012
IDA (World Bank)	272.83	247.01	318.66	422.4	365.26
United States	79.53	150.54	208.05	314.41	220.61
AfDF (African Dev.Fund)	86.05	101.21	134.19	134.73	204.44
IMF (Concessional Trust Funds)	..	104.32	124.35	171.49	150.18
Japan	54.03	64.8	70	45.94	115.39
Canada	74.01	99.8	114.2	70.72	100.87
Denmark	77.85	88.14	101.17	71.7	88.18

¹⁴Source: https://freedomhouse.org/report/freedom-press/2014/ghana#_VGnXfPmG98E

¹⁵Source: <http://www.budde.com.au/Research/Ghana-Internet-and-Broadband-Market-Insights-and-Statistics.html#sthash.iy67wAaT.dpuf>

¹⁶ Source: <http://www.nita.gov.gh/eGhana-Project>

¹⁷ Ibid.

¹⁸ Source: <http://www.surflineth.com/en/about-surflineth/company/news-and-media/news/company-news/surflineth-and-alcatel-deploy-4g-network-in-africa/>

¹⁹ Source: <http://stats.oecd.org/qwids/>

Donor(s)	2008	2009	2010	2011	2012
EU Institutions	118.49	166.88	105.56	73.2	85.6
United Kingdom	150.77	153.93	166.58	130.46	83.5
Germany	71.69	61.17	58.16	99.32	78.63
Global Fund (GFATM)	37.54	73.06	57.32	35.21	63.43
France	42.98	49.68	33.8	36.67	47.48
Netherlands	120.22	98.33	72.87	63.14	40.72
GAVI	7.12	12.79	6.89	26.34	37.26
Korea	2.51	2.47	6.73	5.06	23.44
Switzerland	8.32	11.96	13.74	17.05	18.41
Belgium	20.11	5.12	30.07	14.29	14.28
IFAD	3.11	5.26	8.26	4.94	12.64
Norway	0.99	2.46	3.64	8.05	8.27

Overview of Development Assistance: According to OECD/DAC statistics, the following sectors are receiving support from foreign donors: health, education, governance, economic infrastructure and services, and agriculture.²⁰

US Government Donors: USAID is by far the largest USG donor in Ghana, focusing on basic health, reproductive health and agriculture, followed by MCC that focuses on transportation and storage.²¹

Aid Dependency: Net ODA received per capita in Ghana is US\$71. Net ODA to Ghana represents 4.6% of the GNI (2012 World Bank figures).

Focus on Aid Transparency: Aid transparency is an important issue for the government of Ghana. The Ministry of Finance (MoF) is actively involved in the International Aid Transparency Initiative. Its representatives have participated in the IATI Steering Committee and the IATI Technical Advisory Group in the past. Within the IATI Secretariat, Ghana is responsible for outreach among developing countries. However, despite the Government's active involvement in IATI, this international commitment has not yet translated into concrete aid transparency initiatives at the local level.

CURRENT ACCESS TO AID INFORMATION

Data Collection by the Ghanaian Government

Data Collection by the MoF: Currently, Ghana does not have an automated aid management platform or automated data transmission from donors to the MoF or other ministries. The MoF has solicited proposals from potential vendors to create an aid management system. The MoF announced the award in March 2015 to Synergy International Systems to create this system based on their Development Assistance Database (DAD).²²

Currently, the MoF uses two databases, one for data on grants and another for data on loans. The MoF collects information by sending out an Excel spreadsheet to donors every quarter. Donors are requested to fill out data on their development assistance flows to Ghana. This data is compiled and analyzed to support the aid management effort. In addition to actual disbursements, donors are asked to provide information on expected inflows for the coming three years. The Excel spreadsheet managed by

²⁰ Source: <http://www.oecd.org/dac/stats/documentupload/GHA.JPG>

²¹ Source: See Appendix 3: CY2012 USG ODA to Ghana.

²² Source: <https://www.synisys.com/index.jsp?sid=3&nid=106&y=2015&m=2&d=24>

the MoF only covers official bilateral and multilateral aid. Flows from international NGOs are not recorded.

Other sources of information are desk officers responsible for individual cooperation projects as well as the IATI registry, cited as a source by debt management staff. MoF staff reported that challenges with data collection from developing partners include: delays on grant reporting, discrepancies between data from different sources, and lack of disaggregation on expenditures. Most recently, the delays in the reporting on grants have decreased.

There are meetings between the government of Ghana and developing partners at different levels including sector working groups, the Multi Donor Budget Support Group (until 2013), and the Government and Developing Partners' Group. However, these meetings are not conducted regularly and they are primarily a forum for strategic planning and the review of results, not for exchanging data on financial flows.

Publication of Aid Data: According to the MoF, its annual and quarterly budget information is posted on its website. Information on aid inflows is only reported at an aggregate level. The stakeholders who were interviewed at the MoF also mentioned an Aid Performance Report, but the team was unable to find this report online. The MoF stressed that the public requests a large amounts of information on aid flows. According to MoF, if it is not available online, information is provided on demand.

Data Collection by Line Ministries: In some cases, line ministries undertake separate efforts to collect information from donors. For example, the Department for Policy, Planning, Monitoring and Evaluation of the MoFA sends out its own Excel sheet to development partners to provide the MoFA with information on the aid flows. This information is used for internal planning and analysis. According to the MoFA, the Ministry of Finance should be able to provide a total picture of the incoming aid, but this is not the case. The data collected by the MoFA from donors is not public, although it is made available to development partners and others upon request. The team obtained a copy of the spreadsheet used by MoFA. The data fields covered by this Excel spreadsheet are:

- Project information such as name, life of project dates, and type or category
- Total commitments
- Implementing or Collaborating Agencies
- Anticipated disbursements by Food and Agriculture Sector Development Policy objectives (FASDEP)
- Project geographic location
- Type and number of beneficiaries

The Ministry for Local Government and Rural Development and the Institute of Statistical, Social and Economic Research (ISSER) reported that they receive information directly from donors with whom they have joint activities.

Data Access by Other Ghanaian Stakeholders

NGOs in Ghana access information on donor flows through the media, from government websites, donor websites, and through direct contact with donor representatives or government staff.

Media: For most stakeholders in Ghana, the media is a key source of information on development cooperation and more particularly on aid flows. Media reports are usually based on information by the MoF and on donor press statements. Several stakeholders stressed that investigative journalism in Ghana is not very developed. Some felt that media outlets do not verify their information sufficiently and

lack the capacity to do in-depth research and data analysis. Other stakeholders expressed trust in media reporting.

Ministry of Finance: According to one NGO, the Ministry of Finance has an information desk. This could not be confirmed by other NGOs that stressed instead the difficulty in obtaining information directly from the MoF. One NGO described a formal administrative process required to obtain specific data that is not documented on the website. According to the same NGO, this process is often avoided since it can be time-consuming and cumbersome. As a result, it is very difficult to access data.

Other Online Sources: Websites other than government websites or donor websites were not the primary sources of information for stakeholders in Ghana. For example, since 2012, Ghana has its own open data portal maintained by the National Information Technology Agency (NITA) within the Ministry of Communications. However, this open data portal does not include data on development cooperation—either locally obtained or from the IATI registry.

Sector Group Meetings: Several stakeholders mentioned sector level meetings with the attendance of representatives from government, donors, and civil society. These sector group meetings can be a forum for exchange on individual projects and an opportunity to make contacts. Although the meetings can be useful for civil society stakeholders to learn about funding opportunities, their purpose is not to obtain data on resource flows for development.

Personal Contact: Several stakeholders in Ghana use personal contacts either within ministries or within donor agencies to obtain data. One NGO and a government representative stressed that without personal contacts access to information is difficult.

Billboards: One civil society organization was involved in a project to increase transparency in public works in collaboration with the Ministry of Local Government and the Swiss Development Agency. In this project, billboards were developed and printed to share information on public works activities with citizens. These billboards were never distributed by the relevant government bodies and thus were never used.

Donor Communication Strategies

Donors do not consider the Ghanaian public as the primary target of their communications. Instead, their communication efforts are mainly geared towards the public back home. The communication efforts undertaken by donor representatives in Ghana include the release of press statements on new or completed projects, press meetings and country websites. Information generally provided in press releases is the name of a project, its overall budget, its general area of activity, and its time-frame. Additionally, donors hold meetings with government and civil society representatives that may also be used to share information on their work. Some NGOs reported that they consult donor websites to obtain information on development cooperation. One NGO representative said that the donor websites do provide useful information, but they are difficult to navigate and it takes some effort to obtain the information needed.

DATA NEEDS

Data Needs for Multiple Purposes

All stakeholders the team encountered during the pilot study expressed a strong interest in information on foreign assistance. Stakeholders highlighted that aid flows constitute a significant source of income for the Government of Ghana and that access to information on aid is essential. One CSO representative specified that the USG provides significant amount of funding for the agriculture sector, which in turn is very important for poverty reduction in Ghana.

Table 2: Aid data usage by stakeholder type

Purpose	MoF	Line Ministries	Ministers of Parliament	Media	Academia	CSOs (advocacy)	CSOs (service)	Private sector
Planning	√	√			√		√	
Public accountability			√	√	√	√		
Civil society participation				√		√	√	
Anti-corruption				√		√		
Business and funding opportunities					√	√	√	√

Planning and coordination: The MoF and the MoFA stressed the need for reliable and timely data on aid flows for their own planning purposes. The Catholic Church in Ghana is a key service provider in the areas of health and education. From its perspective, detailed information on development cooperation is useful to allocate resources as efficiently as possible and to coordinate the activities of multiple stakeholders. Researchers and academics, particularly those who are associated with think tanks, also see the public and private sector as consumers of their information for purposes of planning and coordination.

Public Accountability: Almost all civil society stakeholders, including those at the Auditor General's office and the Parliamentary Accounts Committee, stressed the important role of information on development cooperation in increasing public accountability. The Parliamentary Accounts Committee reviews the report of the Auditor General and conducts performance and financial audits. In order to include development cooperation projects in these ex-post audits, detailed information is needed on several items such as project name, donor's name, intermediary recipient, end recipient, terms and conditions, potential consequences for unmet conditions, and sub-national geographic information. Representatives of the Parliamentary Accounts Committee stressed that other parliamentary committees oversee the implementation of major projects and thus need information. Finally, several stakeholders pointed out that they need data on results to be able to assess whether a project's goals and objectives were achieved.

Civil Society Participation: Closely linked to accountability is the desire to enable increased civic participation. Several CSOs want information to enable citizens to meaningfully participate in decisions regarding development. For example, the Catholic Church in Ghana runs a civic monitoring pilot project in 15 districts. In this monitoring project, stakeholder groups like youth, women, people with disabilities and local leaders meet with district authorities every quarter to jointly monitor projects of social interest. Information on projects funded by development partners can be very relevant in this monitoring exercise. Another CSO, PenPlusBytes reported on a project with the Parliamentary Select Committee on Government Assurance to improve their ability to track government pledges and facilitate citizen feedback. Efforts to collect citizen feedback depend on the availability of information such as sub-national geographic information. A few civil society stakeholders stressed that certain development projects may not be in the interest of the local population and that citizens should be able to voice their needs and priorities.

Anti-Corruption: Several CSOs as well as media representatives expressed a strong interest in aid information to curb corruption and avoid mismanagement. Anti-corruption efforts could be facilitated if donors provided public access to detailed information on the process of awarding contracts. Similarly, information on the contract awards should be made available.

Business and Funding Opportunities: A few stakeholders in Ghana expressed interest in information on funding and business opportunities. Donors that are planning new projects or supporting new research should provide information on the nature of the project, sector, and sub-national geographic location. Information on the procedure to access prospective business opportunities would also be valuable.

Key Data Requested by Ghanaian Stakeholders

Within each stakeholder group in Ghana there are several individuals and organizations that are interested in aid information. The key information requested from Ghanaian stakeholders is listed below.

- **Project Name**
- **Project Description:** Including project tasks and intended outcomes.
- **Implementing Agency or Organization Name:** Who receives the money and who are the subcontractors.
- **Start and End Dates**
- **Project strategies, objectives, deliverables and intended results:** What the goals of the project are and how the project aims to meet its goals.
- **Sector**
- **Sub-National Geographic Information:** This information is crucial for almost all stakeholders and should be as detailed as possible.
- **Conditionality:** If the government of Ghana agrees to receive grants or loans from developing partners, stakeholders wanted to know the conditions under which these grants or loans are given.
- **Commitments and Disbursements:** Time and extent of commitments and disbursements, including projected data for 1-3 years in the future, for planning purposes.
- **Procurement Information:** Information on the procurement process in general and data on a specific project procurement such as number of bidders.
- **Off budget information:** Government representatives such as the Auditor General and the National Development Planning Commission need off-budget information.

Comparison of Data Needs and Data Availability

Most information needs are not met at a local level. Online information provided by the MoF is very general and highly aggregated. Information on donor websites provides little additional detail and can be hard to access. However, almost all information needs are covered by the IATI standard. Information on some off-budget items can be included in IATI reporting. In complying with IATI, donors will be able to meet most data needs of Ghanaian stakeholders.

At the moment, the data made available by USG agencies through the ForeignAssistance.gov website only partially covers current information needs. Important information gaps include sub-national geographic data and documents about activities, including strategies, results, and conditions.

DATA CAPACITY AND ACCESSIBILITY

The publication of data on development cooperation is just the first step to improve aid transparency. In order to achieve the expected benefits of greater aid transparency (improving coordination and cooperation, better planning capacity, curbing corruption, fostering accountability), the data has to be accessible. In interviews and round-table discussions during the aid transparency pilot in Ghana, stakeholders were asked how to make data on development cooperation more accessible and more widely used. Their responses are summarized below.

Accessibility of Information

Internet: Government representatives and most intermediaries such as the media, CSOs, private companies, and researchers have sufficient internet access and connectivity to access the ForeignAssistance.gov website or other similar tools. There is a growing recognition of the need for proactively publishing information (mainly in PDF format) on websites, especially government sites. For example, the MoF publishes PDF documents of budget statements and the Ministry of Communications publishes Mobile Data statistics monthly.

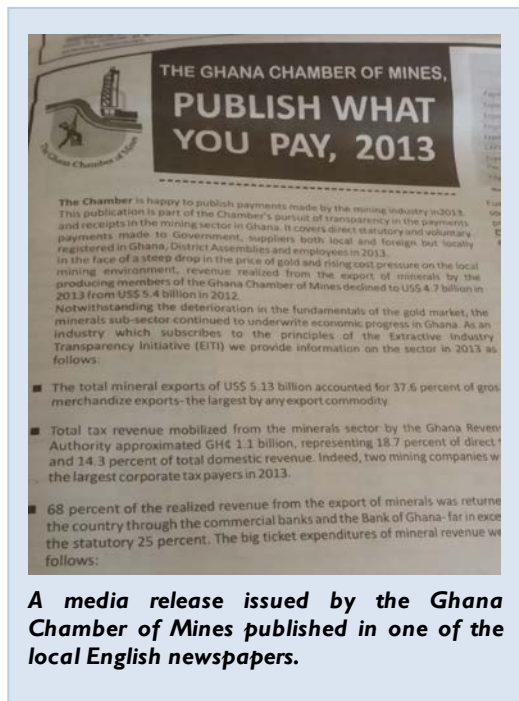
All intermediaries consulted in Accra claimed to have adequate internet connectivity to receive and use email updates or follow social media posts on foreign assistance. Access to the internet outside Accra is much less reliable, especially in the northern part of Ghana and in rural districts. Although stakeholders such as parliamentarians, CSO representatives or journalists are likely to have access to email in some of

these areas, the connection is not reliable at all times. These stakeholders are unlikely to use the internet to access information on foreign assistance, but this may change in the future due to growing internet access outside the capital, especially via 4G/LTE.

Cell Phone Usage: One CSO, PenPlusBytes, is focusing efforts on expanding ICT journalism across mobile platforms. For example, they are using Twitter to share election results. They have also mentioned the advantage of using mobile devices to improve government accountability. In one example, mobile devices are serving as data collection platforms, enabling the Parliamentary Committee on Assurances to access citizens' opinions and observations.

Newspapers and Radio: Ghana has a very active media with several national newspapers and many national and local radio stations.²³ Freedom of expression in Ghana is rated as free by the 2014 Freedom House report.²⁴ Criticism of government is permitted and many radio shows offer call-in programs where controversial issues are discussed publicly. While newspapers are more relevant for an urban and educated audience, radio can overcome barriers such as

illiteracy and lack of knowledge of the English language. As of the first quarter of 2014, the National



A media release issued by the Ghana Chamber of Mines published in one of the local English newspapers.

²³ Source: <http://www.bbc.com/news/world-africa-13433793>

²⁴ Source: <http://www.freedomhouse.org/report/freedom-press/freedom-press-2014>

Communications Authority has issued over 340 licenses to local radio stations all across Ghana. Many of them broadcast in local languages.²⁵ Radio is the most accessible media outlet in Ghana, but access to television is growing.

CSO Networks: National knowledge networks of CSOs are important channels of information dissemination. Several CSOs such as Oxfam and the Catholic Secretariat have extended their networks throughout the country. This allows them to disseminate information to citizens on a wider scale.

Government Structures: Several stakeholders in Ghana stressed the importance of channeling aid information through the Office of the Auditor General, parliamentary commissions, local offices of the Commission on Human Rights and Administrative Justice (CHRAJ), as well as district authorities. These stakeholders are responsible for monitoring projects undertaken in collaboration with the government of Ghana and should receive the needed information.

Another appropriate channel of communication would be the provision of aid data in the national open data platform created by the Ghana Open Data Initiative (GODI). GODI has organized thematic hackathons with data journalists, CSO representatives, and developers in the past and could make use of foreign assistance data provided through the ForeignAssistance.gov website and the IATI registry. It is also exploring a partnership with the IATI Steering Committee to hold a “hackathon” in Accra using IATI data. GODI’s team is currently working on adding links to ForeignAssistance.gov and IATI on its website. Inform Ghana blogged and tweeted about GODI’s website following the feedback session. The MoF, whose representatives are part of IATI’s Steering Committee, is also considering adding a link to IATI on its website.

Access by Ghanaian Citizens

The sharing of information has its limitations. Similar to Zambia, it is unrealistic to expect ordinary Ghanaians to seek and use internet based information on foreign assistance for the following reasons:

- Most Ghanaians are unaware that this information is available;
- If they use mobile data to access the internet, these sites are not optimized for mobile usage (both in terms of user interface and bandwidth);
- Internet access is quite expensive (\$89 per month for unlimited data)²⁶;
- Mobile data is still very expensive (\$13 for 2.5 GB of data and nearly double the price per megabyte for lower volumes of data)²⁷;
- There is a lack of experience and familiarity with using the internet to perform research and data-based analysis; and
- The information available is not context appropriate.

However, newspapers and especially the radio can be used to disseminate relevant information in an easily understandable and context-driven manner. In rural areas, community radio stations play an important role in providing information in local languages and in a manner adapted to the interest of their listeners. These knowledge networks are powerful ways of communicating with a wide range of audiences.

²⁵ Source: http://www.nca.org.gh/downloads/VHF_FM_Frequency_Assignments_As@March312014.pdf

²⁶ Source: http://www.numbeo.com/cost-of-living/country_result.jsp?country=Ghana

²⁷ Source: <http://www.mtn.com.gh/personal/mobile/tariffs>

Capacity to Find and Use the Data

As stated above, costs and bandwidth for internet access do not seem to be barriers for organizations that can be intermediaries for aid information. However, the ability to find and use data can act as a barrier. Most stakeholders in Ghana do not seem to be using data websites. This is true for stakeholders within government as well as outside. Many CSOs mentioned that they lack skills and experience in using the web for investigative research, especially understanding and manipulating data. Media outlets that lack the capacity to do investigative journalism voiced similar concerns. However, there are several projects funded by USAID and other development agencies, focused on training journalists, parliamentarians, and CSOs on accessing and sharing data via ICTs. For stakeholders who are not very familiar with data websites, tools like the ForeignAssistance.gov or the D-Portal need to be very well structured and easy to navigate.

While capacity to use data websites needs to be strengthened in Ghana, there is an increasing number of ICT experts and data journalists who are able and interested in accessing aid information on data websites. During the aid transparency pilot, the team visited ICT start-ups such as Inform Ghana who are competent in using the data provided and are also able to create web applications or mobile phone applications that make this kind of information accessible to a wider audience.

Feedback on the ForeignAssistance.gov website

Similarly to Zambia, not one Ghanaian interviewee had heard of or visited the ForeignAssistance.gov prior to receiving the interview invitation from USAID/Ghana (the invitation provided links to the website as context for the interview). Most interview partners had not heard about IATI, including the Ghanaian Open Data Initiative team. Some of those who visited the website found the ForeignAssistance.gov website overwhelming with poor usability for their needs. When the team showed the type of information available on the site via a previously downloaded spreadsheet of Ghanaian transaction data, the users were generally most interested in the content. Additionally, many expressed a desire for more visually oriented data representations. The type of content on the website was generally found to be useful, though not meeting all of the information needs identified by the interviewees.

Next Steps

The findings presented here, in combination with the findings from the other two country study assessments, will provide empirical support to the overall recommendations on means to advance USG aid transparency efforts. The Aid Transparency Country Pilot Study report will include an introduction, a detailed description of the methodology, the three country reports for Zambia, Ghana and Bangladesh as well as detailed recommendations on how to further enhance USG aid transparency efforts. The report will be widely disseminated.

APPENDIX I: INFORMATION SOURCES

MISSION ITINERARY

1. June 23, 2014: Preparation of pilot study with USAID/PPL representative and USAID/Ghana mission and began interviews with stakeholders in Accra
2. June 24-26, 2014: Continued interviews with stakeholders
3. June 27, 2014: Conducted feedback sessions and USAID briefing

STAKEHOLDERS INTERVIEWED:

1. Abantu for Development, Research, Publications, and Information Officer
2. African Center for Economic Transformation (ACET), Director, Policy Advocacy Services
3. Auditor General Office (AGO)
4. Blogging Ghana, Director
5. Center for Democratic Development (CDD), Head of Research & Programs and Deputy Director, Ghana
6. Center for Disease Control, Health and Human Services, Country Director
7. Commission on Human Rights and Administrative Justice (CHRAJ), Deputy Commissioner
8. Department of State, Regional Environment Officer
9. Financial Transparency and Accountability for Africa, Executive Director
10. Ghana Integrity Initiative (GII)
11. Ghana Journalism Association (GJA), President
12. Inform Ghana, Project Manager, Social Media Lead, and Content Manager
13. Institute for Democratic Governance (IDEG), Executive Director, Operations Coordination Officer, and Sr. Research Fellow
14. Institute of Statistical, Social and Economic Research (ISSER), Director
15. KPMG, Senior Partner
16. Media Foundation for West Africa, Executive Director
17. Ministry of Education, Development Partners' Coordinator, PBME Division
18. Ministry of Finance & Controller & Accountant General, Senior Economics Officer, Chief Economics Officer, Economics Officers, and Assistant Economics Officer
19. Ministry of Food and Agriculture, Policy, Planning, Monitoring and Evaluation Department (PPMED)
20. Ministry of Local Government and Rural Development, Acting Chief Director
21. National Catholic Secretariat, Executive Secretary, Programs Liaison Officer, Department of Human Development
22. National Development Planning Commission, Senior Policy Analyst and Technical Assistant to the Director General

23. National Information Technology Agency (NITA), Director General; Ghana Open Data Initiative (GOBI) Web Portal Specialist, and Project Manager
24. Oxfam, Regional Program Advisor, Active Citizenship, and Executive Industries Advocacy Officer
25. Parliamentary Accounts Committee, Vice-Chair and members of Parliament
26. Peace Corps, Country Director
27. PenPlusBytes
28. Rancard Consulting
29. Social Enterprise Development Foundation of Ghana (SEND-Ghana), Country Director
30. Strengthening Transparency, Accountability, and Responsiveness in Ghana (STAR-Ghana), Program Manager, and Media Officer
31. Third World Network (TWN), Coordinator
32. USAID/Ghana, Acting Deputy Mission Director (Program Office Director)
33. USAID/Ghana Health Office, Resiliency in Northern Ghana (RING) Program Coordinator
34. USAID/Ghana DRG Office, Project Management Specialist, Good Governance
35. USAID/Ghana DRG Office, Project Management Specialist and Deputy Team Leader
36. USAID/Ghana Program Office, Budget Reporting Specialist
37. USAID/WA, Acting Deputy Mission Director (Regional Controller)
38. US Department of Agriculture (USDA) DAS, Regional Agricultural Counselor

DONOR ROUND-TABLE PARTICIPANTS:

1. AusAID, First Secretary, Donor Coordination West Africa
2. DfID, Deputy Programme Manager, Strategy Results and Transparency Team
3. International Labor Organization (ILO), Chief Technical Officer, Maternity Protection Project
4. UNDP, Aid Coordination Programme Officer
5. USAID

APPENDIX 2: GHANA DESK STUDY

GENERAL BACKGROUND INFORMATION

(Source: CIA Factbook, unless otherwise noted)

Population: 25,758,108

Rural Population (% of total population): 47% (World Bank 2012)

Religions: Christian 71.2% (Pentecostal/Charismatic 28.3%, Protestant 18.4%, Catholic 13.1%, Other 11.4%); Muslim 17.6%; Traditional 5.2%; Other 0.8%; None 5.2% (2010 census)

Age Distribution: Age structure: 0-14 years: 38.6%; 15-24 years: 18.7%; 25-54 years: 33.8%; 55-64 years: 4.1%; 65 years and over: 4.1% (2014 est.)

Life Expectancy: 65.75 years (2014 est.)

Languages: Asante 14.8%, Ewe 12.7%, Fante 9.9%, Boron (Brong) 4.6%, Dagomba 4.3%, Dangme 4.3%, Dagarte (Dagaba) 3.7%, Akyem 3.4%, Ga 3.4%, Akuapem 2.9%, Other (includes English (official)) 36.1% (2000 census)

Literacy: Definition - age 15 and over can read and write. Total population: 71.5%

Unemployment, Youth Ages 15-24: total: 16.6%

Unemployment Rate: 11% (2000 est.)

Internet Users Per 100 people: 17.1 (World Bank 2012)

Mobile Phone Users Per 100 people: 101 (World Bank 2012)

Head of State: John Dramani MAHAMA (since 24 July 2012) National Democratic Congress; Vice President Kwesi Bekoe AMISSAH-ARTHUR (since 6 August 2012); President MAHAMA assumed office due to the death of former president John Atta MILLS and subsequently won the December 2012 presidential election; the president is both the chief of state and head of government

Political Parties and Leaders:

- Convention People's Party or CPP [Samia NKRUMAH]
- National Democratic Congress or NDC [John Dramani MAHAMA]
- New Patriotic Party or NPP [Paul AFOKO]
- People's National Convention or PNC [Alhaji Amed RAMADAN]
- Listed are four of the more popular political parties as of December 2012; there are more than 20 registered parties

Administrative Division: 10 regions: Ashanti, Brong-Ahafo, Central, Eastern, Greater Accra, Northern, Upper East, Upper West, Volta, and Western

Economy:

Ghana's economy has been strengthened by a quarter century of relatively sound management, a competitive business environment, and sustained reductions in poverty levels. In late 2010, Ghana was re-categorized as a lower middle-income country. Ghana is well endowed with natural resources and agriculture accounts for roughly one-quarter of GDP and employs more than half of the workforce, mainly small landholders. The services sector accounts for 50% of GDP. Gold and cocoa production and individual remittances are major sources of foreign exchange. Oil production at Ghana's offshore Jubilee field began in mid-December 2010, and is producing close to target levels. Additional oil projects are being developed and are expected to come on line in a few years. Estimated oil reserves have jumped to

almost 700 million barrels and Ghana's growing oil industry is expected to boost economic growth as the country faces the consequences of two years of loose fiscal policy, high budget and current account deficits, and a depreciating currency. President Mahama faces challenges in managing a population that is unhappy with living standards and that perceives they are not reaping the benefits of oil production because of political corruption.

GDP Per Capita: US\$1850 (current US\$) (World Bank 2013)

GDP Growth: 7.9 (2013 est.)

Net ODA Per Capita: US\$ 71 (current US\$) (World Bank 2012)

Net ODA Received: (% of GNI) 4.6 % (World Bank 2012)

Net Official Development Aid Received: US\$ 1,807,910,000 (current US\$) (World Bank 2012)

Remittances Received (US\$): US\$137,952,000 (current US\$) (World Bank 2012)

GDP - Composition, by Sector of Origin: (2013 est.)

Agriculture: 21.5%

Industry: 28.7%

Services: 49.8%

Agriculture - Products: cocoa, rice, cassava (manioc), peanuts, corn, shea nuts, bananas; timber

Industries: mining, lumbering, light manufacturing, aluminum smelting, food processing, cement, small commercial ship building, and petroleum

Labor Force - by Occupation: (2005 est.)

Agriculture: 56%

Industry: 15%

Services: 29%

Fiscal Year = calendar year

APPENDIX 3: CY2012 U.S. ASSISTANCE TO GHANA

ODA Net Disbursements, reported in \$US thousands
Source: U.S. Official Development Assistance Database

DAC Sector Name	USAID	MCC	State	USDA	DoD	Treasury	HHS	Interior	Peace Corps	TDA	Energy	Afr. Dev. Found.	DOJ	Total
Basic Education	13,997	1,593	15,590
Post-Secondary Education	745	745
Health, General	13	13	26
Basic Health	30,034	998	31,032
Population Policies/Programmes and Reproductive Health	27,741	.	186	.	92	.	4,628	.	111	32,758
Water Supply and Sanitation	4,714	4,714
Government and Civil Society, General	5,475	314	324	.	.	691	48	6,851
Other Social Infrastructure and Services	388	6,850	840	8,078
Transport and Storage	.	42,389	300	.	.	.	42,689
Energy Generation and Supply	300	226	158	.	.	683
Banking and Financial Services	247	5,779	.	.	.	13	.	.	.	99	.	.	.	6,139
Business and Other Services	49	49
Agriculture	35,023	18,435	.	107	12	.	53,577
Industry
Mineral Resources and Mining	42	.	.	.	42
Construction	16	.	16
Trade Policy and Regulations	1	1
General Environmental Protection	2,615	66	88	813	3,581
Other Multisector	1,822	9,800	163	.	.	145	.	11,931
Emergency Response	50	.	2,052	2,102
TOTAL	123,215	83,633	2,562	107	92	704	4,640	88	4,519	667	158	173	48	220,605

Note: Totals may not add up accurately due to rounding. Negative values result when amounts received by the US Government are greater than gross disbursements from the US Government. Source: U.S. CRS++ Submission to the OECD/DAC via the USAID Foreign Assistance Database Prepared by USAID Economic Analysis and Data Services on February 11, 2014

APPENDIX 4: GHANA OVERVIEW DOCUMENT

Examples for Data Visualisation
on Official Development Finance
and other development finance flows

US Aid Transparency Efforts

The U.S. government is committed to enhancing international aid transparency. The objectives of improving aid transparency are to:

- 1) Enhance foreign aid's development usefulness by assisting recipient governments to better manage their aid flows and empower citizens to hold governments accountable for how assistance is used
- 2) Increase the efficacy of foreign assistance by providing a clearer understanding of what we are doing, where, and to what effect
- 3) Strengthen international accountability by providing greater access to information to help host country governments and international civil society to hold donors accountable for the quality and quantity of aid flows.

Aid Transparency Country Pilots

With these objectives, USAID is conducting three aid transparency country pilots in Zambia, Ghana, and Bangladesh.

Goal: Take stock of how aid flows are tracked in each country, assess other aid transparency efforts to date, and inform overall aid transparency policies going forward.

Aid transparency tools will assist partner countries in monitoring public financial and program-related data, thereby promoting greater transparency, accountability, and effective governance.

Existing Aid Transparency Online Tools

Sources:

- 1) IATI Registry: <http://www.iatiregistry.org/>
- 2) Foreign Assistance Dashboard: <http://www.foreignassistance.gov/web/default.aspx>
- 3) OpenAidData: www.openaiddata.org
- 4) D-Portal: www.d-portal.org
- 5) AKVO OpenAidSearch: <http://www.openaidsearch.org/>
- 6) Development Initiatives – Development Finance: <http://devinit.org/data-visualization/datavisualization-all-resources/>

The screenshot shows the IATI Data Registry website. At the top is the IATI logo (International Aid Transparency Initiative). Below it is a navigation bar with four main sections: AID TRANSPARENCY, IATI STANDARD, IATI REGISTRY / DATA, and IATI COMMUNITY. Underneath is a secondary navigation bar with links for Home, Data, Publishers, Using IATI Data, About, API, Help, Log in, and Register. The main heading reads: "Welcome to IATI Data Registry, the place to find IATI raw data in XML format." Below this are three columns of content:

- IATI Registry:** Includes a "Search the Registry" button and a description: "The Registry provides links to data and a basic preview function".
- IATI Publishers:** Features a circular icon of a folder and a box stating "239 Organisations have published so far". Below this is a paragraph: "The Registry began registering data in 2011, with the number of publishers increasing all of the time." and a link "View list of publishers".
- Help:** Features a circular icon of a question mark and a section titled "Frequently Asked Questions for publishers." with three questions:
 - > How do I register my data?
 - > Why do I have to wait for my Publisher record to be authorised?
 - > Can't find the answer to your question? Ask for help.

A red circle with the number "1" is drawn around the second question in the Help section.

[Home](#) / [Datasets](#)

Search the IATI Registry

Follow the registry

[Subscribe](#)

Source:

Secondary Publisher:

Publisher:

Publisher Country:

Organisation Type:

Recipient Country:

File Type:

Search

1

Publisher:

Publisher Country:

Organisation Type:

Recipient Country:

File Type:

Search

3 datasets found

USA Ghana

[OPEN DATA](#)

Last modified: 2013-12-31 · No. of Activities: 16891

[View Metadata](#) · [Download](#) (31.1 MB) · [Preview](#) [CSV](#)

USA Ghana CRS 2009

[OPEN DATA](#)

Last modified: 2012-12-21 · No. of Activities: 348

[View Metadata](#) · [Download](#) (508.4 KB) · [Preview](#) [CSV](#)

USA Ghana CRS 2010

[OPEN DATA](#)

Last modified: 2012-12-21 · No. of Activities: 449

[View Metadata](#) · [Download](#) (658.3 KB) · [Preview](#) [CSV](#)

1

Preview IATI Data

Highlight Remove

NEW DATA REFRESH

<http://foreignassistance.gov/IATI/Activities/Ghana/Ghana.xml>
 This file has 16891 activities

Use the expand (+) and collapse (-) buttons to view and hide the details

- +US-USG-MCC-18-GH-78-78 609g agreement/Entry into Force
- +US-USG-MCC-18-GH-84-84 National Highway Activity
- +US-USG-MCC-18-GH-98-98 Not Applicable
- +US-USG-MCC-18-GH-140-140 Not Applicable
- US-USG-MCC-18-GH-210-210 Ferry Activity

Iati-identifier: US-USG-MCC-18-GH-210-210

Reporting-org: [ref="302" type="10"] UNITED STATES

Participating-org: [role="Extending" ref="US-18" type="10"] Millennium Challenge Corporation

Recipient-country: [code="GH" percentage="100"] Ghana

+Location: [percentage="100"]+Ghana

Title: Ferry Activity

Description:

Activity-date: [type="start-actual" iso-date="2010-05-01"] 2010-05-01

Activity-date: [type="end-actual" iso-date="2013-07-30"] 2013-07-30

Sector: [vocabulary="U.S. Sector Framework"] Infrastructure

Default-finance-type: [code="110"] Aid grant excluding debt reorganisation

Activity-status: [code="2"] Implementation

- Transaction:

Transaction-type: [code="D"] Disbursement

Provider-org: [ref="US-18" provider-activity-id=""] Millennium Challenge Corporation

Receiver-org: Ghana

Value: [currency="USD" value-date="2010-05-01"] 2371200

Options

Sort by: [Default]

Reverse Sort

Show blank fields:

Show expanded:
 Activities
 Children (transactions etc.)

[update]

This is a preview of a single raw data file published using the IATI XML standard.
 The preview function allows you to view the data in the way it was published, without analysing or changing the raw data.

You can find out about other tools for accessing IATI-
 complete data from...

1

FOREIGNASSISTANCE.gov v1.1

search the data

WHAT'S COMING | WHERE IS THE MONEY GOING? | WHAT YOU SHOULD KNOW | FAQs | CONTACT US | IATI | DATA | API

Foreign Assistance By Country Office
 CLICK TO VIEW MORE

Global Health
 Through the Global Health Initiative
 Foreign As
 CLICK TO VIEW MO

NEW

Explore extensive detailed foreign assistance transaction records

Transaction data includes up to 30 data fields, including location, purpose statement, and implementing agent.

10 Things you should know
 Discover the top 10 things you should know about the data before you get started.

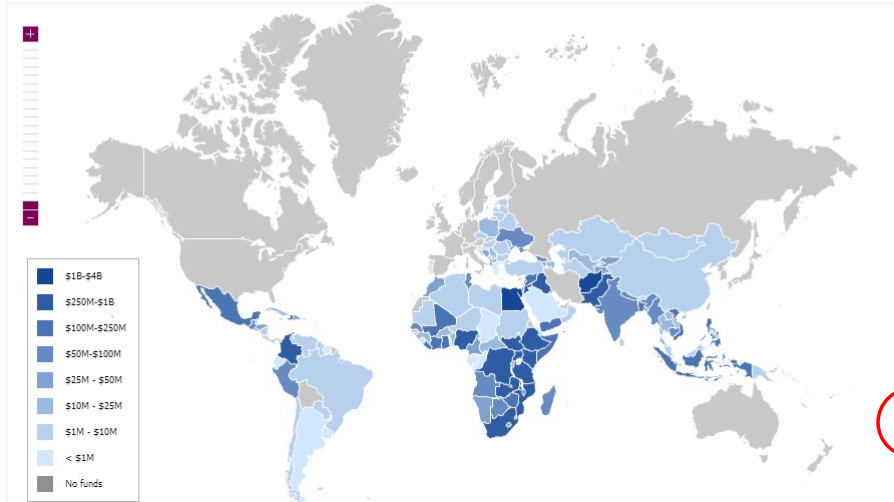
Join our mailing list to stay informed of changes on ForeignAssistance.gov.

2

PRIVACY POLICY | ACCESSIBILITY | PRINTER-FRIENDLY

Foreign Assistance by Recipient Country / Region

Filter Information by Fiscal Year: 2015



2

Ghana

Aggregated: PLANNED, OBLIGATED, SPENT

Disaggregated: TRANSACTION

State and USAID: Ghana is a leading democracy on the African continent, with multiple peaceful interparty transitions, a strong record on human rights, a political military, and an engaged media. It is an influential member of the Economic Community of West African States and the African Union...

More

World Bank Statistics
Ghana

METRIC (YEAR)	VALUE
GDP (2012)	\$40,710,781,538.58
Population (2012)	25,366,462
Per Capita Income (2012)	\$1,550.00
Annual % Population Growth (2012)	\$2.17%



2

Ghana

Aggregated Disaggregated

OVERVIEW **PLANNED** OBLIGATED SPENT TRANSACTION

Planned Stage

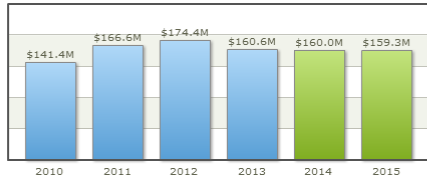
The planned tab depicts an agency's base year appropriations, supplemental appropriations, and request data.

You Are Viewing: All Agencies 2015

Foreign Assistance Levels by Fiscal Year

Ghana - All Agencies

Click on a graph bar for more information about the funding.



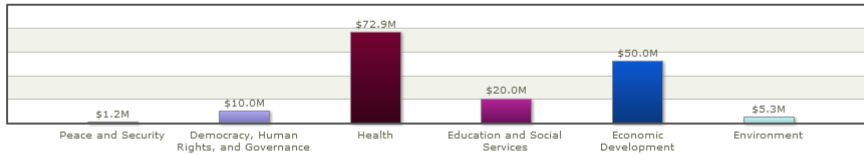
2

Fiscal Year 2015

Filter Information by Fiscal Year: 2015

Category Appropriation Details, FY 2015

Ghana - All Agencies




Peace & Security | Democracy, Human Rights, & Governance | Health | Education & Social Services | Economic Development

Environment | Humanitarian Assistance | Program Management | Multi-Sector

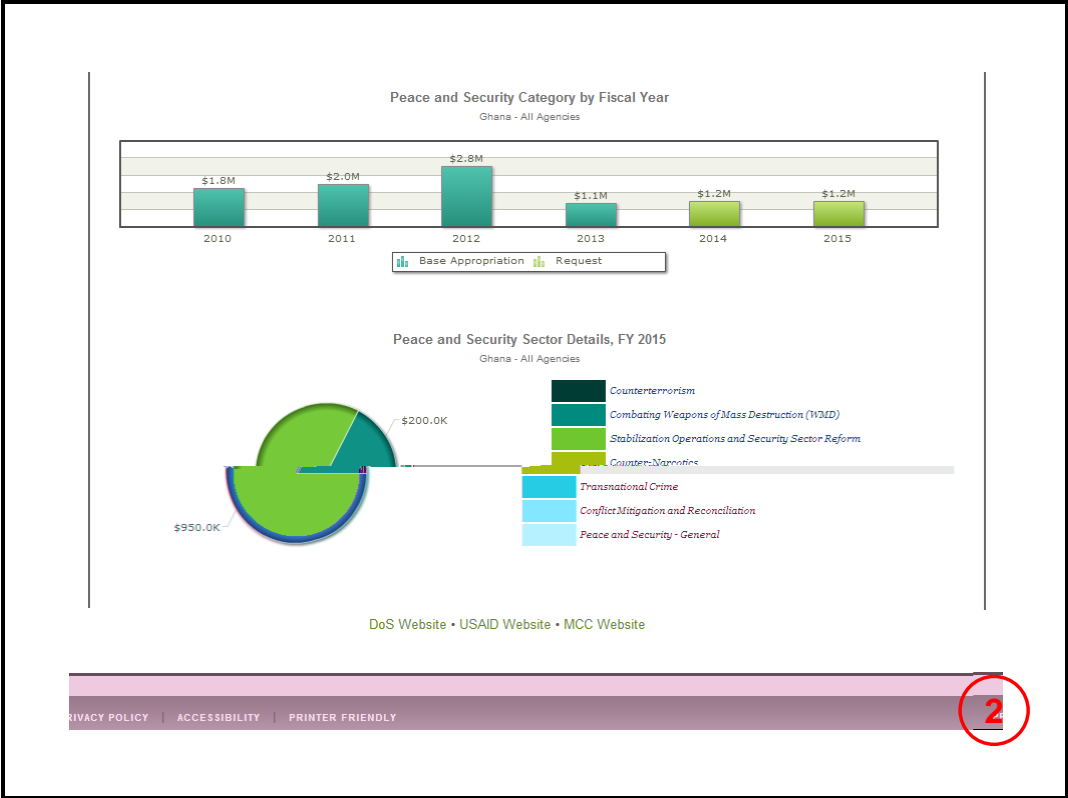
Peace and Security: To help nations effectively establish the conditions and capacity for achieving peace, security, and stability; and for responding effectively against arising threats to national or international security and stability.

Peace and Security Category by Fiscal Year

Ghana - All Agencies



2



FOREIGNASSISTANCE.gov v.1.1

[WHAT'S COMING](#) | [WHERE IS THE MONEY GOING?](#) | [WHAT YOU SHOULD KNOW](#) | [FAQS](#) | [CONTACT US](#) | [IATI](#) | [DATA](#) | [API](#)

Home / Where is the Money Going? / By Recipient Country/Region / Ghana

Ghana

Aggregated
Disaggregated

OVERVIEW

PLANNED

OBLIGATED

SPENT

TRANSACTION

Transaction data represents every individual financial record in an agency's accounting system that has been processed in the given time period for program work with implementing partners and other administrative expenses. The data shown in the planned, obligated, and spent tabs represents

+ [More](#)

Filter Data:

Your Selections:

2012 x

2

Filter Data:

FY:

Sector Framework:

Agency:

Implementing Agent:

Your Selections:

2012 X

Show:

Showing 1 to 10 entries (Out of 81) (Filtered from 939 entries)

Copy Data Download Excel

	FY	Sector Framework	Agency	Title	Implementing Agent	Obligated	Spent
+	2012	Agriculture	MCC	120		\$683,745	\$3,396,960
+	2012	Agriculture	MCC	125		\$-2,916,868	\$9,169,001
+	2012	Agriculture	MCC	126		\$1,363,774	\$9,101,371
+	2012	Agriculture	MCC	127		\$-2,724,784	\$24,425,341
+	2012	Agriculture	MCC	62		\$-12,976,665	\$-10,364,092
+	2012	Agriculture	MCC	Commercial Training Activity		\$3,396,960	\$683,745
+	2012	Agriculture	MCC	Credit Activity		\$-10,364,092	\$-12,976,665
+	2012	Agriculture	MCC	Feeder Roads Activity		\$24,425,341	\$-2,724,784
+	2012	Agriculture	MCC	Irrigation Activity		\$9,169,001	\$-2,916,868
+	2012	Agriculture	MCC	Post-Harvest Activity		\$9,101,371	\$1,363,774
						\$159,380,234	\$159,322,770

Showing 1 to 10 entries (Out of 81) (Filtered from 939 entries)

PREVIOUS NEXT

2

	FY	Sector Framework	Agency	Title	Implementing Agent	Obligated	Spent
-	2012	Agriculture	MCC	120		\$683,745	\$3,396,960
+	No: 1						
+	No: 2						
-	No: 3						

The stage in the implementing lifecycle at the time the information is published.

Reporting Date: 2-1-2014

Source Appropriation Agency:

Source Appropriation Symbol:

Appropriation Account:

Tying Status of Award:

Category: [Economic Development](#)

Sector: Agriculture

Implementing Agency: [MCC](#)

Bureau/Division/Office/Service: West Africa

Benefiting Country/Region/Office: [Ghana](#)

Obligated (\$): -10,937

Spent (\$): -60,022

Implementing Agent:

Implementing Agent Country of Origin:

Implementing Agent Description:

Current Status as of Reporting Date:

Beginning Fiscal Funding Year:

Ending Fiscal Funding Year:

DAC Classification: Agricultural education/training

Interagency Transfer Status:

Obligation Type:

Funding Type: Compact Fund

Source Obligation ID:

Obligation Date:

Disbursement Date:

Fiscal Year: 2012

Fiscal Quarter: Q3

Implementing Agent Type:

Implementing Agent DUNS Number:

2

Start Recipient Countries Sectors Donors Trends Twitter About Feedback Blog

Open Aid Data

Aid data from big to small. Past, present, and future.

All Sectors in Ghana - 2012

In Ghana there were **9,563 projects** by the Official Development Assistance between 2000 and 2012. Of which **7,914,993,686 USD** were spent and 20,391,607,796 USD were committed. In the recipients list from the ODA, in the last 12 years Ghana has been positioned in the **16** place of a total of 154.

Source: OECD: CRS Database | Please check the disclaimer on data.

3

Key Indicators since 2000

Literacy Rate % of people 15 and above

Life Expectancy at birth (years)

Child Mortality per 1,000 live births

GNI per capita in USD

CO2 emissions metric tons per capita

School Enrollment primary (% net)

Sector Spendings


Creditor Reporting System

Sectors	Amount	%	Projects
General Budget Support	238,939,041 USD	31.36%	5
Basic Health	91,797,808 USD	12.05%	89
Agriculture	80,167,577 USD	10.52%	107
Government & Civil Society-general	61,151,778 USD	8.03%	135
Transport & Storage	43,345,271 USD	5.69%	26
Population Pol./Progr. & Reproductive Health	34,068,206 USD	4.47%	104


IATI Data

Sectors	Amount	Transactions
Multisector aid	221,518,976 USD	8
Agriculture	69,860,729 USD	105
Education policy and administrative management	65,015,747 USD	57
Infrastructure	63,575,052 USD	26
Multi-Sector - Unspecified	49,731,484 USD	74
Immunisation	44,936,514 USD	7


3



4



4



4

akvoopenaid powered by ZIMMERMAN ZIMMERMAN Projects

BY COUNTRY: PLEASE SELECT... BY REGION: PLEASE SELECT... BY SECTOR: PLEASE SELECT... BY BUDGET: PLEASE SELECT... BY REPORTING ORGANISATION: PLEASE SELECT...

COUNTRIES
★ Ghana
★ CLEAR ALL
HIDE SELECTION

RESULTS 1 - 25 OF 11977 SHOW 25 HIDE MAP SORT BY: BUDGET START DATE

5

Accelerating Access to Prevention and Treatment of Malaria through Scaling-Up of Home-Based Care and Indoor Residual Spraying towards the Achievement of the National Strategic Goal

1. Background and Summary: Malaria is endemic in all parts of Ghana and puts its population of 22.4 million at risk of malaria throughout the year. Over the past five years, between 3.1 and 3.5 million cases of clinical malaria were reported in public health facilities each year. Malaria accounts for 37.5% of all outpatient illnesses, 36%



Countries:	Ghana
Principal sector:	No information available
Budget:	US \$ 132,094,730
IATI identifier:	47045-GHN-809-G08-M
Start date planned:	2010-01-01

General Budget Support 2006-2008

No description given.



Countries:	Ghana
Principal sector:	Education policy and administrative management, Financial policy and administrative management, Health policy and administrative management, Economic and development policy/planning, Industrial policy and administrative management, Environmental policy and administrative management
Budget:	GBP £ 119,269,684
IATI identifier:	GB-1-103268-101
Start date planned:	2006-01-01

Accelerating Access to Prevention, Treatment, Care and Support for HIV/AIDS Towards Achieving Millennium Development Goals

The goal of the program supported by this grant is to decrease HIV and AIDS-related illness and death through a comprehensive package of prevention, treatment, care and support services and integration of HIV and AIDS and TB activities. The program aims to ensure that the prevalence of HIV and AIDS in Ghana remains below four percent and



Countries:	Ghana
Principal sector:	No information available
Budget:	US \$ 113,996,004
IATI identifier:	47045-GHN-506-G06-H
Start date planned:	2006-05-01

Accelerating Access to Prevention, Treatment, and Care and Support for Malaria and Achieving the Millennium



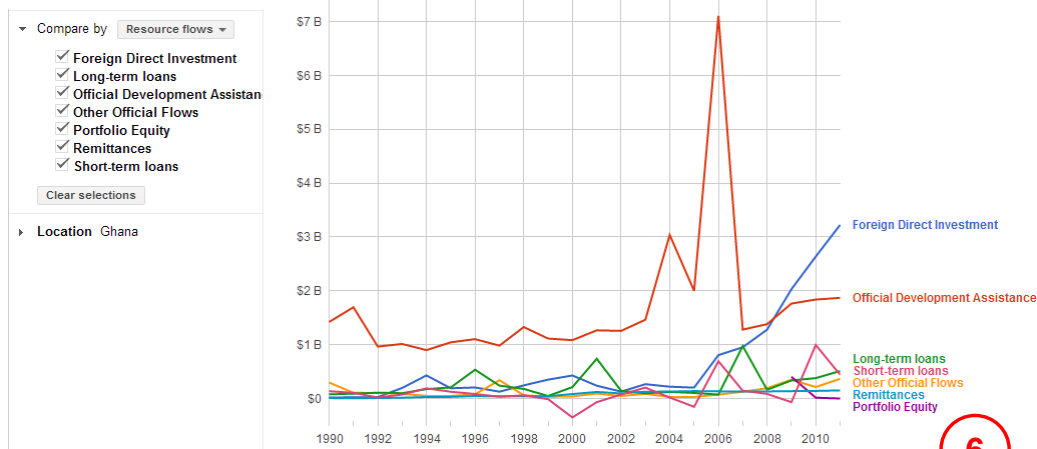
Countries:	Ghana
Principal sector:	No information available



The changing picture of international flows by country

With this tool you can explore international resources flows such as ODA, FDI, remittances and loans to developing countries. Click these examples: [Top 5: Remittances](#), [Top 5: ODA](#), [Top 5: Foreign Direct Investment](#) or choose from all the flows and countries below.

Financial flows - Ghana ?



With this tool you can explore international resources flows such as ODA, FDI, remittances and loans to developing countries.
 Click these examples: [Top 5: Remittances](#), [Top 5: ODA](#), [Top 5: Foreign Direct Investment](#) or choose from all the flows and countries below.

Financial flows - Official Development Assistance [?](#)

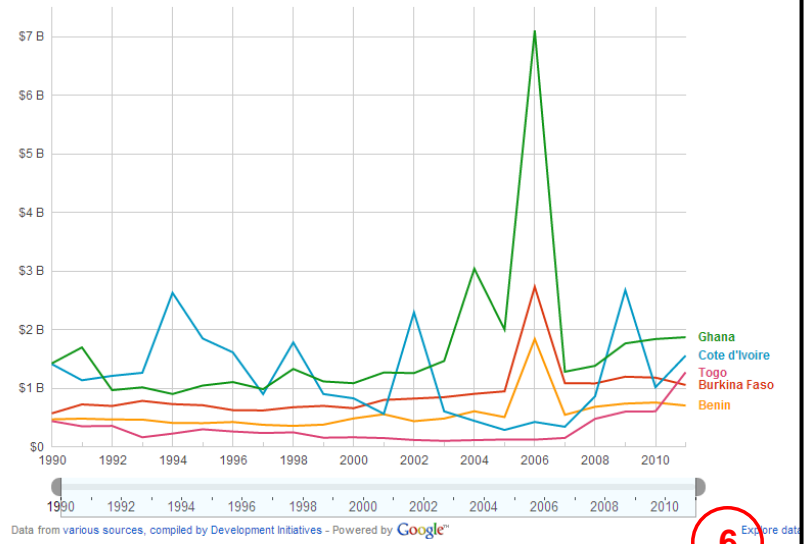
▼ Compare by Country ▼

- Fiji
- Gabon
- Gambia
- Georgia
- Ghana
- Grenada
- Guatemala
- Guinea
- Guinea-Bissau
- Guyana
- Haiti
- Honduras
- India
- Indonesia
- Iran

Clear selections

▼ Resource flows Official Devel...

- Foreign Direct Investment
- Long-term loans
- Official Development Assistance**
- Other Official Flows
- Portfolio Equity
- Remittances
- Short-term loans



6 Explore data

