



STEPHANIE J. COLE
Administrative Director

Alaska Court System

303 K STREET
ANCHORAGE, ALASKA
99501

(907) 264-0548
FAX (907) 264-0881

A MESSAGE FROM THE ADMINISTRATIVE DIRECTOR

I am pleased to transmit the Fiscal Year 2007 Annual Report for the Alaska Court System.

Overall, looking across geographical and jurisdictional lines, growth in total aggregate case filings in FY 2007 was essentially flat. However, within the aggregate total, some types of cases and workload at some court locations experienced considerable growth.

Felony filings in the third judicial district amounted to a significant increase from FY 2006 to FY 2007 levels, and this increase is also reflected in a three year comparison. Anchorage felony filings rose 19% from FY 06 to FY 07, and the three year comparison (FY 05 to FY 07) reflects a 33% increase. The filing statistics we currently have available to date for FY 2008 indicate that this increase in felony filings in Anchorage continues. FY 2007 felony filings at other third judicial district courts also amounted to an increase in felony filings from the previous year: Dillingham (45%) and Kenai (19%). Courts are required by law to handle these criminal cases within specified time periods, and significant increases in felony filings disproportionately increase the court's workload, as compared with many other case types.

The court's new case management system (CourtView) was implemented in all second judicial district courts in FY 2007. To date, the courts of Palmer, Anchorage, Fairbanks, Nome, Kotzebue, Barrow and Unalakleet have been converted to this new system. With the addition of the second judicial district courts, approximately 68% of the court system's caseload statewide is managed through CourtView. In 2008, CourtView will be installed in the remaining fourth judicial district courts. CourtView provides vastly improved management and research capabilities, although it also absorbs more staff resources which are needed to provide the significantly increased data input requirements.

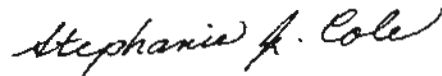
Eight new district and superior court judges were appointed in FY 2007. The court system continues to experience the significant judicial turnover which has been typical of the last several years.

The court system continues its outreach efforts, both to provide educational opportunities for the public to learn about our justice system, and to insure that the court understands and addresses the concerns of Alaska's residents. Judges from all levels of court and all judicial districts routinely participate in Law Day activities. The Fairness and Access Implementation Committee, chaired by Alaska Supreme Court Justice Robert Eastaugh, is conducting public

hearings in a number of locations in Alaska. These hearings invite both the public and institutional representatives to comment on the court's interactions with ethnic and racial minorities. Alaska Supreme Court Chief Justice Dana Fabe has initiated a series of "Open Court" forums around the state, designed as community conversations about a variety of important justice issues.

The judges and employees of the Alaska Court System remain committed to the mission of the court: to provide an accessible and impartial forum for the just resolution of all cases that come before the court, and to decide such cases in accordance with the law, expeditiously and with integrity.

Sincerely,

A handwritten signature in cursive script that reads "Stephanie J. Cole". The signature is written in black ink and is positioned above the printed name.

Stephanie J. Cole

The Supreme Court of Alaska
ANNUAL REPORT 2007

Profile of the Alaska Court System

Introduction	1
Alaska Court System Organization	2
Alaska Court System Fact Sheet	3
Alaska Supreme Court	4
Supreme Court Jurisdiction and Form of Appeals	7
Administration	8
Alaska Court of Appeals	9
Court of Appeals Jurisdiction and Form of Appeals	10
Clerk of the Appellate Courts	11
Presiding Judges and Area Court Administrators	12
Superior Court Jurisdiction	15
Superior Court Judges	16
District Court Jurisdiction	20
Magistrates Jurisdiction	21
District Court Judges	22
Statewide Court Administration	24
Judicial Education	24
Judicial Appointment Process	24
Judicial Retention	25
Other Judicial Branch Agencies	
The Commission on Judicial Conduct	25
The Alaska Judicial Council	26
Budget and Fiscal Affairs	26

Year in Review

2007 Highlights	29
Facilities	30
Fiscal Operations	33
Human Resources	36

Information Services: Court Technology	38
Judicial Outreach	41
Law Library	43
Legislative Developments	45
Training and Development	46
<u>Statistical Summaries</u>	
Supreme Court Activity	47
Summary of Filings FY 04 - FY 07	47
Summary of Dispositions FY 04 - FY 07	48
Dispositions by Type of Disposition FY 07	49
Cases Pending FY 04 - FY 07	49
Reasons for Cases Pending: June 30, 2007	50
Court of Appeals Activity	51
Summary of Filings FY 04 - FY 07	52
Summary of Dispositions FY 04 - FY 07	52
Dispositions by Type of Disposition FY 07	53
Cases Pending FY 04 - FY 07	53
Reasons for Cases Pending: June 30, 2007	54
Trial Courts Activity	55
Table I: Trial Court Filings Summary FY 07	56
Table II: Superior Court Filings & Dispositions Comparison FY 06 to FY 07 ..	57
Table III: Superior Court Summary of Filings & Dispositions FY 05 - FY 07 ..	58
Table IV: Superior Court Composition of Filings FY 07	59
Table V: Superior Court Summary of Filings by Case Type FY 05 - FY 07 ..	60
Table VI: District Court Filings & Dispositions Comparison FY 05 to FY 07 ..	61
Table VII: District Court (Computerized and Non-Computerized Courts)	
Summary of Filings and Dispositions FY 05 - FY 07	62
Table VIII: District Court (Computerized Courts) Composition of	
Filings FY 07	63
Table IX: District Court (Computerized and Non-Computerized Courts)	
Summary of Filings by Case Type FY 05 - FY 07	64

Statistics

Foreword	S-i
Index to Statistical Tables	S-iii
Supreme Court	S-1
Court of Appeals	S-7
Statewide Trial Courts	S-12
Superior Court	S-20
District Court (Computerized)	S-44
District Court (Non-Computerized)	S-66

Profile of the Alaska Court System



PROFILE OF THE ALASKA COURT SYSTEM

INTRODUCTION

There are four levels of courts in the Alaska Court System, each with different powers, duties and responsibilities. Alaska has a unified, centrally administered, and totally state-funded judicial system. Municipal governments do not maintain separate court systems.

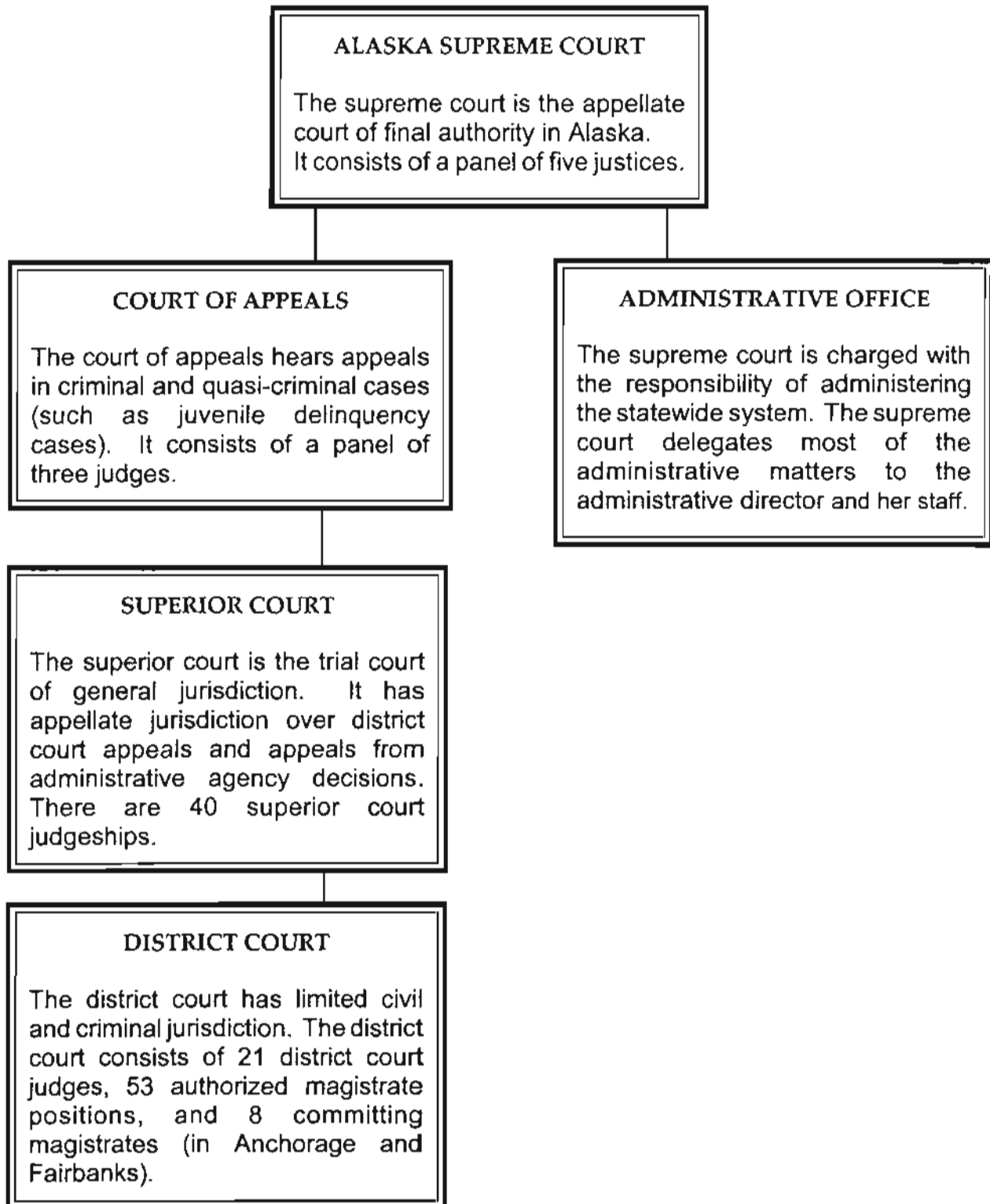
The four levels of courts in the Alaska Court System are the supreme court, the court of appeals, the superior court and the district court. The supreme court and court of appeals are appellate courts, while the superior and district courts are trial courts. Jurisdiction and responsibilities of each level of court are set out in Title 22 of the Alaska Statutes.

The supreme court and the superior court were established in the Alaska Constitution. In 1959, the legislature created a district court for each judicial district and granted power to the supreme court to increase or decrease the number of district court judges. In 1980, the legislature created a court of appeals.

The chief justice of the Alaska Supreme Court is the administrative head of the Alaska Court System. An administrative director is appointed by the chief justice with concurrence of the supreme court. The director supervises the administration of all courts in the state.

Rules governing the administration of all courts and the rules of practice and procedure for civil and criminal cases are promulgated by the supreme court.

ALASKA COURT SYSTEM ORGANIZATION



ALASKA COURT SYSTEM

Fiscal Year:	July 1 - June 30	
Geographical Area Served:	586,413 square miles	
Number of Judges:	5	supreme court justices
	3	court of appeals judges
	40	superior court judges
	21	district court judges
	53	magistrates
	8	committing magistrates
Number of Court Locations:	16*	combined superior and district court
	42	district courts only (judge and/or magistrate)
Number of Authorized Positions:	717	permanent full-time
	58	permanent part-time
	28	non-permanent
	803	total

*Includes three locations without resident superior court judges: Wrangell, Petersburg and Valdez.

FIVE LARGEST TRIAL COURTS (by number of permanent full-time employees)

Anchorage	229
Fairbanks	81
Palmer	47
Juneau	32
Kenai	31

THE ALASKA SUPREME COURT

The Alaska Supreme Court is the highest level of state court in Alaska. It hears appeals from lower state courts and also administers the state's judicial system.

The supreme court is comprised of the chief justice and four associate justices. The five justices, by majority vote, select one of their members to be the chief justice. The chief justice holds that office for three years and may not serve consecutive terms.

The supreme court hears cases on a monthly basis in Anchorage, approximately quarterly in Fairbanks and Juneau, and as needed in other Alaska communities. The court prefers to hear argument in the city where the case was heard in the trial court.

The court meets after oral argument and on a bi-weekly basis to confer on cases argued orally and on cases submitted on the briefs. The court decides the cases and announces its decisions in one of three ways:

- 1) opinions for publication in the Pacific Reporter and in the Alaska Reporter;
- 2) memorandum opinions and judgments (MO&J's); and
- 3) orders summarily ruling on the merits of cases or dismissing them.

Though the MO&Js and most orders are not published, the MO&Js are available for public inspection at the Anchorage, Fairbanks, and Juneau offices of the clerk of the appellate courts, and the orders are filed in the clerk's Anchorage office. Current MO&Js are also available on the Alaska Court System web site at:

<http://www.state.ak.us/courts>

Under the Alaska Constitution, the supreme court establishes rules for the administration of all courts in the state and for practice and procedure in civil and criminal cases. The supreme court has further adopted rules for the practice of law in Alaska and procedural rules for children's matters, probate, and appeals. The Alaska Legislature may change the court's procedural rules by passing an act expressing its intent to do so by a two-thirds majority of both houses.



THE ALASKA SUPREME COURT

Chief Justice Dana Fabe began her second term as Chief Justice on July 1, 2006, having served her first term as Chief Justice from 2000-2003. She has served on the court since March 1996, and is the first woman to serve on the court. She was born in Cincinnati, Ohio. She holds a B.A. degree from Cornell University and a J.D. degree from Northeastern University School of Law. Chief Justice Fabe clerked for Justice Edmond W. Burke of the Alaska Supreme Court in 1976-77. She served as a staff attorney for the Alaska Public Defender Agency from 1977-81, and in 1981 she was appointed by the governor to be Chief Public Defender for Alaska. She was a member of the Board of Governors of the Alaska Bar Association in 1987-88. She was appointed to the superior court bench in Anchorage in 1988. She was deputy presiding judge of the third judicial district from 1992-95, as well as a training judge for the third judicial district. She has co-chaired the Alaska Bar Association's Gender Equality Section, and currently chairs the Alaska Supreme Court's Commission on Judicial Outreach, the Law Day Steering Committee, and the Alaska Teaching Justice Network. She is a member of the American Judicature Society's National Advisory Council, a member of the American Judicature Society's Center for Judicial Ethics Advisory Committee, the Projects Committee Chair of the National Association of Women Judges, and an Executive Committee member of the National Association of Women Judges Board of Directors. She is married to Randall Simpson, and they have a daughter, Mia.




Chief Justice
Dana Fabe



Justice Warren W. Matthews


Justice Warren W. Matthews has served on the court since 1977. He was born in Santa Cruz, California. He holds a B.A. degree from Stanford University and a J.D. degree from Harvard University Law School. He was in the private practice of law in Anchorage from 1965-1977. Justice Matthews served as a member of the Board of Governors of the Alaska Bar Association, the Supreme Court Criminal Rules Revision Commission, the Alaska Sentencing Commission and as chairman of the Alaska Bar Ethics and Unauthorized Practices Commission. He served as Chief Justice 1987-1990 and 1997-2000. He has been a board member and vice president of the National Conference of Chief Justices. He is married to Donna Matthews and has two children.

Justice Robert L. Eastaugh was born in Seattle in 1943 and first traveled to Alaska in 1944. The family permanently returned to Alaska, where his parents had been born, in early 1946. Justice Eastaugh was raised in Juneau, where his father, F.O. Eastaugh, and grandfather, R.E. Robertson, both practiced law. Justice Eastaugh graduated from Juneau-Douglas High School in 1961. He holds a B.A. in English Literature from Yale University and a J.D. from the University of Michigan Law School. He was admitted to practice law in Alaska in 1968. He was an Alaska Assistant Attorney General from 1968-1969 and an Assistant District Attorney from



Justice Robert L. Eastaugh

1969-1972. He was in private practice at Delaney, Wiles, Hayes, Reitman & Brubaker, Inc. between 1972 and 1994. His professional emphasis was on appeals. Governor Walter J. Hickel appointed him to the supreme court. He took office on April 18, 1994. He has been co-chair of the Alaska Supreme Court's Fairness and Access Implementation Committee since 1998, has been a member of the Alaska Supreme Court's Appellate Rules Committee since 1985, chaired an Alaska Court System committee that revised personnel rules and procedures on discriminatory harassment, and was a Bar Examiner for the Alaska Bar Association in the early 1980's. He was a charter member of the Advisory Committee on Rules of Practice and Internal Operating Procedures for the Ninth Circuit, serving from 1983-1992. He is married to Suzanne Dvorak. He has two grown children.



Justice Alexander O. Bryner

Justice Alexander O. Bryner has served on the court since February 1997. He was born in Tientsin, China. Justice Bryner moved to Alaska in 1969. He holds an A.B. degree in French Literature and a J.D. degree from Stanford University. He served as law clerk to Alaska Supreme Court Chief Justice George Boney from 1969 to 1971. He moved to San Francisco in 1971 and was a legal editor for Bancroft Whitney Company. After returning to Alaska in 1972, he worked for the Public Defender Agency in Anchorage. In 1974 he entered private practice as a partner in the firm of Bookman, Bryner and Shortell. He was appointed to the district court bench in Anchorage in 1975 and served until 1977. In 1977, he was appointed U.S. Attorney for Alaska and held that position until his appointment to the Court of Appeals in 1980. He served as Chief Judge of the Court of Appeals from 1980-1997.

Justice Bryner served as Chief Justice of the Alaska Supreme Court from July 1, 2003 through June 30, 2006. He is married to Anchorage artist Carol Crump Bryner and has two children, Paul and Mara.

Justice Walter L. Carpeneti was appointed to the Alaska Supreme Court in 1998. Justice Carpeneti was born in San Francisco in 1945. He graduated with an A.B. degree (with distinction) in History from Stanford University in 1967, and received a J.D. degree from the University of California at Berkeley in 1970, where he was managing editor of the law review. He was a law clerk for Justice John H. Dimond of the Alaska Supreme Court in 1970-71. From 1972 to 1974 he was in private practice in San Francisco, first with Melvin Belli and then in an office with his father, retired San Francisco Superior Court Judge Walter I. Carpeneti, and his brother, Richard Carpeneti. He returned to Alaska in 1974 as the Public Defender in Juneau. He left that office in 1978 to go into private practice. He was appointed to the superior court by Governor Jay Hammond in 1981. He is married to Anne Dose Carpeneti, and they have four children: Christian, Marianna, Lia, and Bianca.



Justice Walter L. Carpeneti

SUPREME COURT JURISDICTION

The term "jurisdiction" means a court's legal power and authority to hear particular types of cases.

The supreme court has final state appellate jurisdiction in civil and criminal matters:

1. CIVIL APPEALS. The supreme court must accept appeals from final decisions by the superior court in civil cases (including cases which originated in administrative agencies).
2. The supreme court may exercise its discretion to accept:
 - a. CRIMINAL APPEALS, from decisions of the court of appeals or upon certification from the court of appeals that the case involves a significant question of constitutional law or an issue of substantial public interest; and
 - b. PETITIONS, from non-final decisions by the superior court in civil cases and from final decisions of the superior court on review of the district court's decisions in civil matters.
3. ORIGINAL APPLICATIONS. The supreme court may also exercise its discretion to hear matters in which relief is not otherwise available, including bar admission and attorney discipline matters and questions of state law certified from the federal courts.

ADMINISTRATION



Chris Christensen
Deputy Administrative Director

Stephanie J. Cole
Administrative Director

Christine Johnson
Deputy Administrative Director

As provided by Article IV, section 16 of the Constitution of Alaska, the Alaska Supreme Court appoints an administrative director to supervise the administrative operations of the judicial system. Stephanie Cole has been the administrative director since 1997.

Ms. Cole is assisted by two deputy directors, Christine Johnson and Chris Christensen, and 84 employees of the administrative office of the court.

The specific duties of the administrative director and the administrative office are outlined in Rule 1 of the Alaska Court System Rules of Administration.

Responsibilities of the administrative director include supervision of the administrative operations of the court and acting as legal advisor for the chief justice and the supreme court in all matters not adjudicatory in nature. Sections within the administrative office include Facilities, Fiscal Operations (including Accounting, Supply, Print Shop, Micrographics and Procurement), Legal and Legislative Liaison services, Mediation Projects Coordination, Judicial Education, Human Resources, Court Rules, Law Libraries and Information Systems (Technology).

THE COURT OF APPEALS


The court of appeals is a three-judge panel consisting of a chief judge and two associate judges. The court of appeals was created in 1980 by the Alaska Legislature.

The chief judge of the court of appeals is appointed by the chief justice to serve a two year term. Robert G. Coats was appointed chief judge for 2007 and 2008.

The court of appeals regularly meets in Anchorage, traveling to Fairbanks as caseload demands.

The court of appeals has the authority to hear appeals from judgments in criminal cases and certain other quasi-criminal cases in which a minor is accused of committing a crime (juvenile delinquency cases), cases in which prisoners are challenging the legality of their confinement (habeas corpus matters), and cases involving probation and parole decisions.

Criminal appeals from the district court can be taken to the superior court or to the court of appeals, at the option of the defendant. A defendant who appeals from district court to superior court can ask the court of appeals to review the resulting decision of the superior court, but the court of appeals may, in its discretion, refuse to hear the appeal.



Judge David Mannheimer
Appointed 1990



Chief Judge Robert G. Coats
Appointed 1980



Judge David Stewart
Appointed 1997

COURT OF APPEALS JURISDICTION

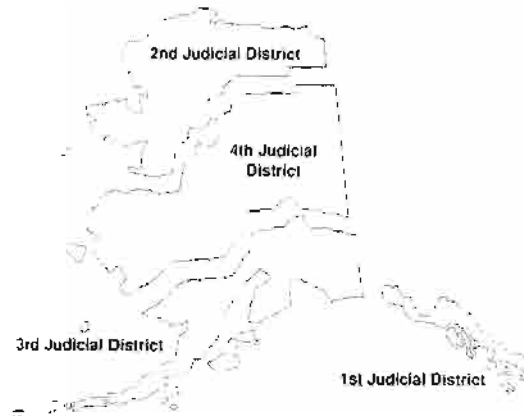
The court of appeals has jurisdiction to hear appeals in cases involving criminal prosecutions, post-conviction relief, juvenile delinquency, extradition, habeas corpus, probation and parole, bail, and the excessiveness or leniency of a sentence:

1. **MERIT APPEALS** (issues concerning the merits of a conviction) or **SENTENCE APPEALS** (the excessiveness or leniency of a sentence) - The court of appeals must hear appeals from final decisions by the superior court or the district court.
2. **PETITIONS** - The court of appeals may exercise its discretion to hear appeals of non-final decisions from the superior court or the district court or from final decisions of the superior court on review of the district court's decisions.
3. **ORIGINAL APPLICATIONS** - The court of appeals may exercise its discretion to hear cases in which relief cannot be obtained from the court through one of the above types of appeals.




PRESIDING JUDGES AND AREA COURT ADMINISTRATORS

The State of Alaska is divided into four judicial districts.



FIRST JUDICIAL DISTRICT



Presiding Judge
Larry Weeks
Juneau Superior Court
Appointed 1990
Retired June 2007




Neil Nesheim
Area Court Administrator
First Judicial District

The **first judicial district** stretches more than 500 miles along the Alaska Panhandle and is home to the largest forest in the United States - the Tongass National Forest. Containing nearly 11,000 miles of shoreline, the first district has 12 courts located between Craig and Yakutat. The five combined superior and district court locations are Ketchikan, Juneau, Sitka, Wrangell and Petersburg. District courts are located in Angoon, Craig, Haines, Hoonah, Kake, Skagway and Yakutat. Magistrates are the judicial officers in these district court locations.

PRESIDING JUDGES AND AREA COURT ADMINISTRATORS
continued

SECOND JUDICIAL DISTRICT



Presiding Judge
Michael Jeffery
Barrow Superior Court
Appointed 1982



Tom Mize
Area Court Administrator
Second Judicial District

The **second judicial district** begins in the northern portion of the Yukon-Kuskokwim Delta, and runs north along the coast through the district's three largest communities. Nome, created by the Gold Rush of 1889 that began in Anvil Creek, is home for the second district's only superior court located south of the Arctic Circle. The two other superior court locations are Kotzebue (29 miles above the Arctic Circle) and Barrow (the most northern community in North America).

THIRD JUDICIAL DISTRICT



Presiding Judge
Morgan Christen
Anchorage Superior Court
Appointed 2002




Gwendolyn Lyford
Area Court Administrator
Third Judicial District

The **third judicial district** covers south-central Alaska, extending from the Canadian border to the end of the Aleutian Island chain. The district includes 15 court sites, ranging in size from single magistrate locations to the Anchorage trial court, which alone handles almost half the workload of the court system statewide. Third district staffing includes 20 superior court judges, 14 district court judges, eight magistrates, five committing magistrates and seven standing masters.

PRESIDING JUDGES AND AREA COURT ADMINISTRATORS
continued

FOURTH JUDICIAL DISTRICT



Presiding Judge
Mark J. Wood
Fairbanks Superior Court
Appointed 2002



Ronald J. Woods
Area Court Administrator
Fourth Judicial District

The **fourth judicial district** extends from the Canadian border on the east of the state to the Bering Sea on the west. The vast size of the district makes it the largest state trial court judicial district in the United States. There are seven superior court judges, three district court judges, thirteen magistrates, and two standing masters in the district. There are fourteen court sites.

SUPERIOR COURT JURISDICTION

The superior court has the authority to hear all cases, both civil and criminal, properly brought before the state courts (with the very limited exception of matters taken directly to the supreme court). However, the superior court does not routinely hear cases which may be brought in the district court (a court of limited jurisdiction).

The superior court:

- ▶ is a trial court for both criminal and civil cases
- ▶ serves as an APPELLATE COURT for appeals from civil and criminal cases which have been tried in the district court
- ▶ hears cases involving CHILDREN who have committed crimes or who are abused or neglected
- ▶ hears cases involving the PROPERTY OF DECEASED OR INCOMPETENT PERSONS
- ▶ hears cases involving INVOLUNTARY COMMITMENT of persons to institutions for the mentally ill
- ▶ handles DOMESTIC RELATIONS matters
- ▶ handles GUARDIANSHIPS AND CONSERVATORSHIPS

The superior court is the trial court of general jurisdiction. There are 40 superior court judgeships located throughout the state. Each superior court seat is located in one of Alaska's four judicial districts. The boundaries of the four districts are defined by state statute. The judicial districts define the boundaries for judicial retention elections at which voters indicate their approval or rejection of judges and justices.

In January of each year, the chief justice of the supreme court designates a superior court judge from each of Alaska's four judicial districts to serve as presiding judge for a term of one calendar year. The presiding judge, in addition to regular judicial duties, is responsible for the administration of the trial courts within the district, including assignment of cases, supervision of court personnel, efficient handling of court business and appointment of magistrates.

Appointments: Governor Murkowski appointed Anchorage District Court Judge Jack W. Smith and Michael Spaan to the Anchorage Superior Court in December of 2006; Governor Murkowski also appointed Vanessa White and Kari Kristiansen to the Palmer Superior Court in December 2006. Governor Sarah Palin appointed Marvin C. Hamilton III to the Bethel Superior Court and Magistrate Anna Moran to the Kenai Superior Court in February 2007. Governor Palin also appointed Michael MacDonald to the Fairbanks Superior Court in June of 2007.

SUPERIOR COURT JUDGES


FIRST JUDICIAL DISTRICT




Presiding Judge
Larry R. Weeks
Juneau Superior Court
Appointed 1990
Retired June 2007




Judge Patricia Collins
Juneau Superior Court
Appointed 1999



Judge Trevor Stephens
Ketchikan Superior Court
Appointed 2000




Judge Michael Thompson
Ketchikan Superior Court
Appointed 1993



Judge Larry Zervos
Sitka Superior Court
Appointed 1990
Retired September 2007


SECOND JUDICIAL DISTRICT



Presiding Judge
Michael Jeffery
Barrow Superior Court
Appointed 1982



Judge Richard Erlich
Kotzebue Superior Court
Appointed 1991



Judge Ben Esch
Nome Superior Court
Appointed 1996

SUPERIOR COURT JUDGES
continued


THIRD JUDICIAL DISTRICT



Presiding Judge
Morgan Christen
Anchorage Superior Court
Appointed 2001



Judge Eric Aarseth
Anchorage Superior Court
Appointed 2005



Judge Joel H. Bolger
Kodiak Superior Court
Appointed 2003



Judge Beverly Cutler
Palmer Superior Court
Appointed 1982




Judge Sharon Gleason
Anchorage Superior Court
Appointed 2001



Judge Charles T. Huguelet
Kenai Superior Court
Appointed 2003




Judge
Stephanie E. Joannides
Anchorage Superior Court
Appointed 2000



Judge
Kari Kristiansen
Palmer Superior Court
Appointed 2006



Judge Patrick McKay
Anchorage Superior Court
Appointed 2005



Judge Peter Michalski
Anchorage Superior Court
Appointed 1985




Photo
unavailable

Judge Anna Moran
Kenai Superior Court
Appointed 2007

SUPERIOR COURT JUDGES
continued

THIRD JUDICIAL DISTRICT - continued



Judge William Morse
Anchorage Superior Court
Appointed 2002



Judge Mark Rindner
Anchorage Superior Court
Appointed 2000



Judge Eric Smith
Palmer Superior Court
Appointed 1996



Judge Jack W. Smith
Anchorage Superior Court
Appointed 2006





Photo
unavailable


Judge Michael Spaan
Anchorage Superior Court
Appointed 2006



Judge Craig F. Stowers
Anchorage Superior Court
Appointed 2004



Judge John Suddock
Anchorage Superior Court
Appointed 2002



Judge Sen K. Tan
Anchorage Superior Court
Appointed 1996




Judge Fred Tornisi
Dillingham Superior Court
Appointed 1996



Judge Philip Volland
Anchorage Superior Court
Appointed 2002




Judge Vanessa H. White
Palmer Superior Court
Appointed 2006



Judge Michael Wolverton
Anchorage Superior Court
Appointed 1996

SUPERIOR COURT JUDGES
continued


FOURTH JUDICIAL DISTRICT



Presiding Judge
Mark I. Wood
Fairbanks Superior Court
Appointed 2002




Judge
Douglas Blankenship
Fairbanks Superior Court
Appointed 2006




Judge Leonard Devaney
Bethel Superior Court
Appointed 2002



Judge Robert B. Downes
Fairbanks Superior Court
Appointed 2005



Judge Marvin C. Hamilton
Bethel Superior Court
Appointed 2007



Judge Michael MacDonald
Fairbanks Superior Court
Appointed 2007



Judge Randy M. Olsen
Fairbanks Superior Court
Appointed 2003



Judge Niesje J. Steinkruger
Fairbanks Superior Court
Appointed 1988

THE DISTRICT COURT

The Alaska Constitution provides that the legislature shall establish such lower courts as may be necessary. In 1959, the legislature created a district court for each judicial district and granted to the supreme court the power to increase or decrease the number of district court judges within each judicial district. The district court currently has twenty-one judges.

DISTRICT COURT JURISDICTION

The district court is a trial court of limited jurisdiction. A district court judge may:

- ▶ hear STATE MISDEMEANORS and MINOR OFFENSES and violations of CITY AND BOROUGH ORDINANCES
- ▶ issue SUMMONSES, ARREST WARRANTS and SEARCH WARRANTS
- ▶ hear first appearances and PRELIMINARY HEARINGS in felony cases
- ▶ hear CIVIL CASES not to exceed a value of \$100,000 per defendant
- ▶ hear SMALL CLAIMS cases (\$10,000 maximum for most cases; \$20,000 for wage claims brought by the Department of Labor)
- ▶ handle cases involving CHILDREN on an emergency basis
- ▶ hear DOMESTIC VIOLENCE cases
- ▶ hear INQUESTS and PRESUMPTIVE DEATH hearings

Appointments: Governor Palin appointed Richard W. Postma, Jr. to the Anchorage District Court and Sharon Illsley to the Kenai District Court in June 2007.

Magistrates preside over certain district court matters in areas of the state where services of a full-time district court judge are not required. Some magistrates serve more than one court location. Magistrates also serve in metropolitan areas to handle routine matters and to ease the workload of the district court.

A magistrate is not required to be a lawyer. The magistrate is a judicial officer of the district court whose authority is more limited than the authority of a district court judge.

MAGISTRATE JURISDICTION

A magistrate may:

- ▶ hear **SMALL CLAIMS** cases (\$10,000 maximum for most cases; \$20,000 for wage claims brought by the Department of Labor)
- ▶ hear **FORMAL CIVIL** cases (\$10,000 maximum)
- ▶ issue writs of **HABEAS CORPUS** (challenges to the legality of a person's confinement)
- ▶ solemnize **MARRIAGES** and perform **NOTARY PUBLIC** duties
- ▶ handle cases involving **CHILDREN** on an emergency basis
- ▶ hear **DOMESTIC VIOLENCE CASES**
- ▶ act as a hearing officer to review an **ADMINISTRATIVE REVOCATION** of a driver's license
- ▶ enter a judgment of conviction if a defendant pleads guilty or no contest to any **STATE MISDEMEANOR**
- ▶ hold **TRIALS** and enter judgments in **STATE MISDEMEANORS** if a defendant agrees in writing to be tried by a magistrate
- ▶ hear trials of **MUNICIPAL ORDINANCE** violations, **STATE TRAFFIC INFRACTIONS** and other minor offenses
- ▶ preside over **PRELIMINARY HEARINGS** in felony cases
- ▶ issue **SEARCH AND ARREST WARRANTS**, and **SUMMONSES**
- ▶ conduct **EXTRADITION** (fugitive from justice) proceedings
- ▶ hear **INQUEST** and **PRESUMPTIVE DEATH** hearings

DISTRICT COURT JUDGES

FIRST JUDICIAL DISTRICT




Judge Keith B. Levy
Juneau District Court
Appointed 2005



Judge Kevin Miller
Ketchikan District Court
Appointed 1999


THIRD JUDICIAL DISTRICT




Judge Brian Clark
Anchorage District Court
Appointed 2003



Judge William Estelle
Palmer District Court
Appointed 2003



Judge Sharon Illsley
Kenai District Court
Appointed 2007




Judge J. Patrick Hanley
Anchorage District Court
Appointed 2005



Judge Greg L. Heath
Palmer District Court
Appointed 2003



Judge John Lohff
Anchorage District Court
Appointed 1991




Judge Gregory Motyka
Anchorage District Court
Appointed 1991



Judge Margaret L. Murphy
Homer District Court
Appointed 2005

DISTRICT COURT JUDGES
continued

THIRD JUDICIAL DISTRICT - continued



Judge Sigurd Murphy
Anchorage District Court
Appointed 1992




Judge Nancy Nolan
Anchorage District Court
Appointed 2001



Judge Richard Postma, Jr.
Anchorage District Court
Appointed 2007




Judge
Stephanie Rhoades
Anchorage District Court
Appointed 1992



Judge Alex Swiderski
Anchorage District Court
Appointed 2005



Judge Daniel Schally
Valdez District Court
Appointed 2005



Judge John W. Wolfe
Palmer District Court
Appointed 2004


FOURTH JUDICIAL DISTRICT



Judge Winston S. Burbank
Fairbanks District Court
Appointed 2003



Judge
Dennis P. Cummings
Bethel District Court
Appointed 2005



Judge Raymond Funk
Fairbanks District Court
Appointed 1998



Judge Jane Kauvar
Fairbanks District Court
Appointed 1981

STATEWIDE COURT ADMINISTRATION

The chief justice of the supreme court is responsible for statewide court administration. By court rule, this responsibility is delegated to the administrative director of the courts subject to general guidelines set forth by the supreme court.

JUDICIAL EDUCATION

Judicial education and training takes several different forms. There is a statewide conference each year for judges which includes training in specific areas of court procedures or operations. Judges are eligible on a rotating basis for training at the National Judicial College in Reno, Nevada. All magistrates attend at least one magistrate conference during a calendar year. During odd-numbered years, regional magistrate conferences are held in the four judicial districts. A statewide magistrate conference is held in Anchorage during even-numbered years. Training judges, deputy training judges and staff of the administrative office regularly visit with magistrates for on-site training. The administrative office prepares written educational materials that are distributed to magistrates. Finally the judicial education coordinator secures grants from the federal government and other entities to make available special training for judges and magistrates throughout the year.

THE JUDICIAL APPOINTMENT PROCESS

Alaska has a merit selection system for

judges and justices. The governor appoints a supreme court justice or a judge of the court of appeals, superior court, or district court from a list of qualified candidates submitted by the Alaska Judicial Council. The governor has 45 days from receipt of the list to make the appointment.

In order to be eligible for appointment to the **supreme court**, a person must be a citizen of the United States and a resident of Alaska for five years immediately prior to appointment. A justice must be licensed to practice law in Alaska at the time of appointment and must have engaged in the active practice of law for eight years.

A **court of appeals** judge must be a citizen of the United States; a resident of Alaska for five years immediately preceding appointment; have been engaged for not less than eight years immediately preceding appointment in the active practice of law; and at the time of appointment be licensed to practice law in Alaska.

The qualifications of a judge of the **superior court** are the same as for a **supreme court** justice, except only five years of active practice are necessary.

A **district court** judge must be 21 years of age; a citizen of the United States; a resident of the state for at least five years; and (1) be licensed to practice law in Alaska and have engaged in active practice of law for not less than three years immediately preceding appointment, or (2) have served for at least seven years as a magistrate in the state and have graduated from an accredited law school.

Magistrates are not appointed by the governor nor are their qualifications reviewed by the Alaska Judicial Council

prior to their appointments. Their appointments are made for an indefinite period by the presiding judge of the judicial district in which they will serve. Each magistrate serves at the pleasure of the presiding judge. A magistrate does not have to be a lawyer. A magistrate must be 21 years of age, a United States citizen, and a citizen of Alaska for six months prior to appointment.

JUDICIAL RETENTION

All judges and justices in Alaska periodically must stand for retention (approval by the voters).

Each supreme court justice and each court of appeals judge is subject to approval or rejection by a majority of voters statewide on a nonpartisan ballot at the first general election held more than three years after appointment. Thereafter, each justice must participate in a retention election every ten years; each court of appeals judge must participate every eight years.

Each superior court judge is subject to approval or rejection by the voters in the judge's judicial district at the first general election held more than three years after appointment. Thereafter, the judge is subject to approval or rejection every sixth year. Each district court judge must also run in a retention election in his or her district at the first general election held more than two years after appointment, and then every fourth year thereafter. State laws that require judges to participate in retention elections do not apply to magistrates.

THE COMMISSION ON JUDICIAL CONDUCT

The Commission on Judicial Conduct is a constitutionally created state agency in the judicial branch but separate from the court system. The commission consists of nine members: three state court judges or justices, three lawyers with at least ten years legal practice in Alaska, and three persons who are not lawyers or judges. The chief function of the commission is to investigate complaints of ethical misconduct against state judges and justices. The commission has the power to recommend that the supreme court sanction a justice or judge. Possible sanction recommendations include suspension, removal, retirement from office, or public or private censure. Since 1990, all formal hearings before the Commission on Judicial Conduct are public. In October 1997, the Commission held the first public hearing under the 1990 statute.

Staff continue to make a concerted effort to screen many complaints before they actually were filed with the Commission. Seven new jurisdictional complaints were filed in 2007. A total of eleven jurisdictional complaints were acted on in 2007. Of those eleven complaints, five had been filed in previous years. There was one formal proceeding in 2007 that was resolved by stipulation and approval by the Alaska Supreme Court. No formal charges were filed by the Commission in 2007.

Special committees of the Commission draft advisory opinions in response to written requests. In 2007, the Commission adopted one formal advisory opinion.

For more information regarding the Com-

mission on Judicial Conduct, call (907) 272-1033 or toll-free 800-478-1033.

THE ALASKA JUDICIAL COUNCIL

The Alaska Judicial Council is an independent judicial branch agency created by the Alaska Constitution. It has three main areas of responsibility. First, the council solicits, screens and nominates applicants for gubernatorial appointments for judicial vacancies and the Alaska Public Defender. The council nominates the most qualified applicants to the governor for appointment. Second, the council evaluates judges who appear on the ballot in retention elections. The council recommends whether the public should retain judges in office and publicizes the performance evaluation about judges. The council also evaluates retired judges who serve pro tem. Third, the constitution requires the council to conduct studies and make recommendations to improve the administration of justice in Alaska.

The Alaska Judicial Council is comprised of three non-attorney members appointed by the governor and subject to confirmation by a majority of the members of the state legislature, three attorney members appointed by the board of governors of the Alaska Bar Association who consider an advisory poll of Alaskan attorneys, and the chief justice (who serves as chairperson and ex officio member who votes only when his or her vote could affect the result). Council members serve staggered six year terms and are appointed with due consideration of geographical location and without regard to political consideration.

The Alaska Judicial Council must report to the Alaska State Legislature and the Alaska Supreme Court at least once

every two years. The council is assisted by an executive director and support staff.

For more information on the Alaska Judicial Council, call (907) 279-2526 or visit the Council's Internet site at www.aic.state.ak.us.

BUDGET AND FISCAL AFFAIRS

The Alaska Legislature annually appropriates monies for the operation of the Alaska Court System. A statewide budget for all trial courts, the appellate courts and court administration is prepared centrally by the administrative office.

The budget process for the court system begins with the submission of budget requests by the trial and appellate courts to the administrative director. The requests are reviewed with each judicial district's area court administrator and the clerk of the appellate courts. Then, these requests are modified to conform to the overall court budget plan. The court's budget request is reviewed and approved by the supreme court. Following legislative review and appropriation, funds are then allocated to the judicial districts, the appellate courts and the administrative offices.

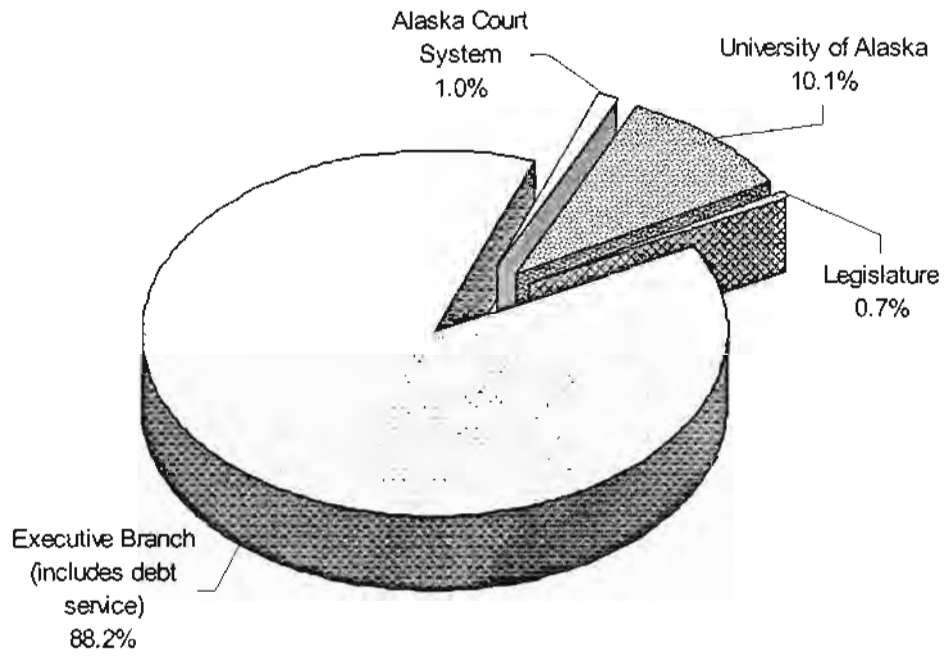
Since fiscal year 1997, the court has experienced an average annual growth rate of approximately 6% in its funding base. The court's FY 07 final authorized operating budget increased by \$10,150,000 from the FY 06 final authorized level. The additional funding was needed for increased salary and benefits costs, new judicial officers and related staff, lease expenses, and increased utilities. The court system's budget represents approximately 1.0% of the State's operating budget.

The actual expenditures incurred by the court system during fiscal year 2007 were \$74,861,600. These expenditures were incurred as follows: Administration, \$8,073,100; Appellate Courts, \$5,522,000; and Trial Courts, \$61,266,500. The Trial Courts total includes expenses of \$508,700 funded through federal and other granting agencies and \$922,200 funded through interagency receipts.

Personnel costs of \$57,558,300 represent approximately 77% of the total operating costs. Expenses for rent, maintenance, utilities, janitorial services and insurance on court facilities in fifty-seven locations across the state amounted to \$5,051,500. Jury fees totaled \$882,900. Approximately \$1,391,000 was spent for court system travel and juror transportation and living expenses. Other operating expenses of the court (including supplies, phones, postage, equipment rental, leasehold improvements and new equipment) make up approximately \$9,977,900 of the annual expenditures.

Revenues generated by the courts are deposited in the state general fund, except those originating from municipal ordinance violations, which are disbursed to the respective municipalities. During fiscal year 2007, the court system collected \$8,967,600 in revenues. Revenues from fines and forfeitures totaled \$5,451,000. Civil case filing fees (\$150 superior court, \$90 district court, \$40 small claims) totaled \$2,402,700. Clerical fees (notary, transcript, copies) and other miscellaneous receipts amounted to \$319,200. Cost recoveries totaled \$175,600 and interest on investments totaled \$619,100.

State of Alaska
Fiscal Year 2007
Percentage of Operating Budget



The State of Alaska FY07 Operating Budget = \$7,657,979,900

Year in Review



2007 HIGHLIGHTS

- Six new superior court judgeships created by the 2006 legislature (two in Anchorage, two in Palmer, and one each in Kenai and Fairbanks) were filled in FY07, giving the courts much-needed resources to address the increased workload from rising caseloads.
- In the second judicial district, all courts migrated to the court system's new case management system, CourtView. The courts in Palmer, Anchorage, Fairbanks, Nome, Kotzebue, Barrow and Unalakleet are now using the CourtView system. These courts handle approximately 68% of the court's caseload statewide. The new CourtView system provides greatly improved case management and research capabilities.
- The trial courts continue to experience a high level of judicial turnover. During FY 2007, eight new superior and district court judges were appointed.
- The court's Fairness and Access Implementation Committee, chaired by Justice Robert Eastaugh, began a series of community conversations, as a part of the Supreme Court's ten year follow-up to the original report developed by the court's Fairness and Access Committee: "Fairness and Access in Alaska's Courts: Ensuring Equal Treatment for People of All Races and Ethnicities." During FY 2007, this program was held in Bethel.
- Chief Justice Fabe began a series of "Open Court" programs throughout Alaska. These programs focus on topics of importance to local courts and communities, with an intention of involving local justice practitioners and the public to improve the operations of the justice system. In FY 2007, Open Court programs were held in Juneau (focusing on "closing the revolving door" of the criminal justice system, through therapeutic courts and community corrections), Ketchikan (focusing on therapeutic courts and responses to juvenile substance abuse) and Sitka (focusing on the rise of self-representation in courts).
- Judges throughout the state continue to work with schools and community groups to promote civic education and to encourage better public understanding of the justice system. Judges from all districts participate in Law Day programs. Law Day activities often involve mock trials, school tours of courthouses, public forums, and student contests.
- A major facility expansion was accomplished at the Bethel court, which added two courtrooms to accommodate new judicial officers. Also at the Bethel courthouse, plans were being finalized for a new security screening system (to be operational early in FY 2008) as part of the supreme court's commitment to upgrade security for jurors, litigants, court employees and the public at courthouses statewide.

FACILITIES

The Facilities department maintains court facilities in 47 communities throughout the state. These range from large multi-courtroom courthouses to one-room magistrate offices—from the 353,000 square feet of the Anchorage trial and appellate court facilities to the 160 square feet of the Unalakleet magistrate's office. Thirteen of these court locations are housed in buildings owned by the state. The remaining locations are housed in spaces leased from the private sector or from government. The court system occupies approximately 750,000 square feet of space statewide. Approximately 65 percent of the statewide court system space is located in Anchorage, Juneau, and Fairbanks.

During FY07 the court system has continued to balance competing needs: controlling cost, providing acceptable service levels in local communities, and ensuring the useful life of court facilities.

Building Upgrades and Expansion

Anchorage.

The Boney Courthouse continues to be renovated: projects include remodel of courtrooms and chambers to accommodate new judges and trial court proceedings upgrades to bring building systems and materials into compliance with current codes, and to correct deferred maintenance conditions.

Bethel.

A project to expand the courthouse to add two courtrooms, and related jury rooms and chambers to accommodate new judicial officers was completed and the space was occupied in January 2007.

Palmer.

Plans were developed to expand the

courthouse to add three courtrooms and related jury rooms and chambers to accommodate new judicial officers. The construction began in May 2007, with full occupancy expected by May 2008.

Kenai.

Plans were developed and a construction project awarded to add three courtrooms and associated spaces to accommodate new judges and future expansion for this location. Occupancy is expected by September 2008.

Sitka.

A remodel project to upgrade finishes and expand the jury seating area of the superior courtroom was completed.

Seward.

A remodel project to expand the courtroom and jury room to accommodate superior court proceedings was awarded and is in progress.

Fairbanks.

A new chambers was completed for the new judicial position funded in FY07 and a courtroom is in progress. This remodel will be completed in FY08.

Building System Replacements

Eight of the court system's thirteen buildings are over 30 years old. Many components, such as boilers, ventilation fans, cooling coils and floor finishes must be replaced as they wear out. As building inventory grows old, the cost of making these replacements exceeds the funding appropriated in the operating budget for routine annual maintenance. Accordingly, the need for capital funds to ensure the extended life of court buildings becomes significant. The court system has been fortunate to have replaced the oldest

buildings (constructed in 1952 and 1962) with new structures, but court buildings in Juneau, Ketchikan, Sitka, Kodiak, Valdez, Ft. Yukon, Delta Junction, and two in Anchorage currently need building system replacement work. With an appropriation received in FY07 some of this work is now scheduled for completion during FY08 for Palmer, Kenai and Anchorage.

Deferred Maintenance

Deferred maintenance needs at many court facilities are continuing concerns. In five of the last eight years (FY00, FY01, FY03, FY04, and FY06) the court system received appropriations for deferred maintenance projects. These funds were used for the highest priority projects, such as roof replacements, to ensure that buildings did not fail. But a backlog of \$3.3 million still remains of the \$14 million in deferred maintenance projects originally identified in 1993. The value of adequate routine and preventive maintenance is well documented. Without adequate maintenance, buildings will deteriorate at an accelerated rate, reducing the useful life of the facility. An example is the nine-story Juneau Dimond court and office building which continues to leak water at an ever-increasing rate as patch and repair efforts fail to provide a waterproof exterior wall system.

Juneau.

The structural plaza was re-surfaced, and various water-protection materials replaced in an effort to reduce leakage to the ground floor areas. This remedy was effective for the areas directly below the work. Additionally deteriorated wall and floor finishes were replaced in all courtrooms, and rusted railings were refinished.

Ft. Yukon.

Replacement of deteriorated flooring, piping, and fixtures, and asbestos

abatement were completed.

Service and Maintenance Contracts.

During the last three years, many of the janitorial, snow removal, and landscape maintenance service contracts have been rebid as they expired, resulting in increased costs for these contracts. Building maintenance tasks, particularly preventive maintenance, have not been reduced. Continuing such maintenance avoids adding to the backlog of deferred maintenance projects.

Leases.

Several facility leases expired or came up for renewal in FY07. Despite efforts to contain or reduce costs, most of the lease actions resulted in increased costs to the operating budget, in large part due to significant utility cost increases.

Energy Efficiency.

The court system has always focused on ensuring energy efficiency, but as energy rates rapidly escalate, this effort has become a greater priority. Energy efficiency has been maximized in the new Anchorage and Fairbanks courthouses, but several of the larger state-owned court and office buildings need improvements to make them more energy efficient, thus containing operating costs. Simple but effective improvements include the installation of motion and light level sensors as well as low watt, long-life fixtures designed to lower electricity consumption. Where this work has been performed, energy consumption has decreased significantly. In these types of projects, costs of installation are usually recouped during the first year of operation. Based on the recommendations of energy evaluations (which have occurred at all but a few court facilities) installation of appropriate devices and fixtures should take place. Energy consumption is audited yearly at court-owned facilities and adjustments

are made as appropriate to reduce consumption.

EMERGENCY RESPONSE

During FY07 the court system updated policies and procedures for emergency response and continuity of operations planning. Staff continued working with the executive branch to ensure that appropriate communication and cooperation occurs between the branches of government in circumstances requiring implementation of emergency-response plans. We are now working on specific response details for such emergencies as pandemic events.

SECURITY

The court system continues to plan for providing increased security at court buildings around the state. In the FY07 budget, the legislature appropriated funds for the third phase of a multi-year request for security projects. The court system began implementation of these projects in 2003. A major project to replace failing systems in Anchorage was completed in October 2007. Security upgrades were completed in Fairbanks and for the Anchorage parking garage, which received new lighting, painting and emergency pull stations to improve safety for employees and the public.

FISCAL OPERATIONS

Fiscal Operations is responsible for the financial affairs of the court system and the following centralized service divisions:

- *General Accounting* pays all court bills, collects and accounts for revenues, processes travel claims, and maintains court trust fund records.
- *Purchasing* procures supplies, equipment and contractual services and maintains supply and property inventories.
- *Finance* prepares and administers the operating and capital budgets, prepares legislative financial analyses, conducts internal audits, manages grant finances, establishes and monitors banking contracts, and develops and administers fiscal policy for the trial and appellate courts.
- *Jury Management* maintains the master list of jurors, coordinates the preparation and distribution of juror qualification questionnaires, and assists the courts in selecting jury panels, analyzing juror usage and paying jurors. This section also enters traffic dispositions into ASPIN and conducts criminal records checks.
- *Records Management Services* is the central collection point for all case files that need to be microfilmed and for long-term storage of audio tapes and digital recordings of court proceedings. Annually, Record Management Services converts an average of 3,000,000 documents from paper to microfilm and indexes and

stores the court's audio tapes and digital recordings statewide.

- *Supply* receives, stores, and issues supplies and forms to courts statewide.
- *Mailroom* handles mail services for the administrative offices and the Anchorage trial courts.
- *Print Shop* provides centralized offset printing and duplication services for the court system and other judicial agencies, producing over 10 million documents each year.

During FY07, Fiscal Operations participated in the following projects and activities:

Case Management Project.

CourtView, the court's automated case management system, continued to impact Fiscal Operations in FY07. Courts throughout the state manage separate trust accounts. In FY07, the courts of Barrow, Nome, Kotzebue and Unalakleet were converted to the new case management system (joining the Anchorage, Fairbanks and Palmer courts, which have been using CourtView) and became part of the centralized accounting effort. The transition to centralized accounting has resulted in a significant savings of trial court staff time now that the printing, signing and mailing of checks are completed by the Revenue and Trust division. Additionally, as funds are aggregated into a single account versus separately, the court system is able to achieve higher rates of interest from the financial institution which manages the court system's Trust accounts. Late last fiscal year, the court system implemented

E-pay, which enables customers to pay fines and other court costs online through the internet. This payment option continues to grow in popularity.

The Revenue and Trust Division continued to monitor financial activities at each court location through a review of reports submitted by the courts, independent confirmations of bank account balances, and examinations of financial transaction documents prepared by court staff. Audits and onsite assistance were rendered to the Barrow, Nome, Kotzebue, Unalakleet, and Bethel courts. Training for managing court finances is conducted telephonically on a regular basis for clerks of courts and bookkeepers.

Records Management Division.

During fiscal year 2007, the Records Management Services (RMS) Division implemented substantial changes in its records management processes. With capital funding appropriated to the court to improve public access to its case records, RMS purchased the necessary equipment and software to begin scanning case files and making them available to court employees and to the general public statewide. As more records are converted from paper to electronic images, case file records can be accessed through the court system's intranet. The first records were imaged in November, 2006. By the end of FY07 over 1,336,000 images (pages) consisting of over 36,900 case files were imaged and made available electronically. Imaged records are much easier to access than records formerly archived only on microfilm. The court system will continue to microfilm its case records through a process that efficiently records the imaged record to film. The microfilm will be retained and stored offsite, but is unlikely to be accessed with any frequency as the imaged records are

much more accessible and user-friendly.

Data Warehouse Project.

The court system is participating in the executive branch's effort to replace current financial, payroll and human resources' reporting tools, which are inflexible and difficult to manage. The Alaska Data Enterprise Reporting (ALDER) project will integrate data from multiple systems into a unified environment for simpler and more effective user reporting. The court system has ongoing representation on the committee that is directing and testing this project which is expected to be completed in FY08.

Increased Number of Judges and Judicial Salary Increase

Through SB 237 chartered in FY06, the court system received six new superior court judges – two in Anchorage, two in Palmer, one in Fairbanks and one in Kenai. The additional judicial resource was approved to assist the justice system with its backlog of cases. This legislation also resulted in other justice agencies receiving additional resources to support the statewide effort to address backlogged and increasingly complex case loads.

SB 237 also approved an approximately 30% salary increase for the Alaska Court System's judges. As adjusted for geographical cost differences, judges working in Alaska ranked near the bottom of the pay scale when comparing their salaries against those of judges in the 49 states that reported this information to the National Center for State Courts.

Procurement of Network Services.

The Purchasing Division entered into multiple formal procurement contracts during FY07. As a result of one of these

competitive bidding processes, the court system entered into a contract with General Communications Incorporated for the provision of wide area network services. These services were previously procured through an interagency agreement with the state, but the implementation of the court system's case management system required the pursuit of services specifically designed for the court system and its network infrastructure.

Employee Achievement Awards.

During FY07 two divisions within Fiscal Operations received Employee Achievement Awards. The Employee Achievement Award recognizes employees who have initiated innovative improvements, timesaving techniques, and/or procedural changes that increase efficiency. The Records Management Division received the award for implementing and embracing the many changes involved with the transition from microfilmed records to scanning and production of electronic records. The following staff receiving this award: Sylvester Perry, who served as the acting supervisor of this division for over a year, Piang T. Daigger, John DeClue, Linda Bright, Darlene Melickian, Miriam Tisdell, Inna Boiko, and Elaine White.

The Revenue and Trust Division, which is staffed by Renie Ludwig, Judy Nettle and Birdie Jones, received the 4th quarter's award for their successful implementation of centralized accounting services, which has resulted in significant time and cost savings for the trial courts.

HUMAN RESOURCES

The Human Resources (HR) Department provides services to court system employees and members of the public throughout Alaska. The department is responsible for payroll, recruitment, position classification, compensation, employee relations, personnel records, and information related to the retirement and benefits system.

Payroll

Time and attendance information, leave cash-ins, and leave donations are calculated and entered into the state payroll system semi-monthly. Other payroll transactions include processing employee appointments, separations, transfers, promotions, merit and longevity increases, reclassifications, and general pay increases. Payroll reports are verified and compensation is issued through electronic deposits or on-line warrants. Payroll staff conducts pay and leave audits, responds to pay and benefit inquiries from court system employees and supervisors, and provides employment verification to lenders and other agencies. The HR Department provides a weekly orientation session for new employees to advise them of court rules and policies, to review payroll and benefit information, and to assist with completion of initial hire paperwork.

Recruitment

The recruitment function includes the advertisement of positions and the collection and screening of applicants. The court system uses Workplace Alaska, the on-line recruitment system used by the executive branch, to fill most court vacancies. Special recruitment efforts may be used for magistrates, standing masters, and other specialized

positions in the exempt or partially exempt service. The court system regularly recruits throughout Alaska, and occasionally throughout the United States. In an effort to reach the largest possible pool of qualified applicants, and to attract applicants from diverse ethnic and cultural backgrounds, recruitment bulletins are distributed to a wide variety of organizations.

Classification

In accord with statutes and court rules, the HR Department maintains the court's classification and pay plan. This involves the development and revision of class specifications for the classified and partially exempt services, creation and classification of permanent and temporary positions, and the periodic review of individual positions to ensure allocation to the appropriate job class. Job descriptions, interviews with employees and supervisors, and other information are used to determine the proper classification of each position. In FY07, the HR Department completed a major classification study of the work performed by in-court clerks and began a classification study of the work performed by magistrates, standing masters, and committing magistrates.

Employment Law Administration

The HR staff administers state and federal employment laws for the court system. These include the Family Medical Leave Act and the Alaska Family Leave Act, the Fair Labor Standards Act, the Americans with Disabilities Act, Workers Compensation, and laws relating to discrimination and harassment.

Personnel Rules

The Human Resources Department is responsible for the review of the court's personnel rules. HR staff provides information and assistance to managers and employees regarding the application and interpretation of the rules.

Employee Relations

The Human Resources staff provides assistance to supervisors and employees to resolve employment conflicts and investigate allegations of misconduct. HR notifies supervisors when performance evaluations are due, assists them in the preparation and review of performance evaluations, investigates evaluation disputes, and helps in the development of performance improvement plans.

Professional Development

The Human Resources Department works in conjunction with the Resource Development Officer and the Area Court Administrators to provide a variety of training and development opportunities to court employees. HR assists in development of training to enhance the professional development of employees at all levels of the classified and partially-exempt services.

INFORMATION SERVICES: COURT TECHNOLOGY

The Information Services Department ("IS") is responsible for information technologies in the trial courts, the appellate courts, and the court system's administrative offices. This includes procurement, development, installation and maintenance of various technologies statewide. The department is organized into the following teams:

Network Services Team.

The Network Services Team is responsible for the management of networks and servers for all court locations. Services provided include e-mail, web services, the Court's dedicated WAN (Wide Area Network) services and all connectivity technologies for court staff as well as government entities outside the courts and the public. The Network Services Team is responsible for the security of the various systems, the integrity of the databases, and business continuity.

Technical Services Team.

The Technical Services Team is responsible for the installation and maintenance of over 1300 computers and 500 printers for over 800 users in the courts. This team ensures the daily operation of computers, printers, applications, telephones, audio recording, video, imaging (scanning), and security (alarms), and related cabling infrastructure. Technical Services receives and evaluates new technology, preparing it for use with current systems and applications, and provides, maintains, and demonstrates technology for various events and training forums.

HelpDesk Services.

As the court adopts new technologies, all users, internal or external, need a quality HelpDesk service. Because most of the questions coming to the HelpDesk revolve around court applications, technical equipment and networking, the IS HelpDesk is staffed by both trainers and technicians. The staff's primary responsibilities are to monitor each issue, to help ensure a timely resolution to all requests and to focus on the continuous improvement of customer service.

Applications Development.

The Applications Development Team is responsible for the development, procurement, maintenance and management of application software. Areas of responsibility include desktop applications (such as Microsoft Office products), web applications, provision of court case information, electronic data exchanges, and the management of court's information data warehouse. In addition, the team provides application integration and report development services for all technology development projects.

Case Management System Team.

The primary objective of the Case Management System (CMS) Team is to implement the new CourtView case management system in the courts. At the time of implementing CourtView, the CMS Team also implements a file management system called TrakMan. The team installs the new systems at courts, maintains the tables required by the system, develops modifications of the system, tests new applications, works with court staff to standardize procedures, develops training materials, and provides staff for the IS Help Desk. In FY07, the CMS team successfully implemented

CourtView and TrakMan in Barrow, Kotzebue, Nome and Unalakleet. Other important projects implemented and completed by the CMS team include: development of the electronic ticket interface with the Anchorage Police Department; implementation of e-pay of fines and surcharges for minor offense citations through the court's website; development of an electronic report of dismissed charges to the Department of Public Safety; implementation of improved CourtView forms making it easier for staff to create documents; and the development and deployment of numerous Alaska modifications to CourtView.

Integrated Justice Services.

The Integrated Justice Services group chairs weekly meetings of the Multi-Agency Justice Integration Consortium (MAJIC), a team of state and local agencies formed in 2002 to improve electronic data sharing. The group is responsible for documenting data flow of information throughout the criminal justice system, ensuring that data exchange projects conform to state and national data standards, and educating agencies about data exchange standards, tools and best practices. The Integrated Justice group also represents the court on the state's Traffic Records Coordinating Committee, another interagency group dedicated to improving the flow and quality of electronic data. This coordination guarantees that the court's best interests are met in designing and implementing statewide integrated justice systems and information sharing projects. It minimizes redundant data collection and helps make critical information available to authorized users to enhance the quality of decision-making and improve public safety. Establishment of interagency governance structures and adherence to national data exchange standards enables the court to obtain

federal funding for automated data exchange projects. In FY 2007 the court worked with the Department of Transportation and local law enforcement agencies to implement a statewide uniform citation form that can be filed electronically. The integrated justice group obtained federal grant funding for four positions to help improve automation of citation processing. The court also published specifications for automated reporting of court dispositions to the Division of Motor Vehicles.

Priorities.

CourtView, the new automated trial court case management system, is the IS Department's highest priority. Installation began as a pilot in August 2002 at the Palmer courthouse, followed by installation at Anchorage, the state's largest court, in October 2003.

Installation in Fairbanks, the state's second largest court, was completed in October 2004. Barrow, Kotzebue, Nome and Unalakleet had their installation completed in March 2007. Approximately 68% of court case information in Alaska is available in the CourtView system. CourtView will be installed in all court locations statewide. The next group will be smaller courts around Fairbanks (Healy, Nenana, Tok, Delta Junction, Fort Yukon and Galena) where CourtView will be installed beginning in February 2008.

CourtView replaces the old "RUG" information system and provides a wide range of services not previously available through "RUG". The new system supports electronic data exchanges with other agencies, electronic filing, electronic payments of fees and fines, and Internet access to court records. Internet access to court records was implemented in July 2005. Acceptance of electronic payments over the Internet was implemented in August 2006 (for certain types of

payments), and an electronic data exchange with the Municipality of Anchorage for minor offense cases was completed in March 2006. The court also added a new report distribution system that provides the ability to electronically schedule and distribute court calendars and statistical reports from the new case management system.

The JuryView system has been implemented for all clerical functions for the Anchorage Jury Clerk's office; Anchorage went live (successfully) with the grand jury selection process on April 26, 2007 and will be live for grand jury hearings beginning May 14. The court converted the Jury Master List for three trial sites (Anchorage, Whittier, and St. Paul) to the JuryView system. The new juror payment system in compliance with the state's accounting system is fully integrated with JuryView to provide speedy pay process to jurors with less processing cost to the court.

Work in Progress in FY 07:

- Improving document imaging and access to imaged documents
- Changing in-court procedures
- Completing the move to a court system wide-area-network (WAN) separate from the state's WAN
- Expanding Jury Management with the JuryView system to enhance services to jurors and potential jurors
- Planning for the new appellate case management system
- Continuing to rollout CourtView
- Replacing of Anchorage campus security system

- Integrating document imaging with electronic work flow process

JUDICIAL OUTREACH

The court system's judicial outreach activities for FY 07 continued to focus on enhancing public understanding of our justice system by advancing law-related education, fostering community involvement, and promoting American justice principles internationally.

Law Related Education.

The Alaska Teaching Justice Network (ATJN), a joint project of the Alaska Court System and the Alaska Bar Association, continued to play a key role in promoting law-related education (LRE) and civic learning opportunities in our state. In June 2007, the ATJN presented its third *Educating on Law & Democracy* institute for teachers in conjunction with the Anchorage School District's Summer Academy. Fifteen civics and government teachers from across the state spent two days learning about best practices in law-related education from national trainer Margaret Fisher, LRE Coordinator for Washington State Courts.

Also, the ATJN concluded the two-year *Alaska Civic Learning Assessment Project* in November 2006, with publication of its final report, *Advancing the Civic Mission of Alaska's Schools*. The project was undertaken in conjunction with UAA's Institute of Social and Economic Research to identify current civic learning opportunities statewide and to assess the state of civil knowledge of Alaska's youth. Supported by a grant from the national *Campaign for the Civic Mission of Schools*, the project helped foster renewed commitment to civic learning among lawyers, judges, educators, legislators, youth organization leaders and others in our state. Although the project is completed, the court system remains involved in efforts to promote civic learning. Long-time educator Mary

Bristol, chair of Alaska's delegation to the U.S. Congressional Conference on Civic Education, presented the ACLAP report to the Alaska Legislature during the 2007 session. In May 2007, the legislature adopted a resolution establishing the *Citizen's Advisory Task Force on Civics Education Policy*. The court system has a representative on the Task Force, which met during the fall of 2007 and expects to present its recommendations to the legislature in February 2008.

In FY 07 the court system continued its instrumental role in promoting Law Day, the national celebration of our country's legal system. Through collaboration with the Alaska Bar Association, judicial officers and attorneys teamed up to visit schools and community groups to address the 2007 Law Day theme, *Liberty Under Law: Empowering Youth, Assuring Democracy*. Hundreds of youth statewide participated in mock trials, essay contests, art contests and other unique opportunities to learn about their rights and responsibilities as citizens. In addition, the court system developed a statewide Law Day photo-text exhibit, *Rise & Shine: Alaska's Youth Celebrate Citizenship*, which featured youth from across the state involved in law-related education and civic learning programs.

For the fifth year, the Alaska Court System co-sponsored the *Color of Justice* program, an initiative of the National Association of Women Judges (NAWJ) designed to encourage young women and youth of color to pursue careers in the judiciary. Over 120 high school students attended the two-day session in Anchorage on June 21-22, 2007, which took place at both UAA and the Alaska Court System. Volunteer lawyers, judges, law professors, and law students joined in

efforts to ensure meaningful and interactive presentations on a range of legal topics. In addition, many students stayed overnight in the UAA dorms, providing an introduction to campus life. For the first time, this year's *Color of Justice* program included a half-day workshop for college students and adults interested in attending law school. The session, held June 23, 2007, brought together approximately 30 young people, law school admissions officers, UAA representatives and members of the Anchorage legal community for discussion and exchange on preparing for law school and the admissions process. The *Color of Justice* program has been a successful program for fostering both law-related education and future diversity in the judiciary. Planning is underway for 2008, when we hope to once again introduce young people across the state to the variety of careers available to them in law and the judiciary.

Fostering Community Involvement.

During FY07, the court system participated in a variety of forums to help educate the public about the rule of law and our justice system. In February 2007, Chief Justice Fabe initiated *Open Court*, a series of public forums at superior court locations across the state designed to address specific issues of concern to local communities. In 2007, *Open Court* forums were held in Juneau, Ketchikan, Sitka, Anchorage and Kodiak. Forum topics have included therapeutic courts, community corrections, juvenile substance abuse, the rise in self-representation, and the importance of alternative dispute resolution in family cases, and each forum has succeeded in identifying useful and concrete steps for court improvement. In 2008, *Open Court* forums will be held Barrow, Dillingham, Fairbanks, Kotzebue, and Nome.

Also during FY07, the court system helped co-sponsor a new program to address Alaska's high rates of recidivism. In cooperation with the National Association of Women Judges and Hiland Mountain Correctional Center, the first *Success Inside and Out* conference was launched in November 2006, with the goal of helping incarcerated women prepare for the transition to life outside prison. The program provides valuable information and support to women prior to their discharge, to improve their chances of success in the community. Volunteer professionals offer workshops on topics that range from securing stable housing and employment to managing finances and maintaining healthy lifestyles. The second annual *Success Inside and Out* conference took place in November 2007, and the program continues to show great promise in helping close the revolving doors of our state's jails.

International Justice Activities.

The court system continues to play an active role in the Khabarovsk-Alaska Rule of Law Partnership, a judicial exchange program with the Russian Far East. The program sends Alaskan judges and attorneys to Russia annually, and hosts visiting delegations of Russian judges and attorneys through the Library of Congress Open World Program. The project is designed to allow Russian and American judges and attorneys to learn more about each other's justice systems.

LAW LIBRARY

The court system maintains law libraries at seventeen court locations for the use by the judiciary, attorneys, and the general public. The Anchorage location is the administrative headquarters of the library system and is the state's most comprehensive legal research facility. This library maintains a comprehensive collection of state and federal statutory, regulatory, and case law; legal encyclopedias and reference materials; treatises and looseleaf services; law reviews and journals; and selected government documents. Some of the most frequently used items are older versions of various treatises, regulations and statutes.

Services.

Library staff in Anchorage, Juneau, Fairbanks, and Ketchikan provide reference services. The library accepts reference requests statewide via telephone, fax, and email. In FY07, the library acquired a toll-free number, 888-282-2082, for callers within the state. Document retrieval and interlibrary loan services are available for court staff and members of the bar. During FY07, Anchorage library staff responded to 5,679 reference inquiries and completed 1,168 circulation/document delivery transactions.

Web Resources.

The library continues to manage the Alaska Court System website (www.state.ak.us/courts). Visits to the website in FY06 averaged 95,181 per month. This is a 20% increase over FY06. As more court business is handled online, this number should continue to increase. The law library web page (www.state.ak.us/courts/library.htm) provides access to a searchable catalog

of library holdings statewide plus links to a variety of legal research web resources.

Public Access to Online Legal Research Services.

All library locations have computer terminals for free public access to computer assisted legal research. From the court system website, users can access Alaska primary resources. These include the Alaska Case Law service, Alaska statutes, administrative code, municipal codes, and more.

Westlaw patron access allows users in all law library locations to use searchable full-text databases including state and federal primary law, legal periodicals, and selected secondary sources. Several library locations also have access to HeinOnline, an image-based collection of legal materials, including over 1,200 journals, the Code of Federal Regulations, Federal Register, U.S. Statutes at Large, and more. While the Kenai law library is closed during the renovation of the courthouse, the law library computer has been relocated across the street to the Kenai public library.

Library Outreach.

During FY07, librarians presented a variety of trainings around the state. New law clerks are trained on Westlaw. Librarians presented CLEs on administrative law resources, estate planning resources, and free Internet legal resources. The library's new toll-free number is intended to provide easier communication with the Anchorage reference desk for users state-wide.

Library Software and Server Upgrades.

In order to provide up-to-date management operations and user

services, the library is transitioning to a fourth generation Integrated Library System (ILS). Staff and public will access the library database via a web interface and processing applications will move off PC workstations and onto external servers. Progress so far includes the installation of new MS SQL database and report generation servers. The new ILS was to be based on Horizon software from SirsiDynix, one of the leading information technology providers to libraries worldwide. The recent purchase of SirsiDynix by Vista Equity Partners and the resulting decision to consolidate their various products into a single ILS platform has put the library's transition plans temporarily on hold.

LEGISLATIVE DEVELOPMENTS

During the 2007 regular session the legislature passed an omnibus crime bill that included several substantive and procedural changes likely to affect the court system. Of particular note are provisions that direct the Division of Motor Vehicles to place an alcohol restriction on a person's driver's license or state identification card if the person has been convicted of DUI or refusal, and as a part of his or her sentence or as a condition of probation, the person has been ordered to not consume alcohol. The restriction remains on the license or ID card for the period of time imposed by the court.

The bill does not change the laws governing when or whether a judge imposes an alcohol restriction and it does not impose a duty on alcohol licensees to check for identification. It does, however, allow a licensee to seek a \$1,000 civil penalty against a person who attempts to obtain or consume alcohol while subject to a court order that prohibits alcohol consumption. This is similar to the \$1,000 penalty that is currently available to licensees in cases where a minor attempts to obtain alcohol.

Among other changes, the crime bill also increases from 48 hours to seven days the amount of time that must elapse between bail review hearings; establishes statutory criteria for the award of "Nygren" credit; limits the time available to a defendant applying for post-conviction relief based on a claim of ineffective assistance of counsel during an earlier post-conviction relief application; and prohibits the award of good time credit to a prisoner for time spent in a treatment program, in a private residence or while on electronic monitoring.

The legislature also rewrote many of the state's ethics laws. Although most of the provisions are limited to lobbyists and officials in the executive and legislative branches, several changes relating to the content and form of financial and election-related reports apply to judges as well. One such change reduces from \$1,000 to \$500 the minimum level of income received by a judge that triggers a financial reporting requirement.

Finally, at the request of the court system, the legislature appropriated funds necessary to increase the fees paid to attorneys who accept court appointments under Administrative Rule 12(e) of the Alaska Rules of Court. Effective July 1, 2007, the fee increased from \$40/hour to \$75/hour. The court system hopes that the higher fee will increase the number of attorneys willing and able to accept Rule 12(e) cases.

TRAINING AND DEVELOPMENT

The Training and Development Group designs and implements training for court employees and is responsible for planning and coordinating the court system's annual educational conferences for judges, magistrates, and clerks of court.

Training.

Court system training is designed to maintain and improve employee competency with the goal of enhancing the performance of the entire court system. During FY07 the court's Resource Development Officer worked with the Human Resources Department, Area Court Administrators, clerks of court, and Administrative office department managers to train non-judicial employees in discriminatory and sexual harassment prevention, diversity awareness, professional ethics, conflict resolution, problem solving, communication skills for internal and external customers, giving legal information vs. legal advice, and general supervisory competencies.

Educational Conferences.

Two judicial conferences were held during FY06. In October 2006, judges attended a two-day conference that focused on domestic violence, opinion writing and other topics. In May 2007, judges joined Alaska Bar members in Fairbanks for the annual joint Alaska Bar Convention and Judicial Conference. The conference included workshop sessions on U.S. Supreme Court opinions, Alaska Appellate update, case management, courtroom control and therapeutic courts. In addition, a special conference for newer judges was held in January 2007.

A statewide magistrate conference was held in Anchorage in the fall of 2006.

Statistical Summaries



SUPREME COURT ACTIVITY

Filings: During FY 07, 413 cases were filed in the supreme court, a 13% increase from the 364 cases filed in FY 06. Appeal filings increased by 2%, while petitions for hearing were up 77% and petitions for review decreased 7% from the previous year. The category that includes bar matters, federal certification matters, and original applications increased by 26%. For details about filings in various categories of cases from FY 03 through FY 07, see Table III.

Dispositions: The supreme court disposed of 404 cases in FY 07, a 5% increase from the 386 dispositions in FY 06. The court issued 114 full opinions, 23 MO&Js, and five published orders. For details about dispositions by case type in FY 07, see Table II. For comparisons of dispositions by case type from FY 03 through FY 07, see Table III.

Pending Caseload: On June 30, 2007, 431 cases were pending, 5% more than the 412 cases pending at the end of FY 06. 60% of these pending cases were at a stage prior to submission to the court (filing pending, awaiting settlement conference, awaiting record or transcripts, awaiting briefs, awaiting argument or conference, or awaiting response to a petition). Three percent were stayed or were awaiting rehearing or record return prior to closing, and the remaining 37% were under advisement (submitted to the court but awaiting circulation of a draft opinion, publication of an opinion, or decision on a petition). For a comparison of cases pending at year's end according to case type from FY 03 through FY 07, see Table III. For a breakdown of reasons for cases pending at the end of FY 07 according to case type, see Table V.

Time Required for Disposition of Cases: In fifty percent of appeals decided by opinion or MO&J, the time from submission (usually the date of oral argument or conference on the briefs) to publication of a decision was 8 months or less. Fifty percent of petitions, bar matters, and original applications were completed (from opening to closing) in 2.7 months or less. Additional information about time to disposition can be found in Table VI.

**Supreme Court
Summary of Filings
FY04 - FY07**

Type of Case	FY04	FY05	FY06	FY07	Change	
					FY04 to FY07	FY06 to FY07
Civil Appeals	256	272	216	221	-14%	2%
Petitions for Hearing	79	74	57	101	28%	77%
Petitions for Review	66	79	72	67	2%	-7%
Bar/Orig App/Fed Cert/Election	14	17	19	24	71%	26%
Total	415	442	364	413	0%	13%

**Supreme Court
Summary of Dispositions
FY04 - FY07**

Type of Case	FY04	FY05	FY06	FY07	Change	
					FY04 to FY07	FY06 to FY07
Civil Appeals	238	256	221	228	-4%	3%
Petitions for Hearing	80	76	63	89	11%	41%
Petitions for Review	66	78	78	60	-9%	-23%
Bar/Original Applications	11	16	24	27	145%	13%
Total	395	426	386	404	2%	5%

**Supreme Court
Disposition by Type of Disposition*
FY07**

Type of Case	Disposition by		Total
	Merit	Not on Merit	
Civil Appeals	149	79	228
Petitions for Hearing	7	82	89
Petitions for Review	9	51	60
Bar/Orig App/Fed Cert/Election	16	11	27
Total	181	223	404
% of Total	45%	55%	100%

* This chart includes petitions that were granted during the fiscal year. Those cases are not closed when the petition is granted, but instead typically proceed through full briefing, oral argument or conference, and finally the opinion of the court. Thus the case is not likely to be closed during the fiscal year when the petition was granted. The totals on this chart may therefore differ from the total number of dispositions on other charts that simply count cases closed.

**Supreme Court
Cases Pending
FY04 - FY07**

Type of Case	FY04	FY05	FY06	FY07	Change	
					FY04 to FY07	FY06 to FY07
Civil Appeals	349	342	357	357	2%	0%
Petitions for Hearing	36	32	28	41	14%	46%
Petitions for Review	26	26	22	29	12%	32%
Bar/Orig App/Fed Cert/Election	9	10	5	4	-56%	-20%
Total	420	410	412	431	3%	5%

**Supreme Court
Reasons for Cases Pending
June 30, 2007**

Type of Case	Cases Awaiting											Total
	Filing Pending	Settlement Conference	Record/ Transcript	Briefs	Argument/ Conference	Draft Opinion	Draft Opinion Circulating	Petition Response	Petition Decision	Rehearing/ Record Return	Stay/ Remand	
Civil Appeals	15	4	37	129	27	76	55	0	0	13	1	357
Petitions for Hearing	9	0	0	3	1	1	3	8	16	0	0	41
Petitions for Review	6	0	0	4	1	2	2	5	9	0	0	29
Bar/Orig App/Fed Cert/Election	0	0	0	1	0	1	0	1	1	0	0	4
Total	30	4	37	137	29	80	60	14	26	13	1	431
% of Total	7.0%	0.9%	8.6%	31.8%	6.7%	18.6%	13.9%	3.2%	6.0%	3.0%	0.2%	100.0%

COURT OF APPEALS ACTIVITY

Filings: During FY 07, 270 cases were filed in the court of appeals, a 28% decrease from the 374 filings in FY 06. The FY06 number was higher due to the large number of appeals filed following the United States Supreme Court's decision in *Blakely v. Washington*, 542 U.S. 296 (2004), relating to the constitutionality of sentencing guidelines. 203 merit appeals were filed in FY 07, a 35% decrease from the previous year. Sentence appeal filings were up 19%, from 26 in FY 06 to 31 in FY 07. 35 petitions for review and petitions for hearing were filed, a 6% increase from FY 06. For a comparison of filings in various case categories from FY 03 through FY 07, see Table IX.

Dispositions: The court of appeals disposed of 301 cases in FY 07, a 30% increase from the 232 dispositions in FY 06. The court issued 57 full opinions and 148 memorandum opinions. For details about the types and caseload composition of dispositions in FY 07, see Table VIII. For comparisons of dispositions by case type from FY 03 through FY 07, see Table IX.

Pending Caseload: On June 30, 2007, 661 cases were pending before the court of appeals, a 1% decrease from the 669 cases pending at the end of FY 06. 83% of these cases were at a stage prior to submission to the court (filing pending, awaiting record, awaiting briefing, awaiting conference or oral argument, or awaiting response to a petition). Four percent were stayed or were awaiting rehearing or record return prior to closing, and the remaining 13% were under advisement (submitted to the court but awaiting circulation of a draft opinion, filing of an opinion, or a decision on a petition). For a comparison of cases pending at year's end according to case type from FY 03 through FY 07, see Table IX. For a breakdown of reasons for cases pending at the end of FY 07 according to case type, see Table XI.

**Court of Appeals
Summary of Filings
FY04 - FY07**

Type of Case	FY04	FY05*	FY06*	FY07	Change	
					FY04 to FY07	FY06 to FY07
Merit Appeals	162	392	310	203	25%	-35%
Sentence Appeals	27	32	26	31	15%	19%
Petitions for Review/Hearing	29	48	33	35	21%	6%
Original Applications	1	3	5	1	100%	-80%
Total	219	475	374	270	23%	-28%

* FY05 and FY06 filings include cases filed under Blakely v. Washington

**Court of Appeals
Summary of Dispositions
FY04 - FY07**

Type of Case	FY04	FY05	FY06	FY07	Change	
					FY04 to FY07	FY06 to FY07
Merit Appeals	216	193	159	228	6%	43%
Sentence Appeals	41	29	32	32	-22%	0%
Petitions for Review/Hearing	28	39	35	40	43%	14%
Original Applications	0	1	6	1	100%	-83%
Total	285	262	232	301	6%	30%

**Court of Appeals
Disposition by Type of Disposition
FY07**

Type of Case	Disposition by		Total
	Merit	Not on Merit	
Merit Appeals	178	50	228
Sentence Appeals	22	10	32
Petitions	12	28	40
Original Applications	0	1	1
Total	212	89	301
% of Total	70%	30%	100%

**Court of Appeals
Cases Pending
FY04 - FY07**

Type of Case	FY04	FY05*	FY06*	FY07*	Change	
					FY04 to FY07	FY06 to FY07
Merit Appeals	279	463	629	623	123%	-1%
Sentence Appeals	27	30	24	23	-15%	-4%
Petitions	11	18	16	14	27%	-13%
Original Applications	1	2	0	1	0%	100%
Total	318	513	669	661	108%	-1%

*FY05 - FY07 Cases Pending include cases filed under Blakely v. Washington.

**Court of Appeals
Reasons for Cases Pending
June 30, 2007**

Type of Case	Cases Awaiting										Total
	Filing Pending	Record/ Transcript	Briefs	Argument/ Conference	Draft Opinion	Draft Opinion Circulating	Petition Response	Petition Decision	Rehearing/ Record Return	Stayed/ Remanded	
Merit Appeals	94	138	279	12	50	25	0	0	16	9	623
Sentence Appeals	1	4	10	2	2	3	0	0	1	0	23
Petitions/ Post-Conviction Relief	6	0	1	1	4	0	1	1	0	0	14
Original Applications	0	0	1	0	0	0	0	0	0	0	1
Total	101	142	291	15	56	28	1	1	17	9	661
% of Total	15.3%	21.5%	44.0%	2.3%	8.5%	4.2%	0.2%	0.2%	2.6%	1.4%	100.0%

TRIAL COURT ACTIVITY

Filings: During FY07, 153,000 cases were filed in the trial courts, a slight decrease over the 155,291 filings reported in FY06. Criminal case filings continue to rise, however. Felony filings increased by 6.6 percent between FY06 and FY07 and have increased by 12.5 percent since FY05. In Anchorage, felony filings increased by 18.5 percent between FY06 and FY07 and by 33.4 percent between FY05 and FY07.

Dispositions: The trial courts disposed of 162,445 cases in FY07, a slight increase over the 162,256 dispositions reported in FY06. The clearance rate for the trial courts was 106 percent in FY07, meaning that the courts were both keeping up with their incoming caseload and reducing the backlog of cases awaiting disposition.

Explanatory Notes:

Felony and Misdemeanor Cases: Most felony cases are initiated in district court and transferred to superior court after indictment by a grand jury or after the filing of information in superior court. Since most of the activity in a felony case occurs in the superior court, felony cases are reported as **superior court filings** regardless of where the case began. A chart showing felony cases initiated in the district courts is provided for informational purposes. See S-53. Although the numbers reported in this table are not included in the district court totals, they should be considered when evaluating the workload of a district court.

Criminal cases are categorized based on the most serious charge. For example, if a defendant is charged with a felony and two misdemeanors, the case is counted as a felony. If the prosecutor subsequently reduced the felony charge to a misdemeanor, the case is still counted as a felony, since most of the work associated with the case takes place in superior court.

The criminal filing statistics in this report include only new case filings. They do not include petitions to revoke probation or other proceedings that cause the court to reopen a case. Petitions to revoke probation significantly impact the trial court workload. Anchorage judges, for example, handled 2,217 felony petitions to revoke probation in FY07 and 6,096 misdemeanor petitions to revoke probation. Criminal case dispositions include only new case dispositions. They do not include dispositions of petitions to revoke probation.

Domestic Violence Cases: Although domestic violence and stalking cases may be filed in either district or superior court, the vast majority of these cases are handled in the district court. In this report, all domestic violence and stalking cases are counted as district court cases to make it easier to see the total number of cases that are filed.

Computerized & Non-Computerized Courts: The district courts are still categorized as "computerized" and "non-computerized" courts even though all courts now have some form of computerized case management system. The "computerized" courts tend to be the larger district court sites, while the "non-computerized" courts are usually small magistrate posts with a very limited caseload. The court system is in the process of installing a new statewide case management system, called "CourtView." The new system is currently operating in Anchorage, Palmer, Fairbanks, Nome, Barrow, Kotzebue, and Unalakleet.

**Table I
Trial Court Filings Summary
FY 07**

Court	Superior Court		District Court				Total	
	Filings	% of S. C. Total	Non-Minor Off Filings	Minor Off Filings	Total Filings	% of D. C. Total	Filings	% of Statewide
Anchorage	9,232	46.5%	24,905	25,011	49,916	37.5%	59,148	38.7%
Barrow	213	1.1%	684	384	1,068	0.8%	1,281	0.8%
Bethel	906	4.6%	1,920	322	2,242	1.7%	3,148	2.1%
Cordova	0	0.0%	185	130	315	0.2%	315	0.2%
Craig	0	0.0%	438	297	735	0.6%	735	0.5%
Delta Junction	0	0.0%	160	1,108	1,268	1.0%	1,268	0.8%
Dillingham	282	1.4%	737	190	927	0.7%	1,209	0.8%
Fairbanks	2,871	14.5%	6,769	9,184	15,953	12.0%	18,824	12.3%
Glennallen	0	0.0%	282	1,708	1,990	1.5%	1,990	1.3%
Haines	0	0.0%	198	230	428	0.3%	428	0.3%
Healy	0	0.0%	144	2,714	2,858	2.2%	2,858	1.9%
Homer	0	0.0%	995	908	1,903	1.4%	1,903	1.2%
Juneau	1,039	5.2%	2,686	1,833	4,519	3.4%	5,558	3.6%
Kenai	1,340	6.7%	3,378	6,867	10,245	7.7%	11,585	7.6%
Ketchikan	613	3.1%	1,791	1,651	3,442	2.6%	4,055	2.7%
Kodiak	365	1.8%	1,028	1,745	2,773	2.1%	3,138	2.1%
Kotzebue	355	1.8%	983	181	1,164	0.9%	1,519	1.0%
Naknek	0	0.0%	298	44	342	0.3%	342	0.2%
Nenana	0	0.0%	113	732	845	0.6%	845	0.6%
Nome	370	1.9%	1,150	265	1,415	1.1%	1,785	1.2%
Palmer	1,746	8.8%	4,842	15,017	19,859	14.9%	21,605	14.1%
Petersburg	71	0.4%	231	78	309	0.2%	380	0.2%
Seward	0	0.0%	586	2,289	2,875	2.2%	2,875	1.9%
Sitka	239	1.2%	867	517	1,384	1.0%	1,623	1.1%
Tok	0	0.0%	208	762	970	0.7%	970	0.6%
Unalaska	0	0.0%	361	217	578	0.4%	578	0.4%
Valdez	172	0.9%	264	336	600	0.5%	772	0.5%
Wrangell	49	0.2%	177	32	209	0.2%	258	0.2%
Subtotal	19,863	100.0%	56,380	74,752	131,132	98.5%	150,995	98.7%
Non-Comp. Cts. ²			1,579	426	2,005	1.5%	2,005	1.3%
Statewide Total	19,863	100.0%	57,959	75,178	133,137	100.0%	153,000	100.0%
1st District	2,011	10.1%	6,701	4,848	11,549	8.7%	13,560	8.9%
2nd District	938	4.7%	2,890	890	3,780	2.8%	4,718	3.1%
3rd District	13,137	66.1%	38,022	54,488	92,510	69.5%	105,647	69.1%
4th District	3,777	19.0%	10,346	14,952	25,298	19.0%	29,075	19.1%

Fiscal Year July 1 - June 30

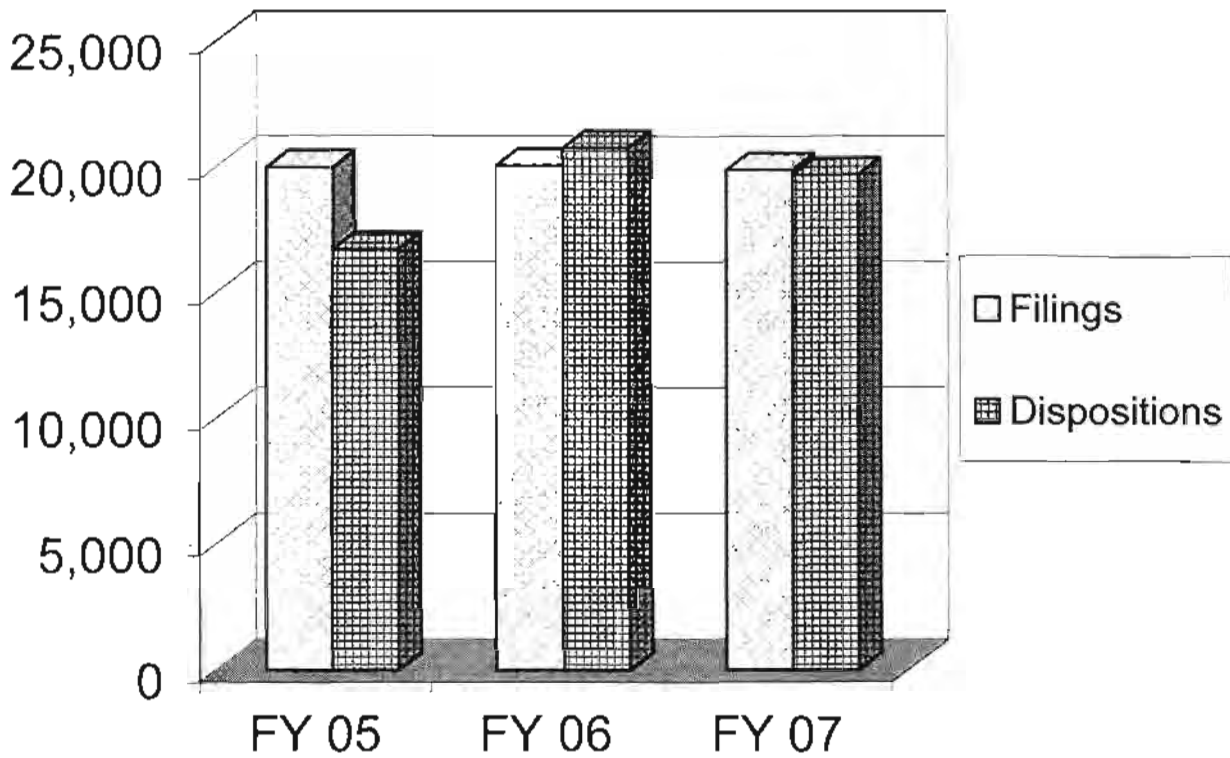
² Non-Comp. Cts. = Courts that are not computerized.

**Table II
Superior Court Filings & Dispositions Comparison
FY 06 to FY 07**

Court	Filings	Change from FY 06 Filings	Dispositions	Change from FY 06 Dispositions	Ratio of Dispositions to Filings	
					FY 06	FY 07
Anchorage	9,232	-1%	9,790	-2%	107%	106%
Barrow	213	-15%	195	-18%	95%	92%
Bethel	906	-4%	738	-19%	96%	82%
Dillingham	282	10%	214	-12%	95%	76%
Fairbanks	2,871	3%	2,723	-5%	103%	95%
Juneau	1,039	-4%	999	-9%	101%	96%
Kenai	1,340	12%	1,308	13%	97%	98%
Ketchikan	613	-15%	624	-10%	96%	102%
Kodiak	365	-20%	280	-44%	109%	77%
Kotzebue	355	-14%	324	-28%	109%	91%
Nome	370	16%	323	-1%	103%	87%
Palmer	1,746	-1%	1,601	-7%	98%	92%
Petersburg	71	-16%	75	-22%	113%	106%
Sitka	239	0%	276	15%	100%	116%
Valdez	172	15%	140	-20%	116%	81%
Wrangell	49	-11%	49	-28%	124%	100%
Total	19,863	-1%	19,659	-5%	104%	99%
1st District	2,011	-8%	2,023	-8%	101%	101%
2nd District	938	-4%	842	-17%	103%	90%
3rd District	13,137	0%	13,333	-3%	105%	102%
4th District	3,777	1%	3,461	-8%	101%	92%

Fiscal Year July 1 - June 30

**Table III
Superior Court
Summary of Filings and Dispositions
FY 05 - FY 07**



<u>Category</u>	<u>FY 05</u>	<u>FY 06</u>	<u>FY 07</u>
Filings	19,961	20,027	19,863
Dispositions	16,700	20,736	19,659

**Table IV
Superior Court
Composition of Filings
FY 07**

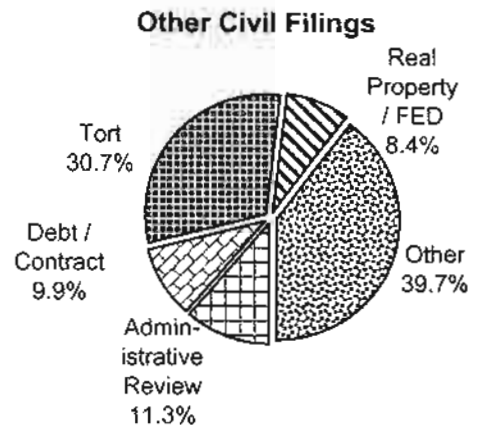
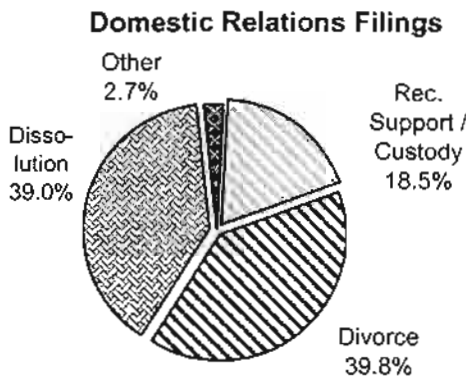
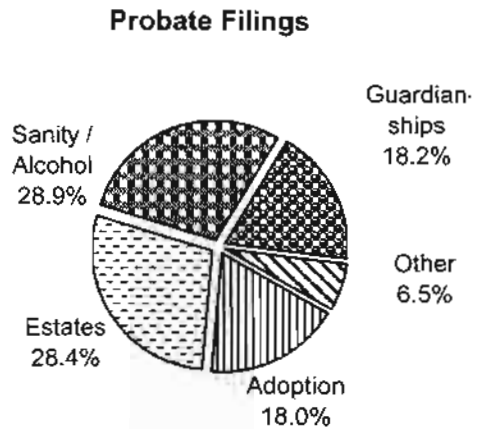
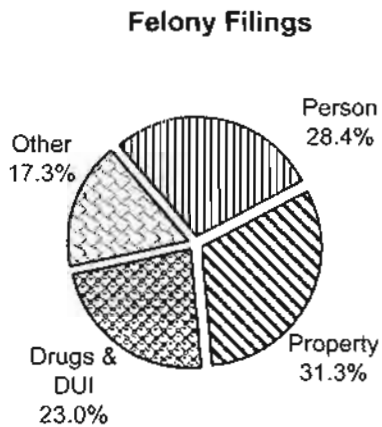
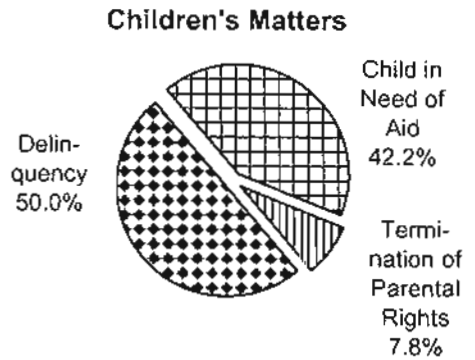
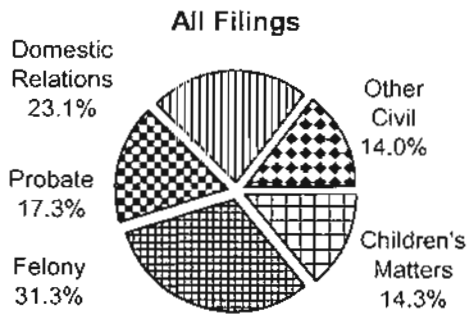
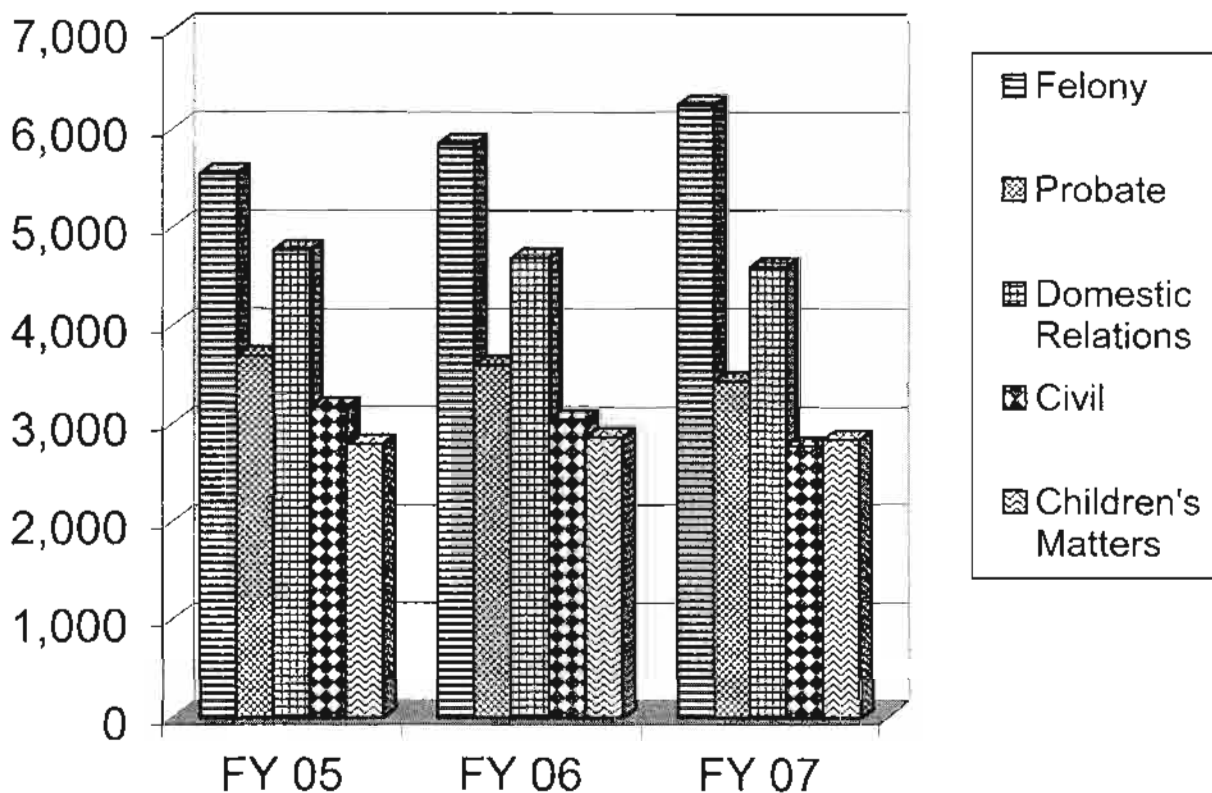


Table IV analyzes the types of cases filed in superior court during FY07. Felony case filings are now the major case filing type comprising 31.3% of total case filings. Domestic relations cases are now second with 23.1% of the filings. Please note that all domestic violence/stalking cases are reported in the district court case filing totals.

Table V
Superior Court
Summary of Filings by Case Type
FY 05 - FY 07



<u>Filing Type</u>	<u>FY 05</u>	<u>FY 06</u>	<u>FY 07</u>	<u>FY 05 to FY 07 Change</u>	<u>FY 06 to FY 07 Change</u>
Felony	5,546	5,851	6,239	12%	7%
Probate	3,690	3,594	3,428	-7%	-5%
Domestic Relations	4,767	4,685	4,590	-4%	-2%
Civil	3,168	3,038	2,772	-12%	-9%
Children's Matters	2,790	2,859	2,834	2%	-1%
Total	19,961	20,027	19,863	0%	-1%

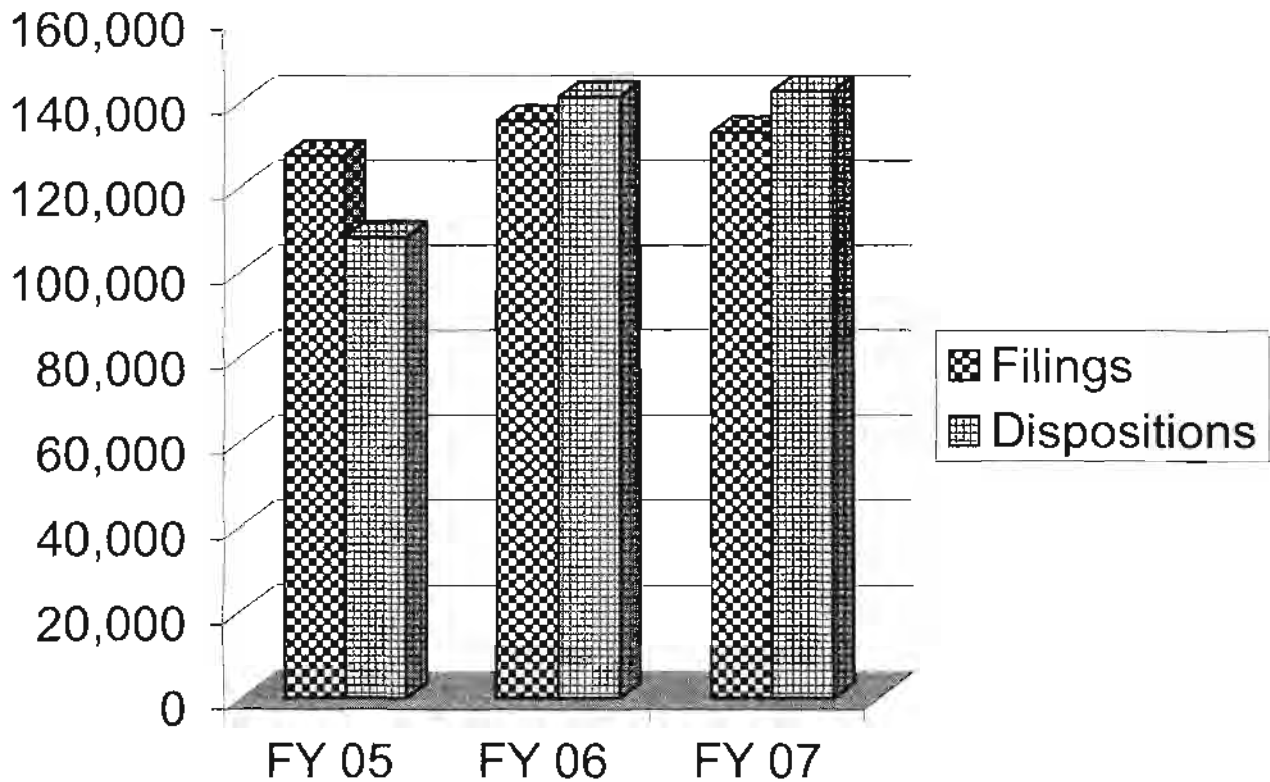
Table VI
District Court Filings & Dispositions Comparison
FY 06 to FY 07

Court	Non-Minor Off Filings	Change from FY 06	Minor Offense Filings	Change from FY 06	Total Filings	Change from FY 06	Ratio of Dispositions to Filings	
							FY 06	FY 07
Anchorage	24,905	-6%	25,011	-23%	49,916	-6%	109%	104%
Barrow	684	0%	384	83%	1,068	21%	98%	98%
Bethel	1,920	0%	322	-7%	2,242	-8%	103%	98%
Cordova	185	-1%	130	-49%	315	-28%	103%	104%
Craig	438	9%	297	33%	735	3%	99%	108%
Delta Junction	160	-22%	1,108	3%	1,268	-10%	98%	105%
Dillingham	737	7%	190	-48%	927	-1%	101%	78%
Fairbanks	6,769	-7%	9,184	9%	15,953	3%	102%	102%
Glennallen	282	-11%	1,708	-12%	1,990	-14%	99%	102%
Haines	198	42%	230	128%	428	83%	70%	81%
Healy	144	-31%	2,714	-22%	2,858	-7%	120%	101%
Homer	995	13%	908	1%	1,903	4%	92%	95%
Juneau	2,686	-5%	1,833	187%	4,519	-12%	112%	237%
Kenai	3,378	6%	6,867	26%	10,245	17%	101%	99%
Ketchikan	1,791	3%	1,651	19%	3,442	10%	100%	98%
Kodiak	1,028	-11%	1,745	-4%	2,773	-4%	98%	94%
Kotzebue	983	22%	181	-24%	1,164	16%	108%	94%
Naknek	298	-24%	44	-64%	342	-26%	82%	96%
Nenana	113	-12%	732	51%	845	-3%	62%	92%
Nome	1,150	20%	265	39%	1,415	20%	98%	96%
Palmer	4,842	-7%	15,017	4%	19,859	-5%	100%	108%
Petersburg	231	2%	78	19%	309	-4%	108%	110%
Seward	586	15%	2,289	64%	2,875	48%	99%	98%
Sitka	867	33%	517	-13%	1,384	4%	98%	100%
Tok	208	-20%	762	6%	970	-6%	92%	100%
Unalaska	361	2%	217	58%	578	13%	91%	99%
Valdez	264	-28%	336	-26%	600	-29%	96%	106%
Wrangell	177	-6%	32	-31%	209	-18%	107%	104%
Subtotal	56,380	-3%	74,752	1%	131,132	-2%	104%	107%
Non-Comp. Cts. ²	1,579	-7%	426	-27%	2,005	-20%	95%	102%
Statewide Total	57,959	-4%	75,178	-9%	133,137	-2%	104%	107%
1st District	6,701	3%	4,848	-13%	11,549	-1%	104%	153%
2nd District	2,890	13%	890	6%	3,780	11%	100%	97%
3rd District	38,022	-5%	54,488	-10%	92,510	-3%	105%	104%
4th District	10,346	-7%	14,952	0%	25,298	-2%	102%	101%

Fiscal Year July 1 - June 30

² Non-Comp. Cts. = Courts that are not computerized.

Table VII
District Court (Computerized and Non-Computerized Courts)
Summary of Filings and Dispositions
FY 05 - FY 07

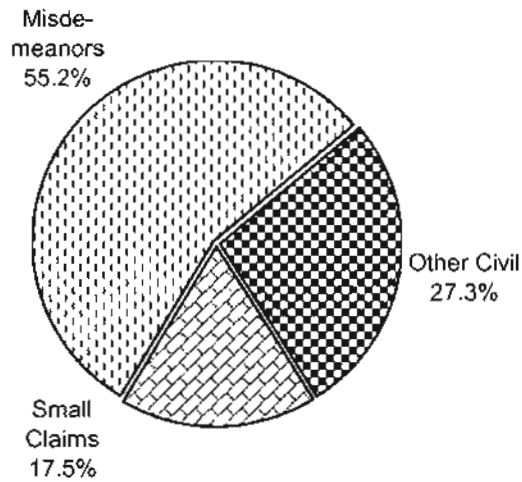


<u>Category</u>	<u>FY 05</u>	<u>FY 06</u>	<u>FY 07</u>
Filings	127,626	135,856	133,137
Dispositions	108,465	141,520	142,786

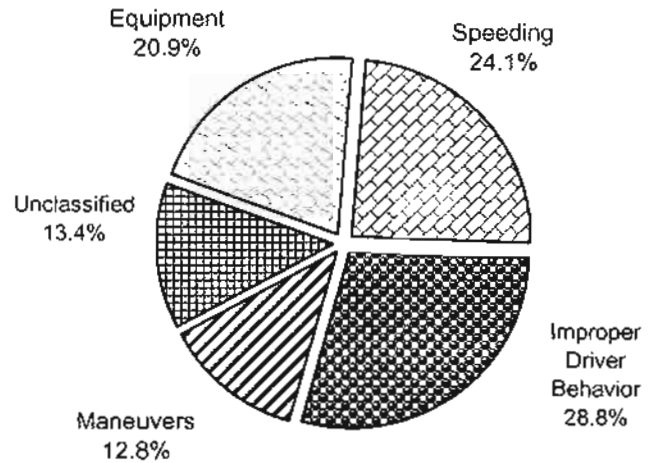
Note: FY05 filings' and dispositions' totals in this table were adjusted from numbers published in the FY05 annual report. The difference is primarily related to an adjustment in the filings and dispositions for the Yakutat court. The adjustments increased published FY05 filings by 187 and FY05 dispositions by 65. FY06 filings totals were adjusted from the numbers published in last year's annual report due to an increase of 592 civil cases reported for the Palmer court

Table VIII
District Court (Computerized Courts)
Composition of Filings
FY 07

Non-Minor Offense Filings



Minor Offense Filings



Misdemeanor Filings

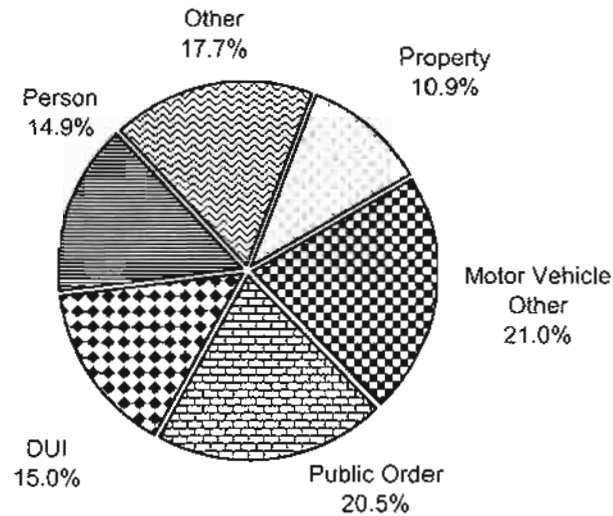
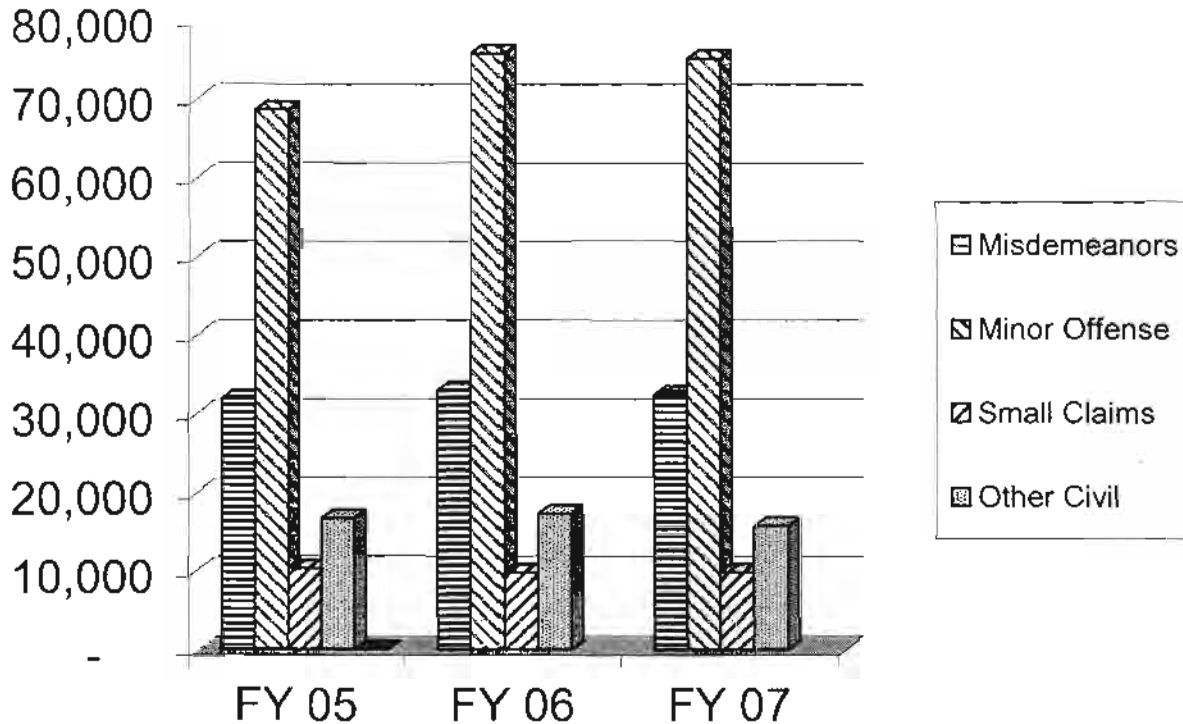


Table VIII analyzes the composition of cases filed in computerized district courts during FY07. Misdemeanor cases represent approximately 55.2% of the non-traffic district court caseload. Approximately 36.6% of all misdemeanor cases involve driving while intoxicated or another criminal traffic violation (for example, driving with suspended license). The "Other Civil" category includes domestic violence and stalking cases. Domestic violence and stalking cases filed in the superior court are included in the district court totals.

Table IX
District Court (Computerized and Non-Computerized Courts)
Summary of Filings by Case Type
FY 05 - FY 07



<u>Filing Type</u>	<u>FY 05</u>	<u>FY 06</u>	<u>FY 07</u>	<u>FY 05 to FY 07 Change</u>	<u>FY 06 to FY 07 Change</u>
Misdemeanors	31,944	32,992	32,439	2%	-2%
Minor Offense	68,631	75,765	75,178	10%	-1%
Small Claims	10,339	9,788	9,848	-5%	1%
Other Civil	16,712	17,311	15,672	-6%	-9%
Total	127,626	135,856	133,137	4%	-2%

The "Other Civil" category includes domestic violence and stalking cases. Domestic violence and stalking cases filed in the superior court are included in the district court totals.

Note: FY05 filings totals in this table were adjusted from numbers published the FY05 annual report on this table. The difference is a combination of an adjustment in the filings for the Yakutat court and a under-reporting of minor offense cases. FY06 filings totals were adjusted from the numbers published in last year's annual report due to an increase of 592 civil cases reported for the Palmer court.

Statistics



FOREWORD

This statistical supplement is designed primarily for research applications. It is comprised of six sections dealing with appellate and trial court statistics. Appellate court statistics are subdivided into sections on the supreme court and court of appeals. Trial court statistics are comprised of sections on superior courts, computerized district courts and non-computerized district courts.

Any reader with questions, comments or suggestions about this statistical supplement is invited to contact:

Office of the Administrative Director
820 West Fourth Avenue
Anchorage, Alaska 99501

(907) 264-8232

Left Blank Intentionally

INDEX TO STATISTICAL TABLES

Supreme Court

- S-1 Table I: Supreme Court - Recapitulation
- S-2 Table II: Supreme Court - Dispositions
- S-3 Table III: Supreme Court - Historical
- S-4 Table IV: Supreme Court - Motions and Petitions for Rehearing
- S-5 Table V: Supreme Court - Reasons for Cases Pending
- S-6 Table VI: Supreme Court - Length of Time to Disposition

Court of Appeals

- S-7 Table VII: Court of Appeals - Recapitulation
- S-8 Table VIII: Court of Appeals - Dispositions
- S-9 Table IX: Court of Appeals - Historical
- S-10 Table X: Court of Appeals - Motions and Petitions for Rehearing
- S-11 Table XI: Court of Appeals - Reasons for Cases Pending

Statewide Trial Courts

- S-12 Alaska Court Locations Summary of Population
- S-13 Alaska Court Locations Distribution of Population, Police and Lawyers
- S-14 Alaska Trial Courts Authorized Judicial Positions FY 07
- S-15 Alaska Trial Courts Authorized Non-Judicial Positions FY 07
- S-16 Alaska Trial Courts Operating Costs (Thousands of Dollars) FY 07
- S-17 Alaska Trial Courts Distribution of Population, Costs and Judicial Positions, Filings & Dispositions FY 07
- S-18 Alaska Trial Courts Statewide Filings & Filings per Judicial Position FY 07
- S-19 Alaska Trial Courts Statewide Dispositions & Dispositions per Judicial Position FY 07

Superior Courts

- S-20 Summary of Case Filings FY 05 - FY 07
- S-21 Composition of Case Filings FY 07
- S-22 Summary of Case Dispositions FY 05 - FY 07
- S-23 Composition of Case Dispositions FY 07

Felony Cases

- S-24 Felony Case Filings FY 05 - FY 07
- S-25 Felony Case Composition of Filings FY 07
- S-26 Felony Case Descriptions FY 07
- S-27 Felony Case Dispositions FY 05 - FY 07
- S-28 Felony Case Disposition Stage FY 07

Probate Cases

- S-29 Probate Case Filings FY 05 - FY 07
- S-30 Composition of Probate Case Filings FY 07

S-31 Probate Case Dispositions FY 05 - FY 07

Domestic Relations Cases

S-32 Domestic Relations Case Filings FY 05 - FY 07

S-33 Domestic Relations Composition of Case Filings FY 07

S-34 Domestic Relations Case Dispositions FY 05 - FY 07

S-35 Domestic Relations Case Disposition Stage FY 07

Other Civil Cases

S-36 Other Civil Case Filings FY 05 - FY 07

S-37 Other Civil Case Composition of Filings FY 07

S-38 Other Civil Case Descriptions FY 07

S-39 Other Civil Case Dispositions FY 05 - FY 07

S-40 Other Civil Case Dispositions Stage FY 07

Children's Matters

S-41 Children's Matters Filings FY 05 - FY 07

S-42 Children's Matters Composition of Case Filings FY 07

S-43 Children's Matters Dispositions FY 05 - FY 07

District Court (Computerized)

S-44 Summary of Case Filings FY 05 - FY 07

S-45 Composition of Case Filings FY 07

S-46 Summary of Case Dispositions FY 05 - FY 07

S-47 Composition of Case Dispositions FY 07

S-48 Non-Traffic Case Filings FY 05 - FY 07

S-49 Non-Traffic Case Dispositions FY 05 - FY 07

Criminal Cases

S-50 Misdemeanor Case Filings FY 05 - FY 07

S-51 Misdemeanor Case Composition of Filings FY 07

S-52 Misdemeanor Case Descriptions FY 07

S-53 Felony Cases Initiated in District Court FY 05 - 07

S-54 Misdemeanor Case Dispositions FY 05 - 07

S-55 Misdemeanor Case Disposition Stage FY 07

Small Claims Cases

S-56 Small Claims Case Filings FY 05 - FY 07

S-57 Small Claims Case Dispositions FY 05 - FY 07

S-58 Small Claims Case Disposition Type FY 07

Other Civil Cases

S-59 Other Civil Case Filings FY 05 - FY 07

S-60 Other Civil Case Composition of Filings FY 07

S-61 Other Civil Case Dispositions FY 05 - FY 07

S-62 Other Civil Case Disposition Type FY 07

Traffic/Minor Offense Cases

- S-63 Traffic/Minor Offense Case Dispositions FY 05 - FY 07
- S-64 Traffic/Minor Offense Case Composition of Dispositions FY 07
- S-65 Traffic/Minor Offense Case Descriptions FY 07

District Court (Non-Computerized)

- S-66 Summary of Case Filings FY 05 - FY 07
- S-67 Composition of Case Filings FY 07
- S-68 Summary of Case Dispositions FY 05 - FY 07
- S-69 Composition of Case Dispositions FY 07

Left Blank Intentionally

Supreme Court



ALASKA SUPREME COURT

TABLE I

Recapitulation - Fiscal Year 2007

	Civil Appeals	Petitions for Hearing	Petitions for Review	Bar/Original Applications	Total
Beginning	357	28	22	5	412
Filed	221	101	67	24	413
Closed	228	89	60	27	404
Ending	357	41	29	4	431

ALASKA SUPREME COURT

TABLE II

Dispositions - Fiscal Year 2007

	Civil Appeals	Petitions for Hearing	Petitions for Review	Bar/Orig App/ Federal Cert. Qs	Total All Cases
DISPOSITIONS BY PUBLISHED OPINIONS					
Affirmed	59	1	2	0	62
Reversed or vacated	32	3	2	0	37
Affirmed in part/Reversed in part	19	0	1	0	20
Other (remanded, dismissed, etc.)	8	3	0	2	13
Total	118	7	5	2	132
SUMMARY DISPOSITION ON MERITS (including summary orders on petitions)					
Affirmed	25	0	0	0	25
Reversed or vacated	1	0	0	0	1
Affirmed in part/Reversed in part	0	0	0	0	0
Other (remanded, etc.)	5	0	1	0	6
Total	31	0	1	0	32
PETITIONS/APPLICATIONS GRANTED*	0	0	3	14	17
TOTAL DISPOSITIONS ON MERITS	149	7	9	16	181
PETITION DENIALS/ORDERS NOT ON MERITS	3	74	44	9	130
DISMISSALS					
Stipulated to or by Appellant	52	3	7	1	63
On Motion of Appellee	4	0	0	0	4
<u>Sua Sponte**</u>	20	5	0	1	26
TOTAL DISPOSITIONS NOT ON MERITS	79	82	51	11	223
TOTAL DISPOSITIONS	228	89	60	27	404

* Granted petitions may not be closed during the fiscal year in which they are granted if briefing is ordered. Some or all of these matters may have been pending at the end of the fiscal year. Therefore the total number of dispositions on this chart may not be identical to the number of case dispositions shown on other charts.

** "Sua Sponte" means orders issued by the court without motion by a party.

**ALASKA SUPREME COURT
TABLE III - Historical**

	FY03	FY04	FY05	FY06	FY07
FILINGS					
Civil Appeals	253	256	272	216	221
Petitions for Hearing	79	79	74	57	101
Petitions for Review	110	66	79	72	67
Bar/Original Applications	17	14	17	19	24
TOTAL	459	415	442	364	413
DISPOSITIONS					
Civil Appeals	285	238	256	225	228
Petitions for Hearing	71	80	76	63	89
Petitions for Review	106	66	78	81	60
Bar/Original Applications	22	11	16	25	27
TOTAL	484	395	426	394	404
DISPOSITIONS					
On Merits	202	177	151	159	164
Petitions & Original Applications					
Denied	161	112	113	114	130
Granted	19	5	15	24	17
Dismissals/other orders not on merits	102	101	153	99	93
TOTAL	484	395	432	396	404
PUBLISHED					
Full Opinions	116	116	92	103	114
Memorandum Opinions	49	35	49	35	23
Published Orders	4	4	1	2	5
PENDING END-OF-YEAR					
Civil Appeals	314	349	342	357	357
Petitions for Hearing	31	36	32	28	41
Petitions for Review	28	26	26	22	29
Bar/Original Applications	6	9	10	5	4
TOTAL	379	420	410	412	431

ALASKA SUPREME COURT

TABLE IV

Motions and Petitions for Rehearing

	FY03	FY04	FY05	FY06	FY07
FILINGS					
Petitions for Rehearing	26	40	32	47	30
Full Court Motions	24	55	42	29	54
Individual Justice Motions	986	1209	1123	1048	992
Routine (Clerk) Motions	465	694	778	631	803
TOTAL	1501	1998	1975	1755	1879
DISPOSITIONS					
Petitions for Rehearing	28	42	30	32	27
Full Court Motions	26	57	37	49	50
Individual Justice Motions	1029	1209	1145	1040	967
Routine (Clerk) Motions	475	689	771	597	786
TOTAL	1558	1997	1983	1718	1830
PENDING END-OF-YEAR					
Petitions for Rehearing	0	4	6	3	5
Full Court Motions	0	2	6	5	5
Individual Justice Motions	6	10	46	55	48
Routine (Clerk) Motions	0	2	16	33	32
TOTAL	6	18	74	96	90

ALASKA SUPREME COURT

TABLE V

Reasons for Cases Pending June 30, 2007

	Civil Appeals	Petitions for Hearing	Petitions for Review	Bar/Original Applications/Federal Certified Qs	Total All Cases
Filing Pending	15	9	6	0	30
Awaiting settlement conference	4	0	0	0	4
Awaiting records/transcript	37	0	0	0	37
Awaiting briefs	129	3	4	1	137
Awaiting argument/conference	27	1	1	0	29
Awaiting draft opinion	76	1	2	1	80
Draft opinion circulating	55	3	2	0	60
Awaiting petition response	0	8	5	1	14
Awaiting petition decision	0	16	9	1	26
Awaiting rehearing/record return	13	0	0	0	13
Stayed or remanded	1	0	0	0	1
TOTAL	357	41	29	4	431

ALASKA SUPREME COURT

TABLE VI

Time to Disposition - Fiscal Year 2007

APPEALS DECIDED BY OPINION OR MO&J*			
	Percentile	Days	Months
Pre-submission to Court			
Notice of appeal to record certification	50%	47	1.6
	75%	64	2.1
	90%	102	3.4
Record certification to fast brief	50%	241	8.0
	75%	334	11.1
	90%	474	15.8
Last brief to argument or submission	50%	66	2.2
	75%	95	3.2
	90%	134	4.5
Subtotal: Number of days/months before submission to the court	50%	376	12.5
	75%	469	15.6
	90%	599	20.0
Submission to Publication			
Argument or conference to circulation of draft opinion or recommendation	50%	130	4.3
	75%	194	6.5
	90%	224	7.5
Circulation of draft opinion or recommendation to publication	50%	92	3.1
	75%	159	5.3
	90%	329	11.0
Subtotal: Number of days/months from submission to publication	50%	241	8.0
	75%	342	11.4
	90%	527	17.6
Post-Publication Motions			
Publication to closing	50%	26	0.9
	75%	49	1.6
	90%	80	2.7
TOTAL TIME FROM OPEN TO CLOSE	50%	706	23.5
	75%	872	29.1
	90%	1009	33.6

* This includes appeals closed during the fiscal year that resulted in a published opinion or memorandum opinion & judgment; appeals that ended by dismissal or other closure are not included.

PETITIONS, BAR MATTERS, ORIGINAL APPLICATIONS**

FILE OPEN - FILE CLOSED	Percentile	Days	Months
	50%	82	2.7
	75%	153	5.1
	90%	457	15.2

** This includes all petitions, bar matters, and original applications closed during the fiscal year, whether by regular order, dismissal, or after full briefing and decision on the merits.

Court of Appeals



ALASKA COURT OF APPEALS

TABLE VII

Recapitulation - Fiscal Year 2007

	Merit Appeals	Sentence Appeals	Petitions	Original Applications	Total
Beginning	629	24	16	0	669
Filed	203	31	35	1	270
Closed	228	32	40	1	301
Ending*	623	23	14	1	661

* Pending cases at year-end include those stayed pending resolution of lead appeals dealing with issues under *Blakely v. Washington*.

ALASKA COURT OF APPEALS

TABLE VIII

Dispositions - Fiscal Year 2007

	Merit Appeals	Sentence Appeals	Petitions	Original Applications	Total
DISPOSITIONS BY PUBLISHED OPINIONS					
Affirmed	37	3	1	0	41
Reversed or vacated	6	0	6	0	12
Affirmed in part/Reversed in part	3	0	0	0	3
Other (remanded, dismissed, etc.)	2	0	0	0	2
Total	48	3	7	0	58
SUMMARILY ON MERITS					
Affirmed	109	17	0	0	126
Reversed or vacated	10	0	0	0	10
Affirmed in part/Reversed in part	6	1	0	0	7
Other (remanded, dismissed, etc.)	5	1	0	0	6
Total	130	19	0	0	149
PETITIONS GRANTED	0	0	5	0	5
TOTAL DISPOSITIONS ON MERITS	178	22	12	0	212
PETITION DENIALS/ ORDERS NOT ON MERITS					
DISMISSALS					
Stipulated to or by Appellant	27	7	2	0	36
On Motion of Appellee	0	0	0	0	0
<u>Sua Sponte</u>	14	3	1	1	19
TOTAL DISPOSITIONS NOT ON MERITS	50	10	28	1	89
TOTAL DISPOSITIONS	228	32	40	1	301

ALASKA COURT OF APPEALS
TABLE IX - Historical

	FY03	FY04	FY05*	FY06*	FY07*
FILINGS					
Merit Appeals	176	162	392	310	203
Sentence Appeals	26	27	32	26	31
Petitions	39	29	48	33	35
Original Applications	1	1	3	5	1
TOTAL	242	219	475	374	270
DISPOSITIONS					
Merit Appeals	205	216	193	159	228
Sentence Appeals	50	41	29	32	32
Petitions	38	28	39	35	40
Original Applications	1	0	1	6	1
TOTAL	294	285	262	232	301
DISPOSITIONS					
On Merits	208	218	164	147	207
Petitions & Original Applications					
Denied	36	28	24	28	34
Granted	1	2	3	2	5
Dismissals/other orders not on merits	49	37	71	55	55
TOTAL	294	285	262	232	301
PUBLISHED					
Full Opinions	77	55	48	60	57
Memorandum Opinions	141	163	97	96	148
PENDING END-OF-YEAR					
Merit Appeals	319	279	463	629	623
Sentence Appeals	35	27	30	24	23
Petitions	10	11	18	16	14
Original Applications	0	1	2	0	1
TOTAL	364	318	513	669	661

*FY05-06 Filings and FY 05-07 Pending End-of-Year include cases filed under Blakely v. Washington.

ALASKA COURT OF APPEALS

TABLE X

Motions and Petitions for Rehearing

	FY03	FY04	FY05	FY06	FY07
FILINGS					
Petitions for Rehearing	15	18	10	15	16
Full Court Motions	19	20	63	40	45
Individual Judge Motions	603	844	795	1104	1209
Routine (Clerk) Motions	262	872	844	1124	932
TOTAL	899	1754	1712	2283	2202
DISPOSITIONS					
Petitions for Rehearing	16	18	11	14	16
Full Court Motions	19	20	43	38	45
Individual Judge Motions	612	862	765	976	1191
Routine (Clerk) Motions	265	869	839	1002	927
TOTAL	912	1769	1658	2030	2179
PENDING END-OF-YEAR					
Petitions for Rehearing	0	2	0	1	1
Full Court Motions	0	0	22	6	4
Individual Judge Motions	7	6	39	48	45
Routine (Clerk) Motions	1	0	14	28	7
TOTAL	8	8	75	83	57

ALASKA COURT OF APPEALS

TABLE XI

Reasons for Cases Pending - June 30, 2007

	Merit Appeals	Sentence Appeals	Petitions	Original Applications	Total
Filing Pending	94	1	6	0	101
Awaiting records/transcript	138	4	0	0	142
Briefing Stage	279	10	1	1	291
Awaiting argument/conference	12	2	1	0	15
Awaiting draft opinion	50	2	4	0	56
Draft opinion circulating	25	3	0	0	28
Awaiting petition response	0	0	1	0	1
Awaiting petition decision	0	0	1	0	1
Awaiting rehearing/record return	16	1	0	0	17
Stayed or remanded	9	0	0	0	9
TOTAL	623	23	14	1	661

Statewide Trial Courts



Alaska Trial Courts Summary of Population

Court	Population			Change 2000 to 2006	% of Statewide Total
	Census ¹ 2000	Estimated ²	Change		
Anchorage	260,283	284,088	23,805	9.1%	41.9%
Barrow	7,385	6,070	-1,315	-17.8%	0.9%
Bethel	14,969	21,480	6,511	43.5%	3.2%
Cordova <i>NI</i>	2,480	2,269	-211	-8.5%	0.3%
Craig <i>NI</i>	4,653	1,420	-3,233	-69.5%	0.2%
Delta Junction <i>NI</i>	3,723	4,690	967	26.0%	0.7%
Dillingham	4,922	4,796	-126	-2.6%	0.7%
Fairbanks	82,840	91,557	8,717	10.5%	13.5%
Glennallen	3,231	3,353	122	3.8%	0.5%
Haines <i>NI</i>	2,392	2,241	-151	-6.3%	0.3%
Healy <i>NI</i>	1,526	993	-533	-34.9%	0.1%
Homer	8,845	12,708	3,863	43.7%	1.9%
Juneau	30,711	31,505	794	2.6%	4.7%
Kenai	35,976	33,120	-2,856	-7.9%	4.9%
Ketchikan	15,563	17,231	1,668	10.7%	2.5%
Kodiak	13,913	13,506	-407	-2.9%	2.0%
Kotzebue	7,208	6,193	-1,015	-14.1%	0.9%
Naknek <i>NI</i>	1,258	2,617	1,359	108.0%	0.4%
Nenana <i>NI</i>	1,131	359	-772	-68.3%	0.1%
Nome	9,196	8,808	-388	-4.2%	1.3%
Palmer	61,145	77,174	16,029	26.2%	11.4%
Petersburg <i>NI</i>	3,550	3,506	-44	-1.2%	0.5%
Seward	4,870	5,448	578	11.9%	0.8%
Sitka	8,835	8,897	62	0.7%	1.3%
Tok <i>NI</i>	2,451	2,091	-360	-14.7%	0.3%
Unalaska <i>NI</i>	6,591	4,971	-1,620	-24.6%	0.7%
Valdez	4,302	3,866	-436	-10.1%	0.6%
Wrangell <i>NI</i>	2,424	1,918	-506	-20.9%	0.3%
Non-Comp. Cts. ³	20,559	20,647	88	0.4%	3.0%
Total	626,932	677,522	50,590	8.1%	100.0%
1st District	73,082	71,235	-1,847	-2.5%	10.5%
2nd District	23,789	21,071	-2,718	-11.4%	3.1%
3rd District	409,569	449,951	40,382	9.9%	66.4%
4th District	120,492	135,265	14,773	12.3%	20.0%

¹ US Census Bureau 4/1/2001.

² Alaska Department of Labor 2006 Population Estimates

³ Non-Comp. Cts. = Courts that are not computerized.

Alaska Trial Courts Distribution of Population, Police and Lawyers

Location	Population July 1 2006	Total Number Police ¹	Police per Thousand Population	Total Number of Lawyers ²	Lawyers per Thousand Population
Anchorage	284,088	477	1.7	1,613	5.7
Barrow	6,070	45	7.4	9	1.5
Bethel	21,480	26	1.2	33	1.5
Cordova	2,269	7	3.1	2	0.9
Craig	1,420	15	10.6	0	-
Delta Junction	4,690	5	1.1	2	0.4
Dillingham	4,796	21	4.4	10	2.1
Fairbanks	91,557	118	1.3	181	2.0
Glennallen	3,353	6	1.8	1	0.3
Haines	2,241	8	3.6	3	1.3
Healy	993	1	1.0	0	-
Homer	12,708	20	1.6	11	0.9
Juneau	31,505	57	1.8	233	7.4
Kenai	33,120	72	2.2	60	1.8
Ketchikan	17,231	41	2.4	39	2.3
Kodiak	13,506	36	2.7	22	1.6
Kotzebue	6,193	15	2.4	5	0.8
Naknek	2,617	5	1.9	0	-
Nenana	359	3	8.4	0	-
Nome	8,808	17	1.9	13	1.5
Palmer	77,174	109	1.4	92	1.2
Petersburg	3,506	13	3.7	3	0.9
Seward	5,448	21	3.9	5	0.9
Sitka	8,897	34	3.8	21	2.4
Tok	2,091	6	2.9	1	0.5
Unalaska	4,971	20	4.0	0	-
Valdez	3,866	17	4.4	4	1.0
Wrangell	1,918	8	4.2	1	0.5
Non-Comp. Cts. ³	20,647	47	Unknown	Unknown	Unknown
Total	677,522	1,270	1.9	2,364	3.5
1st District	71,235	176	2.5	306	4.3
2nd District	21,071	77	3.7	32	1.5
3rd District	449,951	805	1.8	1,785	4.0
4th District	135,265	165	1.2	216	1.6

¹Source: Department of Public Safety and Alaska Police Standards Council (Dec 2007). Includes troopers and certified police officers other than airport and campus police.

²Source: Alaska Bar Association (Jan. 2006).

³Non-Comp. Cts. = Courts that are not computerized.

**Alaska Trial Courts
Authorized Judicial Positions
FY 07**

Court	Superior Court	District Court	Magistrates ¹	Masters	Total ²	% of Statewide Total
Anchorage	15	9	6	6	36	27.7%
Barrow	1		1		2	1.5%
Bethel	2	1	1		4	3.1%
Cordova			1		1	0.8%
Craig			1		1	0.8%
Delta Junction			1		1	0.8%
Dillingham	1		1		2	1.5%
Fairbanks	6	3	2	2	13	10.0%
Glennallen			1		1	0.8%
Haines			1		1	0.8%
Healy			1		1	0.8%
Homer		1			1	0.8%
Juneau	2	1	1		4	3.1%
Kenai	3	1	2		6	4.6%
Ketchikan	2	1	1		4	3.1%
Kodiak	1		1		2	1.5%
Kotzebue	1		1		2	1.5%
Naknek			1		1	0.8%
Nenana					0	0.0%
Nome	1		1		2	1.5%
Palmer	4	3	1		8	6.2%
Petersburg			1		1	0.8%
Seward			1		1	0.8%
Sitka	1		1		2	1.5%
Tok			1		1	0.8%
Unalaska			1		1	0.8%
Valdez		1			1	0.8%
Wrangell			1		1	0.8%
Non-Comp. Cts. ³	0	0	29	0	29	22.3%
Total	40	21	61	8	130	100.0%
1st District	5	2	12	0	19	14.6%
2nd District	3	0	9	0	12	9.2%
3rd District	24	15	21	6	66	50.8%
4th District	8	4	19	2	33	25.4%

¹ Includes Anchorage & Fairbanks committing magistrates

² Does not include 16 pro tempore judicial positions or temporary grant funded positions

³ Non-Comp. Cts. = Courts that are not computerized.

**Alaska Trial Courts
Authorized Non-Judicial Positions
FY 07**

Court	Positions by Range ¹					% of Statewide Total
	Below 10	10 Through 12	13 Through 16	Over 16	Total	
Anchorage	12	147	40	11	210	42.9%
Barrow		4	3	1	8	1.6%
Bethel		11	3	1	15	3.1%
Cordova		1	1		2	0.4%
Craig		3			3	0.6%
Delta Junction		1			1	0.2%
Dillingham		3	2		5	1.0%
Fairbanks	4	49	15	6	74	15.1%
Glennallen		1	1		2	0.4%
Haines		1			1	0.2%
Healy		1			1	0.2%
Homer		4	1		5	1.0%
Juneau		20	5	3	28	5.7%
Kenai		21	4	1	26	5.3%
Ketchikan		11	3	2	16	3.3%
Kodiak		7	2		9	1.8%
Kotzebue		5	2		7	1.4%
Naknek					0	0.0%
Nenana		1			1	0.2%
Nome		5	3		8	1.6%
Palmer		32	7	1	40	8.2%
Petersburg		1	1		2	0.4%
Seward		3	1		4	0.8%
Sitka		4	2		6	1.2%
Tok		1			1	0.2%
Unalaska		2			2	0.4%
Valdez		1	1		2	0.4%
Wrangell		2			2	0.4%
Non-Comp. Cts. ²	1	7	0	0	8	1.6%
Total	17	349	97	26	489	100.0%
1st District	0	44	11	5	60	12.3%
2nd District	0	14	8	1	23	4.7%
3rd District	13	222	60	13	308	63.0%
4th District	5	69	18	7	99	20.2%

¹ Includes part-time employees

² Non-Comp. Cts. = Courts that are not computerized

Alaska Trial Courts
Operating Costs (Thousands of Dollars)
FY 07

Court	Personnel	Other ¹	Total	% of Statewide Total	Dollar Cost Per Case Filed	
					All Filings	Non-Traffic Filings
Anchorage	\$17,340.9	\$5,197.7	\$22,538.6	37.7%	\$381	\$660
Barrow	\$1,001.3	562.4	1,563.7	2.6%	1,221	1,743
Bethel	\$1,633.9	864.8	2,498.7	4.2%	794	884
Cordova	\$186.3	127.5	313.8	0.5%	996	1,696
Craig	\$223.6	128.3	351.9	0.6%	479	803
Delta Junction	\$169.7	39.4	209.1	0.3%	165	1,307
Dillingham	\$740.7	217.8	958.5	1.6%	793	941
Fairbanks	\$7,001.1	1,863.8	8,864.9	14.9%	471	920
Glennallen	\$249.1	133.8	382.9	0.6%	192	1,358
Haines	\$104.4	47.7	152.1	0.3%	355	768
Healy	\$88.1	35.3	123.4	0.2%	43	857
Homer	\$489.2	150.7	639.9	1.1%	336	643
Juneau	\$2,399.2	494.3	2,893.5	4.8%	521	777
Kenai	\$2,059.3	518.5	2,577.8	4.3%	223	546
Ketchikan	\$1,683.8	156.1	1,839.9	3.1%	454	765
Kodiak	\$1,051.2	103.0	1,154.2	1.9%	368	829
Kotzebue	\$861.8	234.1	1,095.9	1.8%	721	819
Naknek	\$104.1	66.6	170.7	0.3%	499	573
Nenana	\$141.5	29.7	171.2	0.3%	203	1,515
Nome	\$1,000.3	350.1	1,350.4	2.3%	757	888
Palmer	\$3,642.9	1,834.0	5,476.9	9.1%	254	831
Petersburg	\$199.5	186.3	385.8	0.6%	1,015	1,277
Seward	\$353.2	76.4	429.6	0.7%	149	733
Sitka	\$725.5	124.1	849.6	1.4%	523	768
Tok	\$151.5	82.6	234.1	0.4%	241	1,125
Unalaska	\$180.6	118.4	299.0	0.5%	517	828
Valdez	\$407.7	34.8	442.5	0.7%	573	1,015
Wrangell	\$186.9	100.5	287.4	0.5%	1,114	1,272
Non-Comp. Cts. ²	\$1,235.7	388.3	1,624.0	2.7%	810	1,028
Total ³	\$45,613.0	\$14,267.0	\$59,880.0	100.0%	\$391	\$769
1st District	\$5,839.5	\$1,378.5	\$7,218.0	12.1%	\$532	\$829
2nd District	\$2,966.2	\$1,166.0	\$4,132.2	6.9%	\$876	\$1,079
3rd District	\$26,805.3	\$8,601.8	\$35,407.1	59.1%	\$335	\$692
4th District	\$10,002.0	\$3,120.7	\$13,122.7	21.9%	\$451	\$929

Fiscal Year July 1 - June 30

¹ "Other" includes contractual services, travel, equipment, and supplies.

² Non-Comp. Cts. = Courts that are not computerized

³ Total excludes \$508,700 in grant funds, and \$877,800 for interagency receipts which are not allocable to a specific court location

Alaska Trial Courts
Distribution of Population, Costs, Judicial Positions, Filings & Dispositions
FY 07

Location	Percentage of Statewide Statistics				
	Population	Operating Costs	Judicial Positions	Case Filings	Case Dispositions
Anchorage	41.9%	37.7%	27.7%	38.7%	38.1%
Barrow	0.9%	2.6%	1.5%	0.8%	0.8%
Bethel	3.2%	4.2%	3.1%	2.1%	1.8%
Cordova	0.3%	0.5%	0.8%	0.2%	0.2%
Craig	0.2%	0.6%	0.8%	0.5%	0.5%
Delta Junction	0.7%	0.3%	0.8%	0.8%	0.8%
Dillingham	0.7%	1.6%	1.5%	0.8%	0.6%
Fairbanks	13.5%	14.9%	10.0%	12.3%	11.7%
Glennallen	0.5%	0.6%	0.8%	1.3%	1.2%
Haines	0.3%	0.3%	0.8%	0.3%	0.2%
Healy	0.1%	0.2%	0.8%	1.9%	1.8%
Homer	1.9%	1.1%	0.8%	1.2%	1.1%
Juneau	4.7%	4.8%	3.1%	3.6%	7.2%
Kenai	4.9%	4.3%	4.6%	7.6%	7.1%
Ketchikan	2.5%	3.1%	3.1%	2.7%	2.5%
Kodiak	2.0%	1.9%	1.5%	2.1%	1.8%
Kotzebue	0.9%	1.8%	1.5%	1.0%	0.9%
Naknek	0.4%	0.3%	0.8%	0.2%	0.2%
Nenana	0.1%	0.3%	0.0%	0.6%	0.5%
Nome	1.3%	2.3%	1.5%	1.2%	1.0%
Palmer	11.4%	9.1%	6.2%	14.1%	14.2%
Petersburg	0.5%	0.6%	0.8%	0.2%	0.3%
Seward	0.8%	0.7%	0.8%	1.9%	1.7%
Sitka	1.3%	1.4%	1.5%	1.1%	1.0%
Tok	0.3%	0.4%	0.8%	0.6%	0.6%
Unalaska	0.7%	0.5%	0.8%	0.4%	0.4%
Valdez	0.6%	0.7%	0.8%	0.5%	0.5%
Wrangell	0.3%	0.5%	0.8%	0.2%	0.2%
Non-Comp. Cts. ¹	3.0%	2.7%	22.3%	1.3%	1.3%
Total	100.0%	100.0%	100.0%	100.0%	100.0%
1st District	10.5%	12.1%	14.6%	8.9%	12.1%
2nd District	3.1%	6.9%	9.2%	3.1%	2.8%
3rd District	66.4%	59.1%	50.8%	69.1%	67.2%
4th District	20.0%	21.9%	25.4%	19.1%	17.9%

Fiscal Year July 1 - June 30

¹ Non-Comp. Cts. = Courts that are not computerized

**Alaska Trial Courts
Statewide Filings & Filings per Judicial Position
FY 07**

Location	Superior Court	District Court	Total	% of State-wide Total	Filings per Judicial Pos. ²
Anchorage	9,232	49,916	59,148	38.7%	1,643.0
Barrow	213	1,068	1,281	0.8%	640.5
Bethel	906	2,242	3,148	2.1%	787.0
Cordova		315	315	0.2%	315.0
Craig		735	735	0.5%	735.0
Delta Junction		1,268	1,268	0.8%	1,268.0
Dillingham	282	927	1,209	0.8%	604.5
Fairbanks	2,871	15,953	18,824	12.3%	1,448.0
Glennallen		1,990	1,990	1.3%	1,990.0
Haines		428	428	0.3%	428.0
Healy		2,858	2,858	1.9%	2,858.0
Homer		1,903	1,903	1.2%	1,903.0
Juneau	1,039	4,519	5,558	3.6%	1,389.5
Kenai	1,340	10,245	11,585	7.6%	1,930.8
Ketchikan	613	3,442	4,055	2.7%	1,013.8
Kodiak	365	2,773	3,138	2.1%	1,569.0
Kotzebue	355	1,164	1,519	1.0%	759.5
Naknek		342	342	0.2%	342.0
Nenana		845	845	0.6%	N/A
Nome	370	1,415	1,785	1.2%	892.5
Palmer	1,746	19,859	21,605	14.1%	2,700.6
Petersburg	71	309	380	0.2%	380.0
Seward		2,875	2,875	1.9%	2,875.0
Sitka	239	1,384	1,623	1.1%	811.5
Tok		970	970	0.6%	970.0
Unalaska		578	578	0.4%	578.0
Valdez	172	600	772	0.5%	772.0
Wrangell	49	209	258	0.2%	258.0
Non-Comp. Cts. ¹		2,005	2,005	1.3%	69.1
Total	19,863	133,137	153,000	100.0%	1,176.9
1st District	2,011	11,549	13,560	8.9%	713.7
2nd District	938	3,780	4,718	3.1%	393.2
3rd District	13,137	92,510	105,647	69.1%	1,600.7
4th District	3,777	25,298	29,075	19.1%	881.1

N/A = No Resident Judicial Officer

¹ Non-Comp Cts = Courts that are not computerized

² Includes judges, magistrates and masters

Alaska Trial Courts
Statewide Dispositions & Dispositions per Judicial Position
FY 07

Location	Superior Court	District Court	Total	% of State-wide Total	Dispositions per Judicial Pos. ²
Anchorage	9,790	52,122	61,912	38.1%	1,719.8
Barrow	195	1,051	1,246	0.8%	623.0
Bethel	738	2,192	2,930	1.8%	732.5
Cordova		328	328	0.2%	328.0
Craig		794	794	0.5%	794.0
Delta Junction		1,332	1,332	0.8%	1,332.0
Dillingham	214	726	940	0.6%	470.0
Fairbanks	2,723	16,312	19,035	11.7%	1,464.2
Glennallen		2,028	2,028	1.2%	2,028.0
Haines		345	345	0.2%	345.0
Healy		2,877	2,877	1.8%	2,877.0
Homer		1,811	1,811	1.1%	1,811.0
Juneau	999	10,694	11,693	7.2%	2,923.3
Kenai	1,308	10,149	11,457	7.1%	1,909.5
Ketchikan	624	3,372	3,996	2.5%	999.0
Kodiak	280	2,604	2,884	1.8%	1,442.0
Kotzebue	324	1,092	1,416	0.9%	708.0
Naknek		328	328	0.2%	328.0
Nenana		776	776	0.5%	N/A
Nome	323	1,359	1,682	1.0%	841.0
Palmer	1,601	21,516	23,117	14.2%	2,889.6
Petersburg	75	339	414	0.3%	414.0
Seward		2,828	2,828	1.7%	2,828.0
Sitka	276	1,378	1,654	1.0%	827.0
Tok		965	965	0.6%	965.0
Unalaska		573	573	0.4%	573.0
Valdez	140	634	774	0.5%	774.0
Wrangell	49	218	267	0.2%	267.0
Non-Comp. Cts. ¹		2,043	2,043	1.3%	70.4
Total	19,659	142,786	162,445	100.0%	1,249.6
1st District	2,023	17,654	19,677	12.1%	1,035.6
2nd District	842	3,669	4,511	2.8%	375.9
3rd District	13,333	95,839	109,172	67.2%	1,654.1
4th District	3,461	25,624	29,085	17.9%	881.4

N/A = No Resident Judicial Officer

¹ Non-Comp. Cts. = Courts that are not computerized.

² Includes judges, magistrates and masters

Superior Court



**Superior Courts
Summary of Case Filings¹
FY 05 - FY 07**

Court	FY 05	FY 06	FY 07	Change	
				FY 05 to FY 07	FY 06 to FY 07
Anchorage	9,340	9,316	9,232	-1%	-1%
Barrow	311	250	213	-32%	-15%
Bethel	1,000	944	906	-9%	-4%
Dillingham	267	256	282	6%	10%
Fairbanks	2,635	2,785	2,871	9%	3%
Juneau	1,039	1,084	1,039	0%	-4%
Kenai	1,183	1,197	1,340	13%	12%
Ketchikan	700	719	613	-12%	-15%
Kodiak	511	458	365	-29%	-20%
Kotzebue	445	414	355	-20%	-14%
Nome	314	318	370	18%	16%
Palmer	1,699	1,756	1,746	3%	-1%
Petersburg	72	85	71	-1%	-16%
Sitka	238	240	239	0%	0%
Valdez	156	150	172	10%	15%
Wrangell	51	55	49	-4%	-11%
Total	19,961	20,027	19,863	0%	-1%
1st District	2,100	2,183	2,011	-4%	-8%
2nd District	1,070	982	938	-12%	-4%
3rd District	13,156	13,133	13,137	0%	0%
4th District	3,635	3,729	3,777	4%	1%

¹ Does not include domestic violence or stalking cases filed in the superior courts or domestic relations, probate, and children's matters filed in district court sites without superior courts

**Superior Courts
Composition of Case Filings
FY 07**

Court	Felony ¹	Civil ²				Total
		Probate	Domestic Relations	Other	Children's Matters	
Anchorage	2,897	1,470	2,246	1,437	1,182	9,232
Barrow	66	33	20	25	69	213
Bethel	437	135	66	115	153	906
Dillingham	184	21	33	19	25	282
Fairbanks	675	651	857	342	346	2,871
Juneau	206	297	203	166	167	1,039
Kenai	489	250	268	138	195	1,340
Ketchikan	181	140	132	66	94	613
Kodiak	92	51	81	41	100	365
Kotzebue	168	21	27	53	86	355
Nome	136	55	43	45	91	370
Palmer	539	223	484	240	260	1,746
Petersburg	11	9	21	10	20	71
Sitka	56	50	67	50	16	239
Valdez	95	13	27	14	23	172
Wrangell	7	9	15	11	7	49
Total	6,239	3,428	4,590	2,772	2,834	19,863
% of Total	31.3	17.3	23.1	14.0	14.3	100.0
1st District	461	505	438	303	304	2,011
2nd District	370	109	90	123	246	938
3rd District	4,296	2,028	3,139	1,889	1,785	13,137
4th District	1,112	786	923	457	499	3,777

¹ Includes both felony cases initiated in the superior court and felony cases initiated in the district court.

² Domestic relations, probate, and children's matters are accepted in some district court sites without superior courts. To determine total filings in these case categories it is necessary to add the filings in the superior court and the filings in the district court. See chart S-53 for district court filings. These statistics do not include domestic violence or stalking cases filed in the superior courts. All domestic violence and stalking cases are counted as district court cases.

**Superior Courts
Summary of Case Dispositions¹
FY 05 - FY 07**

Court	FY 05	FY 06	FY 07	Change	
				FY 05 to FY 07	FY 06 to FY 07
Anchorage	7,082	9,979	9,790	38%	-2%
Barrow	225	237	195	-13%	-18%
Bethel	905	906	738	-18%	-19%
Dillingham	294	244	214	-27%	-12%
Fairbanks	2,162	2,854	2,723	26%	-5%
Juneau	1,029	1,099	999	-3%	-9%
Kenai	1,194	1,155	1,308	10%	13%
Ketchikan	681	692	624	-8%	-10%
Kodiak	521	500	280	-46%	-44%
Kotzebue	411	450	324	-21%	-28%
Nome	326	327	323	-1%	-1%
Palmer	1,399	1,715	1,601	14%	-7%
Petersburg	74	96	75	1%	-22%
Sitka	251	240	276	10%	15%
Valdez	98	174	140	43%	-20%
Wrangell	48	68	49	2%	-28%
Total	16,700	20,736	19,659	18%	-5%
1st District	2,083	2,195	2,023	-3%	-8%
2nd District	962	1,014	842	-12%	-17%
3rd District	10,588	13,767	13,333	26%	-3%
4th District	3,067	3,760	3,461	13%	-8%

¹ Does not include domestic violence or stalking cases or domestic relations, probate, and children's matters disposed in district court sites without superior courts.

Superior Courts
Composition of Case Dispositions
FY 07

Court	Felony ¹	Civil				Total
		Probate	Domestic Relations	Other	Children's Matters	
Anchorage	2,549	2,492	2,358	1,680	711	9,790
Barrow	55	36	14	29	61	195
Bethel	422	80	68	93	75	738
Dillingham	143	17	20	11	23	214
Fairbanks	707	664	783	328	241	2,723
Juneau	194	282	226	160	137	999
Kenai	432	266	274	183	153	1,308
Ketchikan	172	136	151	81	84	624
Kodiak	91	46	69	26	48	280
Kotzebue	157	23	27	40	77	324
Nome	128	51	27	35	82	323
Palmer	456	176	485	270	214	1,601
Petersburg	18	11	19	11	16	75
Sitka	56	56	58	50	56	276
Valdez	88	7	19	16	10	140
Wrangell	9	12	12	9	7	49
Total	5,677	4,355	4,610	3,022	1,995	19,659
% of Total	28.9	22.2	23.4	15.4	10.1	100.0
1st District	449	497	466	311	300	2,023
2nd District	340	110	68	104	220	842
3rd District	3,759	3,004	3,225	2,186	1,159	13,333
4th District	1,129	744	851	421	316	3,461

¹ Includes both felony cases initiated in the superior court and felony cases initiated in the district court. Does not include domestic violence or stalking cases or domestic relations, probate, and children's matters filed in district court sites without superior courts.

**Superior Courts
Felony Case Filings¹
FY 05 - FY 07**

Court	FY 05	FY 06	FY 07	Change	
				FY 05 to FY 07	FY 06 to FY 07
Anchorage	2,171	2,444	2,897	33%	19%
Barrow	90	64	66	-27%	3%
Bethel	421	403	437	4%	8%
Dillingham	147	127	184	25%	45%
Fairbanks	640	742	675	5%	-9%
Juneau	208	205	206	-1%	0%
Kenai	386	412	489	27%	19%
Ketchikan	223	221	181	-19%	-18%
Kodiak	123	135	92	-25%	-32%
Kotzebue	248	208	168	-32%	-19%
Nome	125	145	136	9%	-6%
Palmer	567	538	539	-5%	0%
Petersburg	24	34	11	-54%	-68%
Sitka	70	66	56	-20%	-15%
Valdez	81	89	95	17%	7%
Wrangell	22	18	7	N/S	N/S
Total	5,546	5,851	6,239	12%	7%
1st District	547	544	461	-16%	-15%
2nd District	463	417	370	-20%	-11%
3rd District	3,475	3,745	4,296	24%	15%
4th District	1,061	1,145	1,112	5%	-3%

¹ Includes both felony cases initiated in the superior court and felony cases initiated in the district court

N/S - Numbers 10 or less are not statistically compared

Superior Courts
 Felony Case Composition of Filings¹
 FY 07

Court	Case Type											Total
	Person	Property	Drugs	Weapon	Public Order	DUI	Reckless Driving	Mtr Veh Other	Prot Ord Violation	Fish & Game	Other	
Anchorage	822	1,076	351	69	32	152	0	53	5	0	337	2,897
Barrow	28	19	4	3	2	3	0	2	0	0	5	66
Bethel	208	87	25	5	66	22	0	5	0	0	19	437
Dillingham	71	42	29	3	12	19	0	4	0	0	4	184
Fairbanks	158	154	143	9	5	89	0	29	0	0	88	675
Juneau	42	84	36	1	2	21	0	6	0	1	13	206
Kenai	109	132	90	10	2	71	1	16	0	0	58	489
Ketchikan	45	54	45	1	2	9	0	7	0	0	18	181
Kodiak	28	28	18	1	0	4	0	4	0	0	9	92
Kotzebue	60	34	19	3	34	8	0	1	0	0	9	168
Nome	57	32	11	2	18	7	0	3	0	0	6	136
Palmer	95	144	143	14	11	77	1	31	1	0	22	539
Petersburg	4	5	0	0	0	1	0	0	0	0	1	11
Sitka	21	13	6	0	0	5	0	4	0	0	7	56
Valdez	24	37	21	2	1	5	0	0	0	0	5	95
Wrangell	0	5	1	0	0	0	0	0	0	0	1	7
Total	1,772	1,946	942	123	187	493	2	165	6	1	602	6,239
% of Total	28.4	31.3	15.1	2.0	3.0	7.9	0.0	2.6	0.1	0.0	9.6	100.0
1st District	112	161	88	2	4	36	0	17	0	1	40	461
2nd District	145	85	34	8	54	18	0	6	0	0	20	370
3rd District	1,149	1,459	652	99	58	328	2	108	6	0	435	4,296
4th District	366	241	168	14	71	111	0	34	0	0	107	1,112

¹ Includes both felony cases

Criminal Case Descriptions*
FY 07

<p>Person</p> <ul style="list-style-type: none"> Homicide Assault Reckless Endangerment Kidnapping Custodial Interference Human Trafficking Sex Offenses Robbery Extortion Coercion 	<p>Public Order</p> <ul style="list-style-type: none"> Riot Disorderly Conduct Harassment Indecent Viewing or Photography Possess or Distribute Child Pornography Cruelty to Animals Recruiting Gang Members Gambling Alcohol Licensing Laws
<p>Property</p> <ul style="list-style-type: none"> Theft Burglary Criminal Trespass Vehicle Theft Arson Criminal Mischief Business and Commercial Offenses 	<p>Motor Vehicle DUI</p> <p>Motor Vehicle Reckless Driving</p> <p>Motor Vehicle Other</p> <p>Protection Order Violation</p> <p>Fish and Game</p>
<p>Drugs</p> <ul style="list-style-type: none"> Misconduct Involving a Controlled Substance Manufacture, Delivery or Possession of Imitation Controlled Substance 	<p>Other</p> <ul style="list-style-type: none"> Offenses against Public Administration Offenses against Family and Vulnerable Adults All other offenses, including cases in which a charging document was never filed
<p>Weapons</p> <ul style="list-style-type: none"> Misconduct Involving Weapons Criminal Possession of Explosives Unlawful Furnishing of Explosives 	

Notes

Criminal cases typically contain multiple charges. The Alaska Court System categorizes cases for reporting purposes based on the most serious charge.

* In FY07 the Alaska Court System changed the way it categorizes criminal cases for annual reporting. The categories now conform to the National Center for State Courts' national model for caseload statistical reporting. This change is intended to make Alaska's statistics easier to compile, understand, and compare to those of other jurisdictions

**Superior Courts
Felony Case Dispositions
FY 05 - FY 07**

Court	FY 05	FY 06	FY 07	Change	
				FY 05 to FY 07	FY 06 to FY 07
Anchorage	1,962	2,350	2,549	30%	8%
Barrow	58	71	55	-5%	-23%
Bethel	473	463	422	-11%	-9%
Dillingham	146	127	143	-2%	13%
Fairbanks	546	686	707	29%	3%
Juneau	193	213	194	1%	-9%
Kenai	344	400	432	26%	8%
Ketchikan	209	238	172	-18%	-28%
Kodiak	131	130	91	-31%	-30%
Kotzebue	235	218	157	-33%	-28%
Nome	141	128	128	-9%	0%
Palmer	566	603	456	-19%	-24%
Petersburg	24	28	18	-25%	-36%
Sitka	62	64	56	-10%	-12%
Valdez	29	104	88	203%	-15%
Wrangell	22	21	9	N/S	N/S
Total	5,141	5,844	5,677	10%	-3%
1st District	510	564	449	-12%	-20%
2nd District	434	417	340	-22%	-18%
3rd District	3,178	3,714	3,759	18%	1%
4th District	1,019	1,149	1,129	11%	-2%

N/S - Numbers 10 or less are not compared statistically

**Superior Courts
Felony Case Disposition Stage
FY 07**

Court	Stage of Disposition									Total
	At / Before Arraignment		Between Arraignment and Trial			Court Trial		Jury Trial		
	DS ¹ / DP ²	PG ³	DS ¹ / DP ²	PG ³	Other	Guilty	Not Guilty	Guilty	Not Guilty	
Anchorage ⁴	194	15	488	1,800	6	2	0	40	4	2,549
Barrow	1	1	12	39	0	1	0	1	0	55
Bethel	1	0	132	279	3	0	0	3	4	422
Dillingham	3	5	26	104	0	0	0	5	0	143
Fairbanks ⁴	47	21	104	477	25	0	1	24	8	707
Juneau	0	0	35	151	0	0	0	6	2	194
Kenai	3	2	60	341	3	0	0	19	4	432
Ketchikan	2	0	25	133	2	0	1	6	3	172
Kodiak	3	4	20	64	0	0	0	0	0	91
Kotzebue	1	11	42	98	5	0	0	0	0	157
Nome	0	2	23	99	4	0	0	0	0	128
Palmer ⁴	1	1	82	350	2	1	0	19	0	456
Petersburg	0	0	2	16	0	0	0	0	0	18
Sitka	1	1	7	42	2	0	0	3	0	56
Valdez	2	1	14	70	0	0	0	0	1	88
Wrangell	0	0	0	8	0	0	0	0	1	9
Total	259	64	1,072	4,071	52	4	2	126	27	5,677
% of Total	4.6	1.1	18.9	71.7	0.9	0.1	-	2.2	0.5	100.0
1st District	3	1	69	350	4	0	1	15	6	449
2nd District	2	14	77	236	9	1	0	1	0	340
3rd District	206	28	690	2,729	11	3	0	83	9	3,759
4th District	48	21	236	756	28	0	1	27	12	1,129

¹ dismissed ² deferred prosecution ³ pled guilty

⁴ In Anchorage, Palmer and Fairbanks, dispositions in the 1st & 2nd columns occurred before arraignment in superior court. Dispositions in the 3rd & 4th columns occurred at arraignment or between arraignment and trial.

**Superior Courts
Probate Case Filings¹
FY 05 - FY 07**

Court	FY 05	FY 06	FY 07	Change	
				FY 05 to FY 07	FY 06 to FY 07
Anchorage	1,670	1,579	1,470	-12%	-7%
Barrow	54	58	33	-39%	-43%
Bethel	162	200	135	-17%	-32%
Dillingham	18	30	21	17%	-30%
Fairbanks	677	642	651	-4%	1%
Juneau	275	294	297	8%	1%
Kenai	231	177	250	8%	41%
Ketchikan	174	157	140	-20%	-11%
Kodiak	30	40	51	70%	28%
Kotzebue	36	32	21	-42%	-34%
Nome	44	53	55	25%	4%
Palmer	233	242	223	-4%	-8%
Petersburg	13	12	9	N/S	N/S
Sitka	50	55	50	0%	-9%
Valdez	9	12	13	N/S	N/S
Wrangell	14	11	9	N/S	N/S
Total	3,690	3,594	3,428	-7%	-5%
1st District	526	529	505	-4%	-5%
2nd District	134	143	109	-19%	-24%
3rd District	2,191	2,080	2,028	-7%	-2%
4th District	839	842	786	-6%	-7%

¹ Domestic relations, probate, and children's matters are accepted in some district court sites without superior courts. These statistics do not include probate cases filed in those district courts

N/S - Numbers 10 or less are not statistically compared

**Superior Courts
Composition of Probate Case Filings¹
FY 07**

Court	Case Type						Total
	Adoption	Estates	Sanity / Alcohol	Guardian-ships ²	Minor Proc. ³	Other	
Anchorage	340	458	231	317	103	21	1,470
Barrow	1	7	21	3	1	0	33
Bethel	2	21	58	28	26	0	135
Dillingham	3	3	5	6	1	3	21
Fairbanks	102	155	291	80	14	9	651
Juneau	39	89	134	27	8	0	297
Kenai	46	75	87	40	2	0	250
Ketchikan	11	34	73	18	4	0	140
Kodiak	10	20	11	3	0	7	51
Kotzebue	2	5	7	3	1	3	21
Nome	5	12	20	14	3	1	55
Palmer	44	72	27	70	8	2	223
Petersburg	1	1	7	0	0	0	9
Sitka	4	18	15	12	1	0	50
Valdez	5	4	1	2	1	0	13
Wrangell	3	1	3	1	0	1	9
Total	618	975	991	624	173	47	3,428
% of Total	18.0	28.4	28.9	18.2	5.0	1.5	100.0
1st District	58	143	232	58	13	1	505
2nd District	8	24	48	20	5	4	109
3rd District	448	632	362	438	115	33	2,028
4th District	104	176	349	108	40	9	786

¹These statistics do not include probate cases filed in district court sites without superior courts

²Guardianships, Conservatorships, Protective Proceedings

³Minor Settlements, Emancipations

**Superior Courts
Probate Case Dispositions¹
FY 05 - FY 07**

Court	FY 05	FY 06	FY 07	Change	
				FY 05 to FY 07	FY 06 to FY 07
Anchorage	839	2,244	2,492	197%	11%
Barrow	49	60	36	-27%	-40%
Bethel	119	169	80	-33%	-53%
Dillingham	25	21	17	-32%	-19%
Fairbanks	553	737	664	20%	-10%
Juneau	278	313	282	1%	-10%
Kenai	318	168	266	-16%	58%
Ketchikan	173	150	136	-21%	-9%
Kodiak	30	41	46	53%	12%
Kotzebue	37	30	23	-38%	-23%
Nome	44	69	51	16%	-26%
Palmer	108	191	176	63%	-8%
Petersburg	13	26	11	-15%	-58%
Sitka	49	58	56	14%	-3%
Vaidez	9	8	7	N/S	N/S
Wrangell	12	17	12	0%	-29%
Total	2,656	4,302	4,355	64%	1%
1st District	525	564	497	-5%	-12%
2nd District	130	159	110	-15%	-31%
3rd District	1,329	2,673	3,004	126%	12%
4th District	672	906	744	11%	-18%

N/S - Numbers 10 or less are not compared statistically

¹ These statistics do not include probate cases disposed in district court sites without superior courts

**Superior Courts
Domestic Relations Case Filings¹
FY 05 - FY 07**

Court	FY 05	FY 06	FY 07	Change	
				FY 05 to FY 07	FY 06 to FY 07
Anchorage	2,531	2,412	2,246	-11%	-7%
Barrow	28	25	20	-29%	-20%
Bethel	87	80	66	-24%	-17%
Dillingham	18	39	33	83%	-15%
Fairbanks	788	709	857	9%	21%
Juneau	227	260	203	-11%	-22%
Kenai	235	278	268	14%	-4%
Ketchikan	141	177	132	-6%	-25%
Kodiak	73	75	81	11%	8%
Kotzebue	39	24	27	-31%	13%
Nome	45	21	43	-4%	105%
Palmer	446	477	484	9%	1%
Petersburg	15	14	21	40%	50%
Sitka	58	64	67	16%	5%
Valdez	33	18	27	-18%	50%
Wrangell	3	12	15	N/S	N/S
Total	4,767	4,685	4,590	-4%	-2%
1st District	444	527	438	-1%	-17%
2nd District	112	70	90	-20%	29%
3rd District	3,336	3,299	3,139	-6%	-5%
4th District	875	789	923	5%	17%

¹ Domestic relations, probate, and children's matters are accepted in some district court sites without superior courts. These statistics do not include domestic relations cases filed in those district courts.

N/S - Numbers 10 or less are not statistically compared.

Superior Courts
Domestic Relations Composition of Case Filings¹
FY 07

Court	Case Type				Total
	Divorce	Dissolution	Support / Custody	Other	
Anchorage	899	874	419	54	2,246
Barrow	9	3	6	2	20
Bethel	26	13	16	11	66
Dillingham	19	3	5	6	33
Fairbanks	378	338	114	27	857
Juneau	67	100	36	0	203
Kenai	90	112	63	3	268
Ketchikan	50	51	30	1	132
Kodiak	34	35	10	2	81
Kotzebue	14	2	9	2	27
Nome	15	9	19	0	43
Palmer	178	197	95	14	484
Petersburg	6	10	4	1	21
Sitka	30	25	10	2	67
Valdez	12	10	5	0	27
Wrangell	2	7	6	0	15
Total	1,829	1,789	847	125	4,590
% of Total	39.8	39.0	18.5	2.7	100.0
1st District	155	193	86	4	438
2nd District	38	14	34	4	90
3rd District	1,232	1,231	597	79	3,139
4th District	404	351	130	38	923

¹ These statistics do not include domestic relations cases filed in district court sites without superior courts.

**Superior Courts
Domestic Relations Case Dispositions¹
FY 05 - FY 07**

Court	FY 05	FY 06	FY 07	Change	
				FY 05 to FY 07	FY 06 to FY 07
Anchorage	2,533	2,513	2,358	-7%	-6%
Barrow	23	28	14	-39%	-50%
Bethel	71	70	68	-4%	-3%
Dillingham	32	34	20	-37%	-41%
Fairbanks	759	753	783	3%	4%
Juneau	214	256	226	6%	-12%
Kenai	208	286	274	32%	-4%
Ketchikan	155	164	151	-3%	-8%
Kodiak	85	81	69	-19%	-15%
Kotzebue	36	33	27	-25%	-18%
Nome	44	28	27	-39%	-4%
Palmer	473	474	485	3%	2%
Petersburg	13	21	19	46%	-10%
Sitka	78	61	58	-26%	-5%
Valdez	32	23	19	-41%	-17%
Wrangell	5	12	12	N/S	0%
Total	4,761	4,837	4,610	-3%	-5%
1st District	465	514	466	0%	-9%
2nd District	103	89	68	-34%	-24%
3rd District	3,363	3,411	3,225	-4%	-5%
4th District	830	823	851	3%	3%

N/S- Numbers 10 or less are not statistically compared

¹ These statistics do not include domestic relations cases disposed in district court sites without superior courts

Domestic Relations Case Disposition Type ¹
FY 07

Court	Stage of Disposition				Total
	Dismissed	Diss./Div. Hearing	Trial	Other	
Anchorage	443	1,458	285	172	2,358
Barrow	3	2	3	6	14
Bethel	22	30	0	16	68
Dillingham	6	6	0	8	20
Fairbanks	131	542	41	69	783
Juneau	33	172	4	17	226
Kenai	68	167	18	21	274
Ketchikan	26	94	1	30	151
Kodiak	5	56	2	6	69
Kotzebue	10	7	2	8	27
Nome	5	17	1	4	27
Palmer	73	300	53	59	485
Petersburg	0	13	0	6	19
Sitka	6	38	6	8	58
Valdez	8	10	0	1	19
Wrangell	0	9	1	2	12
Total	839	2,921	417	433	4,610
% of Total	18.2	63.4	9.0	9.4	100.0
1st District	65	326	12	63	466
2nd District	18	26	6	18	68
3rd District	603	1,997	358	267	3,225
4th District	153	572	41	85	851

¹ These statistics do not include domestic relations cases disposed in district court sites without superior courts

**Superior Courts
Other Civil Case Filings¹
FY 05 - FY 07**

Court	FY 05	FY 06	FY 07	Change	
				FY 05 to FY 07	FY 06 to FY 07
Anchorage	1,757	1,631	1,437	-18%	-12%
Barrow	48	43	25	-48%	-42%
Bethel	137	72	115	-16%	60%
Dillingham	31	22	19	-39%	-14%
Fairbanks	263	320	342	30%	7%
Juneau	174	194	166	-5%	-14%
Kenai	174	150	138	-21%	-8%
Ketchikan	85	76	66	-22%	-13%
Kodiak	149	123	41	-72%	-67%
Kotzebue	49	48	53	8%	10%
Nome	16	30	45	181%	50%
Palmer	225	256	240	7%	-6%
Petersburg	6	13	10	N/S	N/S
Sitka	36	39	50	39%	28%
Valdez	11	12	14	27%	17%
Wrangell	7	9	11	N/S	N/S
Total	3,168	3,038	2,772	-12%	-9%
1st District	308	331	303	-2%	-8%
2nd District	113	121	123	9%	2%
3rd District	2,347	2,194	1,889	-20%	-14%
4th District	400	392	457	14%	17%

N/S - Numbers 10 or less are not statistically compared

¹ Does not include domestic violence or stalking cases filed in the superior courts. All domestic violence and stalking cases are counted as district court cases.

Superior Courts
Other Civil Case Composition of Filings
FY 07

Court	Case Type					Total
	Admin. Review	Debt/ Contract	Tort	Real Prop/ FED ¹	Other	
Anchorage	186	172	499	82	498	1,437
Barrow	3	1	3	5	13	25
Bethel	2	5	67	3	38	115
Dillingham	0	1	5	4	9	19
Fairbanks	42	19	99	42	140	342
Juneau	5	18	35	24	84	166
Kenai	14	11	38	4	71	138
Ketchikan	9	7	17	10	23	66
Kodiak	1	11	7	1	21	41
Kotzebue	2	1	10	2	38	53
Nome	1	2	5	6	31	45
Palmer	38	16	53	37	96	240
Petersburg	0	0	2	2	6	10
Sitka	3	8	8	10	21	50
Valdez	1	2	3	0	8	14
Wrangell	7	0	0	1	3	11
Total	314	274	851	233	1,100	2,772
% of Total	11.3	9.9	30.7	8.4	39.7	100.0
1st District	24	33	62	47	137	303
2nd District	6	4	18	13	82	123
3rd District	240	213	605	128	703	1,889
4th District	44	24	166	45	178	457

¹ FED - Forcible Entry and Detainer

² Does not include domestic violence or stalking cases filed in the superior courts. All domestic violence and stalking cases are counted as district court cases

**Superior Courts
Other Civil Case Disposition Type¹
FY 07**

Court	Stage of Disposition						Total
	Dismiss / Settle	Default Judgment	Summary Judgment	Court Trial	Jury Trial	Other	
Anchorage	1,012	63	92	26	18	469	1,680
Barrow	13	5	3	0	0	8	29
Bethel	67	4	1	0	1	20	93
Dillingham	5	2	1	0	0	3	11
Fairbanks	160	9	24	4	1	130	328
Juneau	55	11	1	0	3	90	160
Kenai	120	3	4	1	3	52	183
Ketchikan	42	6	2	0	1	30	81
Kodiak	9	3	0	0	0	14	26
Kotzebue	20	9	2	0	0	9	40
Nome	14	5	1	1	0	14	35
Palmer	146	4	13	5	4	98	270
Petersburg	4	1	0	0	0	6	11
Sitka	21	3	1	1	1	23	50
Valdez	9	0	0	0	1	6	16
Wrangell	6	0	1	0	0	2	9
Total	1,703	128	146	38	33	974	3,022
% of Total	56.4	4.2	4.8	1.3	1.1	32.2	100.0
1st District	128	21	5	1	5	151	311
2nd District	47	19	6	1	0	31	104
3rd District	1,301	75	110	32	26	642	2,186
4th District	227	13	25	4	2	150	421

¹ Does not include domestic violence or stalking cases resolved in the superior courts. All domestic violence and stalking cases are counted as district court cases.

Superior Courts
Children's Matters Filings¹
FY 05 - FY 07

Court	FY 05	FY 06	FY 07	Change	
				FY 05 to FY 07	FY 06 to FY 07
Anchorage	1,211	1,250	1,182	-2%	-5%
Barrow	91	60	69	-24%	15%
Bethel	193	189	153	-21%	-19%
Dillingham	53	38	25	-53%	-34%
Fairbanks	267	372	346	30%	-7%
Juneau	155	131	167	8%	27%
Kenai	157	180	195	24%	8%
Ketchikan	77	88	94	22%	7%
Kodiak	136	85	100	-26%	18%
Kotzebue	73	102	86	18%	-16%
Nome	84	69	91	8%	32%
Palmer	228	243	260	14%	7%
Petersburg	14	12	20	43%	67%
Sitka	24	16	16	-33%	0%
Valdez	22	19	23	5%	21%
Wrangell	5	5	7	N/S	N/S
Total	2,790	2,859	2,834	2%	-1%
1st District	275	252	304	11%	21%
2nd District	248	231	246	-1%	6%
3rd District	1,807	1,815	1,785	-1%	-2%
4th District	460	561	499	8%	-11%

N/S - Numbers 10 or less are not statistically compared

¹ Domestic relations, probate, and children's matters are accepted in some district court sites without superior courts. These statistics do not include children's cases filed in those district courts.

**Superior Courts
Children's Matters Composition of Case Filings¹
FY 07**

Court	Petition Type			Total
	Delinquency ²	Child in Need of Aid ³	Termination of Parental Rights ⁴	
Anchorage	621	434	127	1,182
Barrow	46	15	8	69
Bethel	59	78	16	153
Dillingham	23	2	0	25
Fairbanks	146	119	81	346
Juneau	86	81	0	167
Kenai	86	92	17	195
Ketchikan	70	24	0	94
Kodiak	88	12	0	100
Kotzebue	43	25	18	86
Nome	76	13	2	91
Palmer	109	97	54	260
Petersburg	19	1	0	20
Sitka	8	8	0	16
Valdez	20	3	0	23
Wrangell	7	0	0	7
Total	1,507	1,004	323	2,834
% of Total	53.2	35.4	11.4	100.0
1st District	190	114	0	304
2nd District	165	53	28	246
3rd District	947	640	198	1,785
4th District	205	197	97	499

¹These statistics do not include children's matters filed in district court sites without superior courts

²Includes new petitions for adjudication of delinquency and petitions to revoke probation filed in existing delinquency cases

³New child in need of aid petitions only

⁴Petitions for termination of parental rights filed in existing CINA cases. In courts using the new trial court case-management system, a single petition covering both parents is counted as two petitions

**Superior Courts
Children's Matters Dispositions¹
FY 05 - FY 07**

Court	FY 05	FY 06	FY 07	Change	
				FY 05 to FY 07	FY 06 to FY 07
Anchorage ²	446	1,072	711	59%	-34%
Barrow	69	47	61	-12%	30%
Bethel	137	138	75	-45%	-46%
Dillingham	57	38	23	-60%	-39%
Fairbanks ²	114	332	241	111%	-27%
Juneau	155	132	137	-12%	4%
Kenai	170	141	153	-10%	9%
Ketchikan	76	59	84	11%	42%
Kodiak	136	112	48	-65%	-57%
Kotzebue	72	118	77	7%	-35%
Nome	86	75	82	-5%	9%
Palmer ²	115	229	214	86%	-7%
Petersburg	14	11	16	14%	45%
Sitka	24	20	56	133%	180%
Valdez	22	25	10	N/S	N/S
Wrangell	5	6	7	N/S	N/S
Total	1,698	2,555	1,995	17%	-22%
1st District	274	228	300	9%	32%
2nd District	227	240	220	-3%	-8%
3rd District	946	1,617	1,159	23%	-28%
4th District	251	470	316	26%	-33%

N/S - Numbers 10 or less are not statistically compared.

¹These statistics do not include children's matters cases disposed in district court sites without superior courts

²In FY05, courts using the new trial court case management system (Anchorage, Fairbanks, and Palmer) stopped closing CINA cases following disposition. Instead, these cases now remain open as long as the child is in state custody

District Court

(computerized)



**District Courts - Computerized
Summary of Case Filings¹
FY 05 - FY 07**

Court	FY 05	FY 06	FY 07	Change	
				FY 05 to FY 07	FY 06 to FY 07
Anchorage	51,285	53,105	49,916	-3%	-6%
Barrow	894	884	1,068	19%	21%
Bethel	2,261	2,429	2,242	-1%	-8%
Cordova*	363	436	315	-13%	-28%
Craig*	666	717	735	10%	3%
Delta Junction*	979	1,408	1,268	30%	-10%
Dillingham	1,219	940	927	-24%	-1%
Fairbanks	12,336	15,423	15,953	29%	3%
Glennallen*	1,261	2,317	1,990	58%	-14%
Haines*	385	234	428	11%	83%
Healy*	2,257	3,057	2,858	27%	-7%
Homer*	1,761	1,829	1,903	8%	4%
Juneau	5,545	5,144	4,519	-19%	-12%
Kenai	8,975	8,782	10,245	14%	17%
Ketchikan	3,371	3,140	3,442	2%	10%
Kodiak	2,853	2,899	2,773	-3%	-4%
Kotzebue	1,351	1,004	1,164	-14%	16%
Naknek*	373	464	342	-8%	-26%
Nenana*	822	872	845	3%	-3%
Nome	1,100	1,183	1,415	29%	20%
Palmer	19,874	20,864	19,859	0%	-5%
Petersburg	320	323	309	-3%	-4%
Seward*	1,321	1,942	2,875	118%	48%
Sitka	1,351	1,335	1,384	2%	4%
Tok*	699	1,027	970	39%	-6%
Unalaska*	495	510	578	17%	13%
Valdez	641	841	600	-6%	-29%
Wrangell	226	254	209	-8%	-18%
Total	124,984	133,363	131,132	5%	-2%
1st District	11,864	11,147	11,026	-7%	-1%
2nd District	3,345	3,071	3,647	9%	19%
3rd District	90,421	94,929	92,323	2%	-3%
4th District	19,354	24,216	24,136	25%	0%

*District court site without superior court

¹ These statistics do not include felony cases initiated in the district court. They do include superior court civil cases filed in district court sites without superior courts. In addition, all domestic violence and stalking cases are counted as district court cases.

FY06 filings totals were adjusted from the numbers published in last year's annual report due to an adjustment in the number of civil cases reported for the Palmer court.

**District Courts - Computerized
Composition of Case Filings
FY 07**

Court	Misde- meanor	Minor Offense	Civil		Total
			Small Claims	Other Civil ¹	
Anchorage	11,111	25,011	5,074	8,720	49,916
Barrow	530	384	54	100	1,068
Bethel	1,555	322	132	233	2,242
Cordova*	118	130	13	54	315
Craig*	288	297	30	120	735
Delta Junction*	93	1,108	19	48	1,268
Dillingham	600	190	49	88	927
Fairbanks	3,737	9,184	1,303	1,729	15,953
Glennallen*	184	1,708	23	75	1,990
Haines*	143	230	22	33	428
Healy*	126	2,714	15	3	2,858
Homer*	535	908	104	356	1,903
Juneau	1,288	1,833	869	529	4,519
Kenai	2,310	6,867	374	694	10,245
Ketchikan	1,105	1,651	292	394	3,442
Kodiak	669	1,745	186	173	2,773
Kotzebue	799	181	60	124	1,164
Naknek*	225	44	38	35	342
Nenana*	99	732	4	10	845
Nome	872	265	125	153	1,415
Palmer	2,839	15,017	759	1,244	19,859
Petersburg	146	78	55	30	309
Seward*	440	2,289	35	111	2,875
Sitka	597	517	127	143	1,384
Tok*	162	762	16	30	970
Unalaska*	265	217	15	81	578
Valdez	177	336	36	51	600
Wrangell	143	32	19	15	209
Total	31,156	74,752	9,848	15,376	131,132
% of Total	23.8	57.0	7.5	11.6	100.0
1st District	3,710	4,638	1,414	1,264	11,026
2nd District	2,201	830	239	377	3,647
3rd District	19,473	54,462	6,706	11,682	92,323
4th District	5,772	14,822	1,489	2,053	24,136

*District court site without superior court

¹ These statistics include superior court civil cases filed in district court sites without superior courts. They also include domestic violence and stalking cases filed in the superior courts. All domestic violence and stalking cases are counted as district court cases.

**District Courts - Computerized
Composition of Case Dispositions
FY 07**

Court	Misde- meanor	Minor Offense	Civil		Total
			Small Claims	Other Civil ¹	
Anchorage	10,811	24,771	7,135	9,405	52,122
Barrow	550	349	54	98	1,051
Bethel	1,509	394	87	202	2,192
Cordova*	107	143	31	47	328
Craig*	280	384	32	98	794
Delta Junction*	87	1,201	17	27	1,332
Dillingham	509	131	24	62	726
Fairbanks	3,903	9,301	1,289	1,819	16,312
Giennallen*	198	1,743	24	63	2,028
Haines*	131	164	16	34	345
Healy*	146	2,724	5	2	2,877
Homer*	532	900	92	287	1,811
Juneau	1,298	8,097	785	514	10,694
Kenai	2,367	6,785	344	653	10,149
Ketchikan	1,050	1,662	284	376	3,372
Kodiak	666	1,636	145	157	2,604
Kotzebue	735	188	53	116	1,092
Naknek*	257	21	25	25	328
Nenana*	85	665	16	10	776
Nome	846	284	80	149	1,359
Palmer	2,786	16,569	1,079	1,082	21,516
Petersburg	141	114	54	30	339
Seward*	429	2,259	43	97	2,828
Sitka	568	562	116	132	1,378
Tok*	167	754	20	24	965
Unalaska*	247	231	15	80	573
Valdez	191	337	55	51	634
Wrangell	135	46	16	21	218
Total	30,731	82,415	11,936	15,661	140,743
% of Total	21.8	58.6	8.5	11.1	100.0
1st District	3,603	11,029	1,303	1,205	17,140
2nd District	2,131	821	187	363	3,502
3rd District	19,100	55,526	9,012	12,009	95,647
4th District	5,897	15,039	1,434	2,084	24,454

*District court site without superior court

¹ Superior court cases are accepted in some district court sites without superior courts. These cases are included in the 'Other Civil' category. These statistics also include domestic violence and stalking cases resolved in the superior courts. All domestic violence and stalking cases are counted as district court cases.

**District Courts - Computerized
Summary of Case Dispositions¹
FY 05 - FY 07**

Court	FY 05	FY 06	FY 07	Change	
				FY 05 to FY 07	FY 06 to FY 07
Anchorage	38,590	58,012	52,122	35%	-10%
Barrow	900	870	1,051	17%	21%
Bethel	2,034	2,491	2,192	8%	-12%
Cordova*	435	449	328	-25%	-27%
Craig*	770	713	794	3%	11%
Delta Junction*	1,025	1,378	1,332	30%	-3%
Dillingham	1,159	947	726	-37%	-23%
Fairbanks	9,072	15,701	16,312	80%	4%
Glennallen*	767	2,294	2,028	164%	-12%
Haines*	381	163	345	-9%	112%
Healy*	2,237	3,682	2,877	29%	-22%
Homer*	1,763	1,688	1,811	3%	7%
Juneau	5,559	5,744	10,694	92%	86%
Kenai	8,877	8,872	10,149	14%	14%
Ketchikan	3,348	3,144	3,372	1%	7%
Kodiak	2,827	2,851	2,604	-8%	-9%
Kotzebue	1,408	1,080	1,092	-22%	1%
Naknek*	397	382	328	-17%	-14%
Nenana*	774	539	776	0%	44%
Nome	1,074	1,161	1,359	27%	17%
Palmer	17,528	20,944	21,516	23%	3%
Petersburg	334	348	339	1%	-3%
Seward*	1,288	1,914	2,828	120%	48%
Sitka	1,331	1,309	1,378	4%	5%
Tok*	698	943	965	38%	2%
Unalaska*	523	462	573	10%	24%
Valdez	555	810	634	14%	-22%
Wrangell	228	272	218	-4%	-20%
Total ²	105,882	139,163	140,743	33%	1%
1st District	11,951	11,693	17,140	43%	47%
2nd District	3,382	3,111	3,502	4%	13%
3rd District	74,709	99,625	95,647	28%	-4%
4th District	15,840	24,734	24,454	54%	-1%

*District court site without superior court

¹ These statistics include superior court civil cases disposed in district court sites without superior courts. They also include domestic violence and stalking cases resolved in the superior courts. All domestic violence and stalking cases are counted as district court cases.

² The FY05 dispositions total was reduced by 22 from the total published in last year's annual report.

**District Courts - Computerized
Non-Minor Offense Case Filings¹
FY 05 - FY 07**

Court	FY 05	FY 06	FY 07	Change	
				FY 05 to FY 07	FY 06 to FY 07
Anchorage	25,344	26,547	24,905	-2%	-6%
Barrow	616	684	684	11%	0%
Bethel	1,783	1,927	1,920	8%	0%
Cordova*	149	186	185	24%	-1%
Craig*	368	403	438	19%	9%
Delta Junction*	248	205	160	-35%	-22%
Dillingham	942	689	737	-22%	7%
Fairbanks	7,068	7,263	6,769	-4%	-7%
Glennallen*	282	316	282	0%	-11%
Haines*	125	139	198	58%	42%
Healy*	170	210	144	-15%	-31%
Homer*	777	880	995	28%	13%
Juneau	2,820	2,833	2,686	-5%	-5%
Kenai	3,153	3,182	3,378	7%	6%
Ketchikan	1,750	1,746	1,791	2%	3%
Kodiak	1,248	1,155	1,028	-18%	-11%
Kotzebue	928	808	983	6%	22%
Naknek*	314	394	298	-5%	-24%
Nenana*	146	129	113	-23%	-12%
Nome	925	961	1,150	24%	20%
Palmer	5,281	5,180	4,842	-8%	-7%
Petersburg	259	227	231	-11%	2%
Seward*	599	509	586	-2%	15%
Sitka	762	652	867	14%	33%
Tok*	252	261	208	-17%	-20%
Unalaska*	331	353	361	9%	2%
Valdez	306	369	264	-14%	-28%
Wrangell	168	188	177	5%	-6%
Total	57,114	58,396	56,380	-1%	-3%
1st District	6,252	6,188	6,388	2%	3%
2nd District	2,469	2,453	2,817	14%	15%
3rd District	38,726	39,760	37,861	-2%	-5%
4th District	9,667	9,995	9,314	-4%	-7%

*District court site without superior court

¹ These statistics do not include felony cases initiated in the district court. They do include superior court civil cases filed in district court sites without superior courts. In addition, all domestic violence and stalking cases are counted as district court cases

FY06 filings totals were adjusted from the numbers published in last year's annual report due to an adjustment in the number of civil cases reported for the Palmer court

**District Courts - Computerized
Non-Minor Offense Case Dispositions¹
FY 05 - FY 07**

Court	FY 05	FY 06	FY 07	Change	
				FY 05 to FY 07	FY 06 to FY 07
Anchorage	21,906	25,698	27,351	25%	6%
Barrow	603	679	702	16%	3%
Bethel	1,621	2,066	1,798	11%	-13%
Cordova*	186	167	185	-1%	11%
Craig*	396	425	410	4%	-4%
Delta Junction*	234	213	131	-44%	-38%
Dillingham	914	695	595	-35%	-14%
Fairbanks	6,108	7,185	7,011	15%	-2%
Glennallen*	255	323	285	12%	-12%
Haines*	121	91	181	50%	99%
Healy*	152	208	153	1%	-26%
Homer*	789	798	911	15%	14%
Juneau	2,832	2,926	2,597	-8%	-11%
Kenai	3,031	3,495	3,364	11%	-4%
Ketchikan	1,725	1,747	1,710	-1%	-2%
Kodiak	1,219	1,150	968	-21%	-16%
Kotzebue	983	833	904	-8%	9%
Naknek*	349	323	307	-12%	-5%
Nenana*	98	98	111	13%	13%
Nome	902	956	1,075	19%	12%
Palmer	4,601	5,006	4,947	8%	-1%
Petersburg	258	252	225	-13%	-11%
Seward*	565	533	569	1%	7%
Sitka	740	662	816	10%	23%
Tok*	251	231	211	-16%	-9%
Unalaska*	359	316	342	-5%	8%
Valdez	301	355	297	-1%	-16%
Wrangell	166	205	172	4%	-16%
Total	51,665	57,636	58,328	13%	1%
1st District	6,238	6,308	6,111	-2%	-3%
2nd District	2,488	2,468	2,681	8%	9%
3rd District	34,475	38,859	40,121	16%	3%
4th District	8,464	10,001	9,415	11%	-6%

*District court site without superior court

¹ These statistics include superior court civil cases disposed in district court sites without superior courts. They also include domestic violence and stalking cases resolved in the superior courts. All domestic violence and stalking cases are counted as district court cases.

**District Courts - Computerized
Misdemeanor Case Filings
FY 05 - FY 07**

Court	FY 05	FY 06	FY 07	Change	
				FY 05 to FY 07	FY 06 to FY 07
Anchorage	10,174	11,112	11,111	9%	0%
Barrow	444	492	530	19%	8%
Bethel	1,476	1,585	1,555	5%	-2%
Cordova	93	98	118	27%	20%
Craig	258	286	288	12%	1%
Delta Junction	146	153	93	-36%	-39%
Dillingham	707	583	600	-15%	3%
Fairbanks	3,812	4,199	3,737	-2%	-11%
Glennallen	188	225	184	-2%	-18%
Haines	65	84	143	120%	70%
Healy	161	183	126	-22%	-31%
Homer	494	438	535	8%	22%
Juneau	1,523	1,500	1,288	-15%	-14%
Kenai	2,192	2,008	2,310	5%	15%
Ketchikan	1,154	1,131	1,105	-4%	-2%
Kodiak	820	832	669	-18%	-20%
Kotzebue	762	668	799	5%	20%
Naknek	194	335	225	16%	-33%
Nenana	132	108	99	-25%	-8%
Nome	706	730	872	24%	19%
Palmer	3,003	2,967	2,839	-5%	-4%
Petersburg	156	155	146	-6%	-6%
Seward	445	345	440	-1%	28%
Sitka	538	481	597	11%	24%
Tok	194	200	162	-16%	-19%
Unalaska	232	275	265	14%	-4%
Valdez	191	267	177	-7%	-34%
Wrangell	108	142	143	32%	1%
Total	30,368	31,582	31,156	3%	-1%
1st District	3,802	3,779	3,710	-2%	-2%
2nd District	1,912	1,890	2,201	15%	16%
3rd District	18,733	19,485	19,473	4%	0%
4th District	5,921	6,428	5,772	-3%	-10%

**District Courts - Computerized
Misdemeanor Case Composition of Filings
FY 07**

Court	Person	Property	Drugs	Weapon	Public Order	DUI	Reckless Driving	Mtr Veh Other	Prot Ord Violation	Fish & Game	Other	Total
Anchorage	1,792	1,779	125	49	1,811	1,558	62	2,829	279	8	819	11,111
Barrow	111	19	18	2	230	50	1	16	9	10	64	530
Bethel	341	120	22	14	582	116	8	93	0	5	254	1,555
Cordova	8	3	0	1	28	16	0	6	0	33	23	118
Craig	54	26	3	4	58	34	1	43	0	24	41	288
Delta Junction	5	6	1	2	2	16	3	37	0	13	8	93
Dillingham	98	55	10	2	180	64	1	45	0	77	68	600
Fairbanks	463	378	119	21	604	800	22	683	45	20	582	3,737
Glennallen	22	8	6	1	56	29	0	31	0	14	17	184
Haines	29	11	2	2	21	14	2	26	0	6	30	143
Healy	9	12	20	1	7	7	4	40	0	16	10	126
Homer	69	25	10	4	75	149	2	141	0	0	60	535
Juneau	250	169	17	2	373	201	5	59	23	20	169	1,288
Kenai	200	140	71	10	353	299	24	736	0	80	397	2,310
Ketchikan	126	91	29	3	264	129	3	214	0	19	227	1,105
Kodiak	72	72	26	3	196	73	2	119	0	25	81	669
Kotzebue	202	66	20	7	306	48	1	26	9	10	104	799
Naknek	48	14	6	0	49	19	1	2	0	72	14	225
Nenana	14	14	5	0	31	6	1	18	0	2	8	99
Nome	259	63	15	6	307	46	1	44	14	6	111	872
Palmer	220	172	43	11	367	690	37	1,041	38	58	162	2,839
Petersburg	26	13	4	2	38	14	0	17	0	18	14	146
Seward	37	27	12	2	141	61	1	93	0	32	34	440
Sitka	73	33	3	1	160	105	2	70	0	26	124	597
Tok	23	7	4	1	30	17	0	43	0	13	24	162
Unalaska	55	34	2	1	41	50	0	19	0	17	46	265
Valdez	27	21	0	2	32	27	1	23	0	10	34	177
Wrangell	14	14	3	0	42	22	1	17	0	6	24	143
Total	4,647	3,392	596	154	6,384	4,660	186	6,531	417	640	3,549	31,156
% of Total	14.9	10.9	1.9	0.5	20.5	15.0	0.6	21.0	1.3	2.0	11.4	100.0
1st District	572	357	61	14	956	519	14	446	23	119	629	3,710
2nd District	572	148	53	15	843	144	3	86	32	26	279	2,201
3rd District	2,648	2,350	311	86	3,329	3,035	131	5,085	317	426	1,755	19,473
4th District	855	537	171	39	1,256	962	38	914	45	69	886	5,772

**District Courts
Misdemeanor Case Descriptions
FY 07**

<u>Violence</u>	<u>Nuisance</u>	<u>Traffic</u>
Assault	Criminal Mischief	Accident Violation
Child Abuse/Neglect	Disorderly Conduct	Driving Under the Influence
Concealed Weapon	Disrupt Meetings	Leaving the Scene
DV Violation	Disturbing the Peace	License Violation
Firearms	Harassment	Notice of Accident
Interfere with Custody	Indecent Exposure	Reckless Driving
Malicious Destruction	Panhandling	Handicap Parking
Reckless Endangerment	Trespass	Unauthorized Driver Without Insurance
Stalking	Unlawful Contact	
Terroristic Threats	Unauthorized Entry	
Violate Protective Order		<u>Other</u>
Weapon Misuse	<u>Alcohol / Drugs</u>	Attempted Crime
<u>Theft / Fraud</u>	Alcohol After Hours	Business License
Auto Theft	Contraband	Complicity
Concealing Merchandise	Contributing to the Delinquency of a Minor	Compulsory Attendance
Defraud	Controlled Substance	Contempt of Court
False Report	Drunk in Public	Fail to Answer
Fraud. Use of Credit Card	Furnishing Alcohol	Failure to Register as a Sex Offender
Illegal Purchase	Importation / Selling	Insurance
Impersonate Officer	Minor Consuming	Nonsupport
Larceny	Minor on Premises	Official Proceedings
Official Misconduct	Open Container	Tobacco
Pawnshop	Sell to Drunk	Truancy
Shoplift		Unlawful Construction
Tax Violation		Violation of Release
Telephones	<u>Resist / Evade Prosecution or Arrest</u>	
Theft	Arrest Prior Requisition	
Theft of Service	Destroy Evidence	
Vehicle Tampering	Escape	
Worthless Check	Evasion	
	Fail to Appear	
<u>Environmental</u>	Fugitive	
Animal Offenses	Hinder Prosecution	
Archaeological Offenses	Interfere with Official Proceedings	
Commercial Fishing	Resist Arrest	
Fire/Fireworks Offenses	Tampering with Evidence	
Fish and Game Offenses		
Graffiti/Littering/Junk	<u>Vice</u>	
Illegal Storage	Assignment/Practicing	
Obstruct Highway	Enticement	
Polluting	Gambling	
Public Excrement	Possess Child Pornography	
Safety Requirements	Prostitution / Soliciting	

**District Courts - Computerized
Felony Cases Initiated in District Court¹
FY 05 - FY 07**

Court	FY 05	FY 06	FY 07	Change	
				FY 05 to FY 07	FY 06 to FY 07
Anchorage	2,072	2,388	2,801	35%	17%
Barrow	45	54	54	20%	0%
Bethel	336	380	349	4%	-8%
Cordova	18	21	14	-22%	-33%
Craig	30	48	19	-37%	-60%
Delta Junction	0	0	0	N/S	N/S
Dillingham	66	56	95	44%	70%
Fairbanks	463	560	489	6%	-13%
Glennallen	37	24	25	-32%	4%
Haines	11	12	2	N/S	N/S
Healy	0	0	0	N/S	N/S
Homer	61	50	77	26%	54%
Juneau	142	128	128	-10%	0%
Kenai	238	234	269	13%	15%
Ketchikan	176	154	122	-31%	-21%
Kodiak	116	128	81	-30%	-37%
Kotzebue	248	179	154	-38%	-14%
Naknek	14	15	16	14%	7%
Nenana	0	0	0	N/S	N/S
Nome	115	141	129	12%	-9%
Palmer	539	459	362	-33%	-21%
Petersburg	23	24	9	N/S	N/S
Seward	37	43	57	54%	33%
Sitka	68	57	49	-28%	-14%
Tok	0	1	3	N/S	N/S
Unalaska	65	46	37	-43%	-20%
Valdez	26	25	46	77%	84%
Wrangell	8	12	3	N/S	N/S
Total	4,954	5,239	5,390	9%	3%
1st District	458	435	332	-28%	-24%
2nd District	408	374	337	-17%	-10%
3rd District	3,289	3,489	3,880	18%	11%
4th District	799	941	841	5%	-11%

N/S - Numbers 10 or less are not statistically compared

¹ This chart is for information purposes only. The totals are not included in the district court totals. All felony statistics are included on the superior court charts.

**District Courts - Computerized
Misdemeanor Case Dispositions
FY 05 - FY 07**

Court	FY 05	FY 06	FY 07	Change	
				FY 05 to FY 07	FY 06 to FY 07
Anchorage	10,073	10,736	10,811	7%	1%
Barrow	433	501	550	27%	10%
Bethel	1,387	1,774	1,509	9%	-15%
Cordova	130	90	107	-18%	19%
Craig	269	296	280	4%	-5%
Delta Junction	145	153	87	-40%	-43%
Dillingham	674	596	509	-24%	-15%
Fairbanks	3,679	4,059	3,903	6%	-4%
Glennallen	192	219	198	3%	-10%
Haines	75	58	131	75%	126%
Healy	140	181	146	4%	-19%
Homer	500	452	532	6%	18%
Juneau	1,468	1,576	1,298	-12%	-18%
Kenai	2,212	2,130	2,367	7%	11%
Ketchikan	1,126	1,111	1,050	-7%	-5%
Kodiak	758	845	666	-12%	-21%
Kotzebue	803	683	735	-8%	8%
Naknek	217	269	257	18%	-4%
Nenana	95	90	85	-11%	-6%
Nome	678	733	846	25%	15%
Palmer	3,065	2,929	2,786	-9%	-5%
Petersburg	147	160	141	-4%	-12%
Seward	427	383	429	0%	12%
Sitka	500	486	568	14%	17%
Tok	191	169	167	-13%	-1%
Unalaska	264	262	247	-6%	-6%
Valdez	202	260	191	-5%	-27%
Wrangell	105	146	135	29%	-8%
Total	29,955	31,347	30,731	3%	-2%
1st District	3,690	3,833	3,603	-2%	-6%
2nd District	1,914	1,917	2,131	11%	11%
3rd District	18,714	19,171	19,100	2%	0%
4th District	5,637	6,426	5,897	5%	-8%

**District Courts - Computerized
Misdemeanor Case Disposition Stage
FY 07**

Court	Stage of Disposition									Total
	At / Before Arraignment		Between Arraignment and Trial			Court Trials		Jury Trials		
	DS ¹ / DP ²	PG ³	DS ¹ / DP ²	PG ³	Other	Guilty	Not Guilty	Guilty	Not Guilty	
Anchorage*	386	1,716	2,811	5,846	15	2	0	28	7	10,811
Barrow	0	113	165	270	2	0	0	0	0	550
Bethel	5	23	554	907	9	1	1	2	7	1,509
Cordova	2	58	21	22	0	0	0	0	4	107
Craig	3	100	61	113	2	0	0	0	1	280
Delta Junction	5	33	15	34	0	0	0	0	0	87
Dillingham	36	145	59	250	13	0	0	4	2	509
Fairbanks	355	1,307	858	1,317	12	3	4	26	21	3,903
Glennallen	11	56	31	95	1	2	0	1	1	198
Haines	0	0	53	77	0	0	0	1	0	131
Healy	7	25	43	69	0	1	0	1	0	146
Homer	40	159	60	269	0	0	0	2	2	532
Juneau	21	176	298	781	6	2	0	7	7	1,298
Kenai	292	655	341	1,048	6	5	1	14	5	2,367
Ketchikan	30	196	214	594	3	0	0	5	8	1,050
Kodiak	56	222	155	228	2	1	0	1	1	666
Kotzebue	1	237	223	272	2	0	0	0	0	735
Naknek	8	119	45	82	0	0	0	3	0	257
Nenana	0	3	34	46	0	1	0	0	1	85
Nome	1	207	196	436	3	0	0	2	1	846
Palmer*	27	427	985	1,316	14	1	0	14	2	2,786
Petersburg	1	59	27	53	0	0	0	0	1	141
Seward	15	156	53	203	0	0	0	1	1	429
Sitka	25	86	144	304	3	0	1	4	1	568
Tok	3	49	46	67	1	0	0	0	1	167
Unalaska	0	4	75	132	33	1	0	2	0	247
Valdez	3	53	48	87	0	0	0	0	0	191
Wrangell	0	6	25	102	0	0	0	1	1	135
Total	1,333	6,390	7,640	15,020	127	20	7	119	75	30,731
% of Total	4.3	20.8	24.9	48.9	0.4	0.1	-	0.4	0.2	100.0
1st District	80	623	822	2,024	14	2	1	18	19	3,603
2nd District	2	557	584	978	7	0	0	2	1	2,131
3rd District	876	3,770	4,684	9,578	84	12	1	70	25	19,100
4th District	375	1,440	1,550	2,440	22	6	5	29	30	5,897

¹ dismissed ² deferred prosecution ³ pled guilty

* In Anchorage, Palmer and Fairbanks, dispositions in the 1st & 2nd columns occurred before arraignment in district court. Dispositions in occurred at arraignment or between arraignment and trial

**District Courts - Computerized
Small Claims Case Filings
FY 05 - FY 07**

Court	FY 05	FY 06	FY 07	Change	
				FY 05 to FY 07	FY 06 to FY 07
Anchorage	4,909	5,070	5,074	3%	0%
Barrow	61	63	54	-11%	-14%
Bethel	99	88	132	33%	50%
Cordova	14	37	13	-7%	-65%
Craig	57	33	30	-47%	-9%
Delta Junction	41	20	19	-54%	-5%
Dillingham	89	20	49	-45%	145%
Fairbanks	1,578	1,358	1,303	-17%	-4%
Glennallen	35	24	23	-34%	-4%
Haines	38	18	22	-42%	22%
Healy	1	3	15	N/S	N/S
Homer	89	85	104	17%	22%
Juneau	764	770	869	14%	13%
Kenai	395	425	374	-5%	-12%
Ketchikan	259	229	292	13%	28%
Kodiak	240	150	186	-22%	24%
Kotzebue	74	48	60	-19%	25%
Naknek	80	18	38	-52%	111%
Nenana	8	13	4	N/S	N/S
Nome	91	82	125	37%	52%
Palmer	1,097	956	759	-31%	-21%
Petersburg	50	39	55	10%	41%
Seward	47	38	35	-26%	-8%
Sitka	89	73	127	43%	74%
Tok	32	28	16	-50%	-43%
Unalaska	12	21	15	25%	-29%
Valdez	69	59	36	-48%	-39%
Wrangell	21	20	19	-10%	-5%
Total	10,339	9,788	9,848	-5%	1%
1st District	1,278	1,182	1,414	11%	20%
2nd District	226	193	239	6%	24%
3rd District	7,076	6,903	6,706	-5%	-3%
4th District	1,759	1,510	1,489	-15%	-1%

N/S - Numbers 10 or less are not statistically compared

**District Courts - Computerized
Small Claims Case Dispositions
FY 05 - FY 07**

Court	FY 05	FY 06	FY 07	Change	
				FY 05 to FY 07	FY 06 to FY 07
Anchorage	4,375	4,273	7,135	63%	67%
Barrow	51	60	54	6%	-10%
Bethel	81	79	87	7%	10%
Cordova	14	23	31	121%	35%
Craig	74	46	32	-57%	-30%
Delta Junction	35	26	17	-51%	-35%
Dillingham	84	21	24	-71%	14%
Fairbanks	1,258	1,470	1,289	2%	-12%
Glennallen	28	30	24	-14%	-20%
Haines	25	11	16	-36%	45%
Healy	5	3	5	N/S	N/S
Homer	77	64	92	19%	44%
Juneau	833	841	785	-6%	-7%
Kenai	312	539	344	10%	-36%
Ketchikan	272	243	284	4%	17%
Kodiak	257	149	145	-44%	-3%
Kotzebue	88	64	53	-40%	-17%
Naknek	76	19	25	-67%	32%
Nenana	1	5	16	N/S	N/S
Nome	107	87	80	-25%	-8%
Palmer	707	912	1,079	53%	18%
Petersburg	59	57	54	-8%	-5%
Seward	57	34	43	-25%	26%
Sitka	100	71	116	16%	63%
Tok	29	30	20	-31%	-33%
Unalaska	15	16	15	0%	-6%
Valdez	58	60	55	-5%	-8%
Wrangell	21	23	16	-24%	-30%
Total	9,099	9,256	11,936	31%	29%
1st District	1,384	1,292	1,303	-6%	1%
2nd District	246	211	187	-24%	-11%
3rd District	6,060	6,140	9,012	49%	47%
4th District	1,409	1,613	1,434	2%	-11%

N/S - Numbers 10 or less are not statistically compared

**District Courts - Computerized
Small Claims Case Disposition Type
FY 07**

Court	Stage of Disposition					Total
	Dismiss	Default Judgment	Judgment on the Pleadings	Trial	Other	
Anchorage	3,857	2,447	460	208	163	7,135
Barrow	17	26	8	1	2	54
Bethel	25	51	8	0	3	87
Cordova	13	16	0	0	2	31
Craig	8	18	3	2	1	32
Delta Junction	5	8	2	0	2	17
Dillingham	7	13	4	0	0	24
Fairbanks	502	530	102	127	28	1,289
Glennallen	5	12	5	1	1	24
Haines	0	5	7	3	1	16
Healy	3	2	0	0	0	5
Homer	19	31	12	25	5	92
Juneau	278	416	48	17	26	785
Kenai	69	159	44	51	21	344
Ketchikan	88	131	30	26	9	284
Kodiak	45	68	17	3	12	145
Kotzebue	18	20	7	1	7	53
Naknek	11	8	5	0	1	25
Nenana	11	3	1	1	0	16
Nome	26	40	9	2	3	80
Palmer	536	348	71	79	45	1,079
Petersburg	24	15	9	2	4	54
Seward	17	15	4	0	7	43
Sitka	33	59	12	11	1	116
Tok	11	3	3	3	0	20
Unalaska	2	3	3	4	3	15
Valdez	31	17	0	2	5	55
Wrangell	5	5	2	4	0	16
Total	5,666	4,469	876	573	352	11,936
% of Total	47.5	37.4	7.4	4.8	2.9	100.0
1st District	436	649	111	65	42	1,303
2nd District	61	86	24	4	12	187
3rd District	4,612	3,137	625	373	265	9,012
4th District	557	597	116	131	33	1,434

**District Courts - Computerized
Other Civil Case Filings¹
FY 05 - FY 07**

Court	FY 05	FY 06	FY 07	Change	
				FY 05 to FY 07	FY 06 to FY 07
Anchorage	10,261	10,365	8,720	-15%	-16%
Barrow	111	129	100	-10%	-22%
Bethel	208	254	233	12%	-8%
Cordova*	42	51	54	29%	6%
Craig*	53	84	120	126%	43%
Delta Junction*	61	32	48	-21%	50%
Dillingham	146	86	88	-40%	2%
Fairbanks	1,678	1,706	1,729	3%	1%
Glennallen*	59	67	75	27%	12%
Haines*	22	37	33	50%	-11%
Healy*	8	24	3	N/S	N/S
Homer*	194	357	356	84%	0%
Juneau	533	563	529	-1%	-6%
Kenai	566	749	694	23%	-7%
Ketchikan	337	386	394	17%	2%
Kodiak	188	173	173	-8%	0%
Kotzebue	92	92	124	35%	35%
Naknek*	40	41	35	-12%	-15%
Nenana*	6	8	10	N/S	N/S
Nome	128	149	153	20%	3%
Palmer	1,181	1,257	1,244	5%	-1%
Petersburg	53	33	30	-43%	-9%
Seward*	107	126	111	4%	-12%
Sitka	135	98	143	6%	46%
Tok*	26	33	30	15%	-9%
Unalaska*	87	57	81	-7%	42%
Valdez	46	43	51	11%	19%
Wrangell	39	26	15	-62%	-42%
Total	16,407	17,026	15,376	-6%	-10%
1st District	1,172	1,227	1,264	8%	3%
2nd District	331	370	377	14%	2%
3rd District	12,917	13,372	11,682	-10%	-13%
4th District	1,987	2,057	2,053	3%	0%

*District court site without superior court

N/S - Numbers 10 or less are not statistically compared

Note: FY06 filings totals were adjusted from the numbers published in last year's annual report due to an adjustment in the number of civil cases reported for the Palmer court.

¹ These statistics include superior court civil cases filed in district court sites without superior courts. They also include domestic violence and stalking cases filed in the superior courts. All domestic violence and stalking cases are counted as district court cases.

**District Courts - Computerized
Other Civil Case Composition of Filings
FY 07**

Court	FED¹/ Real Property	Debt / Contract	Other	Stalking/ Domestic Violence²	Superior³ Court Cases	Total
Anchorage	2,181	1,882	928	3,729	0	8,720
Barrow	1	15	6	78	0	100
Bethel	9	106	0	118	0	233
Cordova*	2	16	2	10	24	54
Craig*	29	13	3	51	24	120
Delta Junction*	3	6	1	20	18	48
Dillingham	8	24	12	44	0	88
Fairbanks	283	353	302	791	0	1,729
Glennallen*	2	14	1	17	41	75
Haines*	2	5	2	24	0	33
Healy*	0	3	0	0	0	3
Homer*	17	49	6	105	179	356
Juneau	57	124	43	305	0	529
Kenai	119	160	24	391	0	694
Ketchikan	30	78	23	263	0	394
Kodiak	11	46	13	103	0	173
Kotzebue	3	15	11	95	0	124
Naknek*	0	14	0	5	16	35
Nenana*	0	4	2	0	4	10
Nome	8	24	2	119	0	153
Palmer	203	350	81	610	0	1,244
Petersburg	2	10	1	17	0	30
Seward*	9	10	8	43	41	111
Sitka	5	38	4	96	0	143
Tok*	1	3	4	21	1	30
Unalaska*	1	9	21	8	42	81
Valdez	5	18	1	27	0	51
Wrangell	1	7	0	7	0	15
Total	2,992	3,396	1,501	7,097	390	15,376
% of Total	19.5	22.0	9.8	46.2	2.5	100.0
1st District	126	275	76	763	24	1,264
2nd District	12	54	19	292	0	377
3rd District	2,558	2,592	1,097	5,092	343	11,682
4th District	296	475	309	950	23	2,053

*District court site without superior court

¹ FED - Forcible Entry & Detainer

² Includes domestic violence and stalking cases filed in the superior courts. All domestic violence and stalking cases are counted as distinct court cases.

³ Domestic relations, probate, and children's matters are accepted in some district court sites without superior courts

District Courts - Computerized
Other Civil Case Dispositions¹
FY 05 - FY 07

Court	FY 05	FY 06	FY 07	Change	
				FY 05 to FY 07	FY 06 to FY 07
Anchorage	7,458	10,689	9,405	26%	-12%
Barrow	119	118	98	-18%	-17%
Bethel	153	213	202	32%	-5%
Cordova*	42	54	47	12%	-13%
Craig*	53	83	98	85%	18%
Delta Junction*	54	34	27	-50%	-21%
Dillingham	156	78	62	-60%	-21%
Fairbanks	1,171	1,656	1,819	55%	10%
Glennallen*	35	74	63	80%	-15%
Haines*	21	22	34	62%	55%
Healy*	7	24	2	N/S	N/S
Homer*	199	282	287	44%	2%
Juneau	531	509	514	-3%	1%
Kenai	507	826	653	29%	-21%
Ketchikan	327	393	376	15%	-4%
Kodiak	204	156	157	-23%	1%
Kotzebue	92	86	116	26%	35%
Naknek*	45	35	25	-44%	-29%
Nenana*	2	3	10	N/S	N/S
Nome	117	136	149	27%	10%
Palmer	829	1,165	1,082	31%	-7%
Petersburg	52	35	30	-42%	-14%
Seward*	81	116	97	20%	-16%
Sitka	140	105	132	-6%	26%
Tok*	31	32	24	-23%	-25%
Unalaska*	79	38	80	1%	111%
Valdez	41	35	51	24%	46%
Wrangell	40	36	21	-47%	-42%
Total	12,586	17,033	15,661	24%	-8%
1st District	1,164	1,183	1,205	4%	2%
2nd District	328	340	363	11%	7%
3rd District	9,676	13,548	12,009	24%	-11%
4th District	1,418	1,962	2,084	47%	6%

*District court site without superior court

N/S - Numbers 10 or less are not compared statistically

¹ These statistics include superior court civil cases disposed in district court sites without superior courts. They also include domestic violence and stalking cases resolved in the superior courts. All domestic violence and stalking cases are counted as district court cases.

**District Courts - Computerized
Other Civil Case Disposition Type¹
FY 07**

Court	Stage of Disposition							Total
	Dismiss / Settle	Default Judgment	Summary Judgment	Court Trial	Jury Trial	DV/ Stalking ²	Other	
Anchorage	3,889	1,504	290	51	10	3,589	92	9,405
Barrow	5	8	3	0	0	82	0	98
Bethel	36	66	12	0	1	77	10	202
Cordova*	3	11	3	0	1	11	18	47
Craig*	20	11	2	0	0	46	19	98
Delta Junction	3	2	1	0	0	20	1	27
Dillingham	8	17	1	0	2	29	5	62
Fairbanks	677	252	87	13	1	770	19	1,819
Glennallen*	3	13	1	0	0	15	31	63
Haines*	2	3	0	0	0	27	2	34
Healy*	0	0	0	0	0	1	1	2
Homer*	15	27	0	1	0	104	140	287
Juneau	100	52	14	0	1	299	48	514
Kenai	125	97	17	8	1	379	26	653
Ketchikan	63	41	5	0	0	254	13	376
Kodiak	17	25	2	1	1	97	14	157
Kotzebue	15	10	4	0	0	85	2	116
Naknek*	0	10	1	0	0	5	9	25
Nenana*	2	0	0	0	0	1	7	10
Nome	10	18	8	0	1	111	1	149
Palmer	240	175	47	9	4	583	24	1,082
Petersburg	5	5	2	0	0	16	2	30
Seward*	10	4	1	0	0	45	37	97
Sitka	13	12	3	2	0	95	7	132
Tok*	1	2	0	0	0	19	2	24
Unalaska*	24	4	0	0	0	7	45	80
Valdez	13	11	0	2	0	23	2	51
Wrangell	5	2	1	1	0	9	3	21
Total	5,304	2,382	505	88	23	6,779	580	15,661
% of Total	33.9	15.2	3.2	0.6	0.1	43.3	3.7	100.0
1st District	208	126	27	3	1	746	94	1,205
2nd District	30	36	15	0	1	278	3	363
3rd District	4,347	1,898	363	72	19	4,867	443	12,009
4th District	719	322	100	13	2	888	40	2,084

*District court site without superior court

¹ Superior court cases are accepted in some district court sites without superior courts. These dispositions may include domestic relations, probate, CINA and delinquency cases

² Includes domestic violence and stalking cases resolved in the district courts. All domestic violence and stalking cases are counted as district court cases

**District Courts - Computerized
Minor Offense Case Dispositions
FY 05 - FY 07**

Court	FY 05	FY 06	FY 07	Change	
				FY 05 to FY 07	FY 06 to FY 07
Anchorage	16,684	32,314	24,771	48%	-23%
Barrow	297	191	349	18%	83%
Bethel	413	425	394	-5%	-7%
Cordova	249	282	143	-43%	-49%
Craig	374	288	384	3%	33%
Delta Junction	791	1,165	1,201	52%	3%
Dillingham	245	252	131	-47%	-48%
Fairbanks	2,964	8,516	9,301	214%	9%
Glennallen	512	1,971	1,743	240%	-12%
Haines	260	72	164	-37%	128%
Healy	2,085	3,474	2,724	31%	-22%
Homer	987	890	900	-9%	1%
Juneau	2,727	2,818	8,097	197%	187%
Kenai	5,846	5,377	6,785	16%	26%
Ketchikan	1,623	1,397	1,662	2%	19%
Kodiak	1,608	1,701	1,636	2%	-4%
Kotzebue	425	247	188	-56%	-24%
Naknek	59	59	21	-64%	-64%
Nenana	676	441	665	-2%	51%
Nome	172	205	284	65%	39%
Palmer	12,927	15,938	16,569	28%	4%
Petersburg	76	96	114	50%	19%
Seward	723	1,381	2,259	212%	64%
Sitka	591	647	562	-5%	-13%
Tok	447	712	754	69%	6%
Unalaska	165	146	231	40%	58%
Valdez	254	455	337	33%	-26%
Wrangell	62	67	46	-26%	-31%
Total	54,242	81,527	82,415	52%	1%
1st District	5,713	5,385	11,029	93%	105%
2nd District	894	643	821	-8%	28%
3rd District	40,259	60,766	55,526	38%	-9%
4th District	7,376	14,733	15,039	104%	2%

**District Courts - Computerized
Minor Offense Case Composition of Dispositions
FY 07**

Court	Equip- ment	Speeding	Improper Driver Behavior	Maneu- vers	Alcohol / Drugs	Fis & Game	Unclass- ified	Total
Anchorage	4,241	4,659	8,447	5,153	123	187	1,961	24,771
Barrow	115	40	3	52	27	6	106	349
Bethel	18	23	36	21	0	26	270	394
Cordova	13	20	13	16	2	42	37	143
Craig	79	59	28	7	4	59	148	384
Delta Junction	217	504	283	55	2	32	108	1,201
Dillingham	3	19	12	6	0	25	66	131
Fairbanks	2,202	2,377	2,629	1,589	206	31	267	9,301
Glennallen	144	1,218	47	24	2	84	224	1,743
Haines	24	12	21	1	1	17	88	164
Healy	417	1,696	213	34	6	3	355	2,724
Homer	207	243	208	78	11	73	80	900
Juneau	90	378	690	11	0	108	6,820	8,097
Kenai	2,114	1,517	1,651	607	54	495	347	6,785
Ketchikan	352	125	141	76	1	42	925	1,662
Kodiak	593	179	528	122	6	56	152	1,636
Kotzebue	1	11	9	5	1	21	140	188
Naknek	6	3	1	2	0	4	5	21
Nenana	63	420	80	13	2	2	85	665
Nome	27	9	61	36	24	15	112	284
Palmer	4,126	3,518	5,954	1,562	129	317	963	16,569
Petersburg	4	8	3	6	0	37	56	114
Seward	254	1,082	505	104	20	61	233	2,259
Sitka	169	16	27	18	7	86	239	562
Tok	181	340	138	25	9	53	8	754
Unalaska	37	25	28	27	0	28	86	231
Valdez	22	67	29	20	1	27	171	337
Wrangell	0	3	0	0	0	13	30	46
Total	15,719	18,571	21,785	9,670	638	1,950	14,082	82,415
% of Total	19.1	22.5	26.4	11.7	0.8	2.4	17.1	100.0
1st District	718	601	910	119	13	362	8,306	11,029
2nd District	143	60	73	93	52	42	358	821
3rd District	11,760	12,550	17,423	7,721	348	1,399	4,325	55,526
4th District	3,098	5,360	3,379	1,737	225	147	1,093	15,039

¹ Tickets not identified

**District Courts
Minor Offense
Case Descriptions
FY 07**

Equipment

Equipment / Vehicles - Registrations, Defects and Misuse

Speeding

Improper Driver Behavior

Duties Failed - Requirements Not Met

Maneuvers - Illegal or Improper

Failure to Obey

Following Improperly

Improper Lane or Location

Passing

Reckless, Careless or Negligent Driving

Failure to Yield

Failure to Signal

Improper Turns

Wrong Way or Side

Miscellaneous Maneuvers

Alcohol and Drug

Controlled Substance Violations

Fish and Game

Unclassified Offenses

ZZZ - Tickets with 0 points added to record

Littering

Duty Failure

Curfew

Dog Tickets

Tobacco

Boat Safety

* In FY07 the Alaska Court System changed the way it categorizes minor offenses for annual reporting. The traffic categories now conform to the American Association of Motor Vehicle Administrators (AAMVA) Code Dictionary. This change is intended to make Alaska's statistics easier to compile, understand and compare to those of other jurisdictions.

District Court

(non-
computerized)



**District Courts - Non-Computerized
Summary of Case Filings
FY 05 - FY 07**

Court	FY 05	FY 06	FY 07	Change	
				FY 05 to FY 07	FY 06 to FY 07
Angoon	40	48	54	35%	13%
Aniak	174	267	143	-18%	-46%
Chevak / Hooper Bay	283	248	321	13%	29%
Emmonak	286	196	252	-12%	29%
Fort Yukon	42	162	49	17%	-70%
Galena	249	298	151	-39%	-49%
Hoonah	174	201	203	17%	1%
Kake	85	52	57	-33%	10%
McGrath	34	64	35	3%	-45%
Sand Point	166	123	132	-20%	7%
Skagway	79	66	50	-37%	-24%
St. Marys	449	221	201	-55%	-9%
St. Paul Island	58	33	55	-5%	67%
Tanana	20	13	10	N/S	N/S
Unalakleet	316	345	133	-58%	-61%
Yakutat	187	156	159	-15%	2%
Total ¹	2,642	2,493	2,005	-24%	-20%
1st District	565	523	523	-7%	0%
2nd District	316	345	133	-58%	-61%
3rd District	224	156	187	-17%	20%
4th District	1,537	1,469	1,162	-24%	-21%

N/S Numbers 10 or less are not statistically compared.

¹ FY05 filings totals in this table were adjusted from numbers published in last year's annual report. The difference is an adjustment in the filings for the Yakutat court. The adjustment increased filings numbers reported for FY05 by 187

**District Courts - Non-Computerized
Composition of Case Filings
FY 07**

Court	Criminal	Minor Offense	Civil ¹	Total
Angoon	33	6	15	54
Aniak	92	16	35	143
Chevak / Hooper Bay	306	2	13	321
Emmonak	165	48	39	252
Fort Yukon	31	1	17	49
Galena	120	15	16	151
Hoonah	85	100	18	203
Kake	48	6	3	57
McGrath	31	0	4	35
Sand Point	92	23	17	132
Skagway	25	16	9	50
St. Marys	127	48	26	201
St. Paul Island	37	3	15	55
Tanana	8	0	2	10
Unalakleet	34	60	39	133
Yakutat	49	82	28	159
Total	1,283	426	296	2,005
% of Total	64.0	21.2	14.8	100.0
1st District	240	210	73	523
2nd District	34	60	39	133
3rd District	129	26	32	187
4th District	880	130	152	1,162

¹ Besides small claims and other district court civil cases, these statistics may include superior court civil cases accepted at these courts

**District Courts - Non-Computerized
Summary of Case Dispositions
FY 05 - FY 07**

Court	FY 05	FY 06	FY 07	Change	
				FY 05 to FY 07	FY 06 to FY 07
Angoon	43	34	48	12%	41%
Aniak	161	245	167	4%	-32%
Chevak / Hooper Bay	281	246	319	14%	30%
Emmonak	329	196	221	-33%	13%
Fort Yukon	37	122	77	108%	-37%
Galena	215	264	168	-22%	-36%
Hoonah	201	189	203	1%	7%
Kake	53	38	58	9%	53%
McGrath	45	57	47	4%	-18%
Sand Point	158	126	143	-9%	13%
Skagway	65	79	41	-37%	-48%
St. Marys	452	268	164	-64%	-39%
St. Paul Island	60	45	49	-18%	9%
Tanana	30	13	7	N/S	N/S
Unalakleet	302	287	167	-45%	-42%
Yakutat	151	148	164	9%	11%
Total ¹	2,583	2,357	2,043	-21%	-13%
1st District	513	488	514	0%	5%
2nd District	302	287	167	-45%	-42%
3rd District	218	171	192	-12%	12%
4th District	1,550	1,411	1,170	-25%	-17%

N/S - Numbers 10 or less are not statistically compared

¹ FY05 dispositions totals in this table were increased by 87 from totals published in the FY05 annual report. The difference is primarily related to an adjustment in the dispositions reported for the Yakutat court

District Courts - Non-Computerized
Composition of Case Dispositions
FY 07

Court	Criminal	Minor Offense	Civil ¹	Total
Angoon	34	3	11	48
Aniak	78	51	38	167
Chevak / Hooper Bay	302	2	15	319
Emmonak	157	28	36	221
Fort Yukon	60	0	17	77
Galena	138	18	12	168
Hoonah	90	98	15	203
Kake	49	4	5	58
McGrath	26	15	6	47
Sand Point	86	43	14	143
Skagway	22	14	5	41
St. Marys	108	37	19	164
St. Paul Island	34	2	13	49
Tanana	7	0	0	7
Unalakleet	33	103	31	167
Yakutat	49	86	29	164
Total	1,273	504	266	2,043
% of Total	62.4	24.7	13.0	100.0
1st District	244	205	65	514
2nd District	33	103	31	167
3rd District	120	45	27	192
4th District	876	151	143	1,170

¹ Besides small claims and district court other civil cases, these statistics may include superior court cases accepted at these courts. This includes domestic relations, CINA and delinquency cases.