
Alaska Court System

Annual Statistical Report 2008

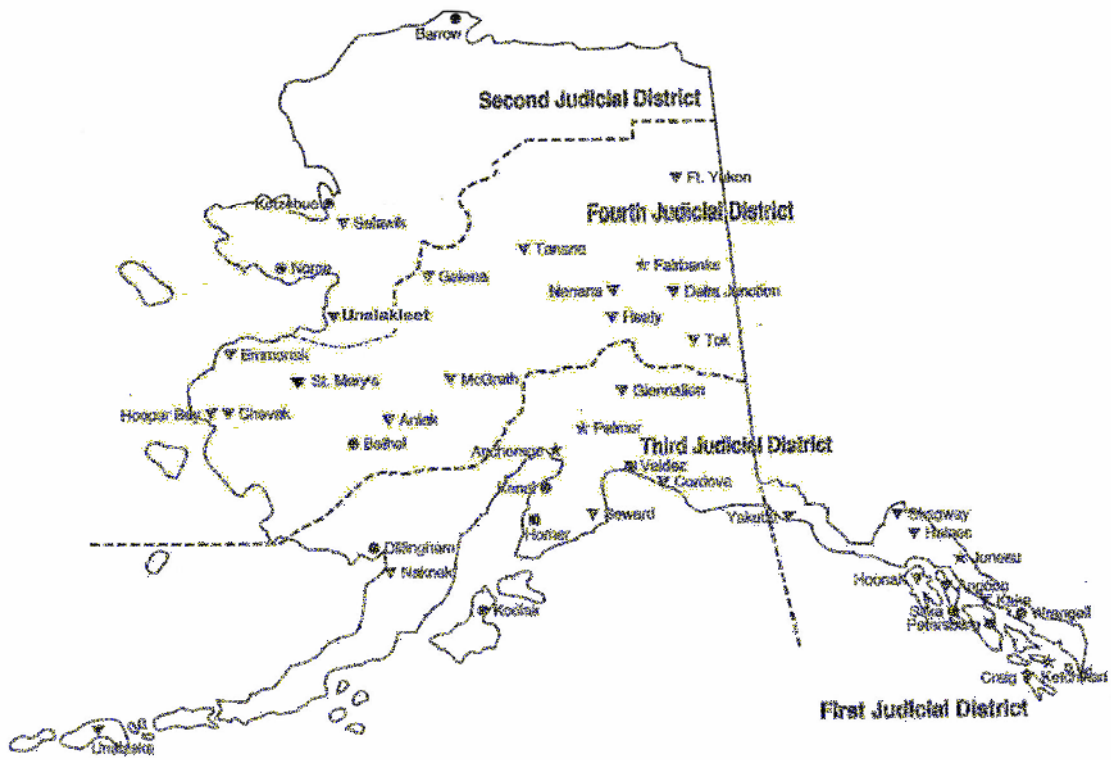


This informational report is provided as a public service by the

Office of the Administrative Director
Alaska Court System
303 K Street
Anchorage, Alaska 99501
907-264-0548

ALASKA COURT LOCATIONS

- ★ Superior and District Courts
- Superior Court Locations
- District Court Locations
- ▼ Magistrate Locations





CHRISTINE E. JOHNSON
Administrative Director

Alaska Court System

303 K STREET
ANCHORAGE, ALASKA
99501

(907) 264-0548
FAX (907) 264-0881

A MESSAGE FROM THE ADMINISTRATIVE DIRECTOR

I am pleased to transmit the Alaska Court System's Annual Statistical Report for fiscal year 2008.

This year marks a major change to the traditional format of the Annual Report. The contents of the report have been divided into two parts, and those parts are now being published separately: the Annual Statistical Report, which is limited to case statistics, and the Profile of the Alaska Court System, which describes the organizational structure of the court system. Both reports will be available on-line, and the number of paper copies that are printed and distributed will be reduced. This will save postage and printing costs, yet make the reports more readily available to the public.

The new Annual Statistical Report also reorganizes the way that trial court statistics are presented. A decade ago, superior court cases could only be filed at superior court locations, which were usually locations with a resident superior court judge. Over time, this rule has been relaxed. As a convenience to customers, most courts now accept both superior and district court filings. This report attempts to show more clearly the activity at each court location, particularly the smaller magistrate courts. Courts listed as superior courts are the courts that the Alaska Supreme Court has designated as superior court trial sites. Many of these sites do not have a resident superior court judge, but are served by a judge who travels to that location when needed.


This report eliminates the distinction between "computerized" and "non-computerized" district courts, since all courts now have some form of automated case management system. This year's report also begins the gradual process of presenting caseload data in the statistical reporting framework recommended by the National Center for State Courts.

Unfortunately, this reorganization makes certain comparisons to prior years more difficult. This year, for example, superior court civil cases filed in magistrate courts are counted as superior court filings. In prior years, these cases were reported as district court filings, in the "Other Civil" case category.

We can confirm, however, that 155,868 cases were filed in the trial courts in FY08, up from 153,000 in FY07. Felony filings continued their long-term upward trend, increasing another 1% in FY08. Violent crime continues to be the largest component of the felony caseload (27.7% of all felonies). Probate filings, including guardianships and involuntary commitments, grew by 7%, and Child In Need of Aid cases increased by 4%.

While workload is increasing, the judges and employees of the Alaska Court System remain committed to providing the highest level of judicial services to Alaskans in the coming year.

Sincerely,

A handwritten signature in black ink, appearing to read "Christine Johnson", with a long horizontal flourish extending to the right.

Christine Johnson
Administrative Director

**Alaska Court System
Annual Statistical Report
2008**

Table of Contents

Alaska Supreme Court	
Narrative.....	1
Tables	3
Alaska Court of Appeals	
Narrative.....	9
Tables	11
Statewide Trial Courts	
Narrative.....	17
Tables	19
Superior Courts	
All Case Types	21
Felony	35
Probate.....	45
Domestic Relations	51
General Civil.....	59
CINA/Delinquency.....	69
District Courts	
All Case Types	75
Misdemeanor	93
Felony Filings in District Court.....	103
Small Claims	105
Domestic Violence	111
General Civil.....	115
Minor Offense.....	123
Other Activity	
Population Trends	129
Distribution of Population, Police, and Lawyers	131
Authorized Judicial Positions.....	133
Authorized Non-judicial Positions.....	135
Operating Costs	137
Distribution of Pop., Costs, Judicial Positions, Filings & Dispositions	139
Filings per Judicial Position	141
Dispositions per Judicial Position	143

SUPREME COURT ACTIVITY

Filings: During FY08, 383 cases were filed in the supreme court. Appeal filings decreased by 4 percent, while petitions for hearing were down 19 percent and petitions for review decreased 18 percent from the previous year. The category that includes bar matters, federal certification matters, and original applications increased by 42 percent. For details about filings in various categories of cases from FY04 through FY08, see page 3.

Dispositions: The supreme court disposed of 448 cases in FY08, an 11 percent increase from the 404 dispositions in FY07. The court issued 139 full opinions, 29 MO&Js, and one published order. For details about dispositions by case type in FY08, see page 6. For comparisons of dispositions by case type from FY04 through FY08, see page 3.

Pending Caseload: On June 30, 2008, 371 cases were pending, 14 percent fewer than the 431 cases pending at the end of FY07. Sixty-five percent of these pending cases were at a stage prior to submission to the court (filing pending, awaiting settlement conference, awaiting record or transcripts, awaiting briefs, awaiting argument or conference, or awaiting response to a petition). None were stayed or were awaiting rehearing or record return prior to closing, and the remaining 35 percent were under advisement (submitted to the court but awaiting circulation of a draft opinion, publication of an opinion, or decision on a petition). For a comparison of cases pending at year's end according to case type from FY04 through FY08, see page 3. For the status of cases pending at the end of FY08 according to case type, see page 7.

Time Required for Disposition of Cases: In fifty percent of appeals decided by opinion or MO&J, the time from submission (usually the date of oral argument or conference on the briefs) to publication of a decision was 7 months or less. Fifty percent of petitions, bar matters, and original applications were completed (from opening to closing) in 2.8 months or less. Additional information about time to disposition can be found at page 8.

This page deliberately left blank

ALASKA SUPREME COURT
Case Filings & Dispositions - Fiscal Year 2004 - 2008

	FY04	FY05	FY06	FY07	FY08
FILINGS					
Civil Appeals	256	272	216	221	212
Petitions for Hearing	79	74	57	101	82
Petitions for Review	66	79	72	67	55
Bar/Original Applications	14	17	19	24	34
TOTAL	415	442	364	413	383
DISPOSITIONS					
Civil Appeals	238	256	225	228	264
Petitions for Hearing	80	76	63	89	87
Petitions for Review	66	78	81	60	70
Bar/Original Applications	11	16	25	27	27
TOTAL	395	426	394	404	448
PUBLISHED					
Full Opinions	116	92	103	114	139
Memorandum Opinions	35	49	35	23	29
Published Orders	4	4	1	2	1
PENDING END-OF-YEAR					
Civil Appeals	349	342	357	357	312
Petitions for Hearing	36	32	28	41	37
Petitions for Review	26	26	22	29	11
Bar/Original Applications	9	10	5	4	11
TOTAL	420	410	412	431	371

ALASKA SUPREME COURT
Motions and Petitions for Rehearing - Fiscal Year 2004 - 2008

	FY04	FY05	FY06	FY07	FY08
FILINGS					
Petitions for Rehearing	40	32	47	30	40
Full Court Motions	55	42	29	54	64
Individual Justice Motions	1209	1123	1048	992	1251
Routine (Clerk) Motions	694	778	631	803	821
TOTAL	1998	1975	1755	1879	2176
DISPOSITIONS					
Petitions for Rehearing	42	30	32	27	35
Full Court Motions	57	37	49	50	63
Individual Justice Motions	1209	1145	1040	967	1218
Routine (Clerk) Motions	689	771	597	786	794
TOTAL	1997	1983	1718	1830	2110
PENDING END-OF-YEAR					
Petitions for Rehearing	4	6	3	5	6
Full Court Motions	2	6	5	5	5
Individual Justice Motions	10	46	55	48	95
Routine (Clerk) Motions	2	16	33	32	54
TOTAL	18	74	96	90	160

**ALASKA SUPREME COURT
Caseload Summary - Fiscal Year 2008**

	Civil Appeals	Petitions for Hearing	Petitions for Review	Bar/Original Applications	Total
Pending Beginning of Year	357	41	29	4	431
Filings	212	82	55	34	383
Dispositions	264	87	70	27	448
Pending End of Year	312	37	11	11	371

ALASKA SUPREME COURT
Dispositions by Manner of Disposition - Fiscal Year 2008

	Civil Appeals	Petitions for Hearing	Petitions for Review	Bar/Orig App/ Federal Cert. Qs	Total All Cases
DISPOSITIONS BY PUBLISHED OPINIONS					
Affirmed	86	1	0	2	89
Reversed or vacated	26	3	4	0	33
Affirmed in part/Reversed in part	29	0	1	0	30
Other (remanded, dismissed, etc.)	16	0	0	0	16
Total	157	4	5	2	168
SUMMARY DISPOSITION ON MERITS (including summary orders on petitions)					
Affirmed	26	0	0	0	26
Reversed or vacated	1	0	0	0	1
Affirmed in part/Reversed in part	2	0	0	0	2
Other (remanded, etc.)	2	0	0	0	2
Total	31	0	0	0	31
PETITIONS/APPLICATIONS GRANTED*	0	0	1	17	18
TOTAL DISPOSITIONS ON MERITS	188	4	6	19	217
PETITION DENIALS/ORDERS NOT ON MERITS	2	74	47	6	129
DISMISSALS					
Stipulated to or by Appellant	46	4	9	2	61
On Motion of Appellee	6	0	0	0	6
Sua Sponte**	22	5	8	0	35
TOTAL DISPOSITIONS NOT ON MERITS	76	83	64	8	231
TOTAL DISPOSITIONS	264	87	70	27	448

* Granted petitions may not be closed during the fiscal year in which they are granted if briefing is ordered. Some or all of these matters may have been pending at the end of the fiscal year. Therefore the total number of dispositions on this chart may not be identical to the number of case dispositions shown on other charts.

** "Sua Sponte" means orders issued by the court without motion by a party.

ALASKA SUPREME COURT
Status of Cases Pending End of Year - Fiscal Year 2008

	Civil Appeals	Petitions for Hearing	Petitions for Review	Bar/Original Applications/ Federal Certified Qs	Total All Cases
Filing Pending	26	8	4	3	41
Awaiting settlement conference	4	0	0	0	4
Awaiting records/transcript	34	0	1	0	35
Awaiting briefs	103	8	2	3	116
Awaiting argument/conference	30	4	0	1	35
Awaiting draft opinion	58	1	0	0	59
Draft opinion circulating	38	0	1	1	40
Awaiting petition response	0	10	0	1	11
Awaiting petition decision	0	6	3	2	11
Awaiting rehearing/record return	19	0	0	0	19
Stayed or remanded	0	0	0	0	0
TOTAL	312	37	11	11	371

ALASKA SUPREME COURT

Time to Disposition - Fiscal Year 2008

APPEALS DECIDED BY OPINION OR MO&J*

	Percentile	Days	Months
Pre-submission to Court			
Notice of appeal to record certification	50%	41	1.4
	75%	74	2.5
	90%	111	3.7
Record certification to last brief	50%	237	7.9
	75%	336	11.2
	90%	485	16.2
Last brief to argument or submission	50%	85	2.8
	75%	120	4.0
	90%	169	5.6
Subtotal: Number of days/months before submission to the court	50%	379	12.6
	75%	523	17.4
	90%	664	22.1
Submission to Publication			
Argument or conference to circulation of draft opinion or recommendation	50%	100	3.3
	75%	154	5.1
	90%	203	6.8
Circulation of draft opinion or recommendation to publication	50%	77	2.6
	75%	130	4.3
	90%	255	8.5
Subtotal: Number of days/months from submission to publication	50%	203	6.8
	75%	284	9.5
	90%	525	17.5
Post-Publication Motions			
Publication to closing	50%	26	0.9
	75%	42	1.4
	90%	62	2.1
TOTAL TIME FROM OPEN TO CLOSE	50%	676	22.5
	75%	860	28.7
	90%	1123	37.4

PETITIONS, BAR MATTERS, ORIGINAL APPLICATIONS**

	Percentile	Days	Months
FILE OPEN - FILE CLOSED	50%	85	2.8
	75%	137	4.6
	90%	264	8.8

** This includes **all** petitions, bar matters, and original applications closed during the fiscal year, whether by regular order, dismissal, or after full briefing and decision on the merits.

* This includes appeals closed during the fiscal year that resulted in a published opinion or memorandum opinion & judgment; appeals that ended by dismissal or other closure are not included.

COURT OF APPEALS ACTIVITY

Filings: During FY08, 265 cases were filed in the court of appeals. Two hundred seventeen merit appeals were filed in FY08, a 7 percent increase from the previous year. Sentence appeal filings were down 29 percent, from 31 in FY07 to 22 in FY08. Twenty-six petitions for review and petitions for hearing were filed, a 26 percent decrease from FY07. For a comparison of filings in various case categories from FY04 through FY08, see Table IX.

Dispositions: The court of appeals disposed of 246 cases in FY08. The court issued 64 full opinions and 112 memorandum opinions. For details about the types and caseload composition of dispositions in FY08, see page 14. For comparisons of dispositions by case type from FY04 through FY08, see page 11.

Pending Caseload: On June 30, 2008, 613 cases were pending before the court of appeals, a 7 percent decrease from the 661 cases pending at the end of FY07. Eighty-seven percent of these cases were at a stage prior to submission to the court (filing pending, awaiting record, awaiting briefing, awaiting conference or oral argument, or awaiting response to a petition). One percent were awaiting rehearing or record return prior to closing, and the remaining 12 percent were under advisement (submitted to the court but awaiting circulation of a draft opinion, filing of an opinion, or a decision on a petition). Many of the pending cases were stayed awaiting decisions in the lead cases dealing with issues relating to the United States Supreme Court's decision in *Blakely v. Washington*, 542 U.S. 296 (2004), regarding the constitutionality of sentencing guidelines. For a comparison of cases pending at year's end according to case type from FY03 through FY08, see page 9. For the status of cases pending at the end of FY08 according to case type, see page 15.

This page deliberately left blank

ALASKA COURT OF APPEALS
Case Filings & Dispositions - Fiscal Year 2004 - 2008

	FY04	FY05*	FY06*	FY07*	FY08*
FILINGS					
Merit Appeals	162	392	310	203	217
Sentence Appeals	27	32	26	31	22
Petitions	29	48	33	35	26
Original Applications	1	3	5	1	0
TOTAL	219	475	374	270	265
DISPOSITIONS					
Merit Appeals	216	193	159	228	189
Sentence Appeals	41	29	32	32	27
Petitions	28	39	35	40	29
Original Applications	0	1	6	1	1
TOTAL	285	262	232	301	246
PUBLISHED					
Full Opinions	55	48	60	57	64
Memorandum Opinions	163	97	96	148	112
PENDING END-OF-YEAR					
Merit Appeals	279	463	629	623	591
Sentence Appeals	27	30	24	23	16
Petitions	11	18	16	14	6
Original Applications	1	2	0	1	0
TOTAL	318	513	669	661	613

*FY05-06 Filings and FY 05-08 Pending End-of-Year include cases filed under Blakely v. Washington.

ALASKA COURT OF APPEALS
Motions and Petitions for Rehearing - Fiscal Year 2004 - 2008

	FY04	FY05	FY06	FY07	FY08
FILINGS					
Petitions for Rehearing	18	10	15	16	15
Full Court Motions	20	63	40	45	68
Individual Judge Motions	844	795	1104	1209	1270
Routine (Clerk) Motions	872	844	1124	932	772
TOTAL	1754	1712	2283	2202	2125
DISPOSITIONS					
Petitions for Rehearing	18	11	14	16	15
Full Court Motions	20	43	38	45	63
Individual Judge Motions	862	765	976	1191	1232
Routine (Clerk) Motions	869	839	1002	927	763
TOTAL	1769	1658	2030	2179	2073
PENDING END-OF-YEAR					
Petitions for Rehearing	2	0	1	1	0
Full Court Motions	0	22	6	4	10
Individual Judge Motions	6	39	48	45	79
Routine (Clerk) Motions	0	14	28	7	18
TOTAL	8	75	83	57	107

**ALASKA COURT OF APPEALS
Caseload Summary - Fiscal Year 2008**

	Merit Appeals	Sentence Appeals	Petitions	Original Applications	Total
Pending Beginning of Year	629	24	16	0	669
Filings	217	22	26	0	265
Dispositions	189	27	29	1	246
Pending End of Year*	591	16	6	0	613

* Pending cases at year-end include those stayed pending resolution of lead appeals dealing with issues under *Blakely v. Washington*.

ALASKA COURT OF APPEALS
Dispositions by Manner of Disposition - Fiscal Year 2008

	Merit Appeals	Sentence Appeals	Petitions	Original Applications	Total
DISPOSITIONS BY PUBLISHED OPINIONS					
Affirmed	32	2	0	0	34
Reversed or vacated	15	1	4	0	20
Affirmed in part/Reversed in part	4	0	0	0	4
Other (remanded, dismissed, etc.)	2	1	1	1	5
Total	53	4	5	1	63
SUMMARILY ON MERITS					
Affirmed	78	11	1	0	90
Reversed or vacated	5	1	1	0	7
Affirmed in part/Reversed in part	1	0	0	0	1
Other (remanded, dismissed, etc.)	8	3	0	0	11
Total	92	15	2	0	109
PETITIONS GRANTED	0	0	3	0	3
TOTAL DISPOSITIONS ON MERITS	145	19	10	1	175
PETITION DENIALS/ORDERS NOT ON MERITS	9	2	17	0	28
DISMISSALS					
Stipulated to or by Appellant	26	3	0	0	29
On Motion of Appellee	2	0	0	0	2
Sua Sponte	7	3	2	0	12
TOTAL DISPOSITIONS NOT ON MERITS	44	8	19	0	71
TOTAL DISPOSITIONS	189	27	29	1	246

ALASKA COURT OF APPEALS
Status of Cases Pending End of Year - Fiscal Year 2008

	Merit Appeals	Sentence Appeals	Petitions	Original Applications	Total
	stayed/not stayed	stayed/not stayed	stayed/not stayed	stayed/not stayed	stayed/not stayed
Filing Pending	10/78	0	1/0	0	11/78
Awaiting records/transcript	50/96	1/0	1/0	0	52/96
Briefing Stage	177/94	6/1	3/0	0	186/95
Awaiting argument/conference	15/0	0	0	0	15/0
Awaiting draft opinion	54/2	7/0	0	0	61/2
Draft opinion circulating	7/0	1/0	1/0	0	9/0
Awaiting petition response	0	0	0	0	0
Awaiting petition decision	0	0	0	0	0
Awaiting rehearing/record return	3/0	0	0	0	3/0
Stayed or remanded	5/0	0	0	0	5/0
TOTAL	321/270 = 591	15/1 = 16	6/0 = 6	0	342/271 = 613

*Nearly all of the stayed cases are stayed pending final resolution of lead cases dealing with Blakely v. Washington.

This page deliberately left blank

Trial Court Activity

Filings: In FY08, 155,868 cases were filed in the trial courts, up from 153,000 filings in FY07. Statewide felony filings increased by one percent since FY07 and by eight percent since FY06. In Anchorage, felony filings increased by six percent since FY07 and by 26 percent since FY06.

Dispositions: The trial courts disposed of 153,883 cases in FY08, a decrease from the 162,445 dispositions reported in FY07. The overall clearance rate for trial court cases was 98.7 percent in FY08. To reduce the backlog of cases awaiting disposition, courts aspire to have a clearance rate of 100 percent or higher, which means that they have cleared (i.e., disposed of) at least as many cases as were filed in the period.

Explanatory Notes:

Felony Filings: Most felony cases are initiated in district court, then transferred to superior court after indictment by a grand jury or the filing of an information. Since most of the activity in a felony case typically occurs in superior court, felony cases are reported as **superior court filings** regardless of where they began. Tables showing felony cases initiated in the district courts are provided for informational purposes (pages 103 & 104). These filings are not included in the district court totals, but should be considered when evaluating the workload of a district court.

Criminal Case Categorization: Criminal cases are categorized based on the most serious charge filed. For example, if a defendant is charged with a felony and two misdemeanors, the case is counted as a felony. If the felony charge is subsequently reduced to a misdemeanor, the case type does not change; the case is still categorized as a felony for reporting purposes.

Reopened Cases: The criminal filing statistics in this report include only new case filings and do not include petitions to revoke probation or other proceedings that cause the court to reopen a case. Petitions to revoke probation significantly impact the trial court workload. Anchorage judges, for example, handled 2,415 felony petitions to revoke probation and 4,985 misdemeanor petitions to revoke probation in FY08.

Domestic Violence Cases: Domestic violence and stalking cases may be filed in either district or superior court, but the vast majority are handled in district court. To make it easier to see the total number of domestic violence cases that are filed, domestic violence and stalking cases filed in superior court are counted with the district court cases.

Deliberately left blank

**Statewide Trial Courts
Total Case Filings - Superior Court Trial Sites
FY 08**

Court	Superior Court		District Court				Total	
	Filings	% of S. C. Total	Non-Minor Off Filings	Minor Off Filings	Total Filings	% of D. C. Total	Filings	% of Statewide
Anchorage	9,613	47.0%	26,489	28,563	55,052	40.7%	64,665	41.5%
Barrow	203	1.0%	768	279	1,047	0.8%	1,250	0.8%
Bethel	768	3.8%	1,549	477	2,026	1.5%	2,794	1.8%
Cordova	45	0.2%	176	116	292	0.2%	337	0.2%
Craig	102	0.5%	472	254	726	0.5%	828	0.5%
Delta Junction	19	0.1%	229	1,297	1,526	1.1%	1,545	1.0%
Dillingham	229	1.1%	668	174	842	0.6%	1,071	0.7%
Fairbanks	2,715	13.3%	7,403	8,289	15,692	11.6%	18,407	11.8%
Glennallen	47	0.2%	252	1,126	1,378	1.0%	1,425	0.9%
Homer	245	1.2%	772	910	1,682	1.2%	1,927	1.2%
Juneau	1,060	5.2%	2,825	1,697	4,522	3.4%	5,582	3.6%
Kenai	1,008	4.9%	3,301	5,968	9,269	6.9%	10,277	6.6%
Ketchikan	566	2.8%	1,754	978	2,732	2.0%	3,298	2.1%
Kodiak	343	1.7%	960	1,313	2,273	1.7%	2,616	1.7%
Kotzebue	338	1.7%	1,048	236	1,284	0.9%	1,622	1.0%
Naknek	50	0.2%	304	72	376	0.3%	426	0.3%
Nome	413	2.0%	1,135	379	1,514	1.1%	1,927	1.2%
Palmer	1,875	9.2%	5,460	15,484	20,944	15.5%	22,819	14.7%
Petersburg	69	0.3%	232	82	314	0.2%	383	0.2%
Seward	83	0.4%	533	2,593	3,126	2.3%	3,209	2.1%
Sitka	235	1.2%	768	541	1,309	1.0%	1,544	1.0%
Tok	9	0.0%	173	599	772	0.6%	781	0.5%
Unalaska	71	0.3%	374	254	628	0.5%	699	0.4%
Valdez	92	0.4%	325	223	548	0.4%	640	0.4%
Wrangell	56	0.3%	146	38	184	0.1%	240	0.2%
Sub-total	20,254	99.0%	58,116	71,942	130,058	96.1%	150,312	96.4%
Cases from Other Courts	212	1.0%	2,335	3,009	5,344	3.9%	5,556	3.6%
Statewide Total	20,466	100.0%	60,451	74,951	135,402	100.0%	155,868	100.0%
1st District	2,091	10.2%	6,648	4,054	10,702	7.9%	12,793	8.2%
2nd District	966	4.7%	3,042	1,042	4,084	3.0%	5,050	3.2%
3rd District	13,731	67.1%	39,811	56,818	96,629	71.4%	110,360	70.8%
4th District	3,678	18.0%	10,950	13,037	23,987	17.7%	27,665	17.8%

**Statewide Trial Courts
Total Case Filings - Other Courts
FY 08**

Court	Superior Court		District Court				Total	
	Filings	% of S. C. Total	Non-Minor Off Filings	Minor Off Filings	Total Filings	% of D. C. Total	Filings	% of Statewide
Angoon	0	0.0%	45	35	80	0.1%	80	0.1%
Aniak	20	0.1%	174	20	194	0.1%	214	0.2%
Chevak	36	0.2%	341	0	341	0.3%	377	0.3%
Emmonak	8	0.0%	237	227	464	0.3%	472	0.3%
Fort Yukon	21	0.1%	106	4	110	0.1%	131	0.1%
Galena	14	0.1%	190	13	203	0.1%	217	0.1%
Haines	3	0.0%	166	209	375	0.3%	378	0.2%
Healy	6	0.0%	139	1,433	1,572	1.2%	1,578	1.0%
Hoonah	0	0.0%	92	54	146	0.1%	146	0.1%
Kake	0	0.0%	33	6	39	0.0%	39	0.0%
McGrath	4	0.0%	33	12	45	0.0%	49	0.0%
Nenana	13	0.1%	110	656	766	0.6%	779	0.5%
Sand Point	19	0.1%	136	18	154	0.1%	173	0.1%
Skagway	0	0.0%	43	104	147	0.1%	147	0.1%
St. Marys	43	0.2%	246	10	256	0.2%	299	0.2%
St. Paul	11	0.1%	61	4	65	0.0%	76	0.0%
Tanana	2	0.0%	20	0	20	0.0%	22	0.0%
Unalakleet	12	0.1%	91	148	239	0.2%	251	0.2%
Yakutat	0	0.0%	72	56	128	0.1%	128	0.1%
Total	212	1.0%	2,335	3,009	5,344	3.9%	5,556	3.6%

Superior Court Activity
Total Case Filings - Superior Court Trial Sites
FY 06 - FY 08

Court	FY 06	FY 07	FY 08	Change	
				FY 06 to FY 08	FY 07 to FY 08
Anchorage	9,311	9,224	9,613	3%	4%
Barrow	250	213	203	-19%	-5%
Bethel	944	906	768	-19%	-15%
Cordova	51	38	45	-12%	18%
Craig	20	24	102	410%	325%
Delta Junction	7	18	19	N/S	6%
Dillingham	186	203	229	23%	13%
Fairbanks	2,785	2,871	2,715	-3%	-5%
Glennallen	57	66	47	-18%	-29%
Homer	228	277	245	7%	-12%
Juneau	1,084	1,039	1,060	-2%	2%
Kenai	1,097	1,185	1,008	-8%	-15%
Ketchikan	719	613	566	-21%	-8%
Kodiak	458	365	343	-25%	-6%
Kotzebue	414	355	338	-18%	-5%
Naknek	32	32	50	56%	56%
Nome	318	370	413	30%	12%
Palmer	1,756	1,746	1,875	7%	7%
Petersburg	85	71	69	-19%	-3%
Seward	97	98	83	-14%	-15%
Sitka	240	239	235	-2%	-2%
Tok	0	1	9	N/S	N/S
Unalaska	88	105	71	-19%	-32%
Valdez	87	122	92	6%	-25%
Wrangell	55	49	56	2%	14%
Sub-total	20,369	20,230	20,254	-1%	0%
Superior Court Cases from Other Courts	31	38	212	584%	458%
Statewide Total	20,400	20,268	20,466	0%	1%
1st District	2,204	2,035	2,091	-5%	3%
2nd District	982	938	966	-2%	3%
3rd District	13,473	13,495	13,731	2%	2%
4th District	3,741	3,800	3,678	-2%	-3%

N/S - Numbers 10 or less are not compared statistically

**Superior Court Activity
Total Case Filings - Other Courts
FY 06 - FY 08**

Court	FY 06	FY 07	FY 08	Change	
				FY 06 to FY 08	FY 07 to FY 08
Angoon	0	0	0	N/S	N/S
Aniak	0	0	20	N/S	N/S
Chevak	0	0	36	N/S	N/S
Emmonak	0	0	8	N/S	N/S
Fort Yukon	0	0	21	N/S	N/S
Galena	0	0	14	N/S	N/S
Haines	1	0	3	N/S	N/S
Healy	1	0	6	N/S	N/S
Hoonah	0	0	0	N/S	N/S
Kake	0	0	0	N/S	N/S
McGrath	0	0	4	N/S	N/S
Nenana	4	4	13	N/S	N/S
Sand Point	19	16	19	0%	19%
Skagway	0	0	0	N/S	N/S
St. Marys	0	0	43	N/S	N/S
St. Paul	6	18	11	N/S	-39%
Tanana	0	0	2	N/S	N/S
Unalakleet	0	0	12	N/S	N/S
Yakutat	0	0	0	N/S	N/S
Total	31	38	212	584%	458%
1st District	1	0	3	N/S	N/S
2nd District	0	0	12	N/S	N/S
3rd District	25	34	30	20%	-12%
4th District	5	4	167	N/S	N/S

N/S - Numbers 10 or less are not compared statistically

**Superior Court Activity
Total Case Dispositions - Superior Court Trial Sites
FY 06 - FY 08**

Court	FY 06	FY 07	FY 08	Change	
				FY 06 to FY 08	FY 07 to FY 08
Anchorage	9,975	9,784	9,185	-8%	-6%
Barrow	237	195	222	-6%	14%
Bethel	906	738	761	-16%	3%
Cordova	40	29	35	-12%	21%
Craig	0	0	65	N/S	N/S
Delta Junction	0	0	13	N/S	N/S
Dillingham	175	138	214	22%	55%
Fairbanks	2,854	2,723	2,816	-1%	3%
Glennallen	51	55	43	-16%	-22%
Homer	109	202	159	46%	-21%
Juneau	1,099	999	1,045	-5%	5%
Kenai	1,079	1,197	1,011	-6%	-16%
Ketchikan	692	624	586	-15%	-6%
Kodiak	500	280	304	-39%	9%
Kotzebue	450	324	369	-18%	14%
Naknek	23	23	28	22%	22%
Nome	327	323	379	16%	17%
Palmer	1,715	1,601	1,642	-4%	3%
Petersburg	96	75	68	-29%	-9%
Seward	71	63	98	38%	56%
Sitka	240	276	234	-2%	-15%
Tok	0	0	5	N/S	N/S
Unalaska	63	104	78	24%	-25%
Valdez	99	90	96	-3%	7%
Wrangell	68	49	55	-19%	12%
Sub-total	20,869	19,892	19,511	-7%	-2%
Superior Court Cases from Other Courts	42	28	128	205%	357%
Total	20,911	19,920	19,639	-6%	-1%
1st District	2,195	2,023	2,053	-6%	1%
2nd District	1,014	842	980	-3%	16%
3rd District	13,942	13,594	12,930	-7%	-5%
4th District	3,760	3,461	3,676	-2%	6%

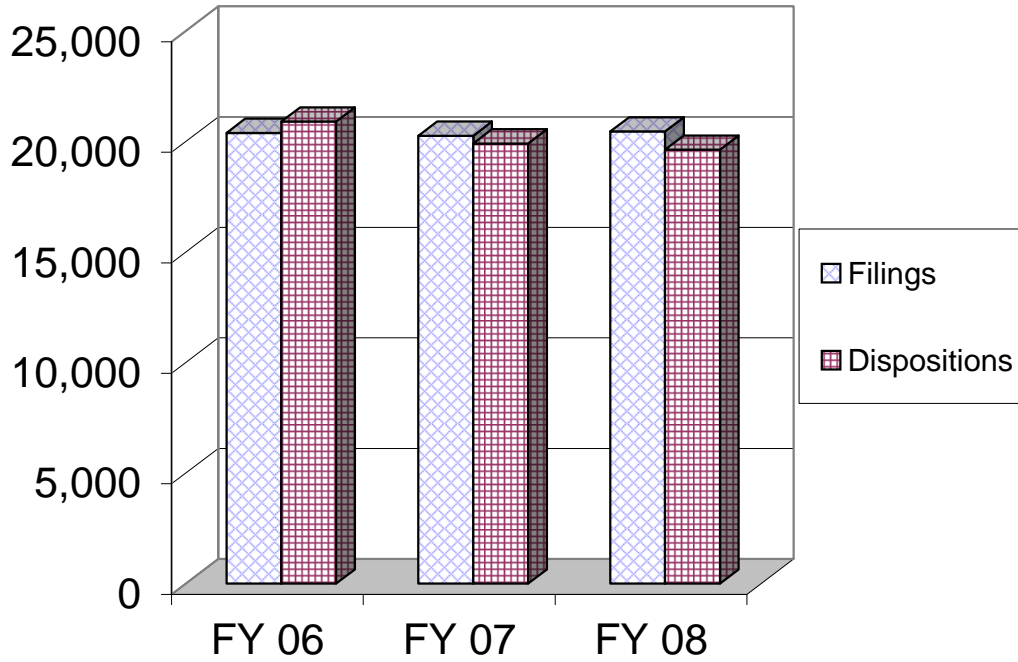
N/S - Numbers 10 or less are not compared statistically

**Superior Court Activity
Total Case Dispositions - Other Courts
FY 06 - FY 08**

Court	FY 06	FY 07	FY 08	Change	
				FY 06 to FY 08	FY 07 to FY 08
Angoon	0	0	0	N/S	N/S
Aniak	0	0	10	N/S	N/S
Chevak	0	0	8	N/S	N/S
Emmonak	0	0	3	N/S	N/S
Fort Yukon	0	0	14	N/S	N/S
Galena	0	0	6	N/S	N/S
Haines	0	0	0	N/S	N/S
Healy	0	0	3	N/S	N/S
Hoonah	0	0	0	N/S	N/S
Kake	0	0	0	N/S	N/S
McGrath	0	0	3	N/S	N/S
Nenana	0	0	6	N/S	N/S
Sand Point	32	15	23	-28%	53%
Skagway	0	0	0	N/S	N/S
St. Marys	0	0	26	N/S	N/S
St. Paul	10	13	14	N/S	8%
Tanana	0	0	2	N/S	N/S
Unalakleet	0	0	10	N/S	N/S
Yakutat	0	0	0	N/S	N/S
Total	42	28	128	205%	357%
1st District	0	0	0	N/S	N/S
2nd District	0	0	10	N/S	N/S
3rd District	42	28	37	-12%	32%
4th District	0	0	81	N/S	N/S

N/S - Numbers 10 or less are not compared statistically

**Superior Court Activity
Filing and Disposition Trends
FY 06 - FY 08**



<u>Category</u>	<u>FY 06</u>	<u>FY 07</u>	<u>FY 08</u>
Filings	20,400	20,268	20,466
Dispositions	20,911	19,920	19,639

Deliberately left blank

**Superior Court Activity
Clearance Rates - Superior Court Trial Sites
FY 07 & FY 08**

Court	Filings	Change from FY 07 Filings	Dispositions	Change from FY 07 Dispositions	Clearance Rates	
					FY 07	FY 08
Anchorage	9,613	4%	9,185	-6%	106%	96%
Barrow	203	-5%	222	14%	92%	109%
Bethel	768	-15%	761	3%	82%	99%
Cordova	45	18%	35	21%	76%	78%
Craig	102	325%	65	N/S	N/S	64%
Delta Junction	19	6%	13	N/S	N/S	68%
Dillingham	229	13%	214	55%	68%	93%
Fairbanks	2,715	-5%	2,816	3%	95%	104%
Glennallen	47	-29%	43	-22%	83%	92%
Homer	245	-12%	159	-21%	73%	65%
Juneau	1,060	2%	1,045	5%	96%	99%
Kenai	1,008	-15%	1,011	-16%	101%	100%
Ketchikan	566	-8%	586	-6%	102%	104%
Kodiak	343	-6%	304	9%	77%	89%
Kotzebue	338	-5%	369	14%	91%	109%
Naknek	50	56%	28	22%	72%	56%
Nome	413	12%	379	17%	87%	92%
Palmer	1,875	7%	1,642	3%	92%	88%
Petersburg	69	-3%	68	-9%	106%	99%
Seward	83	-15%	98	56%	64%	118%
Sitka	235	-2%	234	-15%	116%	100%
Tok	9	N/S	5	N/S	N/S	N/S
Unalaska	71	-32%	78	-25%	99%	110%
Valdez	92	-25%	96	7%	74%	104%
Wrangell	56	14%	55	12%	100%	98%
Sub-total	20,254	0%	19,511	-2%	98%	96%
Superior Court Cases from Other Courts	212	458%	128	357%	74%	60%
Statewide Total	20,466	1%	19,639	-1%	98%	96%
1st District	2,091	3%	2,053	1%	99%	98%
2nd District	966	3%	980	16%	90%	101%
3rd District	13,731	2%	12,930	-5%	101%	94%
4th District	3,678	-3%	3,676	6%	91%	100%

Clearance rate measures whether a court is keeping up with its incoming caseload. Courts aspire to clear (i.e., dispose of) at least as many cases as have been filed in a period by having a clearance rate of 100 percent or higher.

**Superior Court Activity
Clearance Rates - Other Courts
FY 07 & FY 08**

Court	Filings	Change from FY 07 Filings	Dispositions	Change from FY 07 Dispositions	Clearance Rates	
					FY 07	FY 08
Angoon	0	N/S	0	N/S	N/S	N/S
Aniak	20	N/S	10	N/S	N/S	N/S
Chevak	36	N/S	8	N/S	N/S	N/S
Emmonak	8	N/S	3	N/S	N/S	N/S
Fort Yukon	21	N/S	14	N/S	N/S	67%
Galena	14	N/S	6	N/S	N/S	N/S
Haines	3	N/S	0	N/S	N/S	N/S
Healy	6	N/S	3	N/S	N/S	N/S
Hoonah	0	N/S	0	N/S	N/S	N/S
Kake	0	N/S	0	N/S	N/S	N/S
McGrath	4	N/S	3	N/S	N/S	N/S
Nenana	13	N/S	6	N/S	N/S	N/S
Sand Point	19	19%	23	53%	94%	121%
Skagway	0	N/S	0	N/S	N/S	N/S
St. Marys	43	N/S	26	N/S	N/S	61%
St. Paul	11	-39%	14	8%	72%	127%
Tanana	2	N/S	2	N/S	N/S	N/S
Unalakleet	12	N/S	10	N/S	N/S	N/S
Yakutat	0	N/S	0	N/S	N/S	N/S
Total	212	458%	128	357%	74%	60%
1st District	3	N/S	0	N/S	N/S	N/S
2nd District	12	N/S	10	N/S	N/S	N/S
3rd District	30	-12%	37	32%	82%	123%
4th District	167	N/S	81	N/S	N/S	49%

Clearance rate measures whether a court is keeping up with its incoming caseload. Courts aspire to clear (i.e., dispose of) at least as many cases as have been filed in a period by having a clearance rate of 100 percent or higher.

N/S Numbers 10 or less not statistically compared

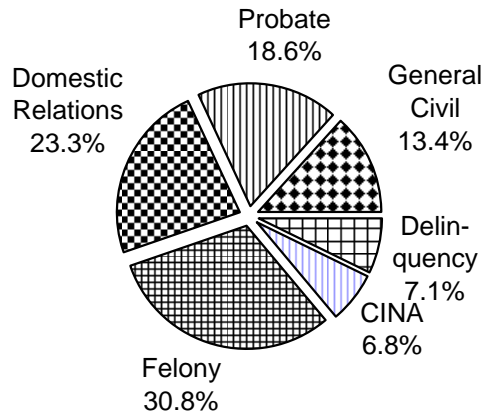
**Superior Court Activity
Filings by Case Type - Superior Court Trial Sites
FY 08**

Court	Felony	CINA	Delinquency	Domestic Relations	General Civil	Probate	Total
Anchorage	3,072	598	550	2,369	1,464	1,560	9,613
Barrow	62	16	40	31	16	38	203
Bethel	286	124	64	60	85	149	768
Cordova	20	3	5	9	2	6	45
Craig	43	10	18	21	4	6	102
Delta Junction	11	0	4	4	0	0	19
Dillingham	95	8	49	22	31	24	229
Fairbanks	598	172	122	830	301	692	2,715
Glennallen	13	5	2	15	9	3	47
Homer	63	12	11	41	37	81	245
Juneau	232	46	97	202	155	328	1,060
Kenai	267	69	77	247	139	209	1,008
Ketchikan	129	31	34	133	83	156	566
Kodiak	80	4	85	77	37	60	343
Kotzebue	141	52	32	56	19	38	338
Naknek	29	5	3	1	9	3	50
Nome	147	68	74	37	35	52	413
Palmer	624	142	108	467	242	292	1,875
Petersburg	20	0	8	16	11	14	69
Seward	51	0	0	19	4	9	83
Sitka	62	11	18	50	39	55	235
Tok	4	0	1	3	1	0	9
Unalaska	48	1	6	13	1	2	71
Valdez	34	4	14	17	11	12	92
Wrangell	7	0	16	14	8	11	56
Sub-total	6,138	1,381	1,438	4,754	2,743	3,800	20,254
Superior Court Cases from Other Courts	162	19	15	3	8	5	212
Statewide Total	6,300	1,400	1,453	4,757	2,751	3,805	20,466
% of Total	30.8	6.8	7.1	23.3	13.4	18.6	100.0
1st District	496	98	191	436	300	570	2,091
2nd District	362	136	146	124	70	128	966
3rd District	4,423	851	910	3,297	1,987	2,263	13,731
4th District	1,019	315	206	900	394	844	3,678

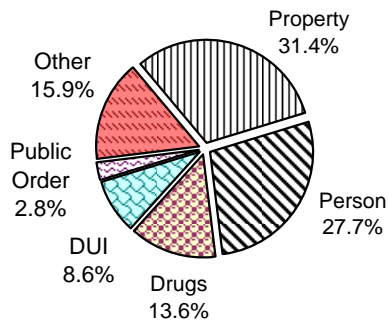
**Superior Court Activity
Filings by Case Type - Other Courts
FY 08**

Court	Felony	CINA	Delinquency	Domestic Relations	General Civil	Probate	Total
Angoon	0	0	0	0	0	0	0
Aniak	14	0	0	1	3	2	20
Chevak	22	10	1	0	3	0	36
Emmonak	8	0	0	0	0	0	8
Fort Yukon	13	0	8	0	0	0	21
Galena	12	0	2	0	0	0	14
Haines	3	0	0	0	0	0	3
Healy	5	0	0	1	0	0	6
Hoonah	0	0	0	0	0	0	0
Kake	0	0	0	0	0	0	0
McGrath	3	0	0	0	1	0	4
Nenana	12	0	0	0	0	1	13
Sand Point	18	0	0	0	1	0	19
Skagway	0	0	0	0	0	0	0
St. Marys	29	9	4	1	0	0	43
St. Paul	9	0	0	0	0	2	11
Tanana	2	0	0	0	0	0	2
Unalakleet	12	0	0	0	0	0	12
Yakutat	0	0	0	0	0	0	0
Total	162	19	15	3	8	5	212
% of Total	76.4	9.0	7.1	1.4	3.7	2.4	100.0
1st District	3	0	0	0	0	0	3
2nd District	12	0	0	0	0	0	12
3rd District	27	0	0	0	1	2	30
4th District	120	19	15	3	7	3	167

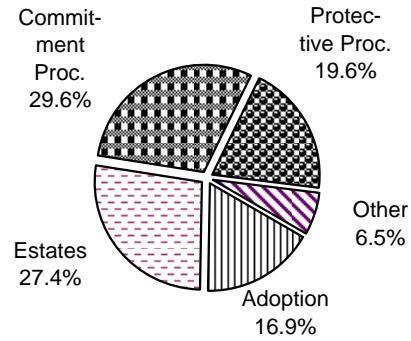
Superior Court Activity Composition of Filings FY 08



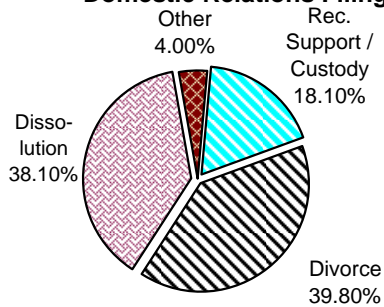
Felony Filings



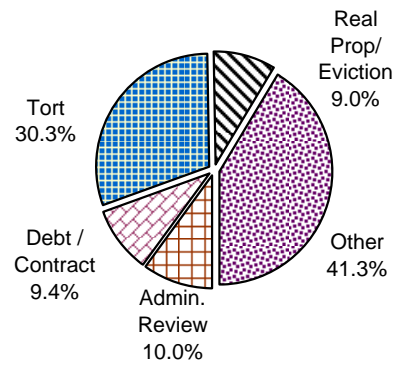
Probate Filings



Domestic Relations Filings

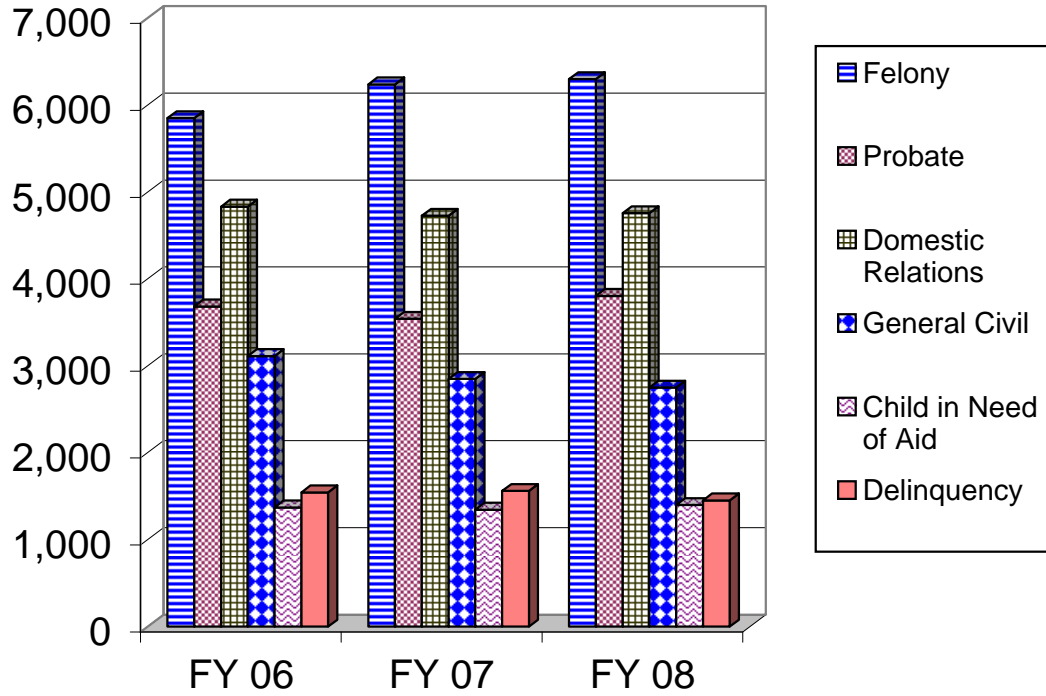


General Civil Filings



This chart analyzes the types of cases filed in superior court during FY08. Felony case filings are now the major case filing type comprising 30.8% of total case filings. Domestic relations cases are second with 23.3% of the filings.

**Superior Court Activity
Filing Trends by Case Type
FY 06 - FY 08**



<u>Filing Type</u>	<u>FY 06</u>	<u>FY 07</u>	<u>FY 08</u>	<u>FY 06 to FY 08 Change</u>	<u>FY 07 to FY 08 Change</u>
Felony	5,851	6,239	6,300	8%	1%
Probate	3,685	3,543	3,805	3%	7%
Domestic Relations	4,833	4,728	4,757	-2%	1%
General Civil	3,113	2,850	2,751	-12%	-3%
Child in Need of Aid	1,373	1,347	1,400	2%	4%
Delinquency	1,545	1,561	1,453	-6%	-7%
Total	20,400	20,268	20,466	0%	1%

**Superior Court Activity
Dispositions by Case Type - Superior Court Trial Sites
FY 08**

Court	Felony	CINA	Delinq.	Domestic Relations	General Civil	Probate	Total
Anchorage	2,946	611	367	2,232	1,450	1,579	9,185
Barrow	81	8	49	35	21	28	222
Bethel	320	54	69	42	105	171	761
Cordova	15	0	7	7	2	4	35
Craig	25	6	20	8	4	2	65
Delta Junction	8	0	1	4	0	0	13
Dillingham	101	8	36	29	27	13	214
Fairbanks	640	167	158	841	327	683	2,816
Glennallen	17	2	4	10	8	2	43
Homer	64	2	9	32	26	26	159
Juneau	211	55	90	194	168	327	1,045
Kenai	305	79	88	233	120	186	1,011
Ketchikan	147	29	44	134	78	154	586
Kodiak	79	3	83	70	36	33	304
Kotzebue	174	41	33	43	38	40	369
Naknek	17	1	1	1	8	0	28
Nome	138	37	70	41	42	51	379
Palmer	546	95	86	463	237	215	1,642
Petersburg	21	0	11	13	8	15	68
Seward	66	0	0	23	2	7	98
Sitka	42	11	14	57	39	71	234
Tok	3	0	0	2	0	0	5
Unalaska	50	0	1	20	5	2	78
Valdez	33	7	13	22	15	6	96
Wrangell	5	0	12	13	12	13	55
Sub-total	6,054	1,216	1,266	4,569	2,778	3,628	19,511
Superior Court Cases from Other Courts	111	0	9	2	2	4	128
Statewide Total	6,165	1,216	1,275	4,571	2,780	3,632	19,639
% of Total	31.4	6.2	6.5	23.3	14.1	18.5	100.0
1st District	451	101	191	419	309	582	2,053
2nd District	403	86	152	119	101	119	980
3rd District	4,267	808	698	3,143	1,937	2,077	12,930
4th District	1,044	221	234	890	433	854	3,676

**Superior Court Activity
Dispositions by Case Type - Other Courts
FY 08**

Court	Felony	CINA	Delinq.	Domestic Relations	General Civil	Probate	Total
Angoon	0	0	0	0	0	0	0
Aniak	10	0	0	0	0	0	10
Chevak	8	0	0	0	0	0	8
Emmonak	3	0	0	0	0	0	3
Fort Yukon	8	0	6	0	0	0	14
Galena	6	0	0	0	0	0	6
Haines	0	0	0	0	0	0	0
Healy	2	0	0	0	1	0	3
Hoonah	0	0	0	0	0	0	0
Kake	0	0	0	0	0	0	0
McGrath	3	0	0	0	0	0	3
Nenana	5	0	0	1	0	0	6
Sand Point	17	0	3	0	1	2	23
Skagway	0	0	0	0	0	0	0
St. Marys	26	0	0	0	0	0	26
St. Paul	11	0	0	1	0	2	14
Tanana	2	0	0	0	0	0	2
Unalakleet	10	0	0	0	0	0	10
Yakutat	0	0	0	0	0	0	0
Statewide Total	111	0	9	2	2	4	128
1st District	0	0	0	0	0	0	0
2nd District	10	0	0	0	0	0	10
3rd District	28	0	3	1	1	4	37
4th District	73	0	6	1	1	0	81

**Superior Court Activity
Felony Case Filings - Superior Court Trial Sites
FY 06 - FY 08**

Court	FY 06	FY 07	FY 08	Change	
				FY 06 to FY 08	FY 07 to FY 08
Anchorage	2,439	2,889	3,072	26%	6%
Barrow	64	66	62	-3%	-6%
Bethel	403	437	286	-29%	-35%
Cordova	21	14	20	-5%	43%
Craig	0	0	43	N/S	N/S
Delta Junction	0	0	11	N/S	N/S
Dillingham	57	105	95	67%	-10%
Fairbanks	742	675	598	-19%	-11%
Glennallen	27	25	13	-52%	-48%
Homer	56	98	63	13%	-36%
Juneau	205	206	232	13%	13%
Kenai	312	334	267	-14%	-20%
Ketchikan	221	181	129	-42%	-29%
Kodiak	135	92	80	-41%	-13%
Kotzebue	208	168	141	-32%	-16%
Naknek	16	16	29	81%	81%
Nome	145	136	147	1%	8%
Palmer	538	539	624	16%	16%
Petersburg	34	11	20	-41%	82%
Seward	44	57	51	16%	-11%
Sitka	66	56	62	-6%	11%
Tok	0	0	4	N/S	N/S
Unalaska	54	63	48	-11%	-24%
Valdez	26	45	34	31%	-24%
Wrangell	18	7	7	N/S	N/S
Sub-total	5,831	6,220	6,138	5%	-1%
Felony Cases from Other Courts	20	19	162	710%	753%
Total	5,851	6,239	6,300	8%	1%
1st District	544	461	496	-9%	8%
2nd District	417	370	362	-13%	-2%
3rd District	3,745	4,296	4,423	18%	3%
4th District	1,145	1,112	1,019	-11%	-8%

N/S - Numbers 10 or less are not compared statistically

**Superior Court Activity
Felony Case Filings - Other Courts
FY 06 - FY 08**

Court	FY 06	FY 07	FY 08	Change	
				FY 06 to FY 08	FY 07 to FY 08
Angoon	0	0	0	N/S	N/S
Aniak	0	0	14	N/S	N/S
Chevak	0	0	22	N/S	N/S
Emmonak	0	0	8	N/S	N/S
Fort Yukon	0	0	13	N/S	N/S
Galena	0	0	12	N/S	N/S
Haines	0	0	3	N/S	N/S
Healy	0	0	5	N/S	N/S
Hoonah	0	0	0	N/S	N/S
Kake	0	0	0	N/S	N/S
McGrath	0	0	3	N/S	N/S
Nenana	0	0	12	N/S	N/S
Sand Point	15	11	18	20%	64%
Skagway	0	0	0	N/S	N/S
St. Marys	0	0	29	N/S	N/S
St. Paul	5	8	9	N/S	N/S
Tanana	0	0	2	N/S	N/S
Unalakleet	0	0	12	N/S	N/S
Yakutat	0	0	0	N/S	N/S
Total	20	19	162	710%	753%
1st District	0	0	3	N/S	N/S
2nd District	0	0	12	N/S	N/S
3rd District	20	19	27	35%	42%
4th District	0	0	120	N/S	N/S

N/S - Numbers 10 or less are not compared statistically

**Superior Court Activity
Felony Filings by Case Type - Superior Court Trial Sites
FY 08**

Court	Case Type											Total
	Person	Property	Drugs	Weapon	Public Order	DUI	Reckless Driving	Mtr Veh Other	Prot Ord Violation	Fish & Game	Other	
Anchorage	888	1,063	377	58	55	173	3	44	6	0	405	3,072
Barrow	13	25	10	1	2	8	0	1	0	0	2	62
Bethel	114	62	33	2	40	10	0	1	0	0	24	286
Cordova	8	4	4	2	0	0	0	1	0	0	1	20
Craig	11	17	7	2	0	3	0	2	0	0	1	43
Delta Junction	7	1	0	0	0	2	0	1	0	0	0	11
Dillingham	39	27	1	0	12	5	0	3	0	0	8	95
Fairbanks	148	170	86	6	7	92	0	24	1	0	64	598
Glennallen	5	3	1	0	0	2	0	2	0	0	0	13
Homer	22	7	9	1	0	10	0	3	0	0	11	63
Juneau	48	99	34	1	2	25	0	5	0	0	18	232
Kenai	56	59	63	0	2	36	0	10	0	0	41	267
Ketchikan	22	45	33	1	0	10	0	4	0	0	14	129
Kodiak	31	27	5	4	0	6	0	2	0	0	5	80
Kotzebue	49	40	6	2	29	5	0	2	0	0	8	141
Naknek	15	6	2	1	1	1	0	0	0	0	3	29
Nome	61	37	16	1	17	7	2	2	0	0	4	147
Palmer	106	179	141	10	5	113	1	33	0	0	36	624
Petersburg	2	13	0	1	0	3	0	0	0	0	1	20
Seward	22	6	7	1	0	6	0	6	0	0	3	51
Sitka	17	18	9	0	1	8	0	1	0	0	8	62
Tok	0	2	1	0	0	0	0	1	0	0	0	4
Unalaska	13	19	7	0	0	7	0	0	0	0	2	48
Valdez	7	18	3	1	0	3	0	0	0	0	2	34
Wrangell	2	2	0	0	1	0	0	1	0	0	1	7
Sub-total	1,706	1,949	855	95	174	535	6	149	7	0	662	6,138
Felony Cases from Other Courts	38	29	2	0	6	7	0	0	0	0	80	162
Total	1,744	1,978	857	95	180	542	6	149	7	0	742	6,300
% of Total	27.7	31.4	13.6	1.5	2.8	8.6	0.1	2.4	0.1	0.0	11.8	100.0
1st District	104	195	83	5	4	49	0	13	0	0	43	496
2nd District	128	104	32	4	50	23	2	5	0	0	14	362
3rd District	1,223	1,428	622	78	77	363	4	104	6	0	518	4,423
4th District	289	251	120	8	49	107	0	27	1	0	167	1,019

**Superior Court Activity
Felony Filings by Case Type - Other Courts
FY 08**

Court	Case Type											Total
	Person	Property	Drugs	Weapon	Public Order	DUI	Reckless Driving	Mtr Veh Other	Prot Ord Violation	Fish & Game	Other	
Angoon	0	0	0	0	0	0	0	0	0	0	0	0
Aniak	0	0	0	0	0	0	0	0	0	0	14	14
Chevak	0	0	0	0	0	0	0	0	0	0	22	22
Emmonak	0	0	0	0	0	0	0	0	0	0	8	8
Fort Yukon	8	3	0	0	0	0	0	0	0	0	2	13
Galena	5	7	0	0	0	0	0	0	0	0	0	12
Haines	2	1	0	0	0	0	0	0	0	0	0	3
Healy	2	1	0	0	0	2	0	0	0	0	0	5
Hoonah	0	0	0	0	0	0	0	0	0	0	0	0
Kake	0	0	0	0	0	0	0	0	0	0	0	0
McGrath	0	0	0	0	0	0	0	0	0	0	3	3
Nenana	4	4	0	0	2	1	0	0	0	0	1	12
Sand Point	7	5	2	0	2	1	0	0	0	0	1	18
Skagway	0	0	0	0	0	0	0	0	0	0	0	0
St. Marys	0	0	0	0	0	0	0	0	0	0	29	29
St. Paul	4	5	0	0	0	0	0	0	0	0	0	9
Tanana	1	1	0	0	0	0	0	0	0	0	0	2
Unalakleet	5	2	0	0	2	3	0	0	0	0	0	12
Yakutat	0	0	0	0	0	0	0	0	0	0	0	0
Total	38	29	2	0	6	7	0	0	0	0	80	162
% of Total	23.5	17.9	1.2	0.0	3.7	4.3	0.0	0.0	0.0	0.0	49.4	100.0
1st District	2	1	0	0	0	0	0	0	0	0	0	3
2nd District	5	2	0	0	2	3	0	0	0	0	0	12
3rd District	11	10	2	0	2	1	0	0	0	0	1	27
4th District	20	16	0	0	2	3	0	0	0	0	79	120

**Superior Court Activity
Felony Case Types
FY 08**

<p>Person</p> <ul style="list-style-type: none"> Homicide Assault Reckless Endangerment Kidnapping Custodial Interference Human Trafficking Sex Offenses Robbery Extortion Coercion 	<p>Public Order</p> <ul style="list-style-type: none"> Riot Disorderly Conduct Harassment Indecent Viewing or Photography Possess or Distribute Child Pornography Cruelty to Animals Recruiting Gang Members Gambling Alcohol Licensing Laws
<p>Property</p> <ul style="list-style-type: none"> Theft Burglary Criminal Trespass Vehicle Theft Arson Criminal Mischief Business and Commercial Offenses 	<p>Motor Vehicle DUI</p> <p>Motor Vehicle Reckless Driving</p> <p>Motor Vehicle Other</p> <p>Protection Order Violation</p> <p>Fish and Game</p>
<p>Drugs</p> <ul style="list-style-type: none"> Misconduct Involving a Controlled Substance Manufacture, Delivery or Possession of Imitation Controlled Substance <p>Weapons</p> <ul style="list-style-type: none"> Misconduct Involving Weapons Criminal Possession of Explosives Unlawful Furnishing of Explosives 	<p>Other</p> <ul style="list-style-type: none"> Offenses against Public Administration Offenses against Family and Vulnerable Adults All other offenses, including cases in which a charging document was never filed

Criminal cases typically contain multiple charges. The Alaska Court System categorizes cases for reporting purposes based on the most serious charge.

In FY07 the Alaska Court System changed the way it categorizes criminal cases for annual reporting. The categories now conform to the National Center for State Courts' national model for caseload statistical reporting. This change is intended to make Alaska's statistics easier to compile, understand, and compare to those of other jurisdictions.

Deliberately left blank

**Superior Court Activity
Felony Case Dispositions - Superior Court Trial Sites
FY 06 - FY 08**

Court	FY 06	FY 07	FY 08	Change	
				FY 06 to FY 08	FY 07 to FY 08
Anchorage	2,346	2,543	2,946	26%	16%
Barrow	71	55	81	14%	47%
Bethel	463	422	320	-31%	-24%
Cordova	20	15	15	-25%	0%
Craig	0	0	25	N/S	N/S
Delta Junction	0	0	8	N/S	N/S
Dillingham	58	67	101	74%	51%
Fairbanks	686	707	640	-7%	-9%
Glennallen	33	26	17	-48%	-35%
Homer	40	75	64	60%	-15%
Juneau	213	194	211	-1%	9%
Kenai	324	321	305	-6%	-5%
Ketchikan	238	172	147	-38%	-15%
Kodiak	130	91	79	-39%	-13%
Kotzebue	218	157	174	-20%	11%
Naknek	18	14	17	-6%	21%
Nome	128	128	138	8%	8%
Palmer	603	456	546	-9%	20%
Petersburg	28	18	21	-25%	17%
Seward	36	36	66	83%	83%
Sitka	64	56	42	-34%	-25%
Tok	0	0	3	N/S	N/S
Unalaska	51	62	50	-2%	-19%
Valdez	29	38	33	14%	-13%
Wrangell	21	9	5	N/S	N/S
Sub-total	5,818	5,662	6,054	4%	7%
Felony Cases from Other Courts	26	15	111	327%	640%
Total	5,844	5,677	6,165	5%	9%
1st District	564	449	451	-20%	0%
2nd District	417	340	403	-3%	19%
3rd District	3,714	3,759	4,267	15%	14%
4th District	1,149	1,129	1,044	-9%	-8%

N/S - Numbers 10 or less are not compared statistically

**Superior Court Activity
Felony Case Dispositions - Other Courts
FY 06 - FY 08**

Court	FY 06	FY 07	FY 08	Change	
				FY 06 to FY 08	FY 07 to FY 08
Angoon	0	0	0	N/S	N/S
Aniak	0	0	10	N/S	N/S
Chevak	0	0	8	N/S	N/S
Emmonak	0	0	3	N/S	N/S
Fort Yukon	0	0	8	N/S	N/S
Galena	0	0	6	N/S	N/S
Haines	0	0	0	N/S	N/S
Healy	0	0	2	N/S	N/S
Hoonah	0	0	0	N/S	N/S
Kake	0	0	0	N/S	N/S
McGrath	0	0	3	N/S	N/S
Nenana	0	0	5	N/S	N/S
Sand Point	22	9	17	-23%	N/S
Skagway	0	0	0	N/S	N/S
St. Marys	0	0	26	N/S	N/S
St. Paul	4	6	11	N/S	N/S
Tanana	0	0	2	N/S	N/S
Unalakleet	0	0	10	N/S	N/S
Yakutat	0	0	0	N/S	N/S
Total	26	15	111	327%	640%
1st District	0	0	0	N/S	N/S
2nd District	0	0	10	N/S	N/S
3rd District	26	15	28	8%	87%
4th District	0	0	73	N/S	N/S

N/S - Numbers 10 or less are not compared statistically

**Superior Court Activity
Felony Case Dispositions by Manner of Disposition - Superior Court Trial Sites
FY 08**

Court	Stage of Disposition									Total
	At / Before Arraignment		Between Arraignment and Trial			Court Trial		Jury Trial		
	Dismiss	Pled Guilty	Dismiss	Pled Guilty	Other	Guilty	Not Guilty	Guilty	Not Guilty	
Anchorage	203	21	598	2,077	0	0	0	39	8	2,946
Barrow	0	2	14	64	0	1	0	0	0	81
Bethel	5	2	85	218	3	0	0	1	6	320
Cordova	0	0	1	13	1	0	0	0	0	15
Craig	3	4	1	17	0	0	0	0	0	25
Delta Junction	0	0	4	3	1	0	0	0	0	8
Dillingham	2	3	19	71	0	0	0	4	2	101
Fairbanks	39	17	95	459	9	0	0	18	3	640
Glennallen	0	0	0	13	3	0	0	1	0	17
Homer	0	0	15	46	0	0	0	0	3	64
Juneau	0	0	30	176	0	0	0	5	0	211
Kenai	3	2	31	250	4	0	0	11	4	305
Ketchikan	1	0	25	112	0	0	0	8	1	147
Kodiak	2	1	12	63	1	0	0	0	0	79
Kotzebue	3	6	31	132	1	0	0	1	0	174
Naknek	0	0	6	11	0	0	0	0	0	17
Nome	1	1	24	111	0	0	0	1	0	138
Palmer	7	1	58	457	0	1	0	18	4	546
Petersburg	1	0	2	17	0	0	0	1	0	21
Seward	1	2	5	56	2	0	0	0	0	66
Sitka	0	0	8	30	3	0	0	0	1	42
Tok	0	0	0	3	0	0	0	0	0	3
Unalaska	0	0	7	42	0	0	0	0	1	50
Valdez	0	0	6	17	10	0	0	0	0	33
Wrangell	0	0	1	4	0	0	0	0	0	5
Sub-total	271	62	1,078	4,462	38	2	0	108	33	6,054
Felony Cases from Other Courts	0	0	17	41	52	0	0	1	0	111
Total	271	62	1,095	4,503	90	2	0	109	33	6,165
% of Total	4.4	1.0	17.8	73.0	1.5	-	-	1.8	0.5	100.0
1st District	5	4	67	356	3	0	0	14	2	451
2nd District	4	9	72	313	2	1	0	2	0	403
3rd District	218	30	765	3,136	21	1	0	74	22	4,267
4th District	44	19	191	698	64	0	0	19	9	1,044

**Superior Court Activity
Felony Case Dispositions by Manner of Disposition - Other Courts
FY 08**

Court	Stage of Disposition									Total
	At / Before Arraignment		Between Arraignment and Trial			Court Trial		Jury Trial		
	Dismiss	Pled Guilty	Dismiss	Pled Guilty	Other	Guilty	Not Guilty	Guilty	Not Guilty	
Angoon	0	0	0	0	0	0	0	0	0	0
Aniak	0	0	0	0	10	0	0	0	0	10
Chevak	0	0	0	0	8	0	0	0	0	8
Emmonak	0	0	0	0	3	0	0	0	0	3
Fort Yukon	0	0	2	6	0	0	0	0	0	8
Galena	0	0	5	1	0	0	0	0	0	6
Haines	0	0	0	0	0	0	0	0	0	0
Healy	0	0	0	2	0	0	0	0	0	2
Hoonah	0	0	0	0	0	0	0	0	0	0
Kake	0	0	0	0	0	0	0	0	0	0
McGrath	0	0	0	0	3	0	0	0	0	3
Nenana	0	0	0	5	0	0	0	0	0	5
Sand Point	0	0	5	12	0	0	0	0	0	17
Skagway	0	0	0	0	0	0	0	0	0	0
St. Marys	0	0	0	0	26	0	0	0	0	26
St. Paul	0	0	2	8	0	0	0	1	0	11
Tanana	0	0	0	1	1	0	0	0	0	2
Unalakleet	0	0	3	6	1	0	0	0	0	10
Yakutat	0	0	0	0	0	0	0	0	0	0
Total	0	0	17	41	52	0	0	1	0	111
% of Total	-	-	15.4	36.9	46.8	-	-	0.9	-	100.0
1st District	0	0	0	0	0	0	0	0	0	0
2nd District	0	0	3	6	1	0	0	0	0	10
3rd District	0	0	7	20	0	0	0	1	0	28
4th District	0	0	7	15	51	0	0	0	0	73

**Superior Court Activity
Probate Case Filings - Superior Court Trial Sites
FY 06 - FY 08**

Court	FY 06	FY 07	FY 08	Change	
				FY 06 to FY 08	FY 07 to FY 08
Anchorage	1,579	1,470	1,560	-1%	6%
Barrow	58	33	38	-34%	15%
Bethel	200	135	149	-25%	10%
Cordova	9	10	6	N/S	N/S
Craig	0	0	6	N/S	N/S
Delta Junction	0	0	0	N/S	N/S
Dillingham	30	21	24	-20%	14%
Fairbanks	642	651	692	8%	6%
Glennallen	2	8	3	N/S	N/S
Homer	66	66	81	23%	23%
Juneau	294	297	328	12%	10%
Kenai	177	250	209	18%	-16%
Ketchikan	157	140	156	-1%	11%
Kodiak	40	51	60	50%	18%
Kotzebue	32	21	38	19%	81%
Naknek	3	5	3	N/S	N/S
Nome	53	55	52	-2%	-5%
Palmer	242	223	292	21%	31%
Petersburg	12	9	14	17%	N/S
Seward	8	17	9	N/S	N/S
Sitka	55	50	55	0%	10%
Tok	0	0	0	N/S	N/S
Unalaska	1	2	2	N/S	N/S
Valdez	12	13	12	0%	-8%
Wrangell	11	9	11	0%	N/S
Sub-total	3,683	3,536	3,800	3%	7%
Probate Cases from Other Courts	2	7	5	N/S	N/S
Total	3,685	3,543	3,805	3%	7%
1st District	530	505	570	8%	13%
2nd District	143	109	128	-10%	17%
3rd District	2,170	2,143	2,263	4%	6%
4th District	842	786	844	0%	7%

N/S - Numbers 10 or less are not compared statistically

**Superior Court Activity
Probate Case Filings - Other Courts
FY 06 - FY 08**

Court	FY 06	FY 07	FY 08	Change	
				FY 06 to FY 08	FY 07 to FY 08
Angoon	0	0	0	N/S	N/S
Aniak	0	0	2	N/S	N/S
Chevak	0	0	0	N/S	N/S
Emmonak	0	0	0	N/S	N/S
Fort Yukon	0	0	0	N/S	N/S
Galena	0	0	0	N/S	N/S
Haines	1	0	0	N/S	N/S
Healy	0	0	0	N/S	N/S
Hoonah	0	0	0	N/S	N/S
Kake	0	0	0	N/S	N/S
McGrath	0	0	0	N/S	N/S
Nenana	0	0	1	N/S	N/S
Sand Point	1	3	0	N/S	N/S
Skagway	0	0	0	N/S	N/S
St. Marys	0	0	0	N/S	N/S
St. Paul	0	4	2	N/S	N/S
Tanana	0	0	0	N/S	N/S
Unalakleet	0	0	0	N/S	N/S
Yakutat	0	0	0	N/S	N/S
Total	2	7	5	N/S	N/S
1st District	1	0	0	N/S	N/S
2nd District	0	0	0	N/S	N/S
3rd District	1	7	2	N/S	N/S
4th District	0	0	3	N/S	N/S

N/S - Numbers 10 or less are not compared statistically

**Superior Court Activity
Probate Filings by Case Type - Superior Court Trial Sites
FY 08**

Court	Case Type						Total
	Adoptions	Estates	Commitment Proceedings	¹ Protective Proceedings	² Minor Proceedings	Other	
Anchorage	311	487	258	376	99	29	1,560
Barrow	3	7	19	7	2	0	38
Bethel	14	11	79	23	21	1	149
Cordova	0	5	0	1	0	0	6
Craig	0	1	2	3	0	0	6
Delta Junction	0	0	0	0	0	0	0
Dillingham	3	3	6	8	0	4	24
Fairbanks	122	155	326	76	7	6	692
Glennallen	0	0	1	2	0	0	3
Homer	5	8	34	3	0	31	81
Juneau	38	79	164	30	16	1	328
Kenai	33	71	51	44	10	0	209
Ketchikan	11	39	82	22	2	0	156
Kodiak	11	37	4	7	0	1	60
Kotzebue	10	0	16	11	1	0	38
Naknek	0	2	1	0	0	0	3
Nome	6	11	26	8	1	0	52
Palmer	62	99	27	94	9	1	292
Petersburg	5	0	6	2	0	1	14
Seward	1	0	2	5	0	1	9
Sitka	5	19	16	15	0	0	55
Tok	0	0	0	0	0	0	0
Unalaska	1	0	0	0	0	1	2
Valdez	1	5	1	5	0	0	12
Wrangell	1	2	5	2	0	1	11
Sub-total	643	1,041	1,126	744	168	78	3,800
Probate Cases from District and	0	0	2	1	0	2	5
Total	643	1,041	1,128	745	168	80	3,805
% of Total	16.9	27.4	29.6	19.6	4.4	2.1	100.0
1st District	60	140	275	74	18	3	570
2nd District	19	18	61	26	4	0	128
3rd District	428	717	387	545	118	68	2,263
4th District	136	166	405	100	28	9	844

¹ Guardianships, conservatorships, etc.

² Minor Settlements, emancipations, etc.

**Superior Court Activity
Probate Filings by Case Type - Other Courts
FY 08**

Court	Case Type						Total
	Adoptions	Estates	Commitment Proceedings	¹ Protective Proceedings	² Minor Proceedings	Other	
Angoon	0	0	0	0	0	0	0
Aniak	0	0	0	0	0	2	2
Chevak	0	0	0	0	0	0	0
Emmonak	0	0	0	0	0	0	0
Fort Yukon	0	0	0	0	0	0	0
Galena	0	0	0	0	0	0	0
Haines	0	0	0	0	0	0	0
Healy	0	0	0	0	0	0	0
Hoonah	0	0	0	0	0	0	0
Kake	0	0	0	0	0	0	0
McGrath	0	0	0	0	0	0	0
Nenana	0	0	0	1	0	0	1
Sand Point	0	0	0	0	0	0	0
Skagway	0	0	0	0	0	0	0
St. Marys	0	0	0	0	0	0	0
St. Paul	0	0	2	0	0	0	2
Tanana	0	0	0	0	0	0	0
Unalakleet	0	0	0	0	0	0	0
Yakutat	0	0	0	0	0	0	0
Total	0	0	2	1	0	2	5
% of Total	-	-	40.0	20.0	-	40.0	100.0
1st District	0	0	0	0	0	0	0
2nd District	0	0	0	0	0	0	0
3rd District	0	0	2	0	0	0	2
4th District	0	0	0	1	0	2	3

¹ Guardianships, conservatorships, etc.

² Minor Settlements, emancipations, etc.

Superior Court Activity
Probate Case Dispositions - Superior Court Trial Sites
FY 06 - FY 08

Court	FY 06	FY 07	FY 08	Change	
				FY 06 to FY 08	FY 07 to FY 08
Anchorage	2,244	2,492	1,579	-30%	-37%
Barrow	60	36	28	-53%	-22%
Bethel	169	80	171	1%	114%
Cordova	2	4	4	N/S	N/S
Craig	0	0	2	N/S	N/S
Delta Junction	0	0	0	N/S	N/S
Dillingham	21	17	13	-38%	-24%
Fairbanks	737	664	683	-7%	3%
Glennallen	2	6	2	N/S	N/S
Homer	25	25	26	4%	4%
Juneau	313	282	327	4%	16%
Kenai	168	266	186	11%	-30%
Ketchikan	150	136	154	3%	13%
Kodiak	41	46	33	-20%	-28%
Kotzebue	30	23	40	33%	74%
Naknek	1	0	0	N/S	N/S
Nome	69	51	51	-26%	0%
Palmer	191	176	215	13%	22%
Petersburg	26	11	15	-42%	36%
Seward	3	9	7	N/S	N/S
Sitka	58	56	71	22%	27%
Tok	0	0	0	N/S	N/S
Unalaska	1	2	2	N/S	N/S
Valdez	8	7	6	N/S	N/S
Wrangell	17	12	13	-24%	8%
Sub-total	4,336	4,401	3,628	-16%	-18%
Probate Cases from Other Courts	4	7	4	N/S	N/S
Total	4,340	4,408	3,632	-16%	-18%
1st District	564	497	582	3%	17%
2nd District	159	110	119	-25%	8%
3rd District	2,711	3,057	2,077	-23%	-32%
4th District	906	744	854	-6%	15%

N/S - Numbers 10 or less are not compared statistically

**Superior Court Activity
Probate Case Dispositions - Other Courts
FY 06 - FY 08**

Court	FY 06	FY 07	FY 08	Change	
				FY 06 to FY 08	FY 07 to FY 08
Angoon	0	0	0	N/S	N/S
Aniak	0	0	0	N/S	N/S
Chevak	0	0	0	N/S	N/S
Emmonak	0	0	0	N/S	N/S
Fort Yukon	0	0	0	N/S	N/S
Galena	0	0	0	N/S	N/S
Haines	0	0	0	N/S	N/S
Healy	0	0	0	N/S	N/S
Hoonah	0	0	0	N/S	N/S
Kake	0	0	0	N/S	N/S
McGrath	0	0	0	N/S	N/S
Nenana	0	0	0	N/S	N/S
Sand Point	1	3	2	N/S	N/S
Skagway	0	0	0	N/S	N/S
St. Marys	0	0	0	N/S	N/S
St. Paul	3	4	2	N/S	N/S
Tanana	0	0	0	N/S	N/S
Unalakleet	0	0	0	N/S	N/S
Yakutat	0	0	0	N/S	N/S
Total	4	7	4	N/S	N/S
1st District	0	0	0	N/S	N/S
2nd District	0	0	0	N/S	N/S
3rd District	4	7	4	N/S	N/S
4th District	0	0	0	N/S	N/S

N/S - Numbers 10 or less are not compared statistically

**Superior Court Activity
Domestic Relations Case Filings - Superior Court Trial Sites
FY 06 - FY 08**

Court	FY 06	FY 07	FY 08	Change	
				FY 06 to FY 08	FY 07 to FY 08
Anchorage	2,412	2,246	2,369	-2%	5%
Barrow	25	20	31	24%	55%
Bethel	80	66	60	-25%	-9%
Cordova	9	5	9	N/S	N/S
Craig	0	0	21	N/S	N/S
Delta Junction	7	18	4	N/S	N/S
Dillingham	39	33	22	-44%	-33%
Fairbanks	709	857	830	17%	-3%
Glennallen	11	7	15	36%	N/S
Homer	64	59	41	-36%	-31%
Juneau	260	203	202	-22%	0%
Kenai	278	268	247	-11%	-8%
Ketchikan	177	132	133	-25%	1%
Kodiak	75	81	77	3%	-5%
Kotzebue	24	27	56	133%	107%
Naknek	3	3	1	N/S	N/S
Nome	21	43	37	76%	-14%
Palmer	477	484	467	-2%	-4%
Petersburg	14	21	16	14%	-24%
Seward	31	18	19	-39%	6%
Sitka	64	67	50	-22%	-25%
Tok	0	0	3	N/S	N/S
Unalaska	16	22	13	-19%	-41%
Valdez	18	27	17	-6%	-37%
Wrangell	12	15	14	17%	-7%
Sub-total	4,826	4,722	4,754	-1%	1%
Domestic Relations Cases from Other Courts	7	6	3	N/S	N/S
Total	4,833	4,728	4,757	-2%	1%
1st District	527	438	436	-17%	0%
2nd District	70	90	124	77%	38%
3rd District	3,435	3,255	3,297	-4%	1%
4th District	801	945	900	12%	-5%

N/S - Numbers 10 or less are not compared statistically

**Superior Court Activity
Domestic Relations Case Filings - Other Courts
FY 06 - FY 08**

Court	FY 06	FY 07	FY 08	Change	
				FY 06 to FY 08	FY 07 to FY 08
Angoon	0	0	0	N/S	N/S
Aniak	0	0	1	N/S	N/S
Chevak	0	0	0	N/S	N/S
Emmonak	0	0	0	N/S	N/S
Fort Yukon	0	0	0	N/S	N/S
Galena	0	0	0	N/S	N/S
Haines	0	0	0	N/S	N/S
Healy	1	0	1	N/S	N/S
Hoonah	0	0	0	N/S	N/S
Kake	0	0	0	N/S	N/S
McGrath	0	0	0	N/S	N/S
Nenana	4	4	0	N/S	N/S
Sand Point	1	0	0	N/S	N/S
Skagway	0	0	0	N/S	N/S
St. Marys	0	0	1	N/S	N/S
St. Paul	1	2	0	N/S	N/S
Tanana	0	0	0	N/S	N/S
Unalakleet	0	0	0	N/S	N/S
Yakutat	0	0	0	N/S	N/S
Total	7	6	3	N/S	N/S
1st District	0	0	0	N/S	N/S
2nd District	0	0	0	N/S	N/S
3rd District	2	2	0	N/S	N/S
4th District	5	4	3	N/S	N/S

N/S - Numbers 10 or less are not compared statistically

**Superior Court Activity
Domestic Relations Filings by Case Type - Superior Court Trial Sites
FY 08**

Court	Case Type				Total
	Divorce	Dissolution	Support / Custody	Other	
Anchorage	1,001	831	441	96	2,369
Barrow	10	5	6	10	31
Bethel	19	13	17	11	60
Cordova	3	4	2	0	9
Craig	6	11	4	0	21
Delta Junction	0	4	0	0	4
Dillingham	13	8	1	0	22
Fairbanks	356	330	120	24	830
Glennallen	4	7	4	0	15
Homer	9	29	3	0	41
Juneau	56	104	42	0	202
Kenai	91	112	40	4	247
Ketchikan	46	48	37	2	133
Kodiak	30	37	9	1	77
Kotzebue	18	4	10	24	56
Naknek	1	0	0	0	1
Nome	15	11	8	3	37
Palmer	172	190	93	12	467
Petersburg	5	10	1	0	16
Seward	7	8	4	0	19
Sitka	21	20	9	0	50
Tok	0	3	0	0	3
Unalaska	4	6	3	0	13
Valdez	3	11	3	0	17
Wrangell	3	7	4	0	14
Sub-total	1,893	1,813	861	187	4,754
Domestic Relations Cases from Other Courts	0	1	0	2	3
Total	1,893	1,814	861	189	4,757
% of Total	39.8	38.1	18.1	4.0	100.0
1st District	137	200	97	2	436
2nd District	43	20	24	37	124
3rd District	1,338	1,243	603	113	3,297
4th District	375	351	137	37	900

**Superior Court Activity
Domestic Relations Filings by Case Type - Other Courts
FY 08**

Court	Case Type				Total
	Divorce	Dissolution	Support / Custody	Other	
Angoon	0	0	0	0	0
Aniak	0	0	0	1	1
Chevak	0	0	0	0	0
Emmonak	0	0	0	0	0
Fort Yukon	0	0	0	0	0
Galena	0	0	0	0	0
Haines	0	0	0	0	0
Healy	0	1	0	0	1
Hoonah	0	0	0	0	0
Kake	0	0	0	0	0
McGrath	0	0	0	0	0
Nenana	0	0	0	0	0
Sand Point	0	0	0	0	0
Skagway	0	0	0	0	0
St. Marys	0	0	0	1	1
St. Paul	0	0	0	0	0
Tanana	0	0	0	0	0
Unalakleet	0	0	0	0	0
Yakutat	0	0	0	0	0
Total	0	1	0	2	3
% of Total	0.0	33.3	0.0	66.7	100.0
1st District	0	0	0	0	0
2nd District	0	0	0	0	0
3rd District	0	0	0	0	0
4th District	0	1	0	2	3

**Superior Court Activity
Domestic Relations Case Dispositions - Superior Court Trial Sites
FY 06 - FY 08**

Court	FY 06	FY 07	FY 08	Change	
				FY 06 to FY 08	FY 07 to FY 08
Anchorage	2,513	2,358	2,232	-11%	-5%
Barrow	28	14	35	25%	150%
Bethel	70	68	42	-40%	-38%
Cordova	10	4	7	N/S	N/S
Craig	0	0	8	N/S	N/S
Delta Junction	0	0	4	N/S	N/S
Dillingham	34	20	29	-15%	45%
Fairbanks	753	783	841	12%	7%
Glennallen	14	7	10	N/S	N/S
Homer	44	58	32	-27%	-45%
Juneau	256	226	194	-24%	-14%
Kenai	286	274	233	-19%	-15%
Ketchikan	164	151	134	-18%	-11%
Kodiak	81	69	70	-14%	1%
Kotzebue	33	27	43	30%	59%
Naknek	4	4	1	N/S	N/S
Nome	28	27	41	46%	52%
Palmer	474	485	463	-2%	-5%
Petersburg	21	19	13	-38%	-32%
Seward	32	13	23	-28%	77%
Sitka	61	58	57	-7%	-2%
Tok	0	0	2	N/S	N/S
Unalaska	11	19	20	82%	5%
Valdez	23	19	22	-4%	16%
Wrangell	12	12	13	8%	8%
Sub-total	4,952	4,715	4,569	-8%	-3%
Domestic Relations Cases from Other Courts	1	2	2	N/S	N/S
Total	4,953	4,717	4,571	-8%	-3%
1st District	514	466	419	-18%	-10%
2nd District	89	68	119	34%	75%
3rd District	3,527	3,332	3,143	-11%	-6%
4th District	823	851	890	8%	5%

N/S - Numbers 10 or less are not compared statistically

**Superior Court Activity
Domestic Relations Case Dispositions - Other Courts
FY 06 - FY 08**

Court	FY 06	FY 07	FY 08	Change	
				FY 06 to FY 08	FY 07 to FY 08
Angoon	0	0	0	N/S	N/S
Aniak	0	0	0	N/S	N/S
Chevak	0	0	0	N/S	N/S
Emmonak	0	0	0	N/S	N/S
Fort Yukon	0	0	0	N/S	N/S
Galena	0	0	0	N/S	N/S
Haines	0	0	0	N/S	N/S
Healy	0	0	0	N/S	N/S
Hoonah	0	0	0	N/S	N/S
Kake	0	0	0	N/S	N/S
McGrath	0	0	0	N/S	N/S
Nenana	0	0	1	N/S	N/S
Sand Point	1	0	0	N/S	N/S
Skagway	0	0	0	N/S	N/S
St. Marys	0	0	0	N/S	N/S
St. Paul	0	2	1	N/S	N/S
Tanana	0	0	0	N/S	N/S
Unalakleet	0	0	0	N/S	N/S
Yakutat	0	0	0	N/S	N/S
Total	1	2	2	N/S	N/S
1st District	0	0	0	N/S	N/S
2nd District	0	0	0	N/S	N/S
3rd District	1	2	1	N/S	N/S
4th District	0	0	1	N/S	N/S

N/S - Numbers 10 or less are not compared statistically

**Superior Court Activity
Domestic Relations Case Dispositions by Manner of Disposition -
Superior Court Trial Sites
FY 08**

Court	Stage of Disposition				Total
	Dismissed	Diss./Div. Hearing	Trial	Other	
Anchorage	400	1,362	248	222	2,232
Barrow	6	11	2	16	35
Bethel	9	16	0	17	42
Cordova	1	5	0	1	7
Craig	2	6	0	0	8
Delta Junction	0	4	0	0	4
Dillingham	10	11	0	8	29
Fairbanks	143	595	46	57	841
Glennallen	0	7	0	3	10
Homer	5	23	0	4	32
Juneau	28	128	6	32	194
Kenai	48	142	16	27	233
Ketchikan	26	78	1	29	134
Kodiak	9	55	0	6	70
Kotzebue	5	24	1	13	43
Naknek	0	1	0	0	1
Nome	6	23	5	7	41
Palmer	75	270	51	67	463
Petersburg	4	9	0	0	13
Seward	3	18	0	2	23
Sitka	10	35	8	4	57
Tok	1	1	0	0	2
Unalaska	8	10	0	2	20
Valdez	1	12	2	7	22
Wrangell	1	8	1	3	13
Sub-total	801	2,854	387	527	4,569
Domestic Relations Cases from Other Courts	0	1	0	1	2
Total	801	2,855	387	528	4,571
% of Total	17.5	62.5	8.5	11.5	100.0
1st District	71	264	16	68	419
2nd District	17	58	8	36	119
3rd District	560	1,917	317	349	3,143
4th District	153	616	46	75	890

**Superior Court Activity
Domestic Relations Case Dispositions by Manner of Disposition -
Other Courts
FY 08**

Court	Stage of Disposition				Total
	Dismissed	Diss./Div. Hearing	Trial	Other	
Angoon	0	0	0	0	0
Aniak	0	0	0	0	0
Chevak	0	0	0	0	0
Emmonak	0	0	0	0	0
Fort Yukon	0	0	0	0	0
Galena	0	0	0	0	0
Haines	0	0	0	0	0
Healy	0	0	0	0	0
Hoonah	0	0	0	0	0
Kake	0	0	0	0	0
McGrath	0	0	0	0	0
Nenana	0	0	0	1	1
Sand Point	0	0	0	0	0
Skagway	0	0	0	0	0
St. Marys	0	0	0	0	0
St. Paul	0	1	0	0	1
Tanana	0	0	0	0	0
Unalakleet	0	0	0	0	0
Yakutat	0	0	0	0	0
Total	0	1	0	1	2
% of Total	0.0	50.0	0.0	50.0	100.0
1st District	0	0	0	0	0
2nd District	0	0	0	0	0
3rd District	0	1	0	0	1
4th District	0	0	0	1	1

**Superior Court Activity
General Civil Case Filings - Superior Court Trial Sites
FY 06 - FY 08**

Court	FY 06	FY 07	FY 08	Change	
				FY 06 to FY 08	FY 07 to FY 08
Anchorage	1,631	1,437	1,464	-10%	2%
Barrow	43	25	16	-63%	-36%
Bethel	72	115	85	18%	-26%
Cordova	9	2	2	N/S	N/S
Craig	0	0	4	N/S	N/S
Delta Junction	0	0	0	N/S	N/S
Dillingham	22	19	31	41%	63%
Fairbanks	320	342	301	-6%	-12%
Glennallen	5	5	9	N/S	N/S
Homer	31	41	37	19%	-10%
Juneau	194	166	155	-20%	-7%
Kenai	150	138	139	-7%	1%
Ketchikan	76	66	83	9%	26%
Kodiak	123	41	37	-70%	-10%
Kotzebue	48	53	19	-60%	-64%
Naknek	4	5	9	N/S	N/S
Nome	30	45	35	17%	-22%
Palmer	256	240	242	-5%	1%
Petersburg	13	10	11	-15%	N/S
Seward	14	6	4	N/S	N/S
Sitka	39	50	39	0%	-22%
Tok	0	1	1	N/S	N/S
Unalaska	12	16	1	N/S	N/S
Valdez	12	14	11	-8%	-21%
Wrangell	9	11	8	N/S	N/S
Sub-total	3,113	2,848	2,743	-12%	-4%
General Civil Cases from Other Courts	0	2	8	N/S	N/S
Total	3,113	2,850	2,751	-12%	-3%
1st District	331	303	300	-9%	-1%
2nd District	121	123	70	-42%	-43%
3rd District	2,269	1,966	1,987	-12%	1%
4th District	392	458	394	1%	-14%

N/S - Numbers 10 or less are not compared statistically

**Superior Court Activity
General Civil Case Filings - Other Courts
FY 06 - FY 08**

Court	FY 06	FY 07	FY 08	Change	
				FY 06 to FY 08	FY 07 to FY 08
Angoon	0	0	0	N/S	N/S
Aniak	0	0	3	N/S	N/S
Chevak	0	0	3	N/S	N/S
Emmonak	0	0	0	N/S	N/S
Fort Yukon	0	0	0	N/S	N/S
Galena	0	0	0	N/S	N/S
Haines	0	0	0	N/S	N/S
Healy	0	0	0	N/S	N/S
Hoonah	0	0	0	N/S	N/S
Kake	0	0	0	N/S	N/S
McGrath	0	0	1	N/S	N/S
Nenana	0	0	0	N/S	N/S
Sand Point	0	1	1	N/S	N/S
Skagway	0	0	0	N/S	N/S
St. Marys	0	0	0	N/S	N/S
St. Paul	0	1	0	N/S	N/S
Tanana	0	0	0	N/S	N/S
Unalakleet	0	0	0	N/S	N/S
Yakutat	0	0	0	N/S	N/S
Total	0	2	8	N/S	N/S
1st District	0	0	0	N/S	N/S
2nd District	0	0	0	N/S	N/S
3rd District	0	2	1	N/S	N/S
4th District	0	0	7	N/S	N/S

N/S - Numbers 10 or less are not compared statistically

**Superior Court Activity
General Civil Filings by Case Type - Superior Court Trial Sites
FY 08**

Court	Case Type					Total
	Admin. Review	Debt/ Contract	Tort	Real Prop/ Eviction	Other	
Anchorage	166	166	504	116	512	1,464
Barrow	2	0	3	1	10	16
Bethel	1	5	50	3	26	85
Cordova	0	0	1	0	1	2
Craig	0	0	0	1	3	4
Delta Junction	0	0	0	0	0	0
Dillingham	0	3	4	3	21	31
Fairbanks	31	18	80	39	133	301
Glennallen	0	0	0	0	9	9
Homer	4	4	2	3	24	37
Juneau	6	9	31	14	95	155
Kenai	13	6	44	9	67	139
Ketchikan	7	14	23	8	31	83
Kodiak	2	5	2	3	25	37
Kotzebue	1	0	3	4	11	19
Naknek	0	1	1	1	6	9
Nome	3	2	5	3	22	35
Palmer	25	20	71	35	91	242
Petersburg	1	0	1	2	7	11
Seward	0	0	1	1	2	4
Sitka	7	4	5	3	20	39
Tok	0	0	0	0	1	1
Unalaska	0	0	0	0	1	1
Valdez	5	1	3	0	2	11
Wrangell	1	0	0	0	7	8
Sub-total	275	258	834	249	1,127	2,743
General Civil Cases from Other Courts	0	0	0	0	8	8
Total	275	258	834	249	1,135	2,751
% of Total	10.0	9.4	30.3	9.0	41.3	100.0
1st District	22	27	60	28	163	300
2nd District	6	2	11	8	43	70
3rd District	215	206	633	171	762	1,987
4th District	32	23	130	42	167	394

**Superior Court Activity
General Civil Filings by Case Type - Other Courts
FY 08**

Court	Case Type					Total
	Admin. Review	Debt/ Contract	Tort	Real Prop/ Eviction	Other	
Angoon	0	0	0	0	0	0
Aniak	0	0	0	0	3	3
Chevak	0	0	0	0	3	3
Emmonak	0	0	0	0	0	0
Fort Yukon	0	0	0	0	0	0
Galena	0	0	0	0	0	0
Haines	0	0	0	0	0	0
Healy	0	0	0	0	0	0
Hoonah	0	0	0	0	0	0
Kake	0	0	0	0	0	0
McGrath	0	0	0	0	1	1
Nenana	0	0	0	0	0	0
Sand Point	0	0	0	0	1	1
Skagway	0	0	0	0	0	0
St. Marys	0	0	0	0	0	0
St. Paul	0	0	0	0	0	0
Tanana	0	0	0	0	0	0
Unalakleet	0	0	0	0	0	0
Yakutat	0	0	0	0	0	0
Total	0	0	0	0	8	8
% of Total	0.0	0.0	0.0	0.0	100.0	100.0
1st District	0	0	0	0	0	0
2nd District	0	0	0	0	0	0
3rd District	0	0	0	0	1	1
4th District	0	0	0	0	7	7

**Superior Courts
General Civil Case Types
FY 08**

Administrative Review

Administrative Appeal
Appeal from District Court
Petition for Review

Debt / Contract

Debt - General
Other Contract

Tort

Personal Injury - Auto
Personal Injury - Other
Wrongful Death
Property Damage - Auto
Property Damage - Other
Medical Malpractice
Legal Malpractice
Other Malpractice

Eviction/Real Property

Foreclosure
Quiet Title
Condemnation
Forcible Entry and Detainer
Real Estate Matter

Other

Change of Name	Coroner
Election Contest or Recount Appeal	Order to Show Cause
Injunctive Relief	Contempt
Application for Post-Conviction Relief	Other
Habeas Corpus	
Registration of Foreign Judgment	

Deliberately left blank

**Superior Court Activity
General Civil Case Dispositions - Superior Court Trial Sites
FY 06 - FY 08**

Court	FY 06	FY 07	FY 08	Change	
				FY 06 to FY 08	FY 07 to FY 08
Anchorage	1,800	1,680	1,450	-19%	-14%
Barrow	31	29	21	-32%	-28%
Bethel	66	93	105	59%	13%
Cordova	0	1	2	N/S	N/S
Craig	0	0	4	N/S	N/S
Delta Junction	0	0	0	N/S	N/S
Dillingham	24	11	27	13%	145%
Fairbanks	346	328	327	-5%	0%
Glennallen	0	5	8	N/S	N/S
Homer	0	29	26	N/S	-10%
Juneau	185	160	168	-9%	5%
Kenai	160	183	120	-25%	-34%
Ketchikan	81	81	78	-4%	-4%
Kodiak	136	26	36	-74%	38%
Kotzebue	51	40	38	-25%	-5%
Naknek	0	4	8	N/S	N/S
Nome	27	35	42	56%	20%
Palmer	218	270	237	9%	-12%
Petersburg	10	11	8	N/S	N/S
Seward	0	5	2	N/S	N/S
Sitka	37	50	39	5%	-22%
Tok	0	0	0	N/S	N/S
Unalaska	0	15	5	N/S	N/S
Valdez	14	16	15	7%	-6%
Wrangell	12	9	12	0%	N/S
Sub-total	3,198	3,081	2,778	-13%	-10%
General Civil Cases from Other Courts	0	2	2	N/S	N/S
Total	3,198	3,083	2,780	-13%	-10%
1st District	325	311	309	-5%	-1%
2nd District	109	104	101	-7%	-3%
3rd District	2,352	2,247	1,937	-18%	-14%
4th District	412	421	433	5%	3%

N/S - Numbers 10 or less are not compared statistically

**Superior Court Activity
General Civil Case Dispositions - Other Courts
FY 06 - FY 08**

Court	FY 06	FY 07	FY 08	Change	
				FY 06 to FY 08	FY 07 to FY 08
Angoon	0	0	0	N/S	N/S
Aniak	0	0	0	N/S	N/S
Chevak	0	0	0	N/S	N/S
Emmonak	0	0	0	N/S	N/S
Fort Yukon	0	0	0	N/S	N/S
Galena	0	0	0	N/S	N/S
Haines	0	0	0	N/S	N/S
Healy	0	0	1	N/S	N/S
Hoonah	0	0	0	N/S	N/S
Kake	0	0	0	N/S	N/S
McGrath	0	0	0	N/S	N/S
Nenana	0	0	0	N/S	N/S
Sand Point	0	1	1	N/S	N/S
Skagway	0	0	0	N/S	N/S
St. Marys	0	0	0	N/S	N/S
St. Paul	0	1	0	N/S	N/S
Tanana	0	0	0	N/S	N/S
Unalakleet	0	0	0	N/S	N/S
Yakutat	0	0	0	N/S	N/S
Total	0	2	2	N/S	N/S
1st District	0	0	0	N/S	N/S
2nd District	0	0	0	N/S	N/S
3rd District	0	2	1	N/S	N/S
4th District	0	0	1	N/S	N/S

N/S - Numbers 10 or less are not compared statistically

**Superior Court Activity
General Civil Case Dispositions by Manner of Disposition -
Superior Court Trial Sites
FY 08**

Court	Stage of Disposition						Total
	Dismiss / Settle	Default Judgment	Summary Judgment	Court Trial	Jury Trial	Other	
Anchorage	873	51	132	9	8	377	1,450
Barrow	9	1	2	0	1	8	21
Bethel	42	9	2	0	0	52	105
Cordova	0	1	0	0	0	1	2
Craig	0	0	0	0	0	4	4
Delta Junction	0	0	0	0	0	0	0
Dillingham	12	7	0	0	1	7	27
Fairbanks	171	11	20	4	0	121	327
Glennallen	2	1	0	0	0	5	8
Homer	8	3	0	0	0	15	26
Juneau	62	14	4	4	1	83	168
Kenai	61	3	3	2	1	50	120
Ketchikan	35	8	2	0	3	30	78
Kodiak	10	6	1	1	0	18	36
Kotzebue	17	10	3	1	0	7	38
Naknek	3	4	0	0	0	1	8
Nome	14	3	3	0	0	22	42
Palmer	129	10	15	2	4	77	237
Petersburg	2	0	0	0	1	5	8
Seward	1	0	0	0	0	1	2
Sitka	15	2	0	0	1	21	39
Tok	0	0	0	0	0	0	0
Unalaska	2	0	0	0	0	3	5
Valdez	6	2	1	1	0	5	15
Wrangell	2	0	0	0	0	10	12
Sub-total	1,476	146	188	24	21	923	2,778
General Civil Cases from Other Courts	1	0	0	0	0	1	2
Total	1,477	146	188	24	21	924	2,780
% of Total	53.1	5.2	6.8	0.9	0.8	33.2	100.0
1st District	116	24	6	4	6	153	309
2nd District	40	14	8	1	1	37	101
3rd District	1,107	88	152	15	14	561	1,937
4th District	214	20	22	4	0	173	433

**Superior Court Activity
General Civil Case Dispositions by Manner of Disposition - Other Courts
FY 08**

Court	Stage of Disposition						Total
	Dismiss / Settle	Default Judgment	Summary Judgment	Court Trial	Jury Trial	Other	
Angoon	0	0	0	0	0	0	0
Aniak	0	0	0	0	0	0	0
Chevak	0	0	0	0	0	0	0
Emmonak	0	0	0	0	0	0	0
Fort Yukon	0	0	0	0	0	0	0
Galena	0	0	0	0	0	0	0
Haines	0	0	0	0	0	0	0
Healy	1	0	0	0	0	0	1
Hoonah	0	0	0	0	0	0	0
Kake	0	0	0	0	0	0	0
McGrath	0	0	0	0	0	0	0
Nenana	0	0	0	0	0	0	0
Sand Point	0	0	0	0	0	1	1
Skagway	0	0	0	0	0	0	0
St. Marys	0	0	0	0	0	0	0
St. Paul	0	0	0	0	0	0	0
Tanana	0	0	0	0	0	0	0
Unalakleet	0	0	0	0	0	0	0
Yakutat	0	0	0	0	0	0	0
Total	1	0	0	0	0	1	2
% of Total	50.0	0.0	0.0	0.0	0.0	50.0	100.0
1st District	0	0	0	0	0	0	0
2nd District	0	0	0	0	0	0	0
3rd District	0	0	0	0	0	1	1
4th District	1	0	0	0	0	0	1

**Superior Court Activity
CINA Case Filings - Superior Court Trial Sites
FY 06 - FY 08**

Court	FY 06	FY 07	FY 08	Change	
				FY 06 to FY 08	FY 07 to FY 08
Anchorage	658	561	598	-9%	7%
Barrow	24	23	16	-33%	-30%
Bethel	98	94	124	27%	32%
Cordova	0	1	3	N/S	N/S
Craig	4	1	10	N/S	N/S
Delta Junction	0	0	0	N/S	N/S
Dillingham	2	2	8	N/S	N/S
Fairbanks	190	200	172	-9%	-14%
Glennallen	8	11	5	N/S	N/S
Homer	0	0	12	N/S	N/S
Juneau	39	81	46	18%	-43%
Kenai	106	109	69	-35%	-37%
Ketchikan	28	24	31	11%	29%
Kodiak	16	12	4	N/S	N/S
Kotzebue	46	43	52	13%	21%
Naknek	0	3	5	N/S	N/S
Nome	29	15	68	134%	353%
Palmer	109	151	142	30%	-6%
Petersburg	2	1	0	N/S	N/S
Seward	0	0	0	N/S	N/S
Sitka	6	8	11	N/S	N/S
Tok	0	0	0	N/S	N/S
Unalaska	0	1	1	N/S	N/S
Valdez	8	3	4	N/S	N/S
Wrangell	0	0	0	N/S	N/S
Sub-total	1,373	1,344	1,381	1%	3%
CINA Cases from Other Courts	0	3	19	N/S	N/S
Total	1,373	1,347	1,400	2%	4%
1st District	79	115	98	24%	-15%
2nd District	99	81	136	37%	68%
3rd District	907	857	851	-6%	-1%
4th District	288	294	315	9%	7%

N/S - Numbers 10 or less are not compared statistically

**Superior Court Activity
CINA Case Filings - Other Courts
FY 06 - FY 08**

Court	FY 06	FY 07	FY 08	Change	
				FY 06 to FY 08	FY 07 to FY 08
Angoon	0	0	0	N/S	N/S
Aniak	0	0	0	N/S	N/S
Chevak	0	0	10	N/S	N/S
Emmonak	0	0	0	N/S	N/S
Fort Yukon	0	0	0	N/S	N/S
Galena	0	0	0	N/S	N/S
Haines	0	0	0	N/S	N/S
Healy	0	0	0	N/S	N/S
Hoonah	0	0	0	N/S	N/S
Kake	0	0	0	N/S	N/S
McGrath	0	0	0	N/S	N/S
Nenana	0	0	0	N/S	N/S
Sand Point	0	0	0	N/S	N/S
Skagway	0	0	0	N/S	N/S
St. Marys	0	0	9	N/S	N/S
St. Paul	0	3	0	N/S	N/S
Tanana	0	0	0	N/S	N/S
Unalakleet	0	0	0	N/S	N/S
Yakutat	0	0	0	N/S	N/S
Total	0	3	19	N/S	N/S
1st District	0	0	0	N/S	N/S
2nd District	0	0	0	N/S	N/S
3rd District	0	3	0	N/S	N/S
4th District	0	0	19	N/S	N/S

N/S - Numbers 10 or less are not compared statistically

**Superior Court Activity
Delinquency Case Filings - Superior Court Trial Sites
FY 06 - FY 08**

Court	FY 06	FY 07	FY 08	Change	
				FY 06 to FY 08	FY 07 to FY 08
Anchorage	592	621	550	-7%	-11%
Barrow	36	46	40	11%	-13%
Bethel	91	59	64	-30%	8%
Cordova	3	6	5	N/S	N/S
Craig	16	23	18	13%	-22%
Delta Junction	0	0	4	N/S	N/S
Dillingham	36	23	49	36%	113%
Fairbanks	182	146	122	-33%	-16%
Glennallen	4	10	2	N/S	N/S
Homer	11	13	11	0%	-15%
Juneau	92	86	97	5%	13%
Kenai	74	86	77	4%	-10%
Ketchikan	60	70	34	-43%	-51%
Kodiak	69	88	85	23%	-3%
Kotzebue	56	43	32	-43%	-26%
Naknek	6	0	3	N/S	N/S
Nome	40	76	74	85%	-3%
Palmer	134	109	108	-19%	-1%
Petersburg	10	19	8	N/S	N/S
Seward	0	0	0	N/S	N/S
Sitka	10	8	18	N/S	N/S
Tok	0	0	1	N/S	N/S
Unalaska	5	1	6	N/S	N/S
Valdez	11	20	14	27%	-30%
Wrangell	5	7	16	N/S	N/S
Sub-total	1,543	1,560	1,438	-7%	-8%
Delinquency Cases from Other Courts	2	1	15	N/S	N/S
Total	1,545	1,561	1,453	-6%	-7%
1st District	193	213	191	-1%	-10%
2nd District	132	165	146	11%	-12%
3rd District	947	978	910	-4%	-7%
4th District	273	205	206	-25%	0%

N/S - Numbers 10 or less are not compared statistically

**Superior Court Activity
Delinquency Case Filings - Other Courts
FY 06 - FY 08**

Court	FY 06	FY 07	FY 08	Change	
				FY 06 to FY 08	FY 07 to FY 08
Angoon	0	0	0	N/S	N/S
Aniak	0	0	0	N/S	N/S
Chevak	0	0	1	N/S	N/S
Emmonak	0	0	0	N/S	N/S
Fort Yukon	0	0	8	N/S	N/S
Galena	0	0	2	N/S	N/S
Haines	0	0	0	N/S	N/S
Healy	0	0	0	N/S	N/S
Hoonah	0	0	0	N/S	N/S
Kake	0	0	0	N/S	N/S
McGrath	0	0	0	N/S	N/S
Nenana	0	0	0	N/S	N/S
Sand Point	2	1	0	N/S	N/S
Skagway	0	0	0	N/S	N/S
St. Marys	0	0	4	N/S	N/S
St. Paul	0	0	0	N/S	N/S
Tanana	0	0	0	N/S	N/S
Unalakleet	0	0	0	N/S	N/S
Yakutat	0	0	0	N/S	N/S
Total	2	1	15	N/S	N/S
1st District	0	0	0	N/S	N/S
2nd District	0	0	0	N/S	N/S
3rd District	2	1	0	N/S	N/S
4th District	0	0	15	N/S	N/S

N/S - Numbers 10 or less are not compared statistically

**Superior Court Activity
CINA and Delinquency Filings by Case Type - Superior Court Trial Sites
FY 08**

Court	Child in Need of Aid	Petitions to Terminate Parent Rights	Total	Delinquency	Petitions to Revoke Probation	Total
Anchorage	429	169	598	317	233	550
Barrow	10	6	16	24	16	40
Bethel	111	13	124	64	0	64
Cordova	3	0	3	5	0	5
Craig	10	0	10	18	0	18
Delta Junction	0	0	0	4	0	4
Dillingham	8	0	8	49	0	49
Fairbanks	115	57	172	67	55	122
Glennallen	1	4	5	1	1	2
Homer	12	0	12	11	0	11
Juneau	46	0	46	97	0	97
Kenai	48	21	69	77	0	77
Ketchikan	31	0	31	34	0	34
Kodiak	4	0	4	85	0	85
Kotzebue	39	13	52	21	11	32
Naknek	5	0	5	3	0	3
Nome	55	13	68	44	30	74
Palmer	101	41	142	93	15	108
Petersburg	0	0	0	8	0	8
Seward	0	0	0	0	0	0
Sitka	11	0	11	18	0	18
Tok	0	0	0	1	0	1
Unalaska	1	0	1	6	0	6
Valdez	4	0	4	10	4	14
Wrangell	0	0	0	16	0	16
Sub-total	1,044	337	1,381	1,073	365	1,438
CINA and Delinquency Cases from Other Courts	19	0	19	13	2	15
Total	1,063	337	1,400	1,086	367	1,453
% of Total	75.9	24.1	100.0	74.7	25.3	100.0
1st District	98	0	98	191	0	191
2nd District	104	32	136	89	57	146
3rd District	616	235	851	657	253	910
4th District	245	70	315	149	57	206

Shaded numbers: Any petitions to revoke probation are included in the delinquency filing number.

**Superior Court Activity
CINA and Delinquency Filings by Case Type - Other Courts
FY 08**

Court	Child in Need of Aid	Petitions to Terminate Parent Rights	Total	Delinquency	Petitions to Revoke Probation	Total
Angoon	0	0	0	0	0	0
Aniak	0	0	0	0	0	0
Chevak	10	0	10	1	0	1
Emmonak	0	0	0	0	0	0
Fort Yukon	0	0	0	6	2	8
Galena	0	0	0	2	0	2
Haines	0	0	0	0	0	0
Healy	0	0	0	0	0	0
Hoonah	0	0	0	0	0	0
Kake	0	0	0	0	0	0
McGrath	0	0	0	0	0	0
Nenana	0	0	0	0	0	0
Sand Point	0	0	0	0	0	0
Skagway	0	0	0	0	0	0
St. Marys	9	0	9	4	0	4
St. Paul	0	0	0	0	0	0
Tanana	0	0	0	0	0	0
Unalakleet	0	0	0	0	0	0
Yakutat	0	0	0	0	0	0
Total	19	0	19	13	2	15
% of Total	100.0	0.0	100.0	86.7	13.3	100.0
1st District	0	0	0	0	0	0
2nd District	0	0	0	0	0	0
3rd District	0	0	0	0	0	0
4th District	19	0	19	13	2	15

District Court Activity
Total Case Filings - Superior Court Trial Sites
FY 06 - FY 08

Court	FY 06	FY 07	FY 08	Change	
				FY 06 to FY 08	FY 07 to FY 08
Anchorage	53,105	49,916	55,052	4%	10%
Barrow	884	1,068	1,047	18%	-2%
Bethel	2,429	2,242	2,026	-17%	-10%
Cordova	406	291	292	-28%	0%
Craig	697	711	726	4%	2%
Delta Junction	1,401	1,250	1,526	9%	22%
Dillingham	940	927	842	-10%	-9%
Fairbanks	15,423	15,953	15,692	2%	-2%
Glennallen	2,287	1,949	1,378	-40%	-29%
Homer	1,657	1,724	1,682	2%	-2%
Juneau	5,144	4,519	4,522	-12%	0%
Kenai	8,782	10,245	9,269	6%	-10%
Ketchikan	3,140	3,442	2,732	-13%	-21%
Kodiak	2,899	2,773	2,273	-22%	-18%
Kotzebue	1,004	1,164	1,284	28%	10%
Naknek	448	326	376	-16%	15%
Nome	1,183	1,415	1,514	28%	7%
Palmer	20,864	19,859	20,944	0%	5%
Petersburg	323	309	314	-3%	2%
Seward	1,889	2,834	3,126	65%	10%
Sitka	1,335	1,384	1,309	-2%	-5%
Tok	1,027	969	772	-25%	-20%
Unalaska	476	536	628	32%	17%
Valdez	841	600	548	-35%	-9%
Wrangell	254	209	184	-28%	-12%
Sub-total	128,838	126,615	130,058	1%	3%
District Court Cases from Other Courts	6,645	6,117	5,344	-20%	-13%
Total	135,483	132,732	135,402	0%	2%
1st District	11,649	11,525	10,702	-8%	-7%
2nd District	3,416	3,780	4,084	20%	8%
3rd District	94,745	92,152	96,629	2%	5%
4th District	25,673	25,275	23,987	-7%	-5%

FY06 filings totals were adjusted from the numbers published in last year's annual report due to an adjustment in the number of civil cases reported for the Palmer court.

**District Court Activity
Total Case Filings - Other Courts
FY 06 - FY 08**

Court	FY 06	FY 07	FY 08	Change	
				FY 06 to FY 08	FY 07 to FY 08
Angoon	48	54	80	67%	48%
Aniak	267	143	194	-27%	36%
Chevak	248	321	341	38%	6%
Emmonak	196	252	464	137%	84%
Fort Yukon	162	49	110	-32%	124%
Galena	298	151	203	-32%	34%
Haines	233	428	375	61%	-12%
Healy	3,056	2,858	1,572	-49%	-45%
Hoonah	201	203	146	-27%	-28%
Kake	52	57	39	-25%	-32%
McGrath	64	35	45	-30%	29%
Nenana	868	841	766	-12%	-9%
Sand Point	119	127	154	29%	21%
Skagway	66	50	147	123%	194%
St. Marys	221	201	256	16%	27%
St. Paul	32	45	65	103%	44%
Tanana	13	10	20	54%	N/S
Unalakleet	345	133	239	-31%	80%
Yakutat	156	159	128	-18%	-19%
Total	6,645	6,117	5,344	-20%	-13%
1st District	756	951	915	21%	-4%
2nd District	345	133	239	-31%	80%
3rd District	151	172	219	45%	27%
4th District	5,393	4,861	3,971	-26%	-18%

N/S - Numbers 10 or less are not compared statistically

**District Court Activity
Total Case Dispositions - Superior Court Trial Sites
FY 06 - FY 08**

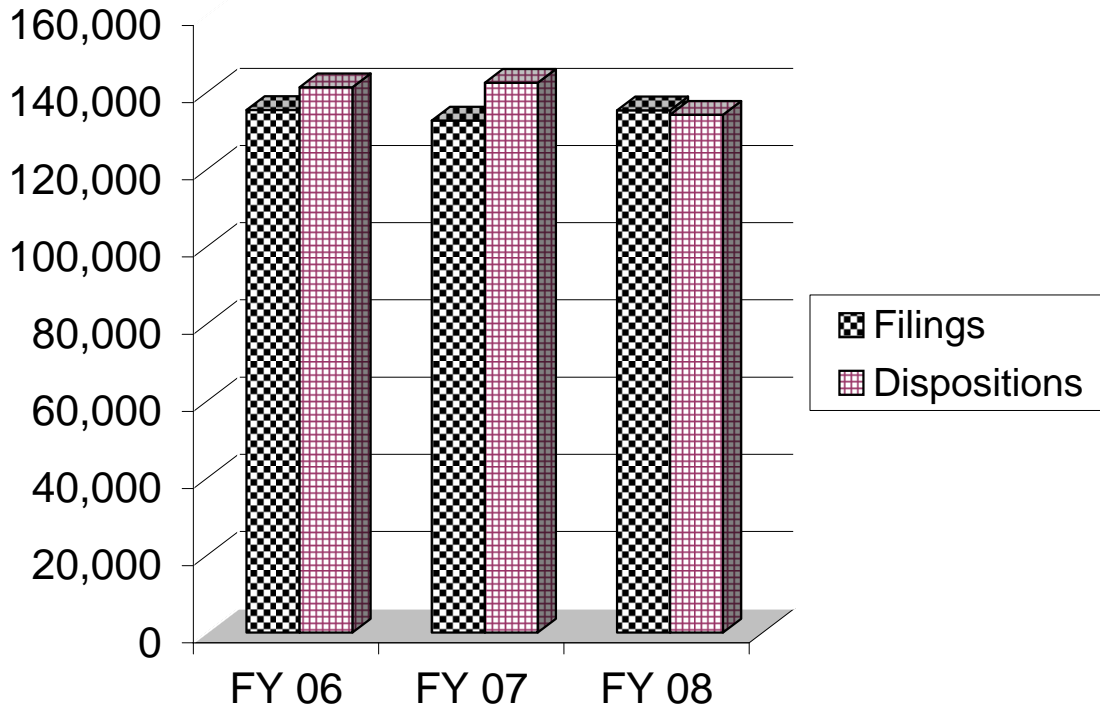
Court	FY 06	FY 07	FY 08	Change	
				FY 06 to FY 08	FY 07 to FY 08
Anchorage	58,012	52,122	52,992	-9%	2%
Barrow	870	1,051	1,077	24%	2%
Bethel	2,491	2,192	2,061	-17%	-6%
Cordova	429	314	301	-30%	-4%
Craig	713	794	743	4%	-6%
Delta Junction	1,378	1,332	1,519	10%	14%
Dillingham	947	726	805	-15%	11%
Fairbanks	15,701	16,312	15,494	-1%	-5%
Glennallen	2,276	1,999	1,362	-40%	-32%
Homer	1,619	1,684	1,561	-4%	-7%
Juneau	5,744	10,694	4,691	-18%	-56%
Kenai	8,872	10,149	9,208	4%	-9%
Ketchikan	3,144	3,372	2,819	-10%	-16%
Kodiak	2,851	2,604	2,212	-22%	-15%
Kotzebue	1,080	1,092	1,223	13%	12%
Naknek	377	319	335	-11%	5%
Nome	1,161	1,359	1,399	20%	3%
Palmer	20,944	21,516	21,766	4%	1%
Petersburg	348	339	375	8%	11%
Seward	1,879	2,801	2,882	53%	3%
Sitka	1,309	1,378	1,306	0%	-5%
Tok	943	965	862	-9%	-11%
Unalaska	450	531	554	23%	4%
Valdez	810	634	532	-34%	-16%
Wrangell	272	218	173	-36%	-21%
Sub-total	134,620	136,497	128,252	-5%	-6%
District Court Cases from Other Courts	6,726	6,028	5,992	-11%	-1%
Total	141,346	142,525	134,244	-5%	-6%
1st District	12,182	17,654	11,010	-10%	-38%
2nd District	3,398	3,669	3,948	16%	8%
3rd District	99,621	95,578	94,701	-5%	-1%
4th District	26,145	25,624	24,585	-6%	-4%

**District Court Activity
Totals Case Dispositions - Other Courts
FY 06 - FY 08**

Court	FY 06	FY 07	FY 08	Change	
				FY 06 to FY 08	FY 07 to FY 08
Angoon	35	48	60	71%	25%
Aniak	245	167	179	-27%	7%
Chevak	246	319	337	37%	6%
Emmonak	196	221	453	131%	105%
Fort Yukon	122	77	109	-11%	42%
Galena	264	168	186	-30%	11%
Haines	163	345	337	107%	-2%
Healy	3,682	2,877	1,782	-52%	-38%
Hoonah	189	203	179	-5%	-12%
Kake	38	58	56	47%	-3%
McGrath	57	47	54	-5%	15%
Nenana	539	776	1,262	134%	63%
Sand Point	116	137	132	14%	-4%
Skagway	79	41	138	75%	237%
St. Marys	268	164	260	-3%	59%
St. Paul	39	42	59	51%	40%
Tanana	13	7	27	108%	N/S
Unalakleet	287	167	249	-13%	49%
Yakutat	148	164	133	-10%	-19%
Total	6,726	6,028	5,992	-11%	-1%
1st District	652	859	903	38%	5%
2nd District	287	167	249	-13%	49%
3rd District	155	179	191	23%	7%
4th District	5,632	4,823	4,649	-17%	-4%

N/S - Numbers 10 or less are not compared statistically

**District Court Activity
Filing and Disposition Trends
FY 06 - FY 08**



<u>Category</u>	<u>FY 06</u>	<u>FY 07</u>	<u>FY 08</u>
Filings	135,483	132,732	135,402
Dispositions	141,346	142,525	134,244

Deliberately left blank

**District Court Activity
Clearance Rates - Superior Court Trial Sites
FY 07 & FY 08**

Court	Non-Minor Off Filings	Change From FY 07	Minor Offense Filings	Change From FY 07	Total Filings	Change From FY 07	Clearance Rates	
							FY 07	FY 08
Anchorage	26,489	6%	28,563	14%	55,052	10%	104%	96%
Barrow	768	12%	279	-27%	1,047	-2%	98%	103%
Bethel	1,549	-19%	477	48%	2,026	-10%	98%	102%
Cordova	176	9%	116	-11%	292	0%	108%	103%
Craig	472	14%	254	-14%	726	2%	112%	102%
Delta Junction	229	61%	1,297	17%	1,526	22%	107%	100%
Dillingham	668	-9%	174	-8%	842	-9%	78%	96%
Fairbanks	7,403	9%	8,289	-10%	15,692	-2%	102%	99%
Glennallen	252	5%	1,126	-34%	1,378	-29%	103%	99%
Homer	772	-5%	910	0%	1,682	-2%	98%	93%
Juneau	2,825	5%	1,697	-7%	4,522	0%	237%	104%
Kenai	3,301	-2%	5,968	-13%	9,269	-10%	99%	99%
Ketchikan	1,754	-2%	978	-41%	2,732	-21%	98%	103%
Kodiak	960	-7%	1,313	-25%	2,273	-18%	94%	97%
Kotzebue	1,048	7%	236	30%	1,284	10%	94%	95%
Naknek	304	8%	72	64%	376	15%	98%	89%
Nome	1,135	-1%	379	43%	1,514	7%	96%	92%
Palmer	5,460	13%	15,484	3%	20,944	5%	108%	104%
Petersburg	232	0%	82	5%	314	2%	110%	119%
Seward	533	-2%	2,593	13%	3,126	10%	99%	92%
Sitka	768	-11%	541	5%	1,309	-5%	100%	100%
Tok	173	-16%	599	-21%	772	-20%	100%	112%
Unalaska	374	17%	254	17%	628	17%	99%	88%
Valdez	325	23%	223	-34%	548	-9%	106%	97%
Wrangell	146	-18%	38	19%	184	-12%	104%	94%
Sub-total	58,116	5%	71,942	1%	130,058	3%	108%	99%
District Court Cases from Other Courts	2,335	16%	3,009	-27%	5,344	-13%	99%	112%
Total	60,451	5%	74,951	0%	135,402	2%	107%	99%
1st District	6,648	0%	4,054	-16%	10,702	-7%	153%	103%
2nd District	3,042	5%	1,042	17%	4,084	8%	97%	97%
3rd District	39,811	6%	56,818	4%	96,629	5%	104%	98%
4th District	10,950	6%	13,037	-13%	23,987	-5%	101%	102%

Clearance rate measures whether a court is keeping up with its incoming caseload. Courts aspire to clear (i.e., dispose of) at least as many cases as have been filed in a period by having a clearance rate of 100 percent or higher.

**District Court Activity
Clearance Rates - Other Courts
FY 07 & FY 08**

Court	Non-Minor Off Filings	Change From FY 07	Minor Offense Filings	Change From FY 07	Total Filings	Change From FY 07	Clearance Rates	
							FY 07	FY 08
Angoon	45	-6%	35	N/S	80	48%	89%	75%
Aniak	174	37%	20	25%	194	36%	117%	92%
Chevak	341	7%	0	N/S	341	6%	99%	99%
Emmonak	237	16%	227	373%	464	84%	88%	98%
Fort Yukon	106	121%	4	N/S	110	124%	157%	99%
Galena	190	40%	13	-13%	203	34%	111%	92%
Haines	166	-16%	209	-9%	375	-12%	81%	90%
Healy	139	-3%	1,433	-47%	1,572	-45%	101%	113%
Hoonah	92	-11%	54	-46%	146	-28%	100%	123%
Kake	33	-35%	6	N/S	39	-32%	102%	144%
McGrath	33	-6%	12	N/S	45	29%	134%	120%
Nenana	110	1%	656	-10%	766	-9%	92%	165%
Sand Point	136	31%	18	-22%	154	21%	108%	86%
Skagway	43	26%	104	550%	147	194%	82%	94%
St. Marys	246	61%	10	N/S	256	27%	82%	102%
St. Paul	61	45%	4	N/S	65	44%	93%	91%
Tanana	20	N/S	0	N/S	20	N/S	N/S	135%
Unalakleet	91	25%	148	147%	239	80%	126%	104%
Yakutat	72	-6%	56	-32%	128	-19%	103%	104%
Total	2,335	16%	3,009	-27%	5,344	-13%	99%	112%
1st District	451	-12%	464	5%	915	-4%	90%	99%
2nd District	91	25%	148	147%	239	80%	126%	104%
3rd District	197	35%	22	-15%	219	27%	104%	87%
4th District	1,596	24%	2,375	-34%	3,971	-18%	99%	117%

Clearance rate measures whether a court is keeping up with its incoming caseload. Courts aspire to clear (i.e., dispose of) at least as many cases as have been filed in a period by having a clearance rate of 100 percent or higher.

Numbers 10 or less not statistically compared

**District Court Activity
Filings by Case Type - Superior Court Trial Sites
FY 08**

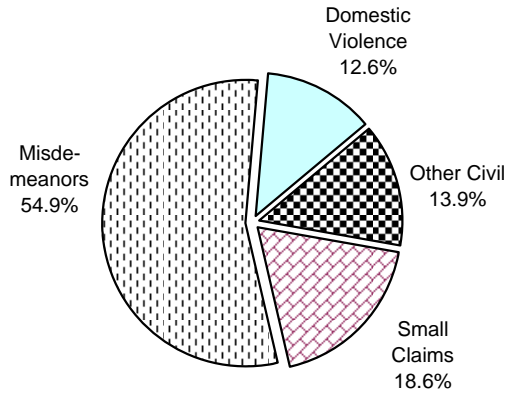
Court	Misde-meanor	Minor Offense	Civil			Total
			Small Claims	Domestic Violence	Other Civil	
Anchorage	11,751	28,563	6,020	3,903	4,815	55,052
Barrow	576	279	56	106	30	1,047
Bethel	1,133	477	154	147	115	2,026
Cordova	130	116	28	11	7	292
Craig	345	254	49	53	25	726
Delta Junction	159	1,297	37	16	17	1,526
Dillingham	519	174	60	55	34	842
Fairbanks	3,892	8,289	1,596	836	1,079	15,692
Glennallen	165	1,126	46	14	27	1,378
Homer	457	910	87	138	90	1,682
Juneau	1,447	1,697	811	287	280	4,522
Kenai	2,129	5,968	456	347	369	9,269
Ketchikan	1,030	978	252	283	189	2,732
Kodiak	620	1,313	131	101	108	2,273
Kotzebue	815	236	70	134	29	1,284
Naknek	243	72	39	7	15	376
Nome	840	379	126	117	52	1,514
Palmer	3,159	15,484	759	671	871	20,944
Petersburg	154	82	31	24	23	314
Seward	427	2,593	30	39	37	3,126
Sitka	545	541	98	67	58	1,309
Tok	122	599	28	17	6	772
Unalaska	318	254	21	3	32	628
Valdez	226	223	48	17	34	548
Wrangell	98	38	16	17	15	184
Sub-total	31,300	71,942	11,049	7,410	8,357	130,058
District Court Cases from Other Courts	1,814	3,009	220	224	77	5,344
Statewide Total	33,114	74,951	11,269	7,634	8,434	135,402
% of Total	24.5	55.4	8.3	5.6	6.2	100.0
1st District	3,917	4,054	1,325	780	626	10,702
2nd District	2,314	1,042	254	361	113	4,084
3rd District	20,323	56,818	7,725	5,313	6,450	96,629
4th District	6,560	13,037	1,965	1,180	1,245	23,987

**District Court Activity
Filings by Case Type - Other Courts
FY 08**

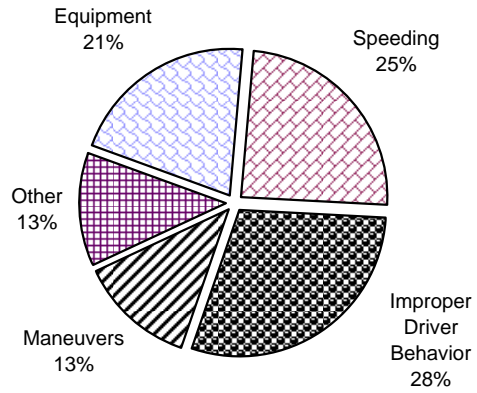
Court	Misde- meanor	Minor Offense	Civil			Total
			Small Claims	Domestic Violence	Other Civil	
Angoon	43	35	0	2	0	80
Aniak	109	20	34	25	6	194
Chevak	315	0	9	17	0	341
Emmonak	176	227	14	46	1	464
Fort Yukon	83	4	11	11	1	110
Galena	162	13	17	10	1	203
Haines	93	209	28	33	12	375
Healy	118	1,433	12	5	4	1,572
Hoonah	69	54	8	6	9	146
Kake	18	6	7	2	6	39
McGrath	24	12	5	3	1	45
Nenana	69	656	25	7	9	766
Sand Point	129	18	0	0	7	154
Skagway	21	104	14	4	4	147
St. Marys	178	10	23	40	5	256
St. Paul	50	4	0	7	4	65
Tanana	20	0	0	0	0	20
Unalakleet	83	148	2	4	2	239
Yakutat	54	56	11	2	5	128
Total	1,814	3,009	220	224	77	5,344
% of Total	33.9	56.3	4.1	4.3	1.4	100.0
1st District	298	464	68	49	36	915
2nd District	83	148	2	4	2	239
3rd District	179	22	0	7	11	219
4th District	1,254	2,375	150	164	28	3,971

District Court Activity Composition of Case Filings FY 08

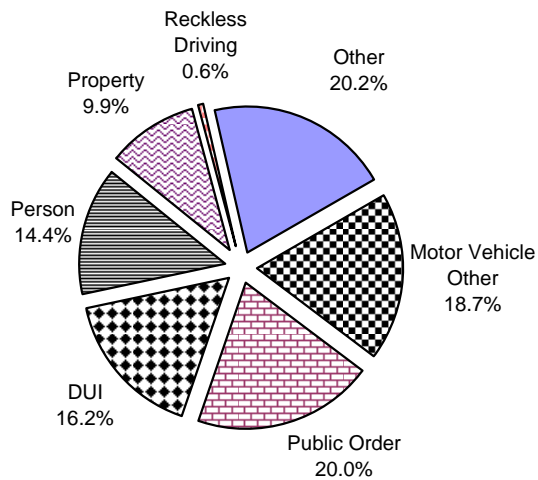
Non-Minor Offense Filings



Minor Offense Filings

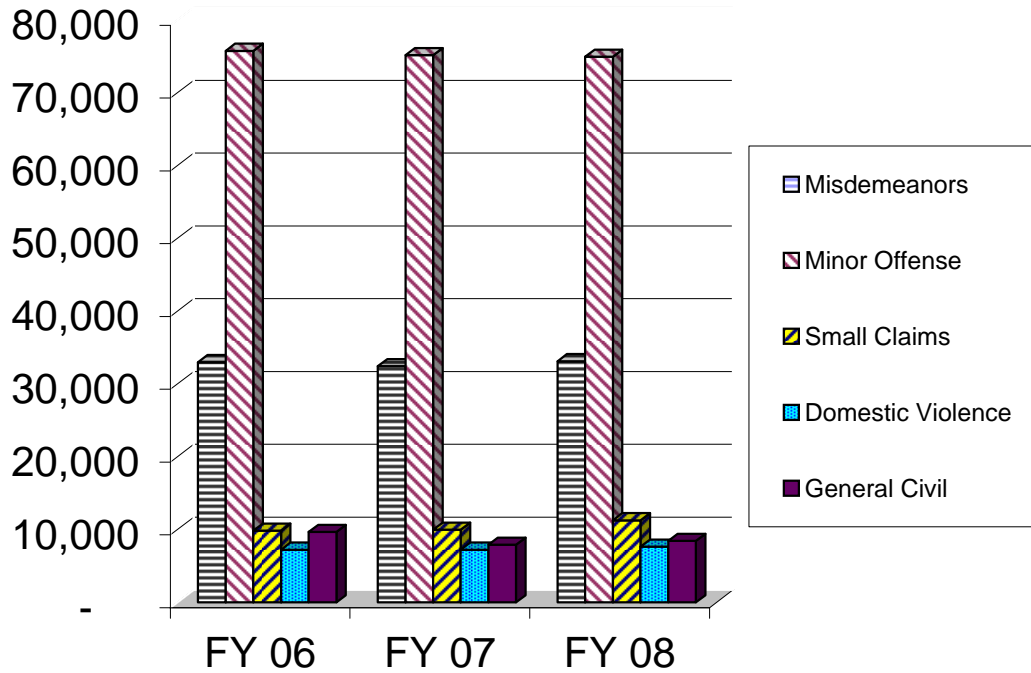


Misdemeanor Filings



This chart analyzes the composition of cases filed in district court during FY08. Misdemeanor cases represent approximately 54.9% of the non-traffic district court caseload. Approximately 35.5% of all misdemeanor cases involve driving while intoxicated or another criminal traffic violation (for example, driving with suspended license).

**District Court Activity
Filing Trends by Case Type
FY 06 - FY 08**



<u>Filing Type</u>	<u>FY 06</u>	<u>FY 07</u>	<u>FY 08</u>	<u>FY 06 to FY 08 Change</u>	<u>FY 07 to FY 08 Change</u>
Misdemeanors	32,992	32,439	33,114	0%	2%
Minor Offense	75,765	75,178	74,951	-1%	0%
Small Claims	9,839	9,966	11,269	15%	13%
Domestic Violence	7,223	7,233	7,634	6%	6%
General Civil	9,664	7,916	8,434	-13%	7%
Total	135,483	132,732	135,402	0%	2%

**District Court Activity
Dispositions by Case Type - Superior Court Trial Sites
FY 08**

Court	Misde- meanor	Minor Offense	Civil			Total
			Small Claims	Domestic Violence	Other Civil	
Anchorage	11,840	27,349	5,396	3,755	4,652	52,992
Barrow	608	299	41	108	21	1,077
Bethel	1,199	463	144	137	118	2,061
Cordova	130	135	19	11	6	301
Craig	337	276	43	55	32	743
Delta Junction	167	1,291	33	14	14	1,519
Dillingham	543	122	46	53	41	805
Fairbanks	3,846	8,448	1,388	817	995	15,494
Glennallen	161	1,123	37	15	26	1,362
Homer	426	889	62	128	56	1,561
Juneau	1,398	1,910	854	287	242	4,691
Kenai	2,152	6,022	349	350	335	9,208
Ketchikan	1,059	1,039	275	280	166	2,819
Kodiak	606	1,308	134	91	73	2,212
Kotzebue	794	215	47	133	34	1,223
Naknek	237	53	23	7	15	335
Nome	818	295	137	116	33	1,399
Palmer	2,729	16,665	895	647	830	21,766
Petersburg	202	100	30	25	18	375
Seward	406	2,381	28	39	28	2,882
Sitka	512	566	108	68	52	1,306
Tok	159	658	21	18	6	862
Unalaska	303	211	17	3	20	554
Valdez	207	238	42	20	25	532
Wrangell	102	27	15	18	11	173
Sub-total	30,941	72,083	10,184	7,195	7,849	128,252
District Court Cases from Other Courts	1,845	3,646	229	201	71	5,992
Statewide Total	32,786	75,729	10,413	7,396	7,920	134,244
% of Total	24.4	56.4	7.8	5.5	5.9	100.0
1st District	3,928	4,370	1,388	768	556	11,010
2nd District	2,298	948	252	361	89	3,948
3rd District	19,892	56,514	7,051	5,130	6,114	94,701
4th District	6,668	13,897	1,722	1,137	1,161	24,585

**District Court Activity
Dispositions by Case Type - Other Courts
FY 08**

Court	Misde- meanor	Minor Offense	Civil			Total
			Small Claims	Domestic Violence	General Civil	
Angoon	26	28	4	1	1	60
Aniak	114	17	18	23	7	179
Chevak	327	0	0	9	1	337
Emmonak	179	219	16	39	0	453
Fort Yukon	68	25	5	11	0	109
Galena	142	15	15	11	3	186
Haines	92	195	22	20	8	337
Healy	135	1,621	17	5	4	1,782
Hoonah	87	61	14	7	10	179
Kake	32	11	5	2	6	56
McGrath	27	17	4	3	3	54
Nenana	108	1,105	33	7	9	1,262
Sand Point	107	14	2	4	5	132
Skagway	28	92	12	3	3	138
St. Marys	176	18	23	42	1	260
St. Paul	45	4	1	7	2	59
Tanana	21	0	5	1	0	27
Unalakleet	78	139	27	4	1	249
Yakutat	53	65	6	2	7	133
Statewide Total	1,845	3,646	229	201	71	5,992
% of Total	30.8	60.8	3.8	3.4	1.2	100.0
1st District	318	452	63	35	35	903
2nd District	78	139	27	4	1	249
3rd District	152	18	3	11	7	191
4th District	1,297	3,037	136	151	28	4,649

**District Court Activity
Non-Minor Offense Case Filings - Superior Court Trial Sites
FY 06 - FY 08**

Court	FY 06	FY 07	FY 08	Change	
				FY 06 to FY 08	FY 07 to FY 08
Anchorage	26,547	24,905	26,489	0%	6%
Barrow	684	684	768	12%	12%
Bethel	1,927	1,920	1,549	-20%	-19%
Cordova	156	161	176	13%	9%
Craig	383	414	472	23%	14%
Delta Junction	198	142	229	16%	61%
Dillingham	689	737	668	-3%	-9%
Fairbanks	7,263	6,769	7,403	2%	9%
Glennallen	286	241	252	-12%	5%
Homer*	708	816	772	9%	-5%
Juneau	2,833	2,686	2,825	0%	5%
Kenai	3,182	3,378	3,301	4%	-2%
Ketchikan	1,746	1,791	1,754	0%	-2%
Kodiak	1,155	1,028	960	-17%	-7%
Kotzebue	808	983	1,048	30%	7%
Naknek	378	282	304	-20%	8%
Nome	961	1,150	1,135	18%	-1%
Palmer	5,180	4,842	5,460	5%	13%
Petersburg	227	231	232	2%	0%
Seward	456	545	533	17%	-2%
Sitka	652	867	768	18%	-11%
Tok	261	207	173	-34%	-16%
Unalaska	319	319	374	17%	17%
Valdez	369	264	325	-12%	23%
Wrangell	188	177	146	-22%	-18%
Sub-total	57,556	55,539	58,116	1%	5%
Non-Minor Offense Cases from Other Courts	2,162	2,015	2,335	8%	16%
Total	59,718	57,554	60,451	1%	5%
1st District	6,503	6,677	6,648	2%	0%
2nd District	2,566	2,890	3,042	19%	5%
3rd District	39,531	37,664	39,811	1%	6%
4th District	11,118	10,323	10,950	-2%	6%

FY06 filings totals were adjusted from the numbers published in last year's annual report due to an adjustment in the number of civil cases reported for the Palmer court.

District Court Activity
Non-Minor Offense Case Filings - Other Courts
FY 06 - FY 08

Court	FY 06	FY 07	FY 08	Change	
				FY 06 to FY 08	FY 07 to FY 08
Angoon	48	48	45	-6%	-6%
Aniak	145	127	174	20%	37%
Chevak	248	319	341	38%	7%
Emmonak	183	204	237	30%	16%
Fort Yukon	104	48	106	2%	121%
Galena	225	136	190	-16%	40%
Haines	138	198	166	20%	-16%
Healy	209	144	139	-33%	-3%
Hoonah	97	103	92	-5%	-11%
Kake	42	51	33	-21%	-35%
McGrath	31	35	33	6%	-6%
Nenana	125	109	110	-12%	1%
Sand Point	84	104	136	62%	31%
Skagway	41	34	43	5%	26%
St. Marys	186	153	246	32%	61%
St. Paul	22	42	61	177%	45%
Tanana	13	10	20	54%	N/S
Unalakleet	113	73	91	-19%	25%
Yakutat	108	77	72	-33%	-6%
Total	2,162	2,015	2,335	8%	16%
1st District	474	511	451	-5%	-12%
2nd District	113	73	91	-19%	25%
3rd District	106	146	197	86%	35%
4th District	1,469	1,285	1,596	9%	24%

N/S - Numbers 10 or less are not compared statistically

District Court Activity
Non-Minor Offense Case Dispositions - Superior Court Trial Sites
FY 06 - FY 08

Court	FY 06	FY 07	FY 08	Change	
				FY 06 to FY 08	FY 07 to FY 08
Anchorage	25,698	27,351	25,643	0%	-6%
Barrow	679	702	778	15%	11%
Bethel	2,066	1,798	1,598	-23%	-11%
Cordova	147	171	166	13%	-3%
Craig	425	410	467	10%	14%
Delta Junction	213	131	228	7%	74%
Dillingham	695	595	683	-2%	15%
Fairbanks	7,185	7,011	7,046	-2%	0%
Glennallen	305	256	239	-22%	-7%
Homer	729	784	672	-8%	-14%
Juneau	2,926	2,597	2,781	-5%	7%
Kenai	3,495	3,364	3,186	-9%	-5%
Ketchikan	1,747	1,710	1,780	2%	4%
Kodiak	1,150	968	904	-21%	-7%
Kotzebue	833	904	1,008	21%	12%
Naknek	318	298	282	-11%	-5%
Nome	956	1,075	1,104	15%	3%
Palmer	5,006	4,947	5,101	2%	3%
Petersburg	252	225	275	9%	22%
Seward	498	542	501	1%	-8%
Sitka	662	816	740	12%	-9%
Tok	231	211	204	-12%	-3%
Unalaska	304	300	343	13%	14%
Valdez	355	297	294	-17%	-1%
Wrangell	205	172	146	-29%	-15%
Sub-total	57,080	57,635	56,169	-2%	-3%
Non-Minor Offense Cases from Other Courts	2,052	1,971	2,346	14%	19%
Total	59,132	59,606	58,515	-1%	-2%
1st District	6,621	6,420	6,640	0%	3%
2nd District	2,562	2,745	3,000	17%	9%
3rd District	38,813	40,007	38,187	-2%	-5%
4th District	11,136	10,434	10,688	-4%	2%

**District Court Activity
Non-Minor Offense Case Dispositions - Other Courts
FY 06 - FY 08**

Court	FY 06	FY 07	FY 08	Change	
				FY 06 to FY 08	FY 07 to FY 08
Angoon	35	45	32	-9%	-29%
Aniak	151	116	162	7%	40%
Chevak	244	317	337	38%	6%
Emmonak	183	193	234	28%	21%
Fort Yukon	88	77	84	-5%	9%
Galena	208	150	171	-18%	14%
Haines	91	181	142	56%	-22%
Healy	208	153	161	-23%	5%
Hoonah	96	105	118	23%	12%
Kake	34	54	45	32%	-17%
McGrath	28	32	37	32%	16%
Nenana	98	111	157	60%	41%
Sand Point	87	94	118	36%	26%
Skagway	49	27	46	-6%	70%
St. Marys	220	127	242	10%	91%
St. Paul	26	40	55	112%	38%
Tanana	13	7	27	108%	N/S
Unalakleet	94	64	110	17%	72%
Yakutat	99	78	68	-31%	-13%
Total	2,052	1,971	2,346	14%	19%
1st District	404	490	451	12%	-8%
2nd District	94	64	110	17%	72%
3rd District	113	134	173	53%	29%
4th District	1,441	1,283	1,612	12%	26%

N/S - Numbers 10 or less are not compared statistically

**District Court Activity
Misdemeanor Case Filings- Superior Court Trial Sites
FY 06 - FY 08**

Court	FY 06	FY 07	FY 08	Change	
				FY 06 to FY 08	FY 07 to FY 08
Anchorage	11,112	11,111	11,751	6%	6%
Barrow	492	530	576	17%	9%
Bethel	1,585	1,555	1,133	-29%	-27%
Cordova	98	118	130	33%	10%
Craig	286	288	345	21%	20%
Delta Junction	153	93	159	4%	71%
Dillingham	583	600	519	-11%	-13%
Fairbanks	4,199	3,737	3,892	-7%	4%
Glennallen	225	184	165	-27%	-10%
Homer	438	535	457	4%	-15%
Juneau	1,500	1,288	1,447	-4%	12%
Kenai	2,008	2,310	2,129	6%	-8%
Ketchikan	1,131	1,105	1,030	-9%	-7%
Kodiak	832	669	620	-25%	-7%
Kotzebue	668	799	815	22%	2%
Naknek	335	225	243	-27%	8%
Nome	730	872	840	15%	-4%
Palmer	2,967	2,839	3,159	6%	11%
Petersburg	155	146	154	-1%	5%
Seward	345	440	427	24%	-3%
Sitka	481	597	545	13%	-9%
Tok	200	162	122	-39%	-25%
Unalaska	275	265	318	16%	20%
Valdez	267	177	226	-15%	28%
Wrangell	142	143	98	-31%	-31%
Sub-total	31,207	30,788	31,300	0%	2%
Misdemeanor Cases from Other Courts	1,785	1,651	1,814	2%	10%
Total	32,992	32,439	33,114	0%	2%
1st District	4,041	3,950	3,917	-3%	-1%
2nd District	1,979	2,235	2,314	17%	4%
3rd District	19,577	19,602	20,323	4%	4%
4th District	7,395	6,652	6,560	-11%	-1%

**District Court Activity
Misdemeanor Case Filings - Other Courts
FY 06 - FY 08**

Court	FY 06	FY 07	FY 08	Change	
				FY 06 to FY 08	FY 07 to FY 08
Angoon	45	33	43	-4%	30%
Aniak	115	92	109	-5%	18%
Chevak	214	306	315	47%	3%
Emmonak	152	165	176	16%	7%
Fort Yukon	92	31	83	-10%	168%
Galena	196	120	162	-17%	35%
Haines	84	143	93	11%	-35%
Healy	183	126	118	-36%	-6%
Hoonah	82	85	69	-16%	-19%
Kake	31	48	18	-42%	-62%
McGrath	25	31	24	-4%	-23%
Nenana	108	99	69	-36%	-30%
Sand Point	77	92	129	68%	40%
Skagway	31	25	21	-32%	-16%
St. Marys	161	127	178	11%	40%
St. Paul	15	37	50	233%	35%
Tanana	12	8	20	67%	N/S
Unalakleet	89	34	83	-7%	144%
Yakutat	73	49	54	-26%	10%
Total	1,785	1,651	1,814	2%	10%
1st District	346	383	298	-14%	-22%
2nd District	89	34	83	-7%	144%
3rd District	92	129	179	95%	39%
4th District	1,258	1,105	1,254	0%	13%

N/S - Numbers 10 or less are not compared statistically

**District Court Activity
Misdemeanor Filings by Case Type - Superior Court Trial Sites
FY 08**

Court	Case Type											Total
	Person	Property	Drugs	Weapon	Public Order	DUI	Reckless Driving	Mtr Veh Other	Prot Ord Violation	Fish & Game	Other	
Anchorage	1,871	1,526	191	61	2,119	2,055	72	2,549	247	11	1,049	11,751
Barrow	127	26	14	5	215	40	1	34	16	8	90	576
Bethel	266	111	25	10	390	83	1	45	0	3	199	1,133
Cordova	11	4	1	0	32	32	0	12	2	17	19	130
Craig	54	34	6	5	62	35	1	35	0	16	97	345
Delta Junction	11	2	3	0	15	30	2	41	2	38	15	159
Dillingham	89	37	9	2	181	34	0	21	0	48	98	519
Fairbanks	435	391	128	24	710	901	17	725	37	30	494	3,892
Glennallen	20	9	5	0	40	22	1	28	1	17	22	165
Homer	66	19	13	0	75	110	1	122	0	2	49	457
Juneau	247	193	33	5	414	257	7	61	8	16	206	1,447
Kenai	222	154	48	4	297	344	5	676	0	68	311	2,129
Ketchikan	107	84	26	2	244	131	0	198	0	18	220	1,030
Kodiak	81	50	18	3	176	68	3	112	0	9	100	620
Kotzebue	194	85	13	3	325	43	1	38	3	5	105	815
Naknek	34	16	6	31	15	1	11	0	0	104	25	243
Nome	251	49	25	5	287	60	2	28	14	7	112	840
Palmer	241	220	76	17	477	756	52	1,064	29	55	172	3,159
Petersburg	33	18	2	0	27	17	0	21	0	12	24	154
Seward	34	36	27	3	79	88	0	90	0	14	56	427
Sitka	66	37	11	3	90	80	0	82	0	12	164	545
Tok	18	6	2	1	31	7	2	25	0	9	21	122
Unalaska	69	45	7	2	56	48	1	23	0	19	48	318
Valdez	23	23	1	2	50	43	5	40	1	11	27	226
Wrangell	18	6	1	0	30	12	0	10	0	6	15	98
Sub-total	4,588	3,181	691	188	6,437	5,297	185	6,080	360	555	3,738	31,300
Cases from Other Courts	173	87	13	10	175	70	8	126	5	44	1,103	1,814
Total	4,761	3,268	704	198	6,612	5,367	193	6,206	365	599	4,841	33,114
% of Total	14.4	9.9	2.1	0.6	20.0	16.2	0.6	18.7	1.1	1.8	14.6	100.0
1st District	541	377	80	17	872	544	8	427	8	87	956	3,917
2nd District	587	162	52	13	868	150	4	102	33	24	319	2,314
3rd District	2,802	2,159	402	125	3,649	3,627	152	4,769	280	377	1,981	20,323
4th District	831	570	170	43	1,223	1,046	29	908	44	111	1,585	6,560

**District Court Activity
Misdemeanor Filings by Case Type - Other Courts
FY 08**

Court	Case Type											Total	
	Person	Property	Drugs	Weapon	Public Order	DUI	Reckless Driving	Mtr Veh Other	Prot Ord Violation	Fish & Game	Other		
Angoon	0	0	0	0	0	0	0	0	0	0	0	43	43
Aniak	0	0	0	0	0	0	0	0	0	0	0	109	109
Chevak	0	0	0	0	0	0	0	0	0	0	0	315	315
Emmonak	0	0	0	0	0	0	0	0	0	0	0	176	176
Fort Yukon	31	8	0	3	19	2	3	0	4	1	12	83	83
Galena	38	30	5	3	31	3	3	10	1	12	26	162	162
Haines	16	5	1	2	5	12	0	20	0	7	25	93	93
Healy	10	15	4	0	13	12	1	40	0	15	8	118	118
Hoonah	0	0	0	0	0	0	0	0	0	0	0	69	69
Kake	0	0	0	0	0	0	0	0	0	0	0	18	18
McGrath	0	0	0	0	0	0	0	0	0	0	0	24	24
Nenana	15	4	1	2	9	8	0	21	0	3	6	69	69
Sand Point	19	9	0	0	46	21	1	28	0	2	3	129	129
Skagway	0	0	0	0	0	0	0	0	0	0	0	21	21
St. Marys	0	0	0	0	0	0	0	0	0	0	0	178	178
St. Paul	22	11	0	0	6	5	0	4	0	0	2	50	50
Tanana	7	3	2	0	5	0	0	1	0	0	2	20	20
Unalakleet	15	2	0	0	41	7	0	2	0	4	12	83	83
Yakutat	0	0	0	0	0	0	0	0	0	0	0	54	54
Total	173	87	13	10	175	70	8	126	5	44	1,103	1,814	1,814
% of Total	9.5	4.8	0.7	0.6	9.6	3.9	0.4	6.9	0.3	2.5	60.8	100.0	100.0
1st District	16	5	1	2	5	12	0	20	0	7	230	298	298
2nd District	15	2	0	0	41	7	0	2	0	4	12	83	83
3rd District	41	20	0	0	52	26	1	32	0	2	5	179	179
4th District	101	60	12	8	77	25	7	72	5	31	856	1,254	1,254

**District Court Activity
Misdemeanor Case Types
FY 08**

<p>Person</p> <ul style="list-style-type: none"> Homicide Assault Reckless Endangerment Kidnapping Custodial Interference Human Trafficking Sex Offenses Robbery Extortion Coercion 	<p>Public Order</p> <ul style="list-style-type: none"> Riot Disorderly Conduct Harassment Indecent Viewing or Photography Possess or Distribute Child Pornography Cruelty to Animals Recruiting Gang Members Gambling Alcohol Licensing Laws
<p>Property</p> <ul style="list-style-type: none"> Theft Burglary Criminal Trespass Vehicle Theft Arson Criminal Mischief Business and Commercial Offenses 	<p>Motor Vehicle DUI</p> <p>Motor Vehicle Reckless Driving</p> <p>Motor Vehicle Other</p> <p>Protection Order Violation</p> <p>Fish and Game</p>
<p>Drugs</p> <ul style="list-style-type: none"> Misconduct Involving a Controlled Substance Manufacture, Delivery or Possession of Imitation Controlled Substance 	<p>Other</p> <ul style="list-style-type: none"> Offenses against Public Administration Offenses against Family and Vulnerable Adults All other offenses, including cases in which a charging document was never filed
<p>Weapons</p> <ul style="list-style-type: none"> Misconduct Involving Weapons Criminal Possession of Explosives Unlawful Furnishing of Explosives 	

Criminal cases typically contain multiple charges. The Alaska Court System categorizes cases for reporting purposes based on the most serious charge.

In FY07 the Alaska Court System changed the way it categorizes criminal cases for annual reporting. The categories now conform to the National Center for State Courts' national model for caseload statistical reporting. This change is intended to make Alaska's statistics easier to compile, understand, and compare to those of other jurisdictions.

Deliberately left blank

**District Court Activity
Misdemeanor Case Dispositions - Superior Court Trial Sites
FY 06 - FY 08**

Court	FY 06	FY 07	FY 08	Change	
				FY 06 to FY 08	FY 07 to FY 08
Anchorage	10,736	10,811	11,840	10%	10%
Barrow	501	550	608	21%	11%
Bethel	1,774	1,509	1,199	-32%	-21%
Cordova	90	107	130	44%	21%
Craig	296	280	337	14%	20%
Delta Junction	153	87	167	9%	92%
Dillingham	596	509	543	-9%	7%
Fairbanks	4,059	3,903	3,846	-5%	-1%
Glennallen	219	198	161	-26%	-19%
Homer	452	532	426	-6%	-20%
Juneau	1,576	1,298	1,398	-11%	8%
Kenai	2,130	2,367	2,152	1%	-9%
Ketchikan	1,111	1,050	1,059	-5%	1%
Kodiak	845	666	606	-28%	-9%
Kotzebue	683	735	794	16%	8%
Naknek	269	257	237	-12%	-8%
Nome	733	846	818	12%	-3%
Palmer	2,929	2,786	2,729	-7%	-2%
Petersburg	160	141	202	26%	43%
Seward	383	429	406	6%	-5%
Sitka	486	568	512	5%	-10%
Tok	169	167	159	-6%	-5%
Unalaska	262	247	303	16%	23%
Valdez	260	191	207	-20%	8%
Wrangell	146	135	102	-30%	-24%
Sub-total	31,018	30,369	30,941	0%	2%
Misdemeanor Cases from Other Courts	1,726	1,635	1,845	7%	13%
Total	32,744	32,004	32,786	0%	2%
1st District	4,085	3,847	3,928	-4%	2%
2nd District	2,005	2,164	2,298	15%	6%
3rd District	19,265	19,220	19,892	3%	3%
4th District	7,389	6,773	6,668	-10%	-2%

District Court Activity
Misdemeanor Case Dispositions - Other Courts
FY 06 - FY 08

Court	FY 06	FY 07	FY 08	Change	
				FY 06 to FY 08	FY 07 to FY 08
Angoon	33	34	26	-21%	-24%
Aniak	113	78	114	1%	46%
Chevak	212	302	327	54%	8%
Emmonak	149	157	179	20%	14%
Fort Yukon	81	60	68	-16%	13%
Galena	180	138	142	-21%	3%
Haines	58	131	92	59%	-30%
Healy	181	146	135	-25%	-8%
Hoonah	85	90	87	2%	-3%
Kake	30	49	32	7%	-35%
McGrath	22	26	27	23%	4%
Nenana	90	85	108	20%	27%
Sand Point	77	86	107	39%	24%
Skagway	36	22	28	-22%	27%
St. Marys	193	108	176	-9%	63%
St. Paul	17	34	45	165%	32%
Tanana	13	7	21	62%	N/S
Unalakleet	88	33	78	-11%	136%
Yakutat	68	49	53	-22%	8%
Total	1,726	1,635	1,845	7%	13%
1st District	310	375	318	3%	-15%
2nd District	88	33	78	-11%	136%
3rd District	94	120	152	62%	27%
4th District	1,234	1,107	1,297	5%	17%

N/S - Numbers 10 or less are not compared statistically

**District Court Activity
Misdemeanor Case Dispositions by Manner of Disposition -
Superior Court Trial Sites
FY 08**

Court	Stage of Disposition									Total
	At / Before Arraignment		Between Arraignment and Trial			Court Trials		Jury Trials		
	Dismiss	Pled Guilty	Dismiss	Pled Guilty	Other	Guilty	Not Guilty	Guilty	Not Guilty	
Anchorage	678	1,871	2,892	6,322	14	7	0	39	17	11,840
Barrow	9	203	190	205	0	0	0	1	0	608
Bethel	29	149	427	566	10	1	0	4	13	1,199
Cordova	0	42	31	41	16	0	0	0	0	130
Craig	17	106	78	133	0	1	0	1	1	337
Delta Junction	0	75	39	52	1	0	0	0	0	167
Dillingham	17	83	103	334	2	0	0	3	1	543
Fairbanks	309	1,499	787	1,219	7	0	2	15	8	3,846
Glennallen	0	42	39	57	23	0	0	0	0	161
Homer	23	106	102	191	0	0	0	3	1	426
Juneau	15	108	339	920	0	0	1	10	5	1,398
Kenai	219	527	287	1,100	5	3	0	5	6	2,152
Ketchikan	37	194	289	517	1	1	0	15	5	1,059
Kodiak	32	188	162	214	6	1	0	0	3	606
Kotzebue	2	306	190	296	0	0	0	0	0	794
Naknek	2	102	38	93	0	0	0	1	1	237
Nome	5	170	184	459	0	0	0	0	0	818
Palmer	47	442	862	1,357	10	0	3	3	5	2,729
Petersburg	9	59	49	84	1	0	0	0	0	202
Seward	15	159	59	170	2	1	0	0	0	406
Sitka	23	91	144	248	0	1	0	3	2	512
Tok	1	35	53	68	2	0	0	0	0	159
Unalaska	0	0	54	246	2	0	0	1	0	303
Valdez	0	53	54	80	20	0	0	0	0	207
Wrangell	0	3	17	82	0	0	0	0	0	102
Sub-total	1,489	6,613	7,469	15,054	122	16	6	104	68	30,941
Cases from Other Courts	11	139	281	276	1,135	0	2	0	1	1,845
Total	1,500	6,752	7,750	15,330	1,257	16	8	104	69	32,786
% of Total	4.6	20.6	23.7	46.8	3.8	-	-	0.3	0.2	100.0
1st District	101	561	960	2,031	228	3	2	29	13	3,928
2nd District	19	714	580	977	7	0	0	1	0	2,298
3rd District	1,036	3,666	4,721	10,252	112	12	3	55	35	19,892
4th District	344	1,811	1,489	2,070	910	1	3	19	21	6,668

**District Court Activity
Misdemeanor Case Dispositions by Manner of Disposition - Other Courts
FY 08**

Court	Stage of Disposition									Total
	At / Before Arraignment		Between Arraignment and Trial			Court Trials		Jury Trials		
	Dismiss	Pled Guilty	Dismiss	Pled Guilty	Other	Guilty	Not Guilty	Guilty	Not Guilty	
Angoon	0	0	0	0	26	0	0	0	0	26
Aniak	0	0	0	0	114	0	0	0	0	114
Chevak	0	0	0	0	327	0	0	0	0	327
Emmonak	0	0	0	0	179	0	0	0	0	179
Fort Yukon	0	15	21	15	17	0	0	0	0	68
Galena	0	6	52	42	42	0	0	0	0	142
Haines	0	0	44	47	0	0	1	0	0	92
Healy	3	18	56	57	0	0	1	0	0	135
Hoonah	0	0	0	0	87	0	0	0	0	87
Kake	0	0	0	0	32	0	0	0	0	32
McGrath	0	0	0	0	27	0	0	0	0	27
Nenana	2	13	45	45	3	0	0	0	0	108
Sand Point	0	38	25	32	12	0	0	0	0	107
Skagway	0	0	0	0	28	0	0	0	0	28
St. Marys	0	0	0	0	176	0	0	0	0	176
St. Paul	3	13	13	15	0	0	0	0	1	45
Tanana	0	1	9	6	5	0	0	0	0	21
Unalakleet	3	35	16	17	7	0	0	0	0	78
Yakutat	0	0	0	0	53	0	0	0	0	53
Total	11	139	281	276	1,135	0	2	0	1	1,845
% of Total	0.6	7.5	15.2	15.0	61.5	-	0.1	-	0.1	100.0
1st District	0	0	44	47	226	0	1	0	0	318
2nd District	3	35	16	17	7	0	0	0	0	78
3rd District	3	51	38	47	12	0	0	0	1	152
4th District	5	53	183	165	890	0	1	0	0	1,297

District Court Activity
Felony Filings in District Court¹ - Superior Court Trial Sites
FY 06 - FY 08

Court	FY 06	FY 07	FY 08	Change	
				FY 06 to FY 08	FY 07 to FY 08
Anchorage	2,388	2,801	3,031	27%	8%
Barrow	54	54	55	2%	2%
Bethel	380	349	231	-39%	-34%
Cordova	21	14	19	-10%	36%
Craig	48	19	38	-21%	100%
Delta Junction	0	0	9	N/S	N/S
Dillingham	56	95	83	48%	-13%
Fairbanks	560	489	453	-19%	-7%
Glennallen	24	25	10	N/S	N/S
Homer	50	77	56	12%	-27%
Juneau	128	128	164	28%	28%
Kenai	234	269	216	-8%	-20%
Ketchikan	154	122	107	-31%	-12%
Kodiak	128	81	67	-48%	-17%
Kotzebue	179	154	139	-22%	-10%
Naknek	15	16	25	67%	56%
Nome	141	129	142	1%	10%
Palmer	459	362	414	-10%	14%
Petersburg	24	9	16	-33%	N/S
Seward	43	57	44	2%	-23%
Sitka	57	49	51	-11%	4%
Tok	1	3	3	N/S	N/S
Unalaska	46	37	27	-41%	-27%
Valdez	25	46	31	24%	-33%
Wrangell	12	3	3	N/S	N/S
Sub-total	5,227	5,388	5,434	4%	1%
Felony Cases from Other Courts	12	23	89	642%	287%
Total	5,239	5,411	5,523	5%	2%
1st District	435	332	382	-12%	15%
2nd District	374	339	348	-7%	3%
3rd District	3,489	3,899	4,050	16%	4%
4th District	941	841	743	-21%	-12%

¹This chart is for information purposes only. The totals are not included in the district court totals. Felony cases are reported as superior court cases, regardless of where the case was initiated.

N/S - Numbers 10 or less are not compared statistically

District Court Activity
Felony Filings in District Court¹ - Other Courts
FY 06 - FY 08

Court	FY 06	FY 07	FY 08	Change	
				FY 06 to FY 08	FY 07 to FY 08
Angoon	0	0	0	N/S	N/S
Aniak	0	0	14	N/S	N/S
Chevak	0	0	0	N/S	N/S
Emmonak	0	0	0	N/S	N/S
Fort Yukon	0	0	13	N/S	N/S
Galena	0	0	7	N/S	N/S
Haines	12	2	3	N/S	N/S
Healy	0	0	4	N/S	N/S
Hoonah	0	0	0	N/S	N/S
Kake	0	0	0	N/S	N/S
McGrath	0	0	0	N/S	N/S
Nenana	0	0	7	N/S	N/S
Sand Point	0	11	18	N/S	64%
Skagway	0	0	0	N/S	N/S
St. Marys	0	0	0	N/S	N/S
St. Paul	0	8	9	N/S	N/S
Tanana	0	0	2	N/S	N/S
Unalakleet	0	2	12	N/S	N/S
Yakutat	0	0	0	N/S	N/S
Total	12	23	89	642%	287%
1st District	12	2	3	N/S	N/S
2nd District	0	2	12	N/S	N/S
3rd District	0	19	27	N/S	42%
4th District	0	0	47	N/S	N/S

¹This chart is for information purposes only. The totals are not included in the district court totals. Felony cases are reported as superior court cases, regardless of where the case was initiated.

N/S - Numbers 10 or less are not compared statistically

**District Court Activity
Small Claims Case Filings - Superior Court Trial Sites
FY 06 - FY 08**

Court	FY 06	FY 07	FY 08	Change	
				FY 06 to FY 08	FY 07 to FY 08
Anchorage	5,070	5,074	6,020	19%	19%
Barrow	63	54	56	-11%	4%
Bethel	88	132	154	75%	17%
Cordova	37	13	28	-24%	115%
Craig	33	30	49	48%	63%
Delta Junction	20	19	37	85%	95%
Dillingham	20	49	60	200%	22%
Fairbanks	1,358	1,303	1,596	18%	22%
Glennallen	24	23	46	92%	100%
Homer	85	104	87	2%	-16%
Juneau	770	869	811	5%	-7%
Kenai	425	374	456	7%	22%
Ketchikan	229	292	252	10%	-14%
Kodiak	150	186	131	-13%	-30%
Kotzebue	48	60	70	46%	17%
Naknek	18	38	39	117%	3%
Nome	82	125	126	54%	1%
Palmer	956	759	759	-21%	0%
Petersburg	39	55	31	-21%	-44%
Seward	38	35	30	-21%	-14%
Sitka	73	127	98	34%	-23%
Tok	28	16	28	0%	75%
Unalaska	21	15	21	0%	40%
Valdez	59	36	48	-19%	33%
Wrangell	20	19	16	-20%	-16%
Sub-total	9,754	9,807	11,049	13%	13%
Small Claims Cases from Other Courts	85	159	220	159%	38%
Total	9,839	9,966	11,269	15%	13%
1st District	1,182	1,457	1,325	12%	-9%
2nd District	214	275	254	19%	-8%
3rd District	6,903	6,710	7,725	12%	15%
4th District	1,540	1,524	1,965	28%	29%

**District Court Activity
Small Claims Case Filings - Other Courts
FY 06 - FY 08**

Court	FY 06	FY 07	FY 08	Change	
				FY 06 to FY 08	FY 07 to FY 08
Angoon	0	8	0	N/S	N/S
Aniak	4	10	34	N/S	N/S
Chevak	4	1	9	N/S	N/S
Emmonak	8	7	14	N/S	N/S
Fort Yukon	2	3	11	N/S	N/S
Galena	1	4	17	N/S	N/S
Haines	18	22	28	56%	27%
Healy	3	15	12	N/S	-20%
Hoonah	0	11	8	N/S	N/S
Kake	0	1	7	N/S	N/S
McGrath	3	1	5	N/S	N/S
Nenana	13	4	25	92%	N/S
Sand Point	0	4	0	N/S	N/S
Skagway	0	5	14	N/S	N/S
St. Marys	7	7	23	N/S	N/S
St. Paul	0	0	0	N/S	N/S
Tanana	1	2	0	N/S	N/S
Unalakleet	21	36	2	N/S	N/S
Yakutat	0	18	11	N/S	-39%
Total	85	159	220	159%	38%
1st District	18	65	68	278%	5%
2nd District	21	36	2	N/S	N/S
3rd District	0	4	0	N/S	N/S
4th District	46	54	150	226%	178%

N/S - Numbers 10 or less are not compared statistically

**District Court Activity
Small Claims Case Dispositions - Superior Court Trial Sites
FY 06 - FY 08**

Court	FY 06	FY 07	FY 08	Change	
				FY 06 to FY 08	FY 07 to FY 08
Anchorage	4,273	7,135	5,396	26%	-24%
Barrow	60	54	41	-32%	-24%
Bethel	79	87	144	82%	66%
Cordova	23	31	19	-17%	-39%
Craig	46	32	43	-7%	34%
Delta Junction	26	17	33	27%	94%
Dillingham	21	24	46	119%	92%
Fairbanks	1,470	1,289	1,388	-6%	8%
Glennallen	30	24	37	23%	54%
Homer	64	92	62	-3%	-33%
Juneau	841	785	854	2%	9%
Kenai	539	344	349	-35%	1%
Ketchikan	243	284	275	13%	-3%
Kodiak	149	145	134	-10%	-8%
Kotzebue	64	53	47	-27%	-11%
Naknek	19	25	23	21%	-8%
Nome	87	80	137	57%	71%
Palmer	912	1,079	895	-2%	-17%
Petersburg	57	54	30	-47%	-44%
Seward	34	43	28	-18%	-35%
Sitka	71	116	108	52%	-7%
Tok	30	20	21	-30%	5%
Unalaska	16	15	17	6%	13%
Valdez	60	55	42	-30%	-24%
Wrangell	23	16	15	-35%	-6%
Sub-total	9,237	11,899	10,184	10%	-14%
Small Claims Cases from Other Courts	21	39	229	990%	487%
Total	9,258	11,938	10,413	12%	-13%
1st District	1,292	1,303	1,388	7%	7%
2nd District	211	187	252	19%	35%
3rd District	6,142	9,014	7,051	15%	-22%
4th District	1,613	1,434	1,722	7%	20%

District Court Activity
Small Claims Case Dispositions - Other Courts
FY 06 - FY 08

Court	FY 06	FY 07	FY 08	Change	
				FY 06 to FY 08	FY 07 to FY 08
Angoon	0	0	4	N/S	N/S
Aniak	0	0	18	N/S	N/S
Chevak	0	0	0	N/S	N/S
Emmonak	0	0	16	N/S	N/S
Fort Yukon	0	0	5	N/S	N/S
Galena	0	0	15	N/S	N/S
Haines	11	16	22	100%	38%
Healy	3	5	17	N/S	N/S
Hoonah	0	0	14	N/S	N/S
Kake	0	0	5	N/S	N/S
McGrath	0	0	4	N/S	N/S
Nenana	5	16	33	N/S	106%
Sand Point	2	2	2	N/S	N/S
Skagway	0	0	12	N/S	N/S
St. Marys	0	0	23	N/S	N/S
St. Paul	0	0	1	N/S	N/S
Tanana	0	0	5	N/S	N/S
Unalakleet	0	0	27	N/S	N/S
Yakutat	0	0	6	N/S	N/S
Total	21	39	229	990%	487%
1st District	11	16	63	473%	294%
2nd District	0	0	27	N/S	N/S
3rd District	2	2	3	N/S	N/S
4th District	8	21	136	N/S	548%

N/S - Numbers 10 or less are not compared statistically

**District Court Activity
Small Claims Case Dispositions by Manner of Disposition -
Superior Court Trial Sites
FY 08**

Court	Stage of Disposition					Total
	Dismiss	Default Judgment	Judgment on the Pleadings	Trial	Other	
Anchorage	2,008	2,697	345	219	127	5,396
Barrow	9	20	11	1	0	41
Bethel	38	85	20	0	1	144
Cordova	5	7	5	1	1	19
Craig	12	17	6	6	2	43
Delta Junction	20	10	3	0	0	33
Dillingham	12	12	6	0	16	46
Fairbanks	408	691	149	121	19	1,388
Glennallen	3	23	7	0	4	37
Homer	11	24	11	10	6	62
Juneau	392	350	69	36	7	854
Kenai	55	166	36	59	33	349
Ketchikan	71	137	28	31	8	275
Kodiak	58	54	14	1	7	134
Kotzebue	21	18	5	2	1	47
Naknek	9	7	7	0	0	23
Nome	39	81	10	6	1	137
Palmer	315	431	39	86	24	895
Petersburg	10	13	6	0	1	30
Seward	12	13	2	0	1	28
Sitka	34	53	12	7	2	108
Tok	6	10	3	1	1	21
Unalaska	6	6	0	1	4	17
Valdez	16	15	7	0	4	42
Wrangell	4	6	4	1	0	15
Sub-total	3,574	4,946	805	589	270	10,184
Small Claims Cases from Other Courts	32	59	18	13	107	229
Total	3,606	5,005	823	602	377	10,413
% of Total	34.6	48.1	7.9	5.8	3.6	100.0
1st District	524	581	135	85	63	1,388
2nd District	72	134	27	17	2	252
3rd District	2,511	3,456	480	377	227	7,051
4th District	499	834	181	123	85	1,722

**District Court Activity
Small Claims Case Dispositions by Manner of Disposition - Other Courts
FY 08**

Courts	Stage of Disposition					Total
	Dismiss	Default Judgment	Judgment on the Pleadings	Trial	Other	
Angoon	0	0	0	0	4	4
Aniak	0	0	0	0	18	18
Chevak	0	0	0	0	0	0
Emmonak	0	0	0	0	16	16
Fort Yukon	0	3	0	0	2	5
Galena	6	7	2	0	0	15
Haines	1	5	10	4	2	22
Healy	8	9	0	0	0	17
Hoonah	0	0	0	0	14	14
Kake	0	0	0	0	5	5
McGrath	0	0	0	0	4	4
Nenana	13	15	3	1	1	33
Sand Point	0	1	1	0	0	2
Skagway	0	0	0	0	12	12
St. Marys	0	0	0	0	23	23
St. Paul	1	0	0	0	0	1
Tanana	0	4	1	0	0	5
Unalakleet	3	15	1	8	0	27
Yakutat	0	0	0	0	6	6
Total	32	59	18	13	107	229
% of Total	14.0	25.8	7.8	5.7	46.7	100.0
1st District	1	5	10	4	43	63
2nd District	3	15	1	8	0	27
3rd District	1	1	1	0	0	3
4th District	27	38	6	1	64	136

**District Court Activity
Domestic Violence Case Filings - Superior Court Trial Sites
FY 06 - FY 08**

Court	FY 06	FY 07	FY 08	Change	
				FY 06 to FY 08	FY 07 to FY 08
Anchorage	3,789	3,729	3,903	3%	5%
Barrow	93	78	106	14%	36%
Bethel	103	118	147	43%	25%
Cordova	9	10	11	N/S	N/S
Craig	48	51	53	10%	4%
Delta Junction	20	20	16	-20%	-20%
Dillingham	59	44	55	-7%	25%
Fairbanks	718	791	836	16%	6%
Glennallen	17	17	14	-18%	-18%
Homer	112	105	138	23%	31%
Juneau	317	305	287	-9%	-6%
Kenai	428	391	347	-19%	-11%
Ketchikan	244	263	283	16%	8%
Kodiak	89	103	101	13%	-2%
Kotzebue	20	95	134	570%	41%
Naknek	12	5	7	N/S	N/S
Nome	100	119	117	17%	-2%
Palmer	665	610	671	1%	10%
Petersburg	19	17	24	26%	41%
Seward	39	43	39	0%	-9%
Sitka	63	96	67	6%	-30%
Tok	23	21	17	-26%	-19%
Unalaska	4	8	3	N/S	N/S
Valdez	18	27	17	-6%	-37%
Wrangell	23	7	17	-26%	N/S
Sub-total	7,032	7,073	7,410	5%	5%
Domestic Violence Cases from Other Courts	191	160	224	17%	40%
Total	7,223	7,233	7,634	6%	6%
1st District	743	777	780	5%	0%
2nd District	216	293	361	67%	23%
3rd District	5,247	5,097	5,313	1%	4%
4th District	1,017	1,066	1,180	16%	11%

N/S - Numbers 10 or less are not compared statistically

**District Court Activity
Domestic Violence Case Filings - Other Courts
FY 06 - FY 08**

Court	FY 06	FY 07	FY 08	Change	
				FY 06 to FY 08	FY 07 to FY 08
Angoon	0	1	2	N/S	N/S
Aniak	26	25	25	-4%	0%
Chevak	29	12	17	-41%	42%
Emmonak	23	32	46	100%	44%
Fort Yukon	10	14	11	N/S	-21%
Galena	25	11	10	N/S	N/S
Haines	29	24	33	14%	38%
Healy	18	0	5	N/S	N/S
Hoonah	0	5	6	N/S	N/S
Kake	0	0	2	N/S	N/S
McGrath	3	3	3	N/S	N/S
Nenana	2	0	7	N/S	N/S
Sand Point	3	0	0	N/S	N/S
Skagway	0	1	4	N/S	N/S
St. Marys	17	19	40	135%	111%
St. Paul	3	5	7	N/S	N/S
Tanana	0	0	0	N/S	N/S
Unalakleet	3	1	4	N/S	N/S
Yakutat	0	7	2	N/S	N/S
Total	191	160	224	17%	40%
1st District	29	38	49	69%	29%
2nd District	3	1	4	N/S	N/S
3rd District	6	5	7	N/S	N/S
4th District	153	116	164	7%	41%

N/S - Numbers 10 or less are not statistically compared

District Court Activity
Domestic Violence Case Dispositions - Superior Court Trial Sites
FY 06 - FY 08

Court	FY 06	FY 07	FY 08	Change	
				FY 06 to FY 08	FY 07 to FY 08
Anchorage	3,507	3,569	3,755	7%	5%
Barrow	84	82	108	29%	32%
Bethel	90	77	137	52%	78%
Cordova	9	11	11	N/S	0%
Craig	50	46	55	10%	20%
Delta Junction	17	20	14	-18%	-30%
Dillingham	54	29	53	-2%	83%
Fairbanks	703	770	817	16%	6%
Glennallen	20	15	15	-25%	0%
Homer	111	104	128	15%	23%
Juneau	302	299	287	-5%	-4%
Kenai	422	379	350	-17%	-8%
Ketchikan	248	254	280	13%	10%
Kodiak	84	97	91	8%	-6%
Kotzebue	19	85	133	600%	56%
Naknek	11	5	7	N/S	N/S
Nome	100	111	116	16%	5%
Palmer	632	583	647	2%	11%
Petersburg	20	16	25	25%	56%
Seward	35	45	39	11%	-13%
Sitka	63	95	68	8%	-28%
Tok	22	19	18	-18%	-5%
Unalaska	6	7	3	N/S	N/S
Valdez	17	23	20	18%	-13%
Wrangell	22	9	18	-18%	N/S
Sub-total	6,648	6,750	7,195	8%	7%
Domestic Violence Cases from Other Courts	39	34	201	415%	491%
Total	6,687	6,784	7,396	11%	9%
1st District	724	746	768	6%	3%
2nd District	203	278	361	78%	30%
3rd District	4,911	4,872	5,130	4%	5%
4th District	849	888	1,137	34%	28%

N/S - Numbers 10 or less are not compared statistically

**District Court Activity
Domestic Violence Case Dispositions - Other Courts
FY 06 - FY 08**

Court	FY 06	FY 07	FY 08	Change	
				FY 06 to FY 08	FY 07 to FY 08
Angoon	0	0	1	N/S	N/S
Aniak	0	0	23	N/S	N/S
Chevak	0	0	9	N/S	N/S
Emmonak	0	0	39	N/S	N/S
Fort Yukon	0	0	11	N/S	N/S
Galena	0	0	11	N/S	N/S
Haines	19	27	20	5%	-26%
Healy	17	1	5	N/S	N/S
Hoonah	0	0	7	N/S	N/S
Kake	0	0	2	N/S	N/S
McGrath	0	0	3	N/S	N/S
Nenana	0	1	7	N/S	N/S
Sand Point	3	0	4	N/S	N/S
Skagway	0	0	3	N/S	N/S
St. Marys	0	0	42	N/S	N/S
St. Paul	0	5	7	N/S	N/S
Tanana	0	0	1	N/S	N/S
Unalakleet	0	0	4	N/S	N/S
Yakutat	0	0	2	N/S	N/S
Total	39	34	201	415%	491%
1st District	19	27	35	84%	30%
2nd District	0	0	4	N/S	N/S
3rd District	3	5	11	N/S	N/S
4th District	17	2	151	788%	N/S

N/S Numbers 10 or less are not compared statistically

**District Court Activity
General Civil Case Filings - Superior Court Trial Sites
FY 06 - FY 08**

Court	FY 06	FY 07	FY 08	Change	
				FY 06 to FY 08	FY 07 to FY 08
Anchorage	6,576	4,991	4,815	-27%	-4%
Barrow	36	22	30	-17%	36%
Bethel	151	115	115	-24%	0%
Cordova	12	20	7	N/S	N/S
Craig	16	45	25	56%	-44%
Delta Junction	5	10	17	N/S	N/S
Dillingham	27	44	34	26%	-23%
Fairbanks	988	938	1,079	9%	15%
Glennallen	20	17	27	35%	59%
Homer	73	72	90	23%	25%
Juneau	246	224	280	14%	25%
Kenai	321	303	369	15%	22%
Ketchikan	142	131	189	33%	44%
Kodiak	84	70	108	29%	54%
Kotzebue	72	29	29	-60%	0%
Naknek	13	14	15	15%	7%
Nome	49	34	52	6%	53%
Palmer	592	634	871	47%	37%
Petersburg	14	13	23	64%	77%
Seward	34	27	37	9%	37%
Sitka	35	47	58	66%	23%
Tok	10	8	6	N/S	N/S
Unalaska	19	31	32	68%	3%
Valdez	25	24	34	36%	42%
Wrangell	3	8	15	N/S	N/S
Sub-total	9,563	7,871	8,357	-13%	6%
General Civil Cases from Other Courts	101	45	77	-24%	71%
Total	9,664	7,916	8,434	-13%	7%
1st District	537	493	626	17%	27%
2nd District	157	87	113	-28%	30%
3rd District	7,804	6,255	6,450	-17%	3%
4th District	1,166	1,081	1,245	7%	15%

FY06 filings totals were adjusted from the numbers published in the FY06 annual report due to an adjustment in the number of civil cases reported for the Palmer court.

N/S - Numbers 10 or less are not compared statistically

**District Court Activity
General Civil Case Filings - Other Courts
FY 06 - FY 08**

Court	FY 06	FY 07	FY 08	Change	
				FY 06 to FY 08	FY 07 to FY 08
Angoon	3	6	0	N/S	N/S
Aniak	0	0	6	N/S	N/S
Chevak	1	0	0	N/S	N/S
Emmonak	0	0	1	N/S	N/S
Fort Yukon	0	0	1	N/S	N/S
Galena	3	1	1	N/S	N/S
Haines	7	9	12	N/S	N/S
Healy	5	3	4	N/S	N/S
Hoonah	15	2	9	N/S	N/S
Kake	11	2	6	N/S	N/S
McGrath	0	0	1	N/S	N/S
Nenana	2	6	9	N/S	N/S
Sand Point	4	8	7	N/S	N/S
Skagway	10	3	4	N/S	N/S
St. Marys	1	0	5	N/S	N/S
St. Paul	4	0	4	N/S	N/S
Tanana	0	0	0	N/S	N/S
Unalakleet	0	2	2	N/S	N/S
Yakutat	35	3	5	N/S	N/S
Total	101	45	77	-24%	71%
1st District	81	25	36	-56%	44%
2nd District	0	2	2	N/S	N/S
3rd District	8	8	11	N/S	N/S
4th District	12	10	28	133%	N/S

N/S - Numbers 10 or less are not compared statistically

**District Court Activity
General Civil Filings by Case Type - Superior Court Trial Sites
FY 08**

Court	Case Types			Total
	Eviction/ Real Property	Debt / Contract	Other	
Anchorage	2,155	2,213	447	4,815
Barrow	2	27	1	30
Bethel	16	95	4	115
Cordova	0	7	0	7
Craig	6	19	0	25
Delta Junction	2	14	1	17
Dillingham	1	21	12	34
Fairbanks	238	560	281	1,079
Glennallen	2	24	1	27
Homer	10	70	10	90
Juneau	66	171	43	280
Kenai	87	254	28	369
Ketchikan	33	142	14	189
Kodiak	13	79	16	108
Kotzebue	2	23	4	29
Naknek	2	12	1	15
Nome	7	40	5	52
Palmer	218	604	49	871
Petersburg	4	18	1	23
Seward	5	24	8	37
Sitka	11	45	2	58
Tok	0	6	0	6
Unalaska	3	15	14	32
Valdez	7	26	1	34
Wrangell	5	9	1	15
Sub-total	2,895	4,518	944	8,357
General Civil Cases from Other Courts	2	34	41	77
Total	2,897	4,552	985	8,434
% of Total	34.3	54.0	11.7	100.0
1st District	126	415	85	626
2nd District	11	92	10	113
3rd District	2,504	3,359	587	6,450
4th District	256	686	303	1,245

**District Court Activity
General Civil Filings by Case Type - Other Courts
FY 08**

Court	Case Types			Total
	Eviction/ Real Property	Debt / Contract	Other	
Angoon	0	0	0	0
Aniak	0	0	6	6
Chevak	0	0	0	0
Emmonak	0	0	1	1
Fort Yukon	0	1	0	1
Galena	0	0	1	1
Haines	1	11	0	12
Healy	0	2	2	4
Hoonah	0	0	9	9
Kake	0	0	6	6
McGrath	0	0	1	1
Nenana	0	8	1	9
Sand Point	1	6	0	7
Skagway	0	0	4	4
St. Marys	0	0	5	5
St. Paul	0	4	0	4
Tanana	0	0	0	0
Unalakleet	0	2	0	2
Yakutat	0	0	5	5
Total	2	34	41	77
% of Total	2.6	44.2	53.2	100.0
1st District	1	11	24	36
2nd District	0	2	0	2
3rd District	1	10	0	11
4th District	0	11	17	28

**District Court Activity
General Civil Case Dispositions - Superior Court Trial Sites
FY 06 - FY 08**

Court	FY 06	FY 07	FY 08	Change	
				FY 06 to FY 08	FY 07 to FY 08
Anchorage	7,182	5,836	4,652	-35%	-20%
Barrow	34	16	21	-38%	31%
Bethel	123	125	118	-4%	-6%
Cordova	25	22	6	N/S	N/S
Craig	33	52	32	-3%	-38%
Delta Junction	17	7	14	-18%	N/S
Dillingham	24	33	41	71%	24%
Fairbanks	953	1,049	995	4%	-5%
Glennallen	36	19	26	-28%	37%
Homer*	102	56	56	-45%	0%
Juneau	207	215	242	17%	13%
Kenai	404	274	335	-17%	22%
Ketchikan	145	122	166	14%	36%
Kodiak	72	60	73	1%	22%
Kotzebue	67	31	34	-49%	10%
Naknek	19	11	15	-21%	36%
Nome	36	38	33	-8%	-13%
Palmer	533	499	830	56%	66%
Petersburg	15	14	18	20%	29%
Seward	46	25	28	-39%	12%
Sitka	42	37	52	24%	41%
Tok	10	5	6	N/S	N/S
Unalaska	20	31	20	0%	-35%
Valdez	18	28	25	39%	-11%
Wrangell	14	12	11	-21%	-8%
Sub-total	10,177	8,617	7,849	-23%	-9%
General Civil Cases from Other Courts	266	263	71	-73%	-73%
Total	10,443	8,880	7,920	-24%	-11%
1st District	520	524	556	7%	6%
2nd District	143	116	89	-38%	-23%
3rd District	8,495	6,901	6,114	-28%	-11%
4th District	1,285	1,339	1,161	-10%	-13%

N/S - Numbers 10 or less are not compared statistically

**District Court Activity
General Civil Dispositions - Other Courts
FY 06 - FY 08**

Court	FY 06	FY 07	FY 08	Change	
				FY 06 to FY 08	FY 07 to FY 08
Angoon	2	11	1	N/S	N/S
Aniak	38	38	7	N/S	N/S
Chevak	32	15	1	N/S	N/S
Emmonak	34	36	0	N/S	N/S
Fort Yukon	7	17	0	N/S	N/S
Galena	28	12	3	N/S	N/S
Haines	3	7	8	N/S	N/S
Healy	7	1	4	N/S	N/S
Hoonah	11	15	10	N/S	N/S
Kake	4	5	6	N/S	N/S
McGrath	6	6	3	N/S	N/S
Nenana	3	9	9	N/S	N/S
Sand Point	5	6	5	N/S	N/S
Skagway	13	5	3	N/S	N/S
St. Marys	27	19	1	N/S	N/S
St. Paul	9	1	2	N/S	N/S
Tanana	0	0	0	N/S	N/S
Unalakleet	6	31	1	N/S	N/S
Yakutat	31	29	7	N/S	N/S
Total	266	263	71	-73%	-73%
1st District	64	72	35	-45%	-51%
2nd District	6	31	1	N/S	N/S
3rd District	14	7	7	N/S	N/S
4th District	182	153	28	-85%	-82%

N/S - Numbers 10 or less are not compared statistically

**District Courts
General Civil Case Dispositions by Manner of Disposition -
Superior Court Trial Sites
FY 08**

Court	Stage of Disposition						Total
	Dismiss / Settle	Default Judgment	Summary Judgment	Court Trial	Jury Trial	Other	
Anchorage	2,753	1,401	401	16	5	76	4,652
Barrow	7	13	1	0	0	0	21
Bethel	19	68	12	0	0	19	118
Cordova	0	5	0	0	0	1	6
Craig	17	8	3	0	0	4	32
Delta Junction	5	5	2	0	0	2	14
Dillingham	11	14	1	0	1	14	41
Fairbanks	594	292	82	6	0	21	995
Glennallen	11	12	2	0	0	1	26
Homer	13	30	2	0	0	11	56
Juneau	89	86	13	1	1	52	242
Kenai	126	117	21	5	0	66	335
Ketchikan	62	64	12	1	0	27	166
Kodiak	14	39	7	0	0	13	73
Kotzebue	12	16	4	1	1	0	34
Naknek	4	6	2	1	0	2	15
Nome	14	11	7	0	0	1	33
Palmer	349	247	80	4	1	149	830
Petersburg	4	10	0	0	1	3	18
Seward	5	11	6	0	0	6	28
Sitka	21	21	0	0	0	10	52
Tok	2	3	1	0	0	0	6
Unalaska	6	2	0	0	0	12	20
Valdez	10	11	1	0	0	3	25
Wrangell	6	5	0	0	0	0	11
Sub-total	4,154	2,497	660	35	10	493	7,849
General Civil Cases from Other Courts	8	8	11	0	0	44	71
Total	4,162	2,505	671	35	10	537	7,920
% of Total	52.6	31.6	8.5	0.4	0.1	6.8	100.0
1st District	203	196	30	2	2	123	556
2nd District	33	40	13	1	1	1	89
3rd District	3,302	1,898	524	26	7	357	6,114
4th District	624	371	104	6	0	56	1,161

**District Court Activity
General Civil Dispositions by Manner of Disposition - Other Courts
FY 08**

Court	Stage of Disposition						Total
	Dismiss / Settle	Default Judgment	Summary Judgment	Court Trial	Jury Trial	Other	
Angoon	0	0	0	0	0	1	1
Aniak	0	0	0	0	0	7	7
Chevak	0	0	0	0	0	1	1
Emmonak	0	0	0	0	0	0	0
Fort Yukon	0	0	0	0	0	0	0
Galena	3	0	0	0	0	0	3
Haines	4	2	2	0	0	0	8
Healy	0	2	2	0	0	0	4
Hoonah	0	0	0	0	0	10	10
Kake	0	0	0	0	0	6	6
McGrath	0	0	0	0	0	3	3
Nenana	1	1	5	0	0	2	9
Sand Point	0	2	1	0	0	2	5
Skagway	0	0	0	0	0	3	3
St. Marys	0	0	0	0	0	1	1
St. Paul	0	1	0	0	0	1	2
Tanana	0	0	0	0	0	0	0
Unalakleet	0	0	1	0	0	0	1
Yakutat	0	0	0	0	0	7	7
Total	8	8	11	0	0	44	71
% of Total	11.3	11.2	15.5	0.0	0.0	62.0	100.0
1st District	4	2	2	0	0	27	35
2nd District	0	0	1	0	0	0	1
3rd District	0	3	1	0	0	3	7
4th District	4	3	7	0	0	14	28

**District Court Activity
Minor Offense Case Dispositions - Superior Court Trial Sites
FY 06 - FY 08**

Court	FY 06	FY 07	FY 08	Change	
				FY 06 to FY 08	FY 07 to FY 08
Anchorage	32,314	24,771	27,349	-15%	10%
Barrow	191	349	299	57%	-14%
Bethel	425	394	463	9%	18%
Cordova	282	143	135	-52%	-6%
Craig	288	384	276	-4%	-28%
Delta Junction	1,165	1,201	1,291	11%	7%
Dillingham	252	131	122	-52%	-7%
Fairbanks	8,516	9,301	8,448	-1%	-9%
Glennallen	1,971	1,743	1,123	-43%	-36%
Homer	890	900	889	0%	-1%
Juneau	2,818	8,097	1,910	-32%	-76%
Kenai	5,377	6,785	6,022	12%	-11%
Ketchikan	1,397	1,662	1,039	-26%	-37%
Kodiak	1,701	1,636	1,308	-23%	-20%
Kotzebue	247	188	215	-13%	14%
Naknek	59	21	53	-10%	152%
Nome	205	284	295	44%	4%
Palmer	15,938	16,569	16,665	5%	1%
Petersburg	96	114	100	4%	-12%
Seward	1,381	2,259	2,381	72%	5%
Sitka	647	562	566	-13%	1%
Tok	712	754	658	-8%	-13%
Unalaska	146	231	211	45%	-9%
Valdez	455	337	238	-48%	-29%
Wrangell	67	46	27	-60%	-41%
Sub-total	77,540	78,862	72,083	-7%	-9%
Minor Offense Cases from Other Courts	4,674	4,057	3,646	-22%	-10%
Total	82,214	82,919	75,729	-8%	-9%
1st District	5,561	11,234	4,370	-21%	-61%
2nd District	836	924	948	13%	3%
3rd District	60,808	55,571	56,514	-7%	2%
4th District	15,009	15,190	13,897	-7%	-9%

**District Court Activity
Minor Offense Case Dispositions - Other Courts
FY 06 - FY 08**

Court	FY 06	FY 07	FY 08	Change	
				FY 06 to FY 08	FY 07 to FY 08
Angoon	0	3	28	N/S	N/S
Aniak	94	51	17	-82%	-67%
Chevak	2	2	0	N/S	N/S
Emmonak	13	28	219	1585%	682%
Fort Yukon	34	0	25	-26%	N/S
Galena	56	18	15	-73%	-17%
Haines	72	164	195	171%	19%
Healy	3,474	2,724	1,621	-53%	-40%
Hoonah	93	98	61	-34%	-38%
Kake	4	4	11	N/S	N/S
McGrath	29	15	17	-41%	13%
Nenana	441	665	1,105	151%	66%
Sand Point	29	43	14	-52%	-67%
Skagway	30	14	92	207%	557%
St. Marys	48	37	18	-62%	-51%
St. Paul	13	2	4	N/S	N/S
Tanana	0	0	0	N/S	N/S
Unalakleet	193	103	139	-28%	35%
Yakutat	49	86	65	33%	-24%
Total	4,674	4,057	3,646	-22%	-10%
1st District	248	369	452	82%	22%
2nd District	193	103	139	-28%	35%
3rd District	42	45	18	-57%	-60%
4th District	4,191	3,540	3,037	-28%	-14%

N/S - Numbers 10 or less are not compared statistically

**District Court Activity
Minor Offense Case Dispositions by Case Type - Superior Court Trial Sites
FY 08**

Court	Case Types							Total
	Equip-ment	Speeding	Imp. Driver Behavior	Maneu-vers	Alcohol / Drugs	Fish & Game	Other	
Anchorage	5,620	5,389	9,119	5,452	143	194	1,432	27,349
Barrow	11	54	3	43	22	7	159	299
Bethel	174	5	37	7	2	46	192	463
Cordova	18	9	38	8	2	18	42	135
Craig	31	31	23	5	0	41	145	276
Delta Junction	141	600	321	28	1	13	187	1,291
Dillingham	6	5	5	5	0	29	72	122
Fairbanks	2,033	2,168	2,307	1,375	163	82	320	8,448
Glennallen	50	768	193	7	9	5	91	1,123
Homer	284	213	192	55	10	63	72	889
Juneau	46	157	709	11	2	120	865	1,910
Kenai	1,614	1,647	1,505	453	49	377	377	6,022
Ketchikan	205	79	129	57	6	42	521	1,039
Kodiak	456	135	420	116	14	67	100	1,308
Kotzebue	8	19	7	14	1	0	166	215
Naknek	0	5	9	1	0	16	22	53
Nome	55	8	61	22	30	21	98	295
Palmer	4,022	3,585	5,907	1,458	149	433	1,111	16,665
Petersburg	13	10	2	2	0	18	55	100
Seward	248	1,111	611	139	21	58	193	2,381
Sitka	227	14	22	16	5	84	198	566
Tok	88	358	83	16	5	29	79	658
Unalaska	31	30	24	25	0	11	90	211
Valdez	6	26	118	6	3	7	72	238
Wrangell	2	1	0	0	0	8	16	27
Sub-total	15,389	16,427	21,845	9,321	637	1,789	6,675	72,083
Minor Offense Cases from Other Courts	344	1,764	534	37	9	27	931	3,646
Total	15,733	18,191	22,379	9,358	646	1,816	7,606	75,729
% of Total	20.8	24.0	29.5	12.4	0.9	2.4	10.0	100.0
1st District	573	311	899	94	15	327	2,151	4,370
2nd District	144	81	72	80	53	30	488	948
3rd District	12,355	12,928	18,141	7,728	400	1,278	3,684	56,514
4th District	2,661	4,871	3,267	1,456	178	181	1,283	13,897

**District Court Activity
Minor Offense Case Dispositions by Case Type - Other Courts
FY 08**

Court	Case Types							Total
	Equip- ment	Speeding	Imp. Driver Behavior	Maneu- vers	Alcohol / Drugs	Fish & Game	Other	
Angoon	0	0	0	0	0	0	28	28
Aniak	0	0	0	0	0	0	17	17
Chevak	0	0	0	0	0	0	0	0
Emmonak	0	0	0	0	0	0	219	219
Fort Yukon	0	0	0	3	1	0	21	25
Galena	0	1	3	0	1	3	7	15
Haines	49	19	14	3	2	14	94	195
Healy	169	1,014	323	11	3	5	96	1,621
Hoonah	0	0	0	0	0	0	61	61
Kake	0	0	0	0	0	0	11	11
McGrath	0	0	0	0	0	0	17	17
Nenana	56	725	193	16	2	3	110	1,105
Sand Point	0	5	0	3	0	0	6	14
Skagway	0	0	0	0	0	0	92	92
St. Marys	0	0	0	0	0	0	18	18
St. Paul	0	0	0	0	0	0	4	4
Tanana	0	0	0	0	0	0	0	0
Unalakleet	70	0	1	1	0	2	65	139
Yakutat	0	0	0	0	0	0	65	65
Total	344	1,764	534	37	9	27	931	3,646
% of Total	9.4	48.4	14.6	1.0	0.3	0.8	25.5	100.0
1st District	49	19	14	3	2	14	351	452
2nd District	70	0	1	1	0	2	65	139
3rd District	0	5	0	3	0	0	10	18
4th District	225	1,740	519	30	7	11	505	3,037

**District Courts
Minor Offense Case Types
FY 08**

Equipment

Equipment / Vehicles - Registrations, Defects and Misuse

Speeding

Improper Driver Behavior

Duties Failed - Requirements Not Met

Maneuvers - Illegal or Improper

Failure to Obey

Following Improperly

Improper Lane or Location

Passing

Reckless, Careless or Negligent Driving

Failure to Yield

Failure to Signal

Improper Turns

Wrong Way or Side

Miscellaneous Maneuvers

Alcohol and Drug

Controlled Substance Violations

Fish and Game

Unclassified Offenses

ZZZ -Tickets with 0 points added to record

Littering

Duty Failure

Curfew

Dog Tickets

Tobacco

Boat Safety

In FY07 the Alaska Court System changed the way it categorizes minor offenses for annual reporting. The traffic categories now conform to the American Association of Motor Vehicle Administrators (AAMVA) Code Dictionary. This change is intended to make Alaska's statistics easier to compile, understand and compare to those of other jurisdictions.

Deliberately left blank

**Population Trends
Superior Court Trial Sites
FY08**

Court	Community Population			Change 2000 to 2007	% of Statewide Total
	U.S. Census 2000 rev. 1/1/03	Dept. of Labor Est. July 2007	Change		
Anchorage	261,634	285,088	23,454	9.0%	42.1%
Barrow	7,385	6,748	-637	-8.6%	1.0%
Bethel	14,424	15,411	987	6.8%	2.3%
Cordova	2,454	2,192	-262	-10.7%	0.3%
Craig	4,483	3,821	-662	-14.8%	0.6%
Delta Junction	3,942	4,812	870	22.1%	0.7%
Dillingham	4,922	4,792	-130	-2.6%	0.7%
Fairbanks	83,074	91,160	8,086	9.7%	13.5%
Glennallen	3,231	3,325	94	2.9%	0.5%
Homer	12,736	13,286	550	4.3%	2.0%
Juneau	31,365	30,879	-486	-1.5%	4.5%
Kenai	31,365	33,514	2,149	6.9%	4.9%
Ketchikan	15,635	14,595	-1,040	-6.7%	2.2%
Kodiak	13,913	13,568	-345	-2.5%	2.0%
Kotzebue	7,208	7,396	188	2.6%	1.1%
Naknek	3,081	2,573	-508	-16.5%	0.4%
Nome	6,694	6,873	179	2.7%	1.0%
Palmer	59,322	80,056	20,734	35.0%	11.8%
Petersburg	3,506	3,355	-151	-4.3%	0.5%
Seward	5,539	5,502	-37	-0.7%	0.8%
Sitka	9,111	8,831	-280	-3.1%	1.3%
Tok	2,232	2,217	-15	-0.7%	0.3%
Unalaska	5,494	4,822	-672	-12.2%	0.7%
Valdez	4,242	3,833	-409	-9.6%	0.6%
Wrangell	2,488	2,139	-349	-14.0%	0.3%
Sub-total	599,480	650,788	51,308	8.6%	96.1%
Population from other Communities	27,451	26,199	-1,252	-4.6%	3.9%
Total	626,931	676,987	50,056	8.0%	100.0%
1st District	73,082	69,328	-3,754	-5.1%	10.2%
2nd District	23,789	23,653	-136	-0.6%	3.5%
3rd District	409,569	454,104	44,535	10.9%	67.1%
4th District	120,491	129,902	9,411	7.8%	19.2%

**Population Trends
Other Courts
FY 08**

Court	Community Population			Change 2000 to 2007	% of Statewide Total
	U.S. Census 2000 rev. 1/1/03	Dept. of Labor Est. July 2007	Change		
Angoon	572	478	-94	-16.4%	0.1%
Aniak	2,296	2,013	-283	-12.3%	0.3%
Chevak	2,257	2,621	364	16.1%	0.4%
Emmonak	2,185	2,219	34	1.6%	0.3%
Fort Yukon	1,289	1,188	-101	-7.8%	0.2%
Galena	2,016	1,811	-205	-10.2%	0.3%
Haines	2,531	2,358	-173	-6.8%	0.4%
Healy	1,460	1,442	-18	-1.2%	0.2%
Hoonah	1,011	871	-140	-13.8%	0.1%
Kake	710	535	-175	-24.6%	0.1%
McGrath	602	477	-125	-20.8%	0.1%
Nenana	1,820	1,519	-301	-16.5%	0.2%
Sand Point	952	992	40	4.2%	0.1%
Skagway	862	845	-17	-2.0%	0.1%
St. Marys	2,586	2,755	169	6.5%	0.4%
St. Paul	684	561	-123	-18.0%	0.1%
Tanana	308	257	-51	-16.6%	0.0%
Unalakleet	2,502	2,636	134	5.4%	0.4%
Yakutat	808	621	-187	-23.1%	0.1%
Total	27,451	26,199	-1,252	-4.6%	3.9%

**Distribution of Population, Police and Lawyers
Superior Court Trial Sites
FY08**

Court	Population Dept. of Labor Est. July 2007	Total Number of Police	Police per Thousand Population	Total Number of Lawyers	Lawyers per Thousand Population
Anchorage	285,088	466	1.6	2,001	7.0
Barrow	6,748	37	5.5	10	1.5
Bethel	15,411	24	1.6	32	2.1
Cordova	2,192	8	3.6	5	2.3
Craig	3,821	12	3.1	0	-
Delta Junction	4,812	6	1.2	4	0.8
Dillingham	4,792	14	2.9	9	1.9
Fairbanks	91,160	111	1.2	259	2.8
Glennallen	3,325	6	1.8	0	-
Homer	13,286	19	1.4	20	1.5
Juneau	30,879	45	1.5	299	9.7
Kenai	33,514	64	1.9	77	2.3
Ketchikan	14,595	40	2.7	48	3.3
Kodiak	13,568	35	2.6	28	2.1
Kotzebue	7,396	14	1.9	4	0.5
Naknek	2,573	11	4.3	1	0.4
Nome	6,873	19	2.8	16	2.3
Palmer	80,056	105	1.3	140	1.7
Petersburg	3,355	11	3.3	4	1.2
Seward	5,502	17	3.1	8	1.5
Sitka	8,831	29	3.3	27	3.1
Tok	2,217	6	2.7	1	0.5
Unalaska	4,822	19	3.9	1	0.2
Valdez	3,833	9	2.3	3	0.8
Wrangell	2,139	8	3.7	1	0.5
Sub-total	650,788	1,135	1.7	2,998	4.6
Statistics from Other Communities	26,199	56	2.1	7	0.3
Total	676,987	1,191	1.8	3,005	4.4
1st District	69,328	164	2.4	385	5.6
2nd District	23,653	72	3.0	31	1.3
3rd District	454,104	779	1.7	2,293	5.0
4th District	129,902	176	1.4	296	2.3

Note: Police statistics were obtained from the Department of Public Safety and Alaska Police Standards Council (March 2009) and lawyer statistics were obtained from the Alaska Bar Association (March 2009).

**Distribution of Population, Police and Lawyers
Other Courts
FY 08**

Court	Population Dept. of Labor Est. July 2007	Total Number of Police	Police per Thousand Population	Total Number of Lawyers	Lawyers per Thousand Population
Angoon	478	0	-	0	-
Aniak	2,013	5	2.5	0	-
Chevak	2,621	2	0.8	0	-
Emmonak	2,219	3	1.4	0	-
Fort Yukon	1,188	1	0.8	0	-
Galena	1,811	5	2.8	0	-
Haines	2,358	4	1.7	5	2.1
Healy	1,442	4	2.8	0	-
Hoonah	871	3	3.4	0	-
Kake	535	2	3.7	0	-
McGrath	477	2	4.2	0	-
Nenana	1,519	3	2.0	0	-
Sand Point	992	3	3.0	0	-
Skagway	845	6	7.1	0	-
St. Marys	2,755	4	1.5	0	-
St. Paul	561	3	5.3	0	-
Tanana	257	0	-	0	-
Unalakleet	2,636	2	0.8	1	0.4
Yakutat	621	4	6.4	1	1.6
Total	26,199	56	2.1	7	0.3

Note: Police statistics were obtained from the Department of Public Safety and Alaska Police Standards Council (March 2009) and lawyer statistics were obtained from the Alaska Bar Association (March 2009).

**Authorized Judicial Positions
Superior Court Trial Sites
FY 08**

Court	Superior Court Judges	District Court Judges	Magistrates	Masters	Total¹	% of Statewide Total
Anchorage	15	9	6	6	36	27.6%
Barrow	1		1		2	1.5%
Bethel	2	1	1		4	3.1%
Cordova			1		1	0.8%
Craig			1		1	0.8%
Delta Junction			1		1	0.8%
Dillingham	1		1		2	1.5%
Fairbanks	6	3	1	3	13	10.0%
Glennallen			1		1	0.8%
Homer		1			1	0.8%
Juneau	2	1	1		4	3.1%
Kenai	3	1	2		6	4.6%
Ketchikan	2	1	1		4	3.1%
Kodiak	1		1		2	1.5%
Kotzebue	1		1		2	1.5%
Naknek			1		1	0.8%
Nome	1		1		2	1.5%
Palmer	4	3	1		8	6.1%
Petersburg			1		1	0.8%
Seward			1		1	0.8%
Sitka	1		1		2	1.5%
Tok			1		1	0.8%
Unalaska			1		1	0.8%
Valdez		1			1	0.8%
Wrangell			1		1	0.8%
Sub-total	40	21	29	9	99	76.2%
Positions from Other Courts	0	0	31	0	31	23.8%
Total	40	21	60	9	130	100.0%
1st District	5	2	12	0	19	14.6%
2nd District	3	0	9	0	12	9.2%
3rd District	24	15	21	6	66	50.8%
4th District	8	4	18	3	33	25.4%

¹Does not include temporary positions used for pro tem judges.

**Authorized Judicial Positions
Other Courts
FY 08**

Court	Superior Court Judges	District Court Judges	Magistrates	Masters	Total	% of Statewide Total²
Angoon			1		1	0.8%
Aniak			1		1	0.8%
Chevak			1		1	0.8%
Emmonak			1		1	0.8%
Fort Yukon			1		1	0.8%
Galena			1		1	0.8%
Haines			1		1	0.8%
Healy			1		1	0.8%
Hoonah			1		1	0.8%
Kake			1		1	0.8%
McGrath			Served by Aniak			0.0%
Nenana			Served by Healy			0.0%
Sand Point			Served by Valdez			0.0%
Skagway			1		1	0.8%
St. Marys			1		1	0.8%
St. Paul			Served by Seward			0.0%
Tanana			Served by Galena			0.0%
Unalakleet			1		1	0.8%
Yakutat			1		1	0.8%
Other ¹			17		17	13.1%
Total	0	0	31	0	31	23.8%

¹Magistrate positions authorized for communities currently served by judicial officers from other court locations.

²Rounded percentages do not equal the summed total.

**Authorized Non-Judicial Positions
Superior Court Trial Sites
FY 08**

Court	Positions by Range (Includes part-time positions)					% of Statewide Total
	Below 10	10 Through 12	13 Through 16	Over 16	Total	
Anchorage	12	145	40	14	211	43.1%
Barrow		4	3	1	8	1.6%
Bethel		11	3	1	15	3.1%
Cordova		1	1		2	0.4%
Craig		2	1		3	0.6%
Delta Junction		1			1	0.2%
Dillingham		3	2		5	1.0%
Fairbanks	4	48	16	6	74	15.1%
Glennallen		1	1		2	0.4%
Homer		4	1		5	1.0%
Juneau		20	5	3	28	5.7%
Kenai		21	4	1	26	5.3%
Ketchikan		11	3	2	16	3.3%
Kodiak		7	2		9	1.8%
Kotzebue		5	2		7	1.4%
Naknek					0	0.0%
Nome		5	2	1	8	1.6%
Palmer		33	7	1	41	8.4%
Petersburg		1	1		2	0.4%
Seward		3	1		4	0.8%
Sitka		4	2		6	1.2%
Tok		1			1	0.2%
Unalaska		1	1		2	0.4%
Valdez		1	1		2	0.4%
Wrangell		2			2	0.4%
Sub-total	16	335	99	30	480	97.8%
Positions from Other Courts	1	10	0	0	11	2.2%
Total	17	345	99	30	491	100.0%
1st District	0	43	12	5	60	12.2%
2nd District	0	14	7	2	23	4.7%
3rd District	13	220	61	16	310	63.1%
4th District	4	68	19	7	98	20.0%

**Authorized Non-Judicial Positions
Other Courts
FY 08**

Court	Positions by Range (Includes part-time positions)					% of Statewide Total
	Below 10	10 Through 12	13 Through 16	Over 16	Total	
Angoon					0	0.0%
Aniak		1			1	0.2%
Chevak		1			1	0.2%
Emmonak		1			1	0.2%
Fort Yukon					0	0.0%
Galena		1			1	0.2%
Haines		1			1	0.2%
Healy		1			1	0.2%
Hoonah		1			1	0.2%
Kake		1			1	0.2%
McGrath					0	0.0%
Nenana		1			1	0.2%
Sand Point					0	0.0%
Skagway					0	0.0%
St. Marys		1			1	0.2%
St. Paul					0	0.0%
Tanana					0	0.0%
Unalakleet					0	0.0%
Yakutat					0	0.0%
Other ¹	1				1	0.2%
Total	1	10	0	0	11	2.2%

¹ Other authorized court locations.

Operating Costs (Thousands of Dollars)
Superior Court Trial Sites
FY 08

Court	Personnel	Other ¹	Total	% of Statewide Total	Dollar Cost Per Case Filed	
					All Filings	Non-Traffic Filings
Anchorage	\$19,290.1	\$4,847.0	\$24,137.1	37.4%	\$373	\$669
Barrow	\$977.1	566.5	1,543.6	2.4%	1,235	1,590
Bethel	\$1,950.4	996.0	2,946.4	4.6%	1,055	1,272
Cordova	\$191.1	134.9	326.0	0.5%	967	1,475
Craig	\$226.6	143.3	369.9	0.6%	447	644
Delta Junction	\$180.8	20.4	201.2	0.3%	130	811
Dillingham	\$776.1	295.6	1,071.7	1.7%	1,001	1,195
Fairbanks	\$7,655.8	1,659.6	9,315.4	14.4%	506	921
Glennallen	\$264.8	124.1	388.9	0.6%	273	1,301
Homer	\$530.6	165.6	696.2	1.1%	361	685
Juneau	\$2,588.8	1,133.1	3,721.9	5.8%	667	958
Kenai	\$2,236.7	602.1	2,838.8	4.4%	276	659
Ketchikan	\$1,846.6	168.9	2,015.5	3.1%	611	869
Kodiak	\$1,200.2	105.8	1,306.0	2.0%	499	1,002
Kotzebue	\$892.5	217.5	1,110.0	1.7%	684	801
Naknek	\$110.9	57.0	167.9	0.3%	394	474
Nome	\$1,071.1	336.5	1,407.6	2.2%	730	909
Palmer	\$4,483.7	870.2	5,353.9	8.3%	235	730
Petersburg	\$210.7	196.3	407.0	0.6%	1,063	1,352
Seward	\$381.7	265.1	646.8	1.0%	202	1,050
Sitka	\$695.9	98.1	794.0	1.2%	514	792
Tok	\$143.1	174.6	317.7	0.5%	407	1,746
Unalaska	\$152.0	191.7	343.7	0.5%	492	772
Valdez	\$511.5	41.4	552.9	0.9%	864	1,326
Wrangell	\$199.7	101.4	301.1	0.5%	1,255	1,491
Sub-total	\$48,768.5	\$13,512.7	\$62,281.2	96.6%	\$414	\$795
Operating Costs from Other Courts	\$1,592.1	\$625.5	\$2,217.6	3.4%	\$399	\$871
Total ²	\$50,360.6	\$14,138.2	\$64,498.8	100.0%	\$414	\$797
1st District	\$6,241.9	\$2,071.8	\$8,313.7	12.9%	\$650	\$951
2nd District	\$3,051.4	\$1,140.4	\$4,191.8	6.5%	\$830	\$1,046
3rd District	\$30,129.4	\$7,745.3	\$37,874.7	58.7%	\$343	\$707
4th District	\$10,937.9	\$3,180.7	\$14,118.6	21.9%	\$510	\$965

¹ "Other" includes contractual services, travel, equipment, and supplies.

² Total excludes \$392,600 in grant funds, \$210,400 Mental Health Trust Authority Receipts, and \$820,900 for interagency receipts which are not allocable to a specific court location.

Operating Costs (Thousands of Dollars)
Other Courts
FY 08

Court	Personnel	Other ¹	Total	% of Statewide Total	Dollar Cost Per Case Filed	
					All Filings	Non-Traffic Filings
Angoon	\$36.2	\$35.7	\$71.9	0.1%	\$899	\$1,598
Aniak	\$154.0	45.8	199.8	0.3%	934	1,030
Chevak	\$146.5	27.2	173.7	0.3%	461	461
Emmonak	\$183.1	44.6	227.7	0.4%	482	929
Fort Yukon	\$75.2	14.8	90.0	0.1%	687	709
Galena	\$145.4	45.0	190.4	0.3%	877	933
Haines	\$109.4	61.4	170.8	0.3%	452	1,011
Healy	\$133.6	49.9	183.5	0.3%	116	1,266
Hoonah	\$108.6	27.5	136.1	0.2%	932	1,479
Kake	\$102.1	35.0	137.1	0.2%	3,515	4,155
McGrath	\$0.0	15.3	15.3	0.0%	312	414
Nenana	\$14.1	33.8	47.9	0.1%	61	389
Sand Point	\$0.0	30.1	30.1	0.0%	174	194
Skagway	\$40.3	26.4	66.7	0.1%	454	1,551
St. Marys	\$155.9	49.7	205.6	0.3%	688	711
St. Paul	\$0.0	14.7	14.7	0.0%	193	204
Tanana	\$0.0	4.0	4.0	0.0%	182	182
Unalakleet	\$110.7	19.9	130.6	0.2%	520	1,268
Yakutat	77.0	44.7	121.7	0.2%	951	1,690
Total	\$1,592.1	\$625.5	\$2,217.6	3.4%	\$399	\$871

¹ "Other" includes contractual services, travel, equipment, and supplies.

**Distribution of Population, Costs, Judicial Positions, Filings, and Dispositions
Superior Court Trial Sites
FY 08**

Court	Percentage of Statewide Statistics				
	Population	Operating Costs	Judicial Positions	Case Filings	Case Dispositions
Anchorage	42.1%	37.4%	27.6%	41.5%	40.4%
Barrow	1.0%	2.4%	1.5%	0.8%	0.8%
Bethel	2.3%	4.6%	3.1%	1.8%	1.8%
Cordova	0.3%	0.5%	0.8%	0.2%	0.2%
Craig	0.6%	0.6%	0.8%	0.5%	0.5%
Delta Junction	0.7%	0.3%	0.8%	1.0%	1.0%
Dillingham	0.7%	1.7%	1.5%	0.7%	0.7%
Fairbanks	13.5%	14.4%	10.0%	11.8%	11.9%
Glennallen	0.5%	0.6%	0.8%	0.9%	0.9%
Homer	2.0%	1.1%	0.8%	1.2%	1.1%
Juneau	4.5%	5.8%	3.1%	3.6%	3.7%
Kenai	4.9%	4.4%	4.6%	6.6%	6.7%
Ketchikan	2.2%	3.1%	3.1%	2.1%	2.2%
Kodiak	2.0%	2.0%	1.5%	1.7%	1.7%
Kotzebue	1.1%	1.7%	1.5%	1.0%	1.0%
Naknek	0.4%	0.3%	0.8%	0.3%	0.2%
Nome	1.0%	2.2%	1.5%	1.2%	1.2%
Palmer	11.8%	8.3%	6.1%	14.7%	15.2%
Petersburg	0.5%	0.6%	0.8%	0.2%	0.3%
Seward	0.8%	1.0%	0.8%	2.1%	2.0%
Sitka	1.3%	1.2%	1.5%	1.0%	1.0%
Tok	0.3%	0.5%	0.8%	0.5%	0.6%
Unalaska	0.7%	0.5%	0.8%	0.4%	0.4%
Valdez	0.6%	0.9%	0.8%	0.4%	0.4%
Wrangell	0.3%	0.5%	0.8%	0.2%	0.1%
Sub-total	96.1%	96.6%	76.2%	96.4%	96.0%
Percentages from Other Courts	3.9%	3.4%	23.8%	3.6%	4.0%
Total	100.0%	100.0%	100.0%	100.0%	100.0%
1st District	10.2%	12.9%	14.6%	8.2%	8.5%
2nd District	3.5%	6.5%	9.2%	3.2%	3.2%
3rd District	67.1%	58.7%	50.8%	70.8%	69.9%
4th District	19.2%	21.9%	25.4%	17.8%	18.4%

**Distribution of Population, Costs, Judicial Positions, Filings, and Dispositions
Other Courts
FY 08**

Court	Percentage of Statewide Statistics				
	Population	Operating Costs	Judicial Positions ²	Case Filings	Case Dispositions
Angoon	0.1%	0.1%	0.8%	0.1%	0.1%
Aniak	0.3%	0.3%	0.8%	0.1%	0.1%
Chevak	0.4%	0.3%	0.8%	0.2%	0.2%
Emmonak	0.3%	0.4%	0.8%	0.3%	0.3%
Fort Yukon	0.2%	0.1%	0.8%	0.1%	0.1%
Galena	0.3%	0.3%	0.8%	0.1%	0.1%
Haines	0.4%	0.3%	0.8%	0.2%	0.2%
Healy	0.2%	0.3%	0.8%	1.1%	1.2%
Hoonah	0.1%	0.2%	0.8%	0.1%	0.1%
Kake	0.1%	0.2%	0.8%	0.0%	0.0%
McGrath	0.1%	0.0%	0.0%	0.0%	0.0%
Nenana	0.2%	0.1%	0.0%	0.5%	0.8%
Sand Point	0.1%	0.0%	0.0%	0.1%	0.1%
Skagway	0.1%	0.1%	0.8%	0.1%	0.1%
St. Marys	0.4%	0.3%	0.8%	0.2%	0.2%
St. Paul	0.1%	0.0%	0.0%	0.1%	0.1%
Tanana	0.0%	0.0%	0.0%	0.0%	0.0%
Unalakleet	0.4%	0.2%	0.8%	0.2%	0.2%
Yakutat	0.1%	0.2%	0.8%	0.1%	0.1%
Other ¹			13.1%		
Total	3.9%	3.4%	23.8%	3.6%	4.0%

¹Magistrate positions authorized for communities currently served by judicial officers from other court locations

²Rounded percentages do not equal the summed total.

**Filings per Judicial Position
Superior Court Trial Sites
FY 08**

Court	Superior Court	District Court	Total	% of State-wide Total	Filings per Judicial Position
Anchorage	9,613	55,052	64,665	41.5%	1,796.3
Barrow	203	1,047	1,250	0.8%	625.0
Bethel	768	2,026	2,794	1.8%	698.5
Cordova	45	292	337	0.2%	337.0
Craig	102	726	828	0.5%	828.0
Delta Junction	19	1,526	1,545	1.0%	1,545.0
Dillingham	229	842	1,071	0.7%	535.5
Fairbanks	2,715	15,692	18,407	11.8%	1,415.9
Glennallen	47	1,378	1,425	0.9%	1,425.0
Homer	245	1,682	1,927	1.2%	1,927.0
Juneau	1,060	4,522	5,582	3.6%	1,395.5
Kenai	1,008	9,269	10,277	6.6%	1,712.8
Ketchikan	566	2,732	3,298	2.1%	824.5
Kodiak	343	2,273	2,616	1.7%	1,308.0
Kotzebue	338	1,284	1,622	1.0%	811.0
Naknek	50	376	426	0.3%	426.0
Nome	413	1,514	1,927	1.2%	963.5
Palmer	1,875	20,944	22,819	14.7%	2,852.4
Petersburg	69	314	383	0.2%	383.0
Seward	83	3,126	3,209	2.1%	3,209.0
Sitka	235	1,309	1,544	1.0%	772.0
Tok	9	772	781	0.5%	781.0
Unalaska	71	628	699	0.4%	699.0
Valdez	92	548	640	0.4%	640.0
Wrangell	56	184	240	0.2%	240.0
Sub-total	20,254	130,058	150,312	96.4%	1518.3
Statistics from Other Courts	212	5,344	5,556	3.6%	179.2
Total	20,466	135,402	155,868	100.0%	1,199.0
1st District	2,091	10,702	12,793	8.2%	673.3
2nd District	966	4,084	5,050	3.2%	420.8
3rd District	13,731	96,629	110,360	70.8%	1,672.1
4th District	3,678	23,987	27,665	17.8%	838.3

**Filings per Judicial Position
Other Courts
FY 08**

Court	Superior Court	District Court	Total	% of State-wide Total	Filings per Judicial Position
Angoon	0	80	80	0.1%	80.0
Aniak	20	194	214	0.1%	214.0
Chevak	36	341	377	0.2%	377.0
Emmonak	8	464	472	0.3%	472.0
Fort Yukon	21	110	131	0.1%	131.0
Galena	14	203	217	0.1%	217.0
Haines	3	375	378	0.2%	378.0
Healy	6	1,572	1,578	1.1%	1,578.0
Hoonah	0	146	146	0.1%	146.0
Kake	0	39	39	0.0%	39.0
McGrath	4	45	49	0.0%	N/S
Nenana	13	766	779	0.5%	N/S
Sand Point	19	154	173	0.1%	N/S
Skagway	0	147	147	0.1%	147.0
St. Marys	43	256	299	0.2%	299.0
St. Paul	11	65	76	0.1%	N/S
Tanana	2	20	22	0.0%	N/S
Unalakleet	12	239	251	0.2%	251.0
Yakutat	0	128	128	0.1%	128.0
Total	212	5,344	5,556	3.6%	179.2

N/S - Numbers 10 or less are not compared statistically

**Dispositions per Judicial Position
Superior Court Trial Sites
FY 08**

Court	Superior Court	District Court	Total	% of State-wide Total	Dispositions per Judicial Position
Anchorage	9,185	52,992	62,177	40.4%	1,727.1
Barrow	222	1,077	1,299	0.8%	649.5
Bethel	761	2,061	2,822	1.8%	705.5
Cordova	35	301	336	0.2%	336.0
Craig	65	743	808	0.5%	808.0
Delta Junction	13	1,519	1,532	1.0%	1,532.0
Dillingham	214	805	1,019	0.7%	509.5
Fairbanks	2,816	15,494	18,310	11.9%	1,408.5
Glennallen	43	1,362	1,405	0.9%	1,405.0
Homer	159	1,561	1,720	1.1%	1,720.0
Juneau	1,045	4,691	5,736	3.7%	1,434.0
Kenai	1,011	9,208	10,219	6.7%	1,703.2
Ketchikan	586	2,819	3,405	2.2%	851.3
Kodiak	304	2,212	2,516	1.7%	1,258.0
Kotzebue	369	1,223	1,592	1.0%	796.0
Naknek	28	335	363	0.2%	363.0
Nome	379	1,399	1,778	1.2%	889.0
Palmer	1,642	21,766	23,408	15.2%	2,926.0
Petersburg	68	375	443	0.3%	443.0
Seward	98	2,882	2,980	2.0%	2,980.0
Sitka	234	1,306	1,540	1.0%	770.0
Tok	5	862	867	0.6%	867.0
Unalaska	78	554	632	0.4%	632.0
Valdez	96	532	628	0.4%	628.0
Wrangell	55	173	228	0.1%	228.0
Sub-total	19,511	128,252	147,763	96.0%	1492.6
Statistics from Other Courts	128	5,992	6,120	4.0%	197.4
Total	19,639	134,244	153,883	100.0%	1,183.7
1st District	2,053	11,010	13,063	8.5%	687.5
2nd District	980	3,948	4,928	3.2%	410.7
3rd District	12,930	94,701	107,631	69.9%	1,630.8
4th District	3,676	24,585	28,261	18.4%	856.4

**Dispositions per Judicial Position
Other Courts
FY 08**

Court	Superior Court	District Court	Total	% of State-wide Total	Dispositions per Judicial Positions
Angoon	0	60	60	0.1%	60.0
Aniak	10	179	189	0.1%	189.0
Chevak	8	337	345	0.2%	345.0
Emmonak	3	453	456	0.3%	456.0
Fort Yukon	14	109	123	0.1%	123.0
Galena	6	186	192	0.1%	192.0
Haines	0	337	337	0.2%	337.0
Healy	3	1,782	1,785	1.2%	1,785.0
Hoonah	0	179	179	0.1%	179.0
Kake	0	56	56	0.0%	56.0
McGrath	3	54	57	0.0%	N/S
Nenana	6	1,262	1,268	0.8%	N/S
Sand Point	23	132	155	0.1%	N/S
Skagway	0	138	138	0.1%	138.0
St. Marys	26	260	286	0.2%	286.0
St. Paul	14	59	73	0.1%	N/S
Tanana	2	27	29	0.0%	N/S
Unalakleet	10	249	259	0.2%	259.0
Yakutat	0	133	133	0.1%	133.0
Total	128	5,992	6,120	4.0%	197.4

N/S - Numbers 10 or less are not compared statistically