
Alaska Court System

Annual Statistical Report 2009



This informational report is provided as a public service by the

Office of the Administrative Director

Alaska Court System

303 K Street

Anchorage, Alaska 99501

907-264-0548

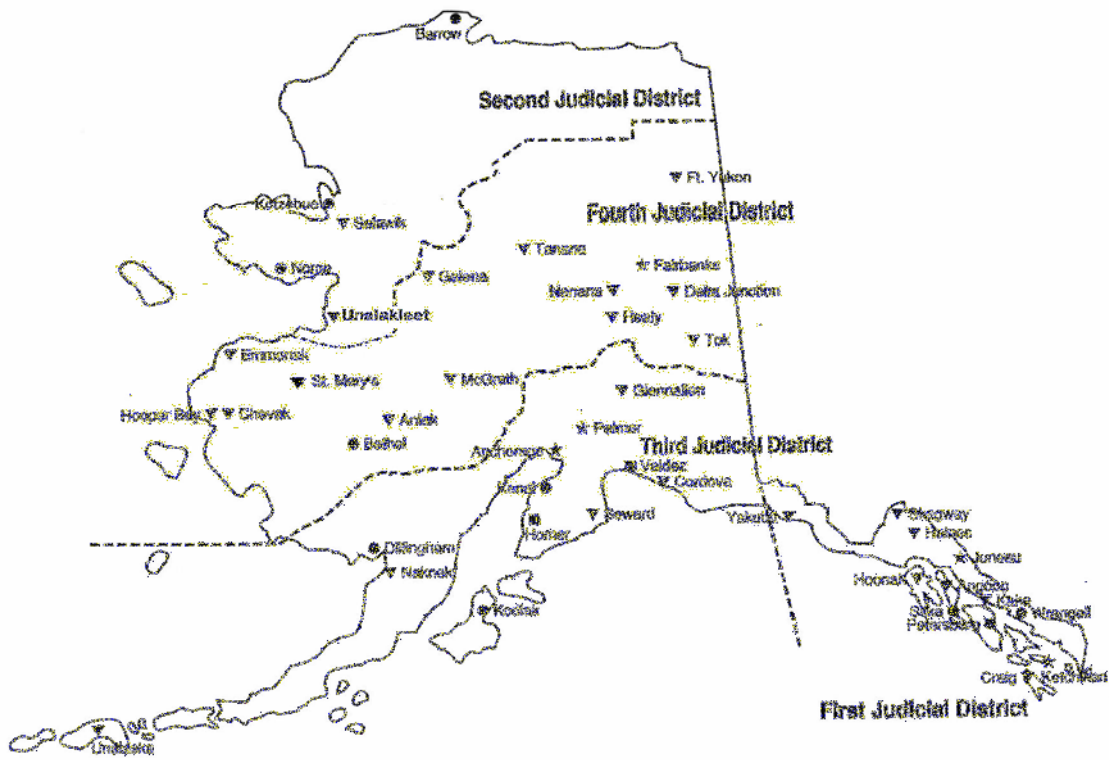
<http://www.courts.alaska.gov/reports/annualrep-fy09.pdf>

Published by the Alaska Court System

(2/2010)

- ★ Superior and District Courts
- Superior Court Locations
- District Court Locations
- ▼ Magistrate Locations

ALASKA COURT LOCATIONS





303 K STREET
ANCHORAGE, ALASKA
99501

(907) 264-0548
FAX (907) 264-0881

CHRISTINE E. JOHNSON
Administrative Director

Alaska Court System

A MESSAGE FROM THE ADMINISTRATIVE DIRECTOR

I am pleased to transmit the Alaska Court System's Annual Statistical Report for fiscal year 2009.

In FY09, trial court disposition rates rose while filings fell, each by 1%. Criminal case filings were down, -8% for felonies and -4% for misdemeanors. Property crime surpassed violent crime this year to become the largest component of the felony caseload, comprising nearly a third of all felonies. Delinquency filings showed the sharpest decline (-15%). The greatest increase in filings involved domestic relations cases (7%). Probate and general civil case filings each grew by 3%.


Trial courts aspire to a clearance rate of at least 100% of cases (disposing of at least as many cases as are filed in a given period). In FY09, trial courts achieved a clearance rate of 101%. In superior court trial sites, that translated to 1,267 filings and 1,281 dispositions per judicial position annually.

This report reflects several new features that were introduced last year:

- Three out of four judicial districts are now using a modern, computerized case management system, which enables the court system to gradually move to a statistical reporting framework recommended by the National Center for State Courts.
- The report shows actual filings at each court location instead of reporting superior court cases only at locations with a resident superior court judge.
- To make the information more accessible and reduce printing and mailing costs, the court's annual statistical reports are now available on line: <http://www.courts.alaska.gov>

We appreciate the resources provided by the Alaska Legislature to accomplish our mission. The Alaska Court System remains committed to providing a responsive, efficient and accessible forum for the just resolution of all cases that come before the courts.

Sincerely,

A handwritten signature in cursive script, appearing to read "Christine Johnson", written in black ink.

Christine Johnson
Administrative Director

**Alaska Court System
Annual Statistical Report
2009**

Table of Contents

Alaska Supreme Court	
Narrative.....	1
Tables	3
Alaska Court of Appeals	
Narrative.....	9
Tables	11
Statewide Trial Courts	
Narrative.....	17
Tables	19
Superior Court Activity	
All Case Types	21
Felony	35
Probate.....	45
Domestic Relations	51
General Civil.....	59
CINA/Delinquency.....	69
District Court Activity	
All Case Types	75
Misdemeanor	93
Felony Filings in District Court.....	103
Small Claims	105
Domestic Violence	111
General Civil.....	115
Minor Offense.....	123
Other Activity	
Population Trends	129
Distribution of Population, Police, and Lawyers	131
Authorized Judicial Positions.....	133
Authorized Non-judicial Positions.....	135
Operating Costs	137
Distribution of Pop., Costs, Judicial Positions, Filings & Dispositions	139
Filings per Judicial Position	141
Dispositions per Judicial Position	143

SUPREME COURT ACTIVITY

Filings: During FY09, 397 cases were filed in the supreme court. Appeal filings increased by 5 percent, while petitions for hearing were up 7 percent and petitions for review increased 11 percent from the previous year. The category that includes bar matters, federal certification matters, and original applications decreased by 24 percent. For details about filings in various categories of cases from FY06 through FY09, see page 3.

Dispositions: The supreme court disposed of 424 cases in FY09, a 5 percent decrease from the 448 dispositions in FY08. The court issued 104 full opinions, 36 MO&Js, and three published orders. For details about dispositions by case type in FY09, see page 6. For comparisons of dispositions by case type from FY06 through FY09, see page 3.

Pending Caseload: On June 30, 2009, 343 cases were pending, 8 percent fewer than the 371 cases pending at the end of FY08. Sixty-five percent of these pending cases were at a stage prior to submission to the court (filing pending, awaiting settlement conference, awaiting record or transcripts, awaiting briefs, awaiting argument or conference, or awaiting response to a petition). None were stayed or were awaiting rehearing or record return prior to closing, and the remaining 35 percent were under advisement (submitted to the court but awaiting circulation of a draft opinion, publication of an opinion, or decision on a petition). For a comparison of cases pending at year's end according to case type from FY06 through FY09, see page 3. For the status of cases pending at the end of FY09 according to case type, see page 7.

Time Required for Disposition of Cases: In fifty percent of appeals decided by opinion or MO&J, the time from submission (usually the date of oral argument or conference on the briefs) to publication of a decision was 5.5 months or less. Fifty percent of petitions, bar matters, and original applications were completed (from opening to closing) in 2.9 months or less. Additional information about time to disposition can be found at page 8.

This page deliberately left blank

ALASKA SUPREME COURT
Case Filings & Dispositions - Fiscal Year 2005 - 2009

	FY05	FY06	FY07	FY08	FY09
FILINGS					
Civil Appeals	272	216	221	212	222
Petitions for Hearing	74	57	101	82	88
Petitions for Review	79	72	67	55	61
Bar/Original Applications	17	19	24	34	26
TOTAL	442	364	413	383	397
DISPOSITIONS					
Civil Appeals	256	225	228	264	255
Petitions for Hearing	76	63	89	87	87
Petitions for Review	78	81	60	70	56
Bar/Original Applications	16	25	27	27	26
TOTAL	426	394	404	448	424
PUBLISHED					
Full Opinions	92	103	114	139	104
Memorandum Opinions	49	35	23	29	36
Published Orders	4	1	2	1	3
PENDING END-OF-YEAR					
Civil Appeals	342	357	357	312	277
Petitions for Hearing	32	28	41	37	39
Petitions for Review	26	22	29	11	16
Bar/Original Applications	10	5	4	11	11
TOTAL	410	412	431	371	343

ALASKA SUPREME COURT
Motions and Petitions for Rehearing - Fiscal Year 2005 - 2009

	FY05	FY06	FY07	FY08	FY09
FILINGS					
Petitions for Rehearing	32	47	30	40	27
Full Court Motions	42	29	54	64	60
Individual Justice Motions	1123	1048	992	1251	1242
Routine (Clerk) Motions	778	631	803	821	787
TOTAL	1975	1755	1879	2176	2116
DISPOSITIONS					
Petitions for Rehearing	30	32	27	35	27
Full Court Motions	37	49	50	63	57
Individual Justice Motions	1145	1040	967	1218	1228
Routine (Clerk) Motions	771	597	786	794	729
TOTAL	1983	1718	1830	2110	2041
PENDING END-OF-YEAR					
Petitions for Rehearing	6	3	5	6	0
Full Court Motions	6	5	5	5	1
Individual Justice Motions	46	55	48	95	41
Routine (Clerk) Motions	16	33	32	54	65
TOTAL	74	96	90	160	107

**ALASKA SUPREME COURT
Caseload Summary - Fiscal Year 2009**

	Civil Appeals	Petitions for Hearing	Petitions for Review	Bar/Original Applications	Total
Pending Beginning of Year	312	37	11	11	371
Filings	222	88	61	26	397
Dispositions	255	87	56	26	424
Pending End of Year	277	39	16	11	343

ALASKA SUPREME COURT
Dispositions by Manner of Disposition - Fiscal Year 2009

	Civil Appeals	Petitions for Hearing	Petitions for Review	Bar/Orig App/ Federal Cert. Qs	Total All Cases
DISPOSITIONS BY PUBLISHED OPINIONS					
Affirmed	55	1	0	0	56
Reversed or vacated	25	5	2	0	32
Affirmed in part/Reversed in part	30	0	0	0	30
Other (remanded, dismissed, etc.)	1	0	0	1	2
Total	111	6	2	1	120
SUMMARY DISPOSITION ON MERITS (including summary orders on petitions)					
Affirmed	35	0	0	0	35
Reversed or vacated	2	0	0	0	2
Affirmed in part/Reversed in part	2	0	0	0	2
Other (remanded, etc.)	1	0	0	0	1
Total	40	0	0	0	40
PETITIONS/APPLICATIONS GRANTED*	0	6	8	8	22
TOTAL DISPOSITIONS ON MERITS	151	12	10	9	182
PETITION DENIALS/ORDERS NOT ON MERITS	7	68	34	6	115
DISMISSALS					
Stipulated to or by Appellant	63	4	10	7	84
On Motion of Appellee	7	1	0	2	10
Sua Sponte**	27	6	8	2	43
TOTAL DISPOSITIONS NOT ON MERITS	104	79	52	17	252
TOTAL DISPOSITIONS	255	91	62	26	434

* Granted petitions may or may not be closed during the fiscal year in which they are granted if briefing is ordered. Some of these matters may have been pending at the end of the year. Therefore the total number of dispositions on this chart may not be identical to the number of case dispositions shown on other charts.

** "Sua Sponte" means orders issued by the court without motion by a party.

ALASKA SUPREME COURT
Status of Cases Pending End of Year - Fiscal Year 2009

	Civil Appeals	Petitions for Hearing	Petitions for Review	Bar/Original Applications/ Federal Certified Qs	Total All Cases
Filing Pending	27	2	4	2	35
Awaiting settlement conference	2	0	0	0	2
Awaiting records/transcript	22	0	0	0	22
Awaiting briefs	85	3	1	1	90
Awaiting argument/conference	32	3	4	1	40
Awaiting draft opinion	55	2	1	1	59
Draft opinion circulating	35	3	0	1	39
Awaiting petition response	0	6	0	0	6
Awaiting petition decision	0	19	6	5	30
Awaiting rehearing/record return	19	0	0	0	19
Stayed or remanded	0	1	0	0	1
TOTAL	277	39	16	11	343

ALASKA SUPREME COURT

Time to Disposition - Fiscal Year 2009

APPEALS DECIDED BY OPINION OR MO&J*

	Percentile	Days	Months
Pre-submission to Court			
Notice of appeal to record certification	50%	36	1.2
	75%	57	1.9
	90%	75	2.5
Record certification to last brief	50%	228	7.6
	75%	284	9.5
	90%	376	12.5
Last brief to argument or submission	50%	83	2.8
	75%	284	9.5
	90%	167	5.6
Subtotal: Number of days/months before submission to the court	50%	375	12.5
	75%	477	15.9
	90%	614	20.5
Submission to Publication			
Argument or conference to circulation of draft opinion or recommendation	50%	91	3.0
	75%	134	4.5
	90%	182	6.1
Circulation of draft opinion or recommendation to publication	50%	66	2.2
	75%	107	3.6
	90%	198	6.6
Subtotal: Number of days/months from submission to publication	50%	165	5.5
	75%	253	8.4
	90%	353	11.8
Post-Publication Motions			
Publication to closing	50%	26	0.9
	75%	47	1.6
	90%	83	2.8
TOTAL TIME FROM OPEN TO CLOSE	50%	609	20.3
	75%	767	25.6
	90%	937	31.2

PETITIONS, BAR MATTERS, ORIGINAL APPLICATIONS**

	Percentile	Days	Months
FILE OPEN - FILE CLOSED	50%	88	2.9
	75%	147	4.9
	90%	293	9.8

** This includes **all** petitions, bar matters, and original applications closed during the fiscal year, whether by regular order, dismissal, or after full briefing and decision on the merits.

* This includes appeals closed during the fiscal year that resulted in a published opinion or memorandum opinion & judgment; appeals that ended by dismissal or other closure are not included.

COURT OF APPEALS ACTIVITY

Filings: During FY09, 292 cases were filed in the court of appeals. Two hundred thirty merit appeals were filed in FY09, a 6 percent increase from the previous year. Sentence appeal filings were up 23 percent, from 22 in FY08 to 27 in FY09. Thirty-four petitions for review and petitions for hearing were filed, a 31 percent increase from FY08. For a comparison of filings in various case categories from FY06 through FY09, see Table IX.

Dispositions: The court of appeals disposed of 286 cases in FY09. The court issued 50 full opinions and 142 memorandum opinions. For details about the types and caseload composition of dispositions in FY09, see page 14. For comparisons of dispositions by case type from FY06 through FY09, see page 11.

Pending Caseload: On June 30, 2009, 688 cases were pending before the court of appeals, a 12 percent increase from the 613 cases pending at the end of FY08. Eighty-seven percent of these cases were at a stage prior to submission to the court (filing pending, awaiting record, awaiting briefing, awaiting conference or oral argument, or awaiting response to a petition). One percent were awaiting rehearing or record return prior to closing, and the remaining 12 percent were under advisement (submitted to the court but awaiting circulation of a draft opinion, filing of an opinion, or a decision on a petition). Many of the pending cases were stayed awaiting decisions in the lead cases dealing with issues relating to the United States Supreme Court's decision in *Blakely v. Washington*, 542 U.S. 296 (2004), regarding the constitutionality of sentencing guidelines. For a comparison of cases pending at year's end according to case type from FY06 through FY09, see page 9. For the status of cases pending at the end of FY09 according to case type, see page 15.

This page deliberately left blank

ALASKA COURT OF APPEALS
Case Filings & Dispositions* - Fiscal Year 2005 - 2009

	FY05	FY06	FY07	FY08	FY09
FILINGS					
Merit Appeals	392	310	203	217	230
Sentence Appeals	32	26	31	22	27
Petitions	48	33	35	26	34
Original Applications	3	5	1	0	1
TOTAL	475	374	270	265	292
DISPOSITIONS					
Merit Appeals	193	159	228	189	226
Sentence Appeals	29	32	32	27	27
Petitions	39	35	40	29	33
Original Applications	1	6	1	1	0
TOTAL	262	232	301	246	286
PUBLISHED					
Full Opinions	48	60	57	64	50
Memorandum Opinions	97	96	148	112	142
PENDING END-OF-YEAR					
Merit Appeals	463	629	623	591	653
Sentence Appeals	30	24	23	16	22
Petitions	18	16	14	6	12
Original Applications	2	0	1	0	1
TOTAL	513	669	661	613	688

*FY05-06 Filings and FY 05-09 Pending End-of-Year include cases filed under Blakely v. Washington.

ALASKA COURT OF APPEALS
Motions and Petitions for Rehearing - Fiscal Year 2005 - 2009

	FY05	FY06	FY07	FY08	FY09
FILINGS					
Petitions for Rehearing	10	15	16	15	12
Full Court Motions	63	40	45	68	55
Individual Judge Motions	795	1104	1209	1270	1263
Routine (Clerk) Motions	844	1124	932	772	752
TOTAL	1712	2283	2202	2125	2082
DISPOSITIONS					
Petitions for Rehearing	11	14	16	15	11
Full Court Motions	43	38	45	63	58
Individual Judge Motions	765	976	1191	1232	1239
Routine (Clerk) Motions	839	1002	927	763	725
TOTAL	1658	2030	2179	2073	2033
PENDING END-OF-YEAR					
Petitions for Rehearing	0	1	1	0	0
Full Court Motions	22	6	4	10	3
Individual Judge Motions	39	48	45	79	30
Routine (Clerk) Motions	14	28	7	18	20
TOTAL	75	83	57	107	53

**ALASKA COURT OF APPEALS
Caseload Summary - Fiscal Year 2009**

	Merit Appeals	Sentence Appeals	Petitions	Original Applications	Total
Pending Beginning of Year	591	16	6	0	613
Filings	230	27	34	1	292
Dispositions	226	27	33	0	286
Pending End of Year*	653	22	12	1	688

* Pending cases at end of year includes cases filed under *Blakely v. Washington*, awaiting necessary action following resolution of lead appeals.

ALASKA COURT OF APPEALS
Dispositions by Manner of Disposition - Fiscal Year 2009

	Merit Appeals	Sentence Appeals	Petitions	Original Applications	Total
DISPOSITIONS BY PUBLISHED OPINIONS					
Affirmed	25	1	0	0	26
Reversed or vacated	7	1	1	0	9
Affirmed in part/Reversed in part	9	2	0	0	11
Other (remanded, dismissed, etc.)	2	0	0	0	2
Total	43	4	1	0	48
SUMMARILY ON MERITS					
Affirmed	114	10	0	0	124
Reversed or vacated	21	1	0	0	22
Affirmed in part/Reversed in part	2	0	0	0	2
Other (remanded, dismissed, etc.)	7	2	0	0	9
Total	144	13	0	0	157
PETITIONS GRANTED*	0	0	4	0	4
TOTAL DISPOSITIONS ON MERITS	187	17	5	0	209
PETITION DENIALS/ORDERS NOT ON MERITS	1	1	26	0	28
DISMISSALS					
Stipulated to or by Appellant	28	8	5	0	41
On Motion of Appellee	0	0	0	0	0
Sua Sponte*	10	1	1	0	12
TOTAL DISPOSITIONS NOT ON MERITS	39	10	32	0	81
TOTAL DISPOSITIONS	226	27	37	0	290

* Granted petitions may or may not be closed during the fiscal year in which they are granted if briefing is ordered. Some of these matters may have been pending at the end of the year. Therefore the total number of dispositions on this chart may not be identical to the number of case dispositions shown on other charts.

** "Sua Sponte" means orders issued by the court without motion by a party.

ALASKA COURT OF APPEALS
Status of Cases Pending End of Year - Fiscal Year 2009

	Merit Appeals	Sentence Appeals	Petitions	Original Applications	Total
Filing Pending	97	2	3	0	102
Awaiting records/transcript	134	3	2	0	139
Briefing Stage	323	8	4	0	335
Awaiting argument/conference	8	0	0	0	8
Awaiting draft opinion	51	4	0	0	55
Draft opinion circulating	22	3	1	0	26
Awaiting petition response	0	0	1	1	2
Awaiting petition decision	0	0	1	0	1
Awaiting rehearing/record return	14	2	0	0	16
Stayed or remanded	4	0	0	0	4
TOTAL	653	22	12	1	688

Deliberately left blank

Trial Court Activity

Filings: During FY09, 154,543 cases were filed in the trial courts, a one percent decrease from 155,868 filings in FY08. Statewide felony filings were down eight percent. This is the first time statewide felony filings have decreased since they went down (also eight percent) in FY01.

Dispositions: The trial courts disposed of 156,329 cases in FY09, an increase of one percent from the 153,883 dispositions reported in FY08. To reduce the backlog of cases awaiting disposition, courts aspire to have a clearance rate of 100% or higher, which means that they have cleared (i.e., disposed of) at least as many cases as were filed in the period. The clearance rate for trial court cases was 101.2% in FY09.

Explanatory Notes:

Felony Filings: Most felony cases are initiated in district court, then transferred to superior court after indictment by a grand jury or the filing of an information. Since most of the activity in a felony case typically occurs in superior court, felony cases are reported as superior court filings regardless of where they began. Tables showing felony cases initiated in the district courts are provided for informational purposes (pages 103 and 104). These tables are not included in the district court totals, but should be considered when evaluating the workload of a district court.

Criminal Case Categorization: Criminal cases are categorized based on the most serious charge filed. For example, if a defendant is charged with a felony and two misdemeanors, the case is counted as a felony. If the felony charge is subsequently reduced to a misdemeanor, the case type does not change; the case is still categorized as a felony for reporting purposes.

Reopened Cases: The criminal filing statistics in this report include only new case filings and do not include petitions to revoke probation or other proceedings that cause the court to reopen a case. Petitions to revoke probation significantly impact the trial court workload. Anchorage judges, for example, handled 2,733 felony petitions to revoke probation and 4,761 misdemeanor petitions to revoke probation in FY09.

Domestic Violence Cases: Domestic violence and stalking cases may be filed in either district or superior court, but district courts handle the vast majority. To make it easier to see the total number of domestic violence cases filed, domestic violence and stalking cases filed in the superior court are counted with the district court cases.

This page deliberately left blank

**Statewide Trial Courts
Total Case Filings - Superior Court Trial Sites
FY 09**

Court	Superior Court		District Court				Total	
	Filings	% of S. C. Total	Non-Minor Off Filings	Minor Off Filings	Total Filings	% of D. C. Total	Filings	% of Statewide
Anchorage	9,587	47.2%	26,692	29,885	56,577	42.1%	66,164	42.8%
Barrow	211	1.0%	714	176	890	0.7%	1,101	0.7%
Bethel	791	3.9%	1,266	382	1,648	1.2%	2,439	1.6%
Cordova	46	0.2%	182	124	306	0.2%	352	0.2%
Craig	95	0.5%	376	289	665	0.5%	760	0.5%
Delta Junction	31	0.1%	246	841	1,087	0.8%	1,118	0.7%
Dillingham	173	0.8%	622	280	902	0.7%	1,075	0.7%
Fairbanks	2,740	13.5%	6,766	8,777	15,543	11.6%	18,283	11.8%
Glennallen	59	0.3%	214	1,827	2,041	1.5%	2,100	1.4%
Homer	260	1.3%	766	1,580	2,346	1.8%	2,606	1.7%
Juneau	1,022	5.0%	2,992	1,249	4,241	3.2%	5,263	3.4%
Kenai	989	4.9%	3,265	6,064	9,329	6.9%	10,318	6.7%
Ketchikan	529	2.6%	1,849	843	2,692	2.0%	3,221	2.1%
Kodiak	310	1.5%	890	1,175	2,065	1.5%	2,375	1.5%
Kotzebue	320	1.6%	891	140	1,031	0.8%	1,351	0.9%
Naknek	48	0.2%	267	53	320	0.2%	368	0.2%
Nome	402	2.0%	1,020	297	1,317	1.0%	1,719	1.1%
Palmer	1,859	9.2%	5,160	14,999	20,159	15.0%	22,018	14.3%
Petersburg	73	0.4%	226	226	452	0.3%	525	0.3%
Seward	75	0.4%	500	2,089	2,589	1.9%	2,664	1.7%
Sitka	177	0.9%	751	153	904	0.7%	1,081	0.7%
Tok	34	0.2%	229	550	779	0.6%	813	0.5%
Unalaska	61	0.3%	311	339	650	0.5%	711	0.5%
Valdez	110	0.5%	290	347	637	0.5%	747	0.5%
Wrangell	58	0.3%	181	23	204	0.2%	262	0.2%
Sub-total	20,060	98.8%	56,666	72,708	129,374	96.4%	149,434	96.7%
Cases from Other Courts	243	1.2%	2,019	2,847	4,866	3.6%	5,109	3.3%
Statewide Total	20,303	100.0%	58,685	75,555	134,240	100.0%	154,543	100.0%
1st District	1,954	9.6%	6,759	3,150	9,909	7.4%	11,863	7.7%
2nd District	936	4.6%	2,694	683	3,377	2.5%	4,313	2.8%
3rd District	13,605	67.0%	39,329	58,802	98,131	73.1%	111,736	72.3%
4th District	3,808	18.8%	9,903	12,920	22,823	17.0%	26,631	17.2%

**Statewide Trial Courts
Total Case Filings - Other Courts
FY 09**

Court	Superior Court		District Court				Total	
	Filings	% of S. C. Total	Non-Minor Off Filings	Minor Off Filings	Total Filings	% of D. C. Total	Filings	% of Statewide
Angoon	0	0.0%	39	12	51	0.0%	51	0.0%
Aniak	34	0.2%	145	17	162	0.1%	196	0.1%
Chevak	41	0.2%	327	0	327	0.3%	368	0.2%
Emmonak	22	0.1%	218	198	416	0.3%	438	0.3%
Fort Yukon	22	0.1%	92	4	96	0.1%	118	0.1%
Galena	29	0.1%	130	11	141	0.1%	170	0.1%
Haines	0	0.0%	128	121	249	0.2%	249	0.2%
Healy	9	0.0%	141	1,507	1,648	1.2%	1,657	1.1%
Hoonah	0	0.0%	63	50	113	0.1%	113	0.1%
Kake	0	0.0%	51	0	51	0.0%	51	0.0%
McGrath	5	0.0%	60	4	64	0.1%	69	0.0%
Nenana	23	0.1%	103	596	699	0.5%	722	0.5%
Sand Point	11	0.1%	128	35	163	0.1%	174	0.1%
Skagway	0	0.0%	36	109	145	0.1%	145	0.1%
St. Marys	26	0.1%	166	32	198	0.2%	224	0.2%
St. Paul	17	0.1%	42	5	47	0.0%	64	0.0%
Tanana	1	0.0%	14	1	15	0.0%	16	0.0%
Unalakleet	3	0.0%	69	70	139	0.1%	142	0.1%
Yakutat	0	0.0%	67	75	142	0.1%	142	0.1%
Total	243	1.2%	2,019	2,847	4,866	3.6%	5,109	3.3%

**Superior Court Activity
Total Case Filings - Superior Court Trial Sites
FY 07 - FY 09**

Court	FY 07	FY 08	FY 09	Change	
				FY 07 to FY 09	FY 08 to FY 09
Anchorage	9,224	9,613	9,587	4%	0%
Barrow	213	203	211	-1%	4%
Bethel	906	768	791	-13%	3%
Cordova	38	45	46	21%	2%
Craig	24	102	95	296%	-7%
Delta Junction	18	19	31	72%	63%
Dillingham	203	229	173	-15%	-24%
Fairbanks	2,871	2,715	2,740	-5%	1%
Glennallen	66	47	59	-11%	26%
Homer	277	245	260	-6%	6%
Juneau	1,039	1,060	1,022	-2%	-4%
Kenai	1,185	1,008	989	-17%	-2%
Ketchikan	613	566	529	-14%	-7%
Kodiak	365	343	310	-15%	-10%
Kotzebue	355	338	320	-10%	-5%
Naknek	32	50	48	50%	-4%
Nome	370	413	402	9%	-3%
Palmer	1,746	1,875	1,859	6%	-1%
Petersburg	71	69	73	3%	6%
Seward	98	83	75	-23%	-10%
Sitka	239	235	177	-26%	-25%
Tok	1	9	34	N/S	N/S
Unalaska	105	71	61	-42%	-14%
Valdez	122	92	110	-10%	20%
Wrangell	49	56	58	18%	4%
Sub-total	20,230	20,254	20,060	-1%	-1%
Superior Court Cases from Other Courts	38	212	243	539%	15%
Statewide Total	20,268	20,466	20,303	0%	-1%
1st District	2,035	2,091	1,954	-4%	-7%
2nd District	938	966	936	0%	-3%
3rd District	13,495	13,731	13,605	1%	-1%
4th District	3,800	3,678	3,808	0%	4%

N/S - Numbers 10 or less are not compared statistically

**Superior Court Activity
Total Case Filings - Other Courts
FY 07 - FY 09**

Court	FY 07	FY 08	FY 09	Change	
				FY 07 to FY 09	FY 08 to FY 09
Angoon	0	0	0	N/S	N/S
Aniak	0	20	34	N/S	70%
Chevak	0	36	41	N/S	14%
Emmonak	0	8	22	N/S	N/S
Fort Yukon	0	21	22	N/S	5%
Galena	0	14	29	N/S	107%
Haines	0	3	0	N/S	N/S
Healy	0	6	9	N/S	N/S
Hoonah	0	0	0	N/S	N/S
Kake	0	0	0	N/S	N/S
McGrath	0	4	5	N/S	N/S
Nenana	4	13	23	N/S	77%
Sand Point	16	19	11	-31%	-42%
Skagway	0	0	0	N/S	N/S
St. Marys	0	43	26	N/S	-40%
St. Paul	18	11	17	-6%	55%
Tanana	0	2	1	N/S	N/S
Unalakleet	0	12	3	N/S	N/S
Yakutat	0	0	0	N/S	N/S
Total	38	212	243	539%	15%
1st District	0	3	0	N/S	N/S
2nd District	0	12	3	N/S	N/S
3rd District	34	30	28	-18%	-7%
4th District	4	167	212	N/S	27%

N/S - Numbers 10 or less are not compared statistically

**Superior Court Activity
Total Case Dispositions - Superior Court Trial Sites
FY 07 - FY 09**

Court	FY 07	FY 08	FY 09	Change	
				FY 07 to FY 09	FY 08 to FY 09
Anchorage	9,784	9,185	9,473	-3%	3%
Barrow	195	222	159	-18%	-28%
Bethel	738	761	687	-7%	-10%
Cordova	29	35	44	52%	26%
Craig	0	65	90	N/S	38%
Delta Junction	0	13	30	N/S	131%
Dillingham	138	214	198	43%	-7%
Fairbanks	2,723	2,816	2,786	2%	-1%
Glennallen	55	43	57	4%	33%
Homer	202	159	185	-8%	16%
Juneau	999	1,045	1,048	5%	0%
Kenai	1,197	1,011	1,011	-16%	0%
Ketchikan	624	586	564	-10%	-4%
Kodiak	280	304	292	4%	-4%
Kotzebue	324	369	310	-4%	-16%
Naknek	23	28	49	113%	75%
Nome	323	379	417	29%	10%
Palmer	1,601	1,642	1,934	21%	18%
Petersburg	75	68	75	0%	10%
Seward	63	98	75	19%	-23%
Sitka	276	234	182	-34%	-22%
Tok	0	5	25	N/S	N/S
Unalaska	104	78	54	-48%	-31%
Valdez	90	96	89	-1%	-7%
Wrangell	49	55	60	22%	9%
Sub-total	19,892	19,511	19,894	0%	2%
Superior Court Cases from Other Courts	28	128	238	750%	86%
Total	19,920	19,639	20,132	1%	3%
1st District	2,023	2,053	2,019	0%	-2%
2nd District	842	980	889	6%	-9%
3rd District	13,594	12,930	13,492	-1%	4%
4th District	3,461	3,676	3,732	8%	2%

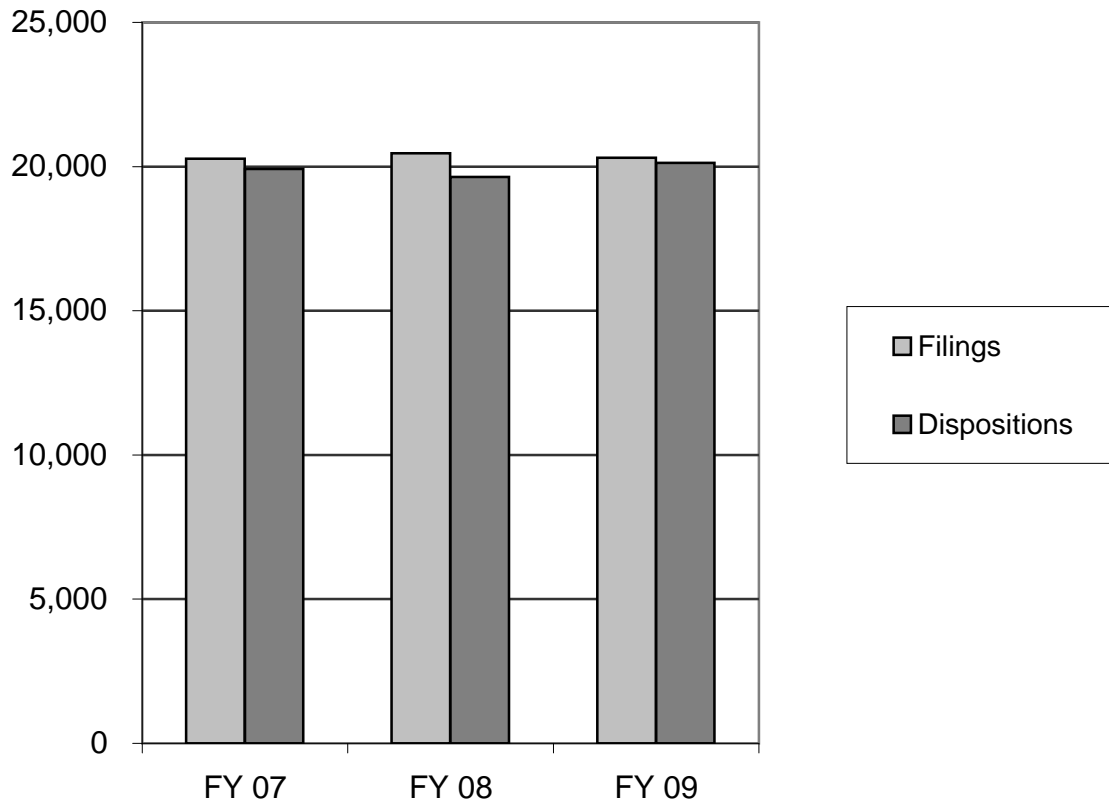
N/S - Numbers 10 or less are not compared statistically

**Superior Court Activity
Total Case Dispositions - Other Courts
FY 07 - FY 09**

Court	FY 07	FY 08	FY 09	Change	
				FY 07 to FY 09	FY 08 to FY 09
Angoon	0	0	0	N/S	N/S
Aniak	0	10	32	N/S	N/S
Chevak	0	8	44	N/S	N/S
Emmonak	0	3	18	N/S	N/S
Fort Yukon	0	14	14	N/S	0%
Galena	0	6	24	N/S	N/S
Haines	0	0	0	N/S	N/S
Healy	0	3	9	N/S	N/S
Hoonah	0	0	0	N/S	N/S
Kake	0	0	0	N/S	N/S
McGrath	0	3	5	N/S	N/S
Nenana	0	6	20	N/S	N/S
Sand Point	15	23	17	13%	-26%
Skagway	0	0	0	N/S	N/S
St. Marys	0	26	36	N/S	38%
St. Paul	13	14	14	8%	0%
Tanana	0	2	2	N/S	N/S
Unalakleet	0	10	3	N/S	N/S
Yakutat	0	0	0	N/S	N/S
Total	28	128	238	750%	86%
1st District	0	0	0	N/S	N/S
2nd District	0	10	3	N/S	N/S
3rd District	28	37	31	11%	-16%
4th District	0	81	204	N/S	152%

N/S - Numbers 10 or less are not compared statistically

**Superior Court Activity
Filing and Disposition Trends
FY 07 - FY 09**



<u>Category</u>	<u>FY 07</u>	<u>FY 08</u>	<u>FY 09</u>
Filings	20,268	20,466	20,303
Dispositions	19,920	19,639	20,132

Deliberately left blank

**Superior Court Activity
Clearance Rates - Superior Court Trial Sites
FY 08 & FY 09**

Court	Filings	Change from FY 08 Filings	Dispositions	Change from FY 08 Dispositions	Clearance Rates	
					FY 08	FY 09
Anchorage	9,587	0%	9,473	3%	96%	99%
Barrow	211	4%	159	-28%	109%	75%
Bethel	791	3%	687	-10%	99%	87%
Cordova	46	2%	44	26%	78%	96%
Craig	95	-7%	90	38%	64%	95%
Delta Junction	31	63%	30	131%	68%	97%
Dillingham	173	-24%	198	-7%	93%	115%
Fairbanks	2,740	1%	2,786	-1%	104%	102%
Glennallen	59	26%	57	33%	92%	97%
Homer	260	6%	185	16%	65%	71%
Juneau	1,022	-4%	1,048	0%	99%	103%
Kenai	989	-2%	1,011	0%	100%	102%
Ketchikan	529	-7%	564	-4%	104%	107%
Kodiak	310	-10%	292	-4%	89%	94%
Kotzebue	320	-5%	310	-16%	109%	97%
Naknek	48	-4%	49	75%	56%	102%
Nome	402	-3%	417	10%	92%	104%
Palmer	1,859	-1%	1,934	18%	88%	104%
Petersburg	73	6%	75	10%	99%	103%
Seward	75	-10%	75	-23%	118%	100%
Sitka	177	-25%	182	-22%	100%	103%
Tok	34	N/S	25	N/S	N/S	74%
Unalaska	61	-14%	54	-31%	110%	89%
Valdez	110	20%	89	-7%	104%	81%
Wrangell	58	4%	60	9%	98%	103%
Sub-total	20,060	-1%	19,894	2%	96%	99%
Superior Court Cases from Other Courts	243	15%	238	86%	60%	98%
Statewide Total	20,303	-1%	20,132	3%	96%	99%
1st District	1,954	-7%	2,019	-2%	98%	103%
2nd District	936	-3%	889	-9%	101%	95%
3rd District	13,605	-1%	13,492	4%	94%	99%
4th District	3,808	4%	3,732	2%	100%	98%

Clearance rate measures whether a court is keeping up with its incoming caseload. Courts aspire to clear (i.e., dispose of) at least as many cases as have been filed in a period by having a clearance rate of 100 percent or higher.

**Superior Court Activity
Clearance Rates - Other Courts
FY 08 & FY 09**

Court	Filings	Change from FY 08 Filings	Dispositions	Change from FY 08 Dispositions	Clearance Rates	
					FY 08	FY 09
Angoon	0	N/S	0	N/S	N/S	N/S
Aniak	34	70%	32	N/S	N/S	94%
Chevak	41	14%	44	N/S	N/S	107%
Emmonak	22	N/S	18	N/S	N/S	82%
Fort Yukon	22	5%	14	0%	67%	64%
Galena	29	107%	24	N/S	N/S	83%
Haines	0	N/S	0	N/S	N/S	N/S
Healy	9	N/S	9	N/S	N/S	N/S
Hoonah	0	N/S	0	N/S	N/S	N/S
Kake	0	N/S	0	N/S	N/S	N/S
McGrath	5	N/S	5	N/S	N/S	N/S
Nenana	23	77%	20	N/S	N/S	87%
Sand Point	11	-42%	17	-26%	121%	155%
Skagway	0	N/S	0	N/S	N/S	N/S
St. Marys	26	-40%	36	38%	61%	139%
St. Paul	17	55%	14	0%	127%	82%
Tanana	1	N/S	2	N/S	N/S	N/S
Unalakleet	3	N/S	3	N/S	N/S	N/S
Yakutat	0	N/S	0	N/S	N/S	N/S
Total	243	15%	238	86%	60%	98%
1st District	0	N/S	0	N/S	N/S	N/S
2nd District	3	N/S	3	N/S	N/S	N/S
3rd District	28	-7%	31	-16%	123%	111%
4th District	212	27%	204	152%	49%	96%

Clearance rate measures whether a court is keeping up with its incoming caseload. Courts aspire to clear (i.e., dispose of) at least as many cases as have been filed in a period by having a clearance rate of 100 percent or higher.

N/S Numbers 10 or less not statistically compared

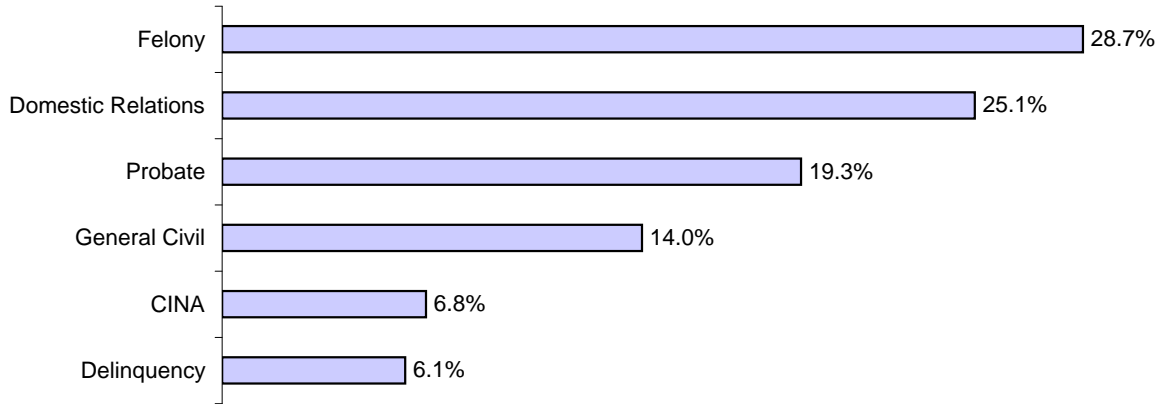
**Superior Court Activity
Filings by Case Type - Superior Court Trial Sites
FY 09**

Court	Felony	CINA	Delinquency	Domestic Relations	General Civil	Probate	Total
Anchorage	2,781	630	501	2,571	1,437	1,667	9,587
Barrow	56	9	33	49	25	39	211
Bethel	226	132	66	90	112	165	791
Cordova	18	1	2	9	5	11	46
Craig	40	0	10	22	15	8	95
Delta Junction	19	0	1	11	0	0	31
Dillingham	83	4	23	15	10	38	173
Fairbanks	650	184	115	746	321	724	2,740
Glennallen	13	11	3	21	7	4	59
Homer	47	7	15	64	49	78	260
Juneau	184	50	51	241	165	331	1,022
Kenai	271	46	62	269	159	182	989
Ketchikan	126	17	33	118	73	162	529
Kodiak	78	1	67	77	41	46	310
Kotzebue	144	50	33	52	15	26	320
Naknek	26	5	3	4	8	2	48
Nome	121	46	75	47	61	52	402
Palmer	557	177	68	531	245	281	1,859
Petersburg	13	0	13	16	13	18	73
Seward	39	0	0	19	7	10	75
Sitka	37	9	11	48	36	36	177
Tok	17	0	2	12	1	2	34
Unalaska	39	2	1	9	10	0	61
Valdez	31	2	7	32	14	24	110
Wrangell	9	0	14	17	3	15	58
Sub-total	5,625	1,383	1,209	5,090	2,832	3,921	20,060
Superior Court Cases from Other Courts	196	4	24	12	3	4	243
Statewide Total	5,821	1,387	1,233	5,102	2,835	3,925	20,303
% of Total	28.7	6.8	6.1	25.1	14.0	19.3	100.0
1st District	409	76	132	462	305	570	1,954
2nd District	324	105	141	148	101	117	936
3rd District	3,998	890	755	3,624	1,992	2,346	13,605
4th District	1,090	316	205	868	437	892	3,808

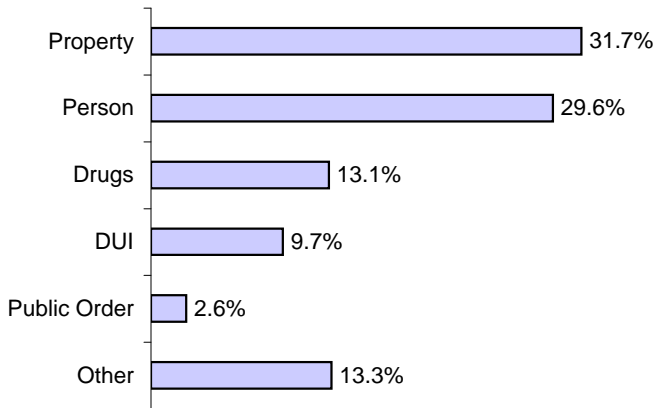
**Superior Court Activity
Filings by Case Type - Other Courts
FY 09**

Court	Felony	CINA	Delinquency	Domestic Relations	General Civil	Probate	Total
Angoon	0	0	0	0	0	0	0
Aniak	30	0	2	0	1	1	34
Chevak	39	0	1	1	0	0	41
Emmonak	21	0	0	1	0	0	22
Fort Yukon	19	0	3	0	0	0	22
Galena	19	0	10	0	0	0	29
Haines	0	0	0	0	0	0	0
Healy	3	0	0	6	0	0	9
Hoonah	0	0	0	0	0	0	0
Kake	0	0	0	0	0	0	0
McGrath	5	0	0	0	0	0	5
Nenana	17	0	4	1	1	0	23
Sand Point	6	0	2	1	0	2	11
Skagway	0	0	0	0	0	0	0
St. Marys	24	0	1	0	1	0	26
St. Paul	9	4	1	2	0	1	17
Tanana	1	0	0	0	0	0	1
Unalakleet	3	0	0	0	0	0	3
Yakutat	0	0	0	0	0	0	0
Total	196	4	24	12	3	4	243
% of Total	80.7	1.6	9.9	5.0	1.2	1.6	100.0
1st District	0	0	0	0	0	0	0
2nd District	3	0	0	0	0	0	3
3rd District	15	4	3	3	0	3	28
4th District	178	0	21	9	3	1	212

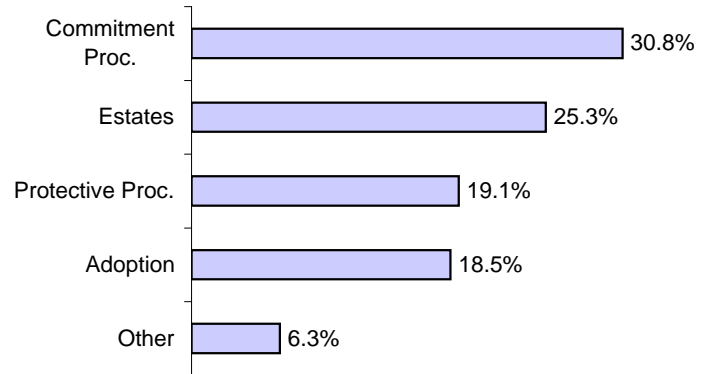
Superior Court Activity Composition of Filings FY 09



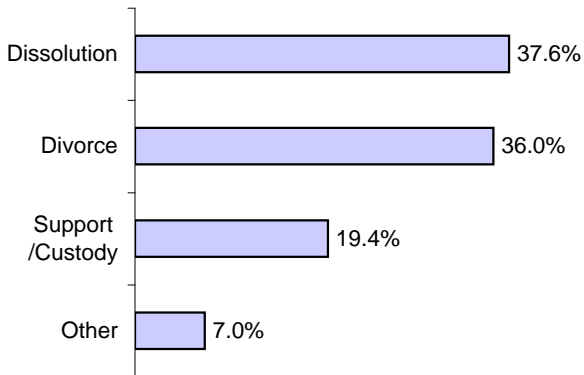
Felony Filings



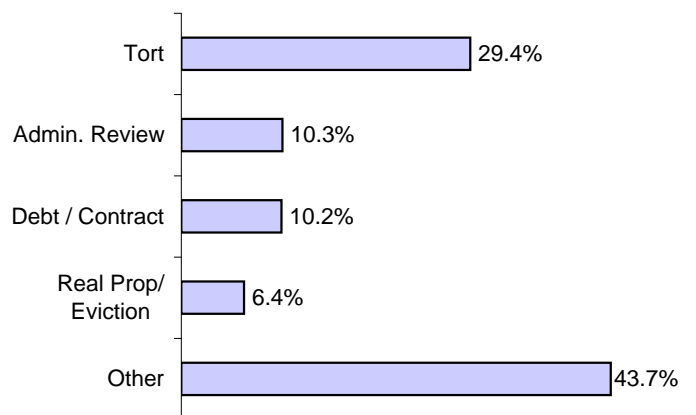
Probate Filings



Domestic Relations Filings

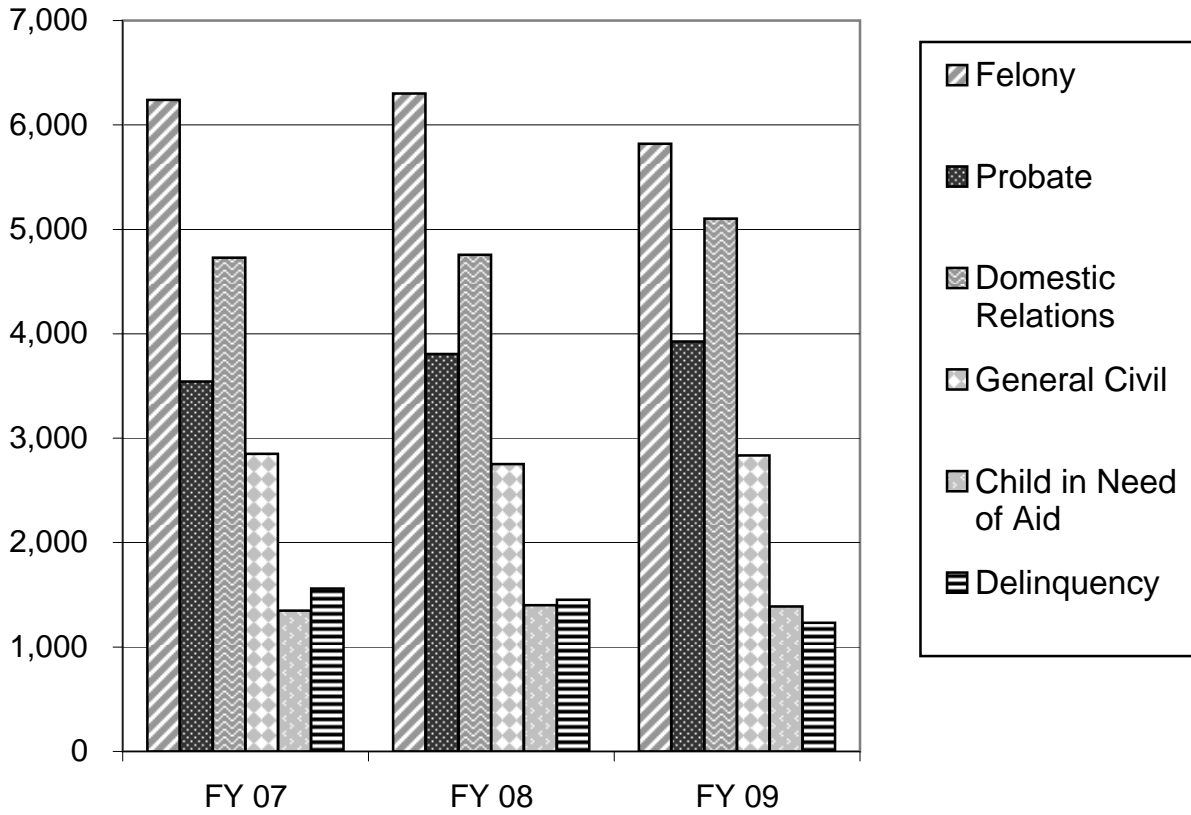


General Civil Filings



This chart analyzes the types of cases filed in superior court during FY09. Felony case filings are now the major case filing type comprising 28.7% of total case filings. Domestic relations cases are second with 25.1% of the filings.

Superior Court Activity Filing Trends by Case Type FY 07 - FY 09



<u>Filing Type</u>	<u>FY 07</u>	<u>FY 08</u>	<u>FY 09</u>	<u>FY 07 to FY 09 Change</u>	<u>FY 08 to FY 09 Change</u>
Felony	6,239	6,300	5,821	-7%	-8%
Probate	3,543	3,805	3,925	11%	3%
Domestic Relations	4,728	4,757	5,102	8%	7%
General Civil	2,850	2,751	2,835	-1%	3%
Child in Need of Aid	1,347	1,400	1,387	3%	-1%
Delinquency	1,561	1,453	1,233	-21%	-15%
Total	20,268	20,466	20,303	0%	-1%

**Superior Court Activity
Dispositions by Case Type - Superior Court Trial Sites
FY 09**

Court	Felony	CINA	Delinq.	Domestic Relations	General Civil	Probate	Total
Anchorage	2,799	697	480	2,585	1,420	1,492	9,473
Barrow	48	17	36	23	18	17	159
Bethel	244	69	65	88	101	120	687
Cordova	25	0	2	10	3	4	44
Craig	41	2	9	23	10	5	90
Delta Junction	17	0	4	9	0	0	30
Dillingham	84	16	29	14	13	42	198
Fairbanks	628	196	114	763	314	771	2,786
Glennallen	17	8	3	21	4	4	57
Homer	33	8	13	47	38	46	185
Juneau	200	65	65	217	166	335	1,048
Kenai	274	31	68	299	165	174	1,011
Ketchikan	132	13	36	126	77	180	564
Kodiak	84	3	62	65	29	49	292
Kotzebue	132	56	28	46	18	30	310
Naknek	27	4	2	5	7	4	49
Nome	130	33	65	54	68	67	417
Palmer	601	142	91	535	269	296	1,934
Petersburg	15	1	11	17	13	18	75
Seward	45	0	0	15	7	8	75
Sitka	44	2	13	48	40	35	182
Tok	12	0	2	8	2	1	25
Unalaska	32	0	6	11	5	0	54
Valdez	31	2	8	27	5	16	89
Wrangell	7	0	24	16	3	10	60
Sub-total	5,702	1,365	1,236	5,072	2,795	3,724	19,894
Superior Court Cases from Other Courts	186	6	23	9	10	4	238
Statewide Total	5,888	1,371	1,259	5,081	2,805	3,728	20,132
% of Total	29.3	6.8	6.3	25.2	13.9	18.5	100.0
1st District	439	83	158	447	309	583	2,019
2nd District	313	106	129	123	104	114	889
3rd District	4,075	911	768	3,635	1,965	2,138	13,492
4th District	1,061	271	204	876	427	893	3,732

**Superior Court Activity
Dispositions by Case Type - Other Courts
FY 08**

Court	Felony	CINA	Delinq.	Domestic Relations	General Civil	Probate	Total
Angoon	0	0	0	0	0	0	0
Aniak	25	1	2	1	2	1	32
Chevak	37	3	1	0	3	0	44
Emmonak	18	0	0	0	0	0	18
Fort Yukon	11	0	3	0	0	0	14
Galena	17	0	7	0	0	0	24
Haines	0	0	0	0	0	0	0
Healy	3	0	0	6	0	0	9
Hoonah	0	0	0	0	0	0	0
Kake	0	0	0	0	0	0	0
McGrath	4	0	0	0	1	0	5
Nenana	15	0	3	1	1	0	20
Sand Point	12	0	3	0	0	2	17
Skagway	0	0	0	0	0	0	0
St. Marys	28	2	3	0	3	0	36
St. Paul	11	0	1	1	0	1	14
Tanana	2	0	0	0	0	0	2
Unalakleet	3	0	0	0	0	0	3
Yakutat	0	0	0	0	0	0	0
Statewide Total	186	6	23	9	10	4	238
1st District	0	0	0	0	0	0	0
2nd District	3	0	0	0	0	0	3
3rd District	23	0	4	1	0	3	31
4th District	160	6	19	8	10	1	204

**Superior Court Activity
Felony Case Filings - Superior Court Trial Sites
FY 07 - FY 09**

Court	FY 07	FY 08	FY 09	Change	
				FY 07 to FY 09	FY 08 to FY 09
Anchorage	2,889	3,072	2,781	-4%	-9%
Barrow	66	62	56	-15%	-10%
Bethel	437	286	226	-48%	-21%
Cordova	14	20	18	29%	-10%
Craig	0	43	40	N/S	-7%
Delta Junction	0	11	19	N/S	73%
Dillingham	105	95	83	-21%	-13%
Fairbanks	675	598	650	-4%	9%
Glennallen	25	13	13	-48%	0%
Homer	98	63	47	-52%	-25%
Juneau	206	232	184	-11%	-21%
Kenai	334	267	271	-19%	1%
Ketchikan	181	129	126	-30%	-2%
Kodiak	92	80	78	-15%	-2%
Kotzebue	168	141	144	-14%	2%
Naknek	16	29	26	63%	-10%
Nome	136	147	121	-11%	-18%
Palmer	539	624	557	3%	-11%
Petersburg	11	20	13	18%	-35%
Seward	57	51	39	-32%	-24%
Sitka	56	62	37	-34%	-40%
Tok	0	4	17	N/S	N/S
Unalaska	63	48	39	-38%	-19%
Valdez	45	34	31	-31%	-9%
Wrangell	7	7	9	N/S	N/S
Sub-total	6,220	6,138	5,625	-10%	-8%
Felony Cases from Other Courts	19	162	196	932%	21%
Total	6,239	6,300	5,821	-7%	-8%
1st District	461	496	409	-11%	-18%
2nd District	370	362	324	-12%	-10%
3rd District	4,296	4,423	3,998	-7%	-10%
4th District	1,112	1,019	1,090	-2%	7%

N/S - Numbers 10 or less are not compared statistically

**Superior Court Activity
Felony Case Filings - Other Courts
FY 07 - FY 09**

Court	FY 07	FY 08	FY 09	Change	
				FY 07 to FY 09	FY 08 to FY 09
Angoon	0	0	0	N/S	N/S
Aniak	0	14	30	N/S	114%
Chevak	0	22	39	N/S	77%
Emmonak	0	8	21	N/S	N/S
Fort Yukon	0	13	19	N/S	46%
Galena	0	12	19	N/S	58%
Haines	0	3	0	N/S	N/S
Healy	0	5	3	N/S	N/S
Hoonah	0	0	0	N/S	N/S
Kake	0	0	0	N/S	N/S
McGrath	0	3	5	N/S	N/S
Nenana	0	12	17	N/S	42%
Sand Point	11	18	6	N/S	N/S
Skagway	0	0	0	N/S	N/S
St. Marys	0	29	24	N/S	-17%
St. Paul	8	9	9	N/S	N/S
Tanana	0	2	1	N/S	N/S
Unalakleet	0	12	3	N/S	N/S
Yakutat	0	0	0	N/S	N/S
Total	19	162	196	932%	21%
1st District	0	3	0	N/S	N/S
2nd District	0	12	3	N/S	N/S
3rd District	19	27	15	-21%	-44%
4th District	0	120	178	N/S	48%

N/S - Numbers 10 or less are not compared statistically

**Superior Court Activity
Felony Filings by Case Type - Superior Court Trial Sites
FY 09**

Court	Case Type											Total
	Person	Property	Drugs	Weapon	Public Order	DUI	Reckless Driving	Mtr Veh Other	Prot Ord Violation	Fish & Game	Other	
Anchorage	832	959	345	38	26	217	0	39	2	0	323	2,781
Barrow	22	13	8	0	5	3	0	3	0	0	2	56
Bethel	78	46	15	3	43	18	0	2	0	0	21	226
Cordova	7	3	6	0	1	1	0	0	0	0	0	18
Craig	8	13	7	2	0	6	0	1	0	0	3	40
Delta Junction	4	4	0	2	0	3	0	1	0	0	5	19
Dillingham	32	14	5	1	13	12	0	2	0	0	4	83
Fairbanks	144	203	108	6	7	81	0	31	1	0	69	650
Glennallen	6	6	0	0	0	1	0	0	0	0	0	13
Homer	10	14	4	1	0	11	0	3	0	0	4	47
Juneau	36	74	31	1	0	25	0	1	0	0	16	184
Kenai	72	64	53	2	1	43	0	12	0	0	24	271
Ketchikan	28	59	19	1	0	7	0	5	0	0	7	126
Kodiak	26	29	4	1	0	5	0	2	0	0	11	78
Kotzebue	68	46	0	1	19	2	0	2	0	6	0	144
Naknek	13	7	2	0	0	1	0	1	0	0	2	26
Nome	50	25	21	2	14	5	0	0	0	0	4	121
Palmer	136	166	106	11	3	94	0	13	0	0	28	557
Petersburg	3	3	1	0	0	3	0	1	0	0	2	13
Seward	9	8	8	0	0	8	0	2	0	0	4	39
Sitka	16	9	2	1	2	4	0	1	0	0	2	37
Tok	9	3	1	0	0	3	0	0	0	0	1	17
Unalaska	10	14	9	2	0	3	0	0	0	0	1	39
Valdez	11	9	4	3	1	2	0	0	0	0	1	31
Wrangell	0	7	0	0	0	1	0	0	0	0	1	9
Sub-total	1,630	1,798	759	78	135	559	0	122	3	6	535	5,625
Felony Cases from Other Courts	94	50	6	3	13	7	0	2	0	0	21	196
Total	1,724	1,848	765	81	148	566	0	124	3	6	556	5,821
% of Total	29.6	31.7	13.1	1.4	2.6	9.7	0.0	2.1	0.1	0.1	9.6	100.0
1st District	91	165	60	5	2	46	0	9	0	0	31	409
2nd District	141	85	29	3	38	11	0	5	0	6	6	324
3rd District	1,171	1,297	547	59	46	398	0	74	2	0	404	3,998
4th District	321	301	129	14	62	111	0	36	1	0	115	1,090

**Superior Court Activity
Felony Filings by Case Type - Other Courts
FY 09**

Court	Case Type											Total
	Person	Property	Drugs	Weapon	Public Order	DUI	Reckless Driving	Mtr Veh Other	Prot Ord Violation	Fish & Game	Other	
Angoon	0	0	0	0	0	0	0	0	0	0	0	0
Aniak	14	10	0	0	1	1	0	0	0	0	4	30
Chevak	21	9	0	1	3	1	0	0	0	0	4	39
Emmonak	13	2	0	0	3	0	0	0	0	0	3	21
Fort Yukon	12	5	0	0	0	0	0	0	0	0	2	19
Galena	11	3	0	0	1	2	0	1	0	0	1	19
Haines	0	0	0	0	0	0	0	0	0	0	0	0
Healy	0	1	1	0	0	0	0	0	0	0	1	3
Hoonah	0	0	0	0	0	0	0	0	0	0	0	0
Kake	0	0	0	0	0	0	0	0	0	0	0	0
McGrath	1	2	1	0	0	0	0	0	0	0	1	5
Nenana	7	7	3	0	0	0	0	0	0	0	0	17
Sand Point	1	2	1	0	0	0	0	0	0	0	2	6
Skagway	0	0	0	0	0	0	0	0	0	0	0	0
St. Marys	6	6	0	2	4	2	0	1	0	0	3	24
St. Paul	6	2	0	0	1	0	0	0	0	0	0	9
Tanana	1	0	0	0	0	0	0	0	0	0	0	1
Unalakleet	1	1	0	0	0	1	0	0	0	0	0	3
Yakutat	0	0	0	0	0	0	0	0	0	0	0	0
Total	94	50	6	3	13	7	0	2	0	0	21	196
% of Total	48.0	25.5	3.1	1.5	6.6	3.6	0.0	1.0	0.0	0.0	10.7	100.0
1st District	0	0	0	0	0	0	0	0	0	0	0	0
2nd District	1	1	0	0	0	1	0	0	0	0	0	3
3rd District	7	4	1	0	1	0	0	0	0	0	2	15
4th District	86	45	5	3	12	6	0	2	0	0	19	178

**Superior Court Activity
Felony Case Types
FY 09**

<p>Person</p> <ul style="list-style-type: none"> Homicide Assault Reckless Endangerment Kidnapping Custodial Interference Human Trafficking Sex Offenses Robbery Extortion Coercion 	<p>Public Order</p> <ul style="list-style-type: none"> Riot Disorderly Conduct Harassment Indecent Viewing or Photography Possess or Distribute Child Pornography Cruelty to Animals Recruiting Gang Members Gambling Alcohol Licensing Laws
<p>Property</p> <ul style="list-style-type: none"> Theft Burglary Criminal Trespass Vehicle Theft Arson Criminal Mischief Business and Commercial Offenses 	<p>Motor Vehicle DUI</p> <p>Motor Vehicle Reckless Driving</p> <p>Motor Vehicle Other</p> <p>Protection Order Violation</p> <p>Fish and Game</p>
<p>Drugs</p> <ul style="list-style-type: none"> Misconduct Involving a Controlled Substance Manufacture, Delivery or Possession of Imitation Controlled Substance 	<p>Other</p> <ul style="list-style-type: none"> Offenses against Public Administration Offenses against Family and Vulnerable Adults All other offenses, including cases in which a charging document was never filed
<p>Weapons</p> <ul style="list-style-type: none"> Misconduct Involving Weapons Criminal Possession of Explosives Unlawful Furnishing of Explosives 	

Criminal cases typically contain multiple charges. The Alaska Court System categorizes cases for reporting purposes based on the most serious charge.

In FY07 the Alaska Court System changed the way it categorizes criminal cases for annual reporting. The categories now conform to the National Center for State Courts' national model for caseload statistical reporting. This change is intended to make Alaska's statistics easier to compile, understand, and compare to those of other jurisdictions.

Deliberately left blank

**Superior Court Activity
Felony Case Dispositions - Superior Court Trial Sites
FY 07 - FY 09**

Court	FY 07	FY 08	FY 09	Change	
				FY 07 to FY 09	FY 08 to FY 09
Anchorage	2,543	2,946	2,799	10%	-5%
Barrow	55	81	48	-13%	-41%
Bethel	422	320	244	-42%	-24%
Cordova	15	15	25	67%	67%
Craig	0	25	41	N/S	64%
Delta Junction	0	8	17	N/S	N/S
Dillingham	67	101	84	25%	-17%
Fairbanks	707	640	628	-11%	-2%
Glennallen	26	17	17	-35%	0%
Homer	75	64	33	-56%	-48%
Juneau	194	211	200	3%	-5%
Kenai	321	305	274	-15%	-10%
Ketchikan	172	147	132	-23%	-10%
Kodiak	91	79	84	-8%	6%
Kotzebue	157	174	132	-16%	-24%
Naknek	14	17	27	93%	59%
Nome	128	138	130	2%	-6%
Palmer	456	546	601	32%	10%
Petersburg	18	21	15	-17%	-29%
Seward	36	66	45	25%	-32%
Sitka	56	42	44	-21%	5%
Tok	0	3	12	N/S	N/S
Unalaska	62	50	32	-48%	-36%
Valdez	38	33	31	-18%	-6%
Wrangell	9	5	7	N/S	N/S
Sub-total	5,662	6,054	5,702	1%	-6%
Felony Cases from Other Courts	15	111	186	1140%	68%
Total	5,677	6,165	5,888	4%	-4%
1st District	449	451	439	-2%	-3%
2nd District	340	403	313	-8%	-22%
3rd District	3,759	4,267	4,075	8%	-4%
4th District	1,129	1,044	1,061	-6%	2%

N/S - Numbers 10 or less are not compared statistically

**Superior Court Activity
Felony Case Dispositions - Other Courts
FY 07 - FY 09**

Court	FY 07	FY 08	FY 09	Change	
				FY 07 to FY 09	FY 08 to FY 09
Angoon	0	0	0	N/S	N/S
Aniak	0	10	25	N/S	N/S
Chevak	0	8	37	N/S	N/S
Emmonak	0	3	18	N/S	N/S
Fort Yukon	0	8	11	N/S	N/S
Galena	0	6	17	N/S	N/S
Haines	0	0	0	N/S	N/S
Healy	0	2	3	N/S	N/S
Hoonah	0	0	0	N/S	N/S
Kake	0	0	0	N/S	N/S
McGrath	0	3	4	N/S	N/S
Nenana	0	5	15	N/S	N/S
Sand Point	9	17	12	N/S	-29%
Skagway	0	0	0	N/S	N/S
St. Marys	0	26	28	N/S	8%
St. Paul	6	11	11	N/S	0%
Tanana	0	2	2	N/S	N/S
Unalakleet	0	10	3	N/S	N/S
Yakutat	0	0	0	N/S	N/S
Total	15	111	186	1140%	68%
1st District	0	0	0	N/S	N/S
2nd District	0	10	3	N/S	N/S
3rd District	15	28	23	53%	-18%
4th District	0	73	160	N/S	119%

N/S - Numbers 10 or less are not compared statistically

**Superior Court Activity
Felony Case Dispositions by Manner of Disposition - Superior Court Trial Sites
FY 09**

Court	Stage of Disposition									Total
	At / Before Arraignment		Between Arraignment and Trial			Court Trial		Jury Trial		
	Dismiss	Pled Guilty	Dismiss	Pled Guilty	Other	Guilty	Not Guilty	Guilty	Not Guilty	
Anchorage	172	3	566	1,981	5	0	0	59	13	2,799
Barrow	1	5	8	32	0	1	0	1	0	48
Bethel	1	27	84	105	24	0	0	3	0	244
Cordova	0	0	12	12	0	0	0	1	0	25
Craig	0	0	3	36	0	0	0	0	2	41
Delta Junction	2	0	2	12	1	0	0	0	0	17
Dillingham	0	0	15	32	37	0	0	0	0	84
Fairbanks	34	14	111	452	3	3	0	7	4	628
Glennallen	0	0	2	12	0	0	0	2	1	17
Homer	1	0	4	22	4	0	0	2	0	33
Juneau	0	0	32	158	2	0	0	6	2	200
Kenai	3	4	42	219	1	0	0	4	1	274
Ketchikan	1	0	35	83	3	0	0	8	2	132
Kodiak	0	0	18	10	55	0	0	1	0	84
Kotzebue	4	3	13	108	0	0	0	4	0	132
Naknek	0	0	4	10	13	0	0	0	0	27
Nome	0	3	21	102	1	0	0	2	1	130
Palmer	6	2	98	469	1	3	0	20	2	601
Petersburg	1	0	3	8	1	0	0	1	1	15
Seward	1	1	2	39	2	0	0	0	0	45
Sitka	0	0	12	30	1	0	0	1	0	44
Tok	0	0	3	9	0	0	0	0	0	12
Unalaska	0	0	7	10	14	0	0	0	1	32
Valdez	0	0	5	24	0	0	0	2	0	31
Wrangell	0	0	2	5	0	0	0	0	0	7
Sub-total	227	62	1,104	3,980	168	7	0	124	30	5,702
Felony Cases from Other Courts	4	5	54	107	14	0	0	1	1	186
Total	231	67	1,158	4,087	182	7	0	125	31	5,888
% of Total	3.9	1.1	19.7	69.5	3.1	0.1	-	2.1	0.5	100.0
1st District	2	0	87	320	7	0	0	16	7	439
2nd District	5	11	42	245	1	1	0	7	1	313
3rd District	183	10	782	2,850	138	3	0	91	18	4,075
4th District	41	46	247	672	36	3	0	11	5	1,061

**Superior Court Activity
Felony Case Dispositions by Manner of Disposition - Other Courts
FY 09**

Court	Stage of Disposition									Total
	At / Before Arraignment		Between Arraignment and Trial			Court Trial		Jury Trial		
	Dismiss	Pled Guilty	Dismiss	Pled Guilty	Other	Guilty	Not Guilty	Guilty	Not Guilty	
Angoon	0	0	0	0	0	0	0	0	0	0
Aniak	0	1	11	10	3	0	0	0	0	25
Chevak	0	2	10	21	3	0	0	1	0	37
Emmonak	0	0	9	9	0	0	0	0	0	18
Fort Yukon	2	0	3	6	0	0	0	0	0	11
Galena	1	0	2	13	0	0	0	0	1	17
Haines	0	0	0	0	0	0	0	0	0	0
Healy	1	0	0	2	0	0	0	0	0	3
Hoonah	0	0	0	0	0	0	0	0	0	0
Kake	0	0	0	0	0	0	0	0	0	0
McGrath	0	0	3	1	0	0	0	0	0	4
Nenana	0	0	2	13	0	0	0	0	0	15
Sand Point	0	0	4	8	0	0	0	0	0	12
Skagway	0	0	0	0	0	0	0	0	0	0
St. Marys	0	2	6	18	2	0	0	0	0	28
St. Paul	0	0	3	2	6	0	0	0	0	11
Tanana	0	0	1	1	0	0	0	0	0	2
Unalakleet	0	0	0	3	0	0	0	0	0	3
Yakutat	0	0	0	0	0	0	0	0	0	0
Total	4	5	54	107	14	0	0	1	1	186
% of Total	2.2	2.7	29.1	57.5	7.5	-	-	0.5	0.5	100.0
1st District	0	0	0	0	0	0	0	0	0	0
2nd District	0	0	0	3	0	0	0	0	0	3
3rd District	0	0	7	10	6	0	0	0	0	23
4th District	4	5	47	94	8	0	0	1	1	160

**Superior Court Activity
Probate Case Filings - Superior Court Trial Sites
FY 07 - FY 09**

Court	FY 07	FY 08	FY 09	Change	
				FY 07 to FY 09	FY 08 to FY 09
Anchorage	1,470	1,560	1,667	13%	7%
Barrow	33	38	39	18%	3%
Bethel	135	149	165	22%	11%
Cordova	10	6	11	N/S	N/S
Craig	0	6	8	N/S	N/S
Delta Junction	0	0	0	N/S	N/S
Dillingham	21	24	38	81%	58%
Fairbanks	651	692	724	11%	5%
Glennallen	8	3	4	N/S	N/S
Homer	66	81	78	18%	-4%
Juneau	297	328	331	11%	1%
Kenai	250	209	182	-27%	-13%
Ketchikan	140	156	162	16%	4%
Kodiak	51	60	46	-10%	-23%
Kotzebue	21	38	26	24%	-32%
Naknek	5	3	2	N/S	N/S
Nome	55	52	52	-5%	0%
Palmer	223	292	281	26%	-4%
Petersburg	9	14	18	N/S	29%
Seward	17	9	10	N/S	N/S
Sitka	50	55	36	-28%	-35%
Tok	0	0	2	N/S	N/S
Unalaska	2	2	0	N/S	N/S
Valdez	13	12	24	85%	100%
Wrangell	9	11	15	N/S	36%
Sub-total	3,536	3,800	3,921	11%	3%
Probate Cases from Other Courts	7	5	4	N/S	N/S
Total	3,543	3,805	3,925	11%	3%
1st District	505	570	570	13%	0%
2nd District	109	128	117	7%	-9%
3rd District	2,143	2,263	2,346	9%	4%
4th District	786	844	892	13%	6%

N/S - Numbers 10 or less are not compared statistically

**Superior Court Activity
Probate Case Filings - Other Courts
FY 07 - FY 09**

Court	FY 07	FY 08	FY 09	Change	
				FY 07 to FY 09	FY 08 to FY 09
Angoon	0	0	0	N/S	N/S
Aniak	0	2	1	N/S	N/S
Chevak	0	0	0	N/S	N/S
Emmonak	0	0	0	N/S	N/S
Fort Yukon	0	0	0	N/S	N/S
Galena	0	0	0	N/S	N/S
Haines	0	0	0	N/S	N/S
Healy	0	0	0	N/S	N/S
Hoonah	0	0	0	N/S	N/S
Kake	0	0	0	N/S	N/S
McGrath	0	0	0	N/S	N/S
Nenana	0	1	0	N/S	N/S
Sand Point	3	0	2	N/S	N/S
Skagway	0	0	0	N/S	N/S
St. Marys	0	0	0	N/S	N/S
St. Paul	4	2	1	N/S	N/S
Tanana	0	0	0	N/S	N/S
Unalakleet	0	0	0	N/S	N/S
Yakutat	0	0	0	N/S	N/S
Total	7	5	4	N/S	N/S
1st District	0	0	0	N/S	N/S
2nd District	0	0	0	N/S	N/S
3rd District	7	2	3	N/S	N/S
4th District	0	3	1	N/S	N/S

N/S - Numbers 10 or less are not compared statistically

**Superior Court Activity
Probate Filings by Case Type - Superior Court Trial Sites
FY 09**

Court	Case Type						Total
	Adoptions	Estates	Commitment Proceedings	¹ Protective Proceedings	² Minor Proceedings	Other	
Anchorage	388	460	315	383	74	47	1,667
Barrow	3	8	18	10	0	0	39
Bethel	6	16	101	24	18	0	165
Cordova	0	6	0	5	0	0	11
Craig	0	3	1	2	2	0	8
Delta Junction	0	0	0	0	0	0	0
Dillingham	5	5	10	6	0	12	38
Fairbanks	125	136	371	75	7	10	724
Glennallen	4	0	0	0	0	0	4
Homer	3	16	22	4	5	28	78
Juneau	39	58	169	53	12	0	331
Kenai	40	80	26	35	1	0	182
Ketchikan	15	36	83	22	6	0	162
Kodiak	13	16	3	11	1	2	46
Kotzebue	7	2	12	5	0	0	26
Naknek	1	0	0	0	0	1	2
Nome	8	8	24	9	3	0	52
Palmer	59	103	18	85	16	0	281
Petersburg	2	5	10	0	0	1	18
Seward	0	0	2	7	0	1	10
Sitka	0	19	9	8	0	0	36
Tok	0	0	0	1	1	0	2
Unalaska	0	0	0	0	0	0	0
Valdez	8	10	2	4	0	0	24
Wrangell	1	5	8	1	0	0	15
Sub-total	727	992	1,204	750	146	102	3,921
Probate Cases from District and	0	0	3	1	0	0	4
Total	727	992	1,207	751	146	102	3,925
% of Total	18.5	25.3	30.8	19.1	3.7	2.6	100.0
1st District	57	126	280	86	20	1	570
2nd District	18	18	54	24	3	0	117
3rd District	521	696	401	540	97	91	2,346
4th District	131	152	472	101	26	10	892

¹ Guardianships, conservatorships, etc.

² Minor Settlements, emancipations, etc.

**Superior Court Activity
Probate Filings by Case Type - Other Courts
FY 09**

Court	Case Type						Total
	Adoptions	Estates	Commitment Proceedings	¹ Protective Proceedings	² Minor Proceedings	Other	
Angoon	0	0	0	0	0	0	0
Aniak	0	0	0	1	0	0	1
Chevak	0	0	0	0	0	0	0
Emmonak	0	0	0	0	0	0	0
Fort Yukon	0	0	0	0	0	0	0
Galena	0	0	0	0	0	0	0
Haines	0	0	0	0	0	0	0
Healy	0	0	0	0	0	0	0
Hoonah	0	0	0	0	0	0	0
Kake	0	0	0	0	0	0	0
McGrath	0	0	0	0	0	0	0
Nenana	0	0	0	0	0	0	0
Sand Point	0	0	2	0	0	0	2
Skagway	0	0	0	0	0	0	0
St. Marys	0	0	0	0	0	0	0
St. Paul	0	0	1	0	0	0	1
Tanana	0	0	0	0	0	0	0
Unalakleet	0	0	0	0	0	0	0
Yakutat	0	0	0	0	0	0	0
Total	0	0	3	1	0	0	4
% of Total	-	-	75.0	25.0	-	-	100.0
1st District	0	0	0	0	0	0	0
2nd District	0	0	0	0	0	0	0
3rd District	0	0	3	0	0	0	3
4th District	0	0	0	1	0	0	1

¹ Guardianships, conservatorships, etc.

² Minor Settlements, emancipations, etc.

**Superior Court Activity
Probate Case Dispositions - Superior Court Trial Sites
FY 07 - FY 09**

Court	FY 07	FY 08	FY 09	Change	
				FY 07 to FY 09	FY 08 to FY 09
Anchorage	2,492	1,579	1,492	-40%	-6%
Barrow	36	28	17	-53%	-39%
Bethel	80	171	120	50%	-30%
Cordova	4	4	4	N/S	N/S
Craig	0	2	5	N/S	N/S
Delta Junction	0	0	0	N/S	N/S
Dillingham	17	13	42	147%	223%
Fairbanks	664	683	771	16%	13%
Glennallen	6	2	4	N/S	N/S
Homer	25	26	46	84%	77%
Juneau	282	327	335	19%	2%
Kenai	266	186	174	-35%	-6%
Ketchikan	136	154	180	32%	17%
Kodiak	46	33	49	7%	48%
Kotzebue	23	40	30	30%	-25%
Naknek	0	0	4	N/S	N/S
Nome	51	51	67	31%	31%
Palmer	176	215	296	68%	38%
Petersburg	11	15	18	64%	20%
Seward	9	7	8	N/S	N/S
Sitka	56	71	35	-37%	-51%
Tok	0	0	1	N/S	N/S
Unalaska	2	2	0	N/S	N/S
Valdez	7	6	16	N/S	N/S
Wrangell	12	13	10	N/S	N/S
Sub-total	4,401	3,628	3,724	-15%	3%
Probate Cases from Other Courts	7	4	4	N/S	N/S
Total	4,408	3,632	3,728	-15%	3%
1st District	497	582	583	17%	0%
2nd District	110	119	114	4%	-4%
3rd District	3,057	2,077	2,138	-30%	3%
4th District	744	854	893	20%	5%

N/S - Numbers 10 or less are not compared statistically

**Superior Court Activity
Probate Case Dispositions - Other Courts
FY 07 - FY 09**

Court	FY 07	FY 08	FY 09	Change	
				FY 07 to FY 09	FY 08 to FY 09
Angoon	0	0	0	N/S	N/S
Aniak	0	0	1	N/S	N/S
Chevak	0	0	0	N/S	N/S
Emmonak	0	0	0	N/S	N/S
Fort Yukon	0	0	0	N/S	N/S
Galena	0	0	0	N/S	N/S
Haines	0	0	0	N/S	N/S
Healy	0	0	0	N/S	N/S
Hoonah	0	0	0	N/S	N/S
Kake	0	0	0	N/S	N/S
McGrath	0	0	0	N/S	N/S
Nenana	0	0	0	N/S	N/S
Sand Point	3	2	2	N/S	N/S
Skagway	0	0	0	N/S	N/S
St. Marys	0	0	0	N/S	N/S
St. Paul	4	2	1	N/S	N/S
Tanana	0	0	0	N/S	N/S
Unalakleet	0	0	0	N/S	N/S
Yakutat	0	0	0	N/S	N/S
Total	7	4	4	N/S	N/S
1st District	0	0	0	N/S	N/S
2nd District	0	0	0	N/S	N/S
3rd District	7	4	3	N/S	N/S
4th District	0	0	1	N/S	N/S

N/S - Numbers 10 or less are not compared statistically

**Superior Court Activity
Domestic Relations Case Filings - Superior Court Trial Sites
FY 07 - FY 09**

Court	FY 07	FY 08	FY 09	Change	
				FY 07 to FY 09	FY 08 to FY 09
Anchorage	2,246	2,369	2,571	14%	9%
Barrow	20	31	49	145%	58%
Bethel	66	60	90	36%	50%
Cordova	5	9	9	N/S	N/S
Craig	0	21	22	N/S	5%
Delta Junction	18	4	11	-39%	N/S
Dillingham	33	22	15	-55%	-32%
Fairbanks	857	830	746	-13%	-10%
Glennallen	7	15	21	N/S	40%
Homer	59	41	64	8%	56%
Juneau	203	202	241	19%	19%
Kenai	268	247	269	0%	9%
Ketchikan	132	133	118	-11%	-11%
Kodiak	81	77	77	-5%	0%
Kotzebue	27	56	52	93%	-7%
Naknek	3	1	4	N/S	N/S
Nome	43	37	47	9%	27%
Palmer	484	467	531	10%	14%
Petersburg	21	16	16	-24%	0%
Seward	18	19	19	6%	0%
Sitka	67	50	48	-28%	-4%
Tok	0	3	12	N/S	N/S
Unalaska	22	13	9	N/S	N/S
Valdez	27	17	32	19%	88%
Wrangell	15	14	17	13%	21%
Sub-total	4,722	4,754	5,090	8%	7%
Domestic Relations Cases from Other Courts	6	3	12	N/S	N/S
Total	4,728	4,757	5,102	8%	7%
1st District	438	436	462	5%	6%
2nd District	90	124	148	64%	19%
3rd District	3,255	3,297	3,624	11%	10%
4th District	945	900	868	-8%	-4%

N/S - Numbers 10 or less are not compared statistically

**Superior Court Activity
Domestic Relations Case Filings - Other Courts
FY 07 - FY 09**

Court	FY 07	FY 08	FY 09	Change	
				FY 07 to FY 09	FY 08 to FY 09
Angoon	0	0	0	N/S	N/S
Aniak	0	1	0	N/S	N/S
Chevak	0	0	1	N/S	N/S
Emmonak	0	0	1	N/S	N/S
Fort Yukon	0	0	0	N/S	N/S
Galena	0	0	0	N/S	N/S
Haines	0	0	0	N/S	N/S
Healy	0	1	6	N/S	N/S
Hoonah	0	0	0	N/S	N/S
Kake	0	0	0	N/S	N/S
McGrath	0	0	0	N/S	N/S
Nenana	4	0	1	N/S	N/S
Sand Point	0	0	1	N/S	N/S
Skagway	0	0	0	N/S	N/S
St. Marys	0	1	0	N/S	N/S
St. Paul	2	0	2	N/S	N/S
Tanana	0	0	0	N/S	N/S
Unalakleet	0	0	0	N/S	N/S
Yakutat	0	0	0	N/S	N/S
Total	6	3	12	N/S	N/S
1st District	0	0	0	N/S	N/S
2nd District	0	0	0	N/S	N/S
3rd District	2	0	3	N/S	N/S
4th District	4	3	9	N/S	N/S

N/S - Numbers 10 or less are not compared statistically

**Superior Court Activity
Domestic Relations Filings by Case Type - Superior Court Trial Sites
FY 09**

Court	Case Type				Total
	Divorce	Dissolution	Support / Custody	Other	
Anchorage	928	958	522	163	2,571
Barrow	7	12	13	17	49
Bethel	21	22	11	36	90
Cordova	3	5	1	0	9
Craig	9	8	4	1	22
Delta Junction	0	11	0	0	11
Dillingham	8	5	2	0	15
Fairbanks	332	258	117	39	746
Glennallen	3	8	4	6	21
Homer	22	24	13	5	64
Juneau	86	96	57	2	241
Kenai	83	136	50	0	269
Ketchikan	40	45	31	2	118
Kodiak	30	37	10	0	77
Kotzebue	6	4	14	28	52
Naknek	0	4	0	0	4
Nome	12	5	10	20	47
Palmer	210	201	91	29	531
Petersburg	2	10	3	1	16
Seward	4	10	5	0	19
Sitka	15	16	16	1	48
Tok	1	4	1	6	12
Unalaska	1	6	2	0	9
Valdez	10	20	2	0	32
Wrangell	4	4	9	0	17
Sub-total	1,837	1,909	988	356	5,090
Domestic Relations Cases from Other Courts	2	10	0	0	12
Total	1,839	1,919	988	356	5,102
% of Total	36.0	37.6	19.4	7.0	100.0
1st District	156	179	120	7	462
2nd District	25	21	37	65	148
3rd District	1,303	1,416	702	203	3,624
4th District	355	303	129	81	868

**Superior Court Activity
Domestic Relations Filings by Case Type - Other Courts
FY 09**

Court	Case Type				Total
	Divorce	Dissolution	Support / Custody	Other	
Angoon	0	0	0	0	0
Aniak	0	0	0	0	0
Chevak	0	1	0	0	1
Emmonak	1	0	0	0	1
Fort Yukon	0	0	0	0	0
Galena	0	0	0	0	0
Haines	0	0	0	0	0
Healy	0	6	0	0	6
Hoonah	0	0	0	0	0
Kake	0	0	0	0	0
McGrath	0	0	0	0	0
Nenana	0	1	0	0	1
Sand Point	0	1	0	0	1
Skagway	0	0	0	0	0
St. Marys	0	0	0	0	0
St. Paul	1	1	0	0	2
Tanana	0	0	0	0	0
Unalakleet	0	0	0	0	0
Yakutat	0	0	0	0	0
Total	2	10	0	0	12
% of Total	16.7	83.3	0.0	0.0	100.0
1st District	0	0	0	0	0
2nd District	0	0	0	0	0
3rd District	1	2	0	0	3
4th District	1	8	0	0	9

**Superior Court Activity
Domestic Relations Case Dispositions - Superior Court Trial Sites
FY 07 - FY 09**

Court	FY 07	FY 08	FY 09	Change	
				FY 07 to FY 09	FY 08 to FY 09
Anchorage	2,358	2,232	2,585	10%	16%
Barrow	14	35	23	64%	-34%
Bethel	68	42	88	29%	110%
Cordova	4	7	10	N/S	N/S
Craig	0	8	23	N/S	N/S
Delta Junction	0	4	9	N/S	N/S
Dillingham	20	29	14	-30%	-52%
Fairbanks	783	841	763	-3%	-9%
Glennallen	7	10	21	N/S	N/S
Homer	58	32	47	-19%	47%
Juneau	226	194	217	-4%	12%
Kenai	274	233	299	9%	28%
Ketchikan	151	134	126	-17%	-6%
Kodiak	69	70	65	-6%	-7%
Kotzebue	27	43	46	70%	7%
Naknek	4	1	5	N/S	N/S
Nome	27	41	54	100%	32%
Palmer	485	463	535	10%	16%
Petersburg	19	13	17	-11%	31%
Seward	13	23	15	15%	-35%
Sitka	58	57	48	-17%	-16%
Tok	0	2	8	N/S	N/S
Unalaska	19	20	11	-42%	-45%
Valdez	19	22	27	42%	23%
Wrangell	12	13	16	33%	23%
Sub-total	4,715	4,569	5,072	8%	11%
Domestic Relations Cases from Other Courts	2	2	9	N/S	N/S
Total	4,717	4,571	5,081	8%	11%
1st District	466	419	447	-4%	7%
2nd District	68	119	123	81%	3%
3rd District	3,332	3,143	3,635	9%	16%
4th District	851	890	876	3%	-2%

N/S - Numbers 10 or less are not compared statistically

**Superior Court Activity
Domestic Relations Case Dispositions - Other Courts
FY 07 - FY 09**

Court	FY 07	FY 08	FY 09	Change	
				FY 07 to FY 09	FY 08 to FY 09
Angoon	0	0	0	N/S	N/S
Aniak	0	0	1	N/S	N/S
Chevak	0	0	0	N/S	N/S
Emmonak	0	0	0	N/S	N/S
Fort Yukon	0	0	0	N/S	N/S
Galena	0	0	0	N/S	N/S
Haines	0	0	0	N/S	N/S
Healy	0	0	6	N/S	N/S
Hoonah	0	0	0	N/S	N/S
Kake	0	0	0	N/S	N/S
McGrath	0	0	0	N/S	N/S
Nenana	0	1	1	N/S	N/S
Sand Point	0	0	0	N/S	N/S
Skagway	0	0	0	N/S	N/S
St. Marys	0	0	0	N/S	N/S
St. Paul	2	1	1	N/S	N/S
Tanana	0	0	0	N/S	N/S
Unalakleet	0	0	0	N/S	N/S
Yakutat	0	0	0	N/S	N/S
Total	2	2	9	N/S	N/S
1st District	0	0	0	N/S	N/S
2nd District	0	0	0	N/S	N/S
3rd District	2	1	1	N/S	N/S
4th District	0	1	8	N/S	N/S

N/S - Numbers 10 or less are not compared statistically

**Superior Court Activity
Domestic Relations Case Dispositions by Manner of Disposition -
Superior Court Trial Sites
FY 09**

Court	Stage of Disposition				Total
	Dismissed	Diss./Div. Hearing	Trial	Other	
Anchorage	436	1,625	273	251	2,585
Barrow	5	8	2	8	23
Bethel	16	30	1	41	88
Cordova	0	7	1	2	10
Craig	2	13	5	3	23
Delta Junction	2	7	0	0	9
Dillingham	0	10	0	4	14
Fairbanks	134	518	36	75	763
Glennallen	5	12	1	3	21
Homer	5	31	0	11	47
Juneau	36	142	8	31	217
Kenai	27	187	0	85	299
Ketchikan	23	86	0	17	126
Kodiak	10	52	0	3	65
Kotzebue	10	10	4	22	46
Naknek	0	4	0	1	5
Nome	7	24	5	18	54
Palmer	77	326	41	91	535
Petersburg	2	9	1	5	17
Seward	3	11	0	1	15
Sitka	9	30	3	6	48
Tok	2	3	0	3	8
Unalaska	2	6	1	2	11
Valdez	4	21	0	2	27
Wrangell	2	7	0	7	16
Sub-total	819	3,179	382	692	5,072
Domestic Relations Cases from Other Courts	3	6	0	0	9
Total	822	3,185	382	692	5,081
% of Total	16.2	62.7	7.5	13.6	100.0
1st District	74	287	17	69	447
2nd District	22	42	11	48	123
3rd District	569	2,293	317	456	3,635
4th District	157	563	37	119	876

**Superior Court Activity
Domestic Relations Case Dispositions by Manner of Disposition -
Other Courts
FY 09**

Court	Stage of Disposition				Total
	Dismissed	Diss./Div. Hearing	Trial	Other	
Angoon	0	0	0	0	0
Aniak	1	0	0	0	1
Chevak	0	0	0	0	0
Emmonak	0	0	0	0	0
Fort Yukon	0	0	0	0	0
Galena	0	0	0	0	0
Haines	0	0	0	0	0
Healy	2	4	0	0	6
Hoonah	0	0	0	0	0
Kake	0	0	0	0	0
McGrath	0	0	0	0	0
Nenana	0	1	0	0	1
Sand Point	0	0	0	0	0
Skagway	0	0	0	0	0
St. Marys	0	0	0	0	0
St. Paul	0	1	0	0	1
Tanana	0	0	0	0	0
Unalakleet	0	0	0	0	0
Yakutat	0	0	0	0	0
Total	3	6	0	0	9
% of Total	33.3	66.7	0.0	0.0	100.0
1st District	0	0	0	0	0
2nd District	0	0	0	0	0
3rd District	0	1	0	0	1
4th District	3	5	0	0	8

**Superior Court Activity
General Civil Case Filings - Superior Court Trial Sites
FY 07 - FY 09**

Court	FY 07	FY 08	FY 09	Change	
				FY 07 to FY 09	FY 08 to FY 09
Anchorage	1,437	1,464	1,437	0%	-2%
Barrow	25	16	25	0%	56%
Bethel	115	85	112	-3%	32%
Cordova	2	2	5	N/S	N/S
Craig	0	4	15	N/S	N/S
Delta Junction	0	0	0	N/S	N/S
Dillingham	19	31	10	N/S	N/S
Fairbanks	342	301	321	-6%	7%
Glennallen	5	9	7	N/S	N/S
Homer	41	37	49	20%	32%
Juneau	166	155	165	-1%	6%
Kenai	138	139	159	15%	14%
Ketchikan	66	83	73	11%	-12%
Kodiak	41	37	41	0%	11%
Kotzebue	53	19	15	-72%	-21%
Naknek	5	9	8	N/S	N/S
Nome	45	35	61	36%	74%
Palmer	240	242	245	2%	1%
Petersburg	10	11	13	N/S	18%
Seward	6	4	7	N/S	N/S
Sitka	50	39	36	-28%	-8%
Tok	1	1	1	N/S	N/S
Unalaska	16	1	10	N/S	N/S
Valdez	14	11	14	0%	27%
Wrangell	11	8	3	N/S	N/S
Sub-total	2,848	2,743	2,832	-1%	3%
General Civil Cases from Other Courts	2	8	3	N/S	N/S
Total	2,850	2,751	2,835	-1%	3%
1st District	303	300	305	1%	2%
2nd District	123	70	101	-18%	44%
3rd District	1,966	1,987	1,992	1%	0%
4th District	458	394	437	-5%	11%

N/S - Numbers 10 or less are not compared statistically

**Superior Court Activity
General Civil Case Filings - Other Courts
FY 07 - FY 09**

Court	FY 07	FY 08	FY 09	Change	
				FY 07 to FY 09	FY 08 to FY 09
Angoon	0	0	0	N/S	N/S
Aniak	0	3	1	N/S	N/S
Chevak	0	3	0	N/S	N/S
Emmonak	0	0	0	N/S	N/S
Fort Yukon	0	0	0	N/S	N/S
Galena	0	0	0	N/S	N/S
Haines	0	0	0	N/S	N/S
Healy	0	0	0	N/S	N/S
Hoonah	0	0	0	N/S	N/S
Kake	0	0	0	N/S	N/S
McGrath	0	1	0	N/S	N/S
Nenana	0	0	1	N/S	N/S
Sand Point	1	1	0	N/S	N/S
Skagway	0	0	0	N/S	N/S
St. Marys	0	0	1	N/S	N/S
St. Paul	1	0	0	N/S	N/S
Tanana	0	0	0	N/S	N/S
Unalakleet	0	0	0	N/S	N/S
Yakutat	0	0	0	N/S	N/S
Total	2	8	3	N/S	N/S
1st District	0	0	0	N/S	N/S
2nd District	0	0	0	N/S	N/S
3rd District	2	1	0	N/S	N/S
4th District	0	7	3	N/S	N/S

N/S - Numbers 10 or less are not compared statistically

**Superior Court Activity
General Civil Filings by Case Type - Superior Court Trial Sites
FY 09**

Court	Case Type					Total
	Admin. Review	Debt/ Contract	Tort	Real Prop/ Eviction	Other	
Anchorage	158	169	503	70	537	1,437
Barrow	0	4	6	2	13	25
Bethel	2	5	43	0	62	112
Cordova	1	0	1	0	3	5
Craig	0	1	1	0	13	15
Delta Junction	0	0	0	0	0	0
Dillingham	1	1	1	1	6	10
Fairbanks	31	42	87	27	134	321
Glennallen	2	1	0	2	2	7
Homer	11	5	4	2	27	49
Juneau	20	13	34	14	84	165
Kenai	24	3	39	10	83	159
Ketchikan	5	9	16	6	37	73
Kodiak	0	5	8	3	25	41
Kotzebue	1	2	3	1	8	15
Naknek	0	3	0	2	3	8
Nome	2	1	5	5	48	61
Palmer	29	15	66	29	106	245
Petersburg	0	1	2	1	9	13
Seward	3	0	0	0	4	7
Sitka	1	6	9	4	16	36
Tok	0	0	0	0	1	1
Unalaska	0	2	0	1	7	10
Valdez	1	0	5	1	7	14
Wrangell	0	0	0	1	2	3
Sub-total	292	288	833	182	1,237	2,832
General Civil Cases from Other Courts	0	0	1	0	2	3
Total	292	288	834	182	1,239	2,835
% of Total	10.3	10.2	29.4	6.4	43.7	100.0
1st District	26	30	62	26	161	305
2nd District	3	7	14	8	69	101
3rd District	230	204	627	121	810	1,992
4th District	33	47	131	27	199	437

**Superior Court Activity
General Civil Filings by Case Type - Other Courts
FY 09**

Court	Case Type					Total
	Admin. Review	Debt/ Contract	Tort	Real Prop/ Eviction	Other	
Angoon	0	0	0	0	0	0
Aniak	0	0	0	0	1	1
Chevak	0	0	0	0	0	0
Emmonak	0	0	0	0	0	0
Fort Yukon	0	0	0	0	0	0
Galena	0	0	0	0	0	0
Haines	0	0	0	0	0	0
Healy	0	0	0	0	0	0
Hoonah	0	0	0	0	0	0
Kake	0	0	0	0	0	0
McGrath	0	0	0	0	0	0
Nenana	0	0	1	0	0	1
Sand Point	0	0	0	0	0	0
Skagway	0	0	0	0	0	0
St. Marys	0	0	0	0	1	1
St. Paul	0	0	0	0	0	0
Tanana	0	0	0	0	0	0
Unalakleet	0	0	0	0	0	0
Yakutat	0	0	0	0	0	0
Total	0	0	1	0	2	3
% of Total	0.0	0.0	33.3	0.0	66.7	100.0
1st District	0	0	0	0	0	0
2nd District	0	0	0	0	0	0
3rd District	0	0	0	0	0	0
4th District	0	0	1	0	2	3

**Superior Courts
General Civil Case Types
FY 09**

Administrative Review

Administrative Appeal
Appeal from District Court
Petition for Review

Debt / Contract

Debt - General
Other Contract

Tort

Personal Injury - Auto
Personal Injury - Other
Wrongful Death
Property Damage - Auto
Property Damage - Other
Medical Malpractice
Legal Malpractice
Other Malpractice

Eviction/Real Property

Foreclosure
Quiet Title
Condemnation
Forcible Entry and Detainer
Real Estate Matter

Other

Change of Name	Coroner
Election Contest or Recount Appeal	Order to Show Cause
Injunctive Relief	Contempt
Application for Post-Conviction Relief	Other
Habeas Corpus	
Registration of Foreign Judgment	

Deliberately left blank

**Superior Court Activity
General Civil Case Dispositions - Superior Court Trial Sites
FY 07 - FY 09**

Court	FY 07	FY 08	FY 09	Change	
				FY 07 to FY 09	FY 08 to FY 09
Anchorage	1,680	1,450	1,420	-15%	-2%
Barrow	29	21	18	-38%	-14%
Bethel	93	105	101	9%	-4%
Cordova	1	2	3	N/S	N/S
Craig	0	4	10	N/S	N/S
Delta Junction	0	0	0	N/S	N/S
Dillingham	11	27	13	18%	-52%
Fairbanks	328	327	314	-4%	-4%
Glennallen	5	8	4	N/S	N/S
Homer	29	26	38	31%	46%
Juneau	160	168	166	4%	-1%
Kenai	183	120	165	-10%	38%
Ketchikan	81	78	77	-5%	-1%
Kodiak	26	36	29	12%	-19%
Kotzebue	40	38	18	-55%	-53%
Naknek	4	8	7	N/S	N/S
Nome	35	42	68	94%	62%
Palmer	270	237	269	0%	14%
Petersburg	11	8	13	18%	N/S
Seward	5	2	7	N/S	N/S
Sitka	50	39	40	-20%	3%
Tok	0	0	2	N/S	N/S
Unalaska	15	5	5	N/S	N/S
Valdez	16	15	5	N/S	N/S
Wrangell	9	12	3	N/S	N/S
Sub-total	3,081	2,778	2,795	-9%	1%
General Civil Cases from Other Courts	2	2	10	N/S	N/S
Total	3,083	2,780	2,805	-9%	1%
1st District	311	309	309	-1%	0%
2nd District	104	101	104	0%	3%
3rd District	2,247	1,937	1,965	-13%	1%
4th District	421	433	427	1%	-1%

N/S - Numbers 10 or less are not compared statistically

**Superior Court Activity
General Civil Case Dispositions - Other Courts
FY 07 - FY 09**

Court	FY 07	FY 08	FY 09	Change	
				FY 07 to FY 09	FY 08 to FY 09
Angoon	0	0	0	N/S	N/S
Aniak	0	0	2	N/S	N/S
Chevak	0	0	3	N/S	N/S
Emmonak	0	0	0	N/S	N/S
Fort Yukon	0	0	0	N/S	N/S
Galena	0	0	0	N/S	N/S
Haines	0	0	0	N/S	N/S
Healy	0	1	0	N/S	N/S
Hoonah	0	0	0	N/S	N/S
Kake	0	0	0	N/S	N/S
McGrath	0	0	1	N/S	N/S
Nenana	0	0	1	N/S	N/S
Sand Point	1	1	0	N/S	N/S
Skagway	0	0	0	N/S	N/S
St. Marys	0	0	3	N/S	N/S
St. Paul	1	0	0	N/S	N/S
Tanana	0	0	0	N/S	N/S
Unalakleet	0	0	0	N/S	N/S
Yakutat	0	0	0	N/S	N/S
Total	2	2	10	N/S	N/S
1st District	0	0	0	N/S	N/S
2nd District	0	0	0	N/S	N/S
3rd District	2	1	0	N/S	N/S
4th District	0	1	10	N/S	N/S

N/S - Numbers 10 or less are not compared statistically

**Superior Court Activity
General Civil Case Dispositions by Manner of Disposition -
Superior Court Trial Sites
FY 09**

Court	Stage of Disposition						Total
	Dismiss / Settle	Default Judgment	Summary Judgment	Court Trial	Jury Trial	Other	
Anchorage	838	59	94	14	11	404	1,420
Barrow	5	0	1	0	0	12	18
Bethel	49	8	2	0	1	41	101
Cordova	1	0	0	0	0	2	3
Craig	4	3	0	0	0	3	10
Delta Junction	0	0	0	0	0	0	0
Dillingham	6	3	1	0	0	3	13
Fairbanks	153	18	14	5	2	122	314
Glennallen	2	0	0	1	0	1	4
Homer	20	5	2	0	0	11	38
Juneau	62	12	2	2	0	88	166
Kenai	89	12	13	0	0	51	165
Ketchikan	30	15	2	1	1	28	77
Kodiak	12	3	2	0	0	12	29
Kotzebue	13	0	3	0	0	2	18
Naknek	2	2	3	0	0	0	7
Nome	13	3	2	1	0	49	68
Palmer	149	18	15	5	0	82	269
Petersburg	6	0	1	0	0	6	13
Seward	5	0	0	0	0	2	7
Sitka	10	4	1	0	0	25	40
Tok	0	0	0	0	0	2	2
Unalaska	1	0	0	0	0	4	5
Valdez	1	0	0	0	0	4	5
Wrangell	3	0	0	0	0	0	3
Sub-total	1,474	165	158	29	15	954	2,795
General Civil Cases from Other Courts	3	1	3	0	0	3	10
Total	1,477	166	161	29	15	957	2,805
% of Total	52.7	5.9	5.8	1.0	0.5	34.1	100.0
1st District	115	34	6	3	1	150	309
2nd District	31	3	6	1	0	63	104
3rd District	1,126	102	130	20	11	576	1,965
4th District	205	27	19	5	3	168	427

**Superior Court Activity
General Civil Case Dispositions by Manner of Disposition - Other Courts
FY 09**

Court	Stage of Disposition						Total
	Dismiss / Settle	Default Judgment	Summary Judgment	Court Trial	Jury Trial	Other	
Angoon	0	0	0	0	0	0	0
Aniak	1	1	0	0	0	0	2
Chevak	1	0	1	0	0	1	3
Emmonak	0	0	0	0	0	0	0
Fort Yukon	0	0	0	0	0	0	0
Galena	0	0	0	0	0	0	0
Haines	0	0	0	0	0	0	0
Healy	0	0	0	0	0	0	0
Hoonah	0	0	0	0	0	0	0
Kake	0	0	0	0	0	0	0
McGrath	0	0	1	0	0	0	1
Nenana	0	0	0	0	0	1	1
Sand Point	0	0	0	0	0	0	0
Skagway	0	0	0	0	0	0	0
St. Marys	1	0	1	0	0	1	3
St. Paul	0	0	0	0	0	0	0
Tanana	0	0	0	0	0	0	0
Unalakleet	0	0	0	0	0	0	0
Yakutat	0	0	0	0	0	0	0
Total	3	1	3	0	0	3	10
% of Total	30.0	10.0	30.0	0.0	0.0	30.0	100.0
1st District	0	0	0	0	0	0	0
2nd District	0	0	0	0	0	0	0
3rd District	0	0	0	0	0	0	0
4th District	3	1	3	0	0	3	10

**Superior Court Activity
CINA Case Filings - Superior Court Trial Sites
FY 07 - FY 09**

Court	FY 07	FY 08	FY 09	Change	
				FY 07 to FY 09	FY 08 to FY 09
Anchorage	561	598	630	12%	5%
Barrow	23	16	9	N/S	N/S
Bethel	94	124	132	40%	6%
Cordova	1	3	1	N/S	N/S
Craig	1	10	0	N/S	N/S
Delta Junction	0	0	0	N/S	N/S
Dillingham	2	8	4	N/S	N/S
Fairbanks	200	172	184	-8%	7%
Glennallen	11	5	11	0%	N/S
Homer	0	12	7	N/S	N/S
Juneau	81	46	50	-38%	9%
Kenai	109	69	46	-58%	-33%
Ketchikan	24	31	17	-29%	-45%
Kodiak	12	4	1	N/S	N/S
Kotzebue	43	52	50	16%	-4%
Naknek	3	5	5	N/S	N/S
Nome	15	68	46	207%	-32%
Palmer	151	142	177	17%	25%
Petersburg	1	0	0	N/S	N/S
Seward	0	0	0	N/S	N/S
Sitka	8	11	9	N/S	N/S
Tok	0	0	0	N/S	N/S
Unalaska	1	1	2	N/S	N/S
Valdez	3	4	2	N/S	N/S
Wrangell	0	0	0	N/S	N/S
Sub-total	1,344	1,381	1,383	3%	0%
CINA Cases from Other Courts	3	19	4	N/S	N/S
Total	1,347	1,400	1,387	3%	-1%
1st District	115	98	76	-34%	-22%
2nd District	81	136	105	30%	-23%
3rd District	857	851	890	4%	5%
4th District	294	315	316	7%	0%

N/S - Numbers 10 or less are not compared statistically

**Superior Court Activity
CINA Case Filings - Other Courts
FY 07 - FY 09**

Court	FY 07	FY 08	FY 09	Change	
				FY 07 to FY 09	FY 08 to FY 09
Angoon	0	0	0	N/S	N/S
Aniak	0	0	0	N/S	N/S
Chevak	0	10	0	N/S	N/S
Emmonak	0	0	0	N/S	N/S
Fort Yukon	0	0	0	N/S	N/S
Galena	0	0	0	N/S	N/S
Haines	0	0	0	N/S	N/S
Healy	0	0	0	N/S	N/S
Hoonah	0	0	0	N/S	N/S
Kake	0	0	0	N/S	N/S
McGrath	0	0	0	N/S	N/S
Nenana	0	0	0	N/S	N/S
Sand Point	0	0	0	N/S	N/S
Skagway	0	0	0	N/S	N/S
St. Marys	0	9	0	N/S	N/S
St. Paul	3	0	4	N/S	N/S
Tanana	0	0	0	N/S	N/S
Unalakleet	0	0	0	N/S	N/S
Yakutat	0	0	0	N/S	N/S
Total	3	19	4	N/S	N/S
1st District	0	0	0	N/S	N/S
2nd District	0	0	0	N/S	N/S
3rd District	3	0	4	N/S	N/S
4th District	0	19	0	N/S	N/S

N/S - Numbers 10 or less are not compared statistically

**Superior Court Activity
Delinquency Case Filings - Superior Court Trial Sites
FY 07 - FY 09**

Court	FY 07	FY 08	FY 09	Change	
				FY 07 to FY 09	FY 08 to FY 09
Anchorage	621	550	501	-19%	-9%
Barrow	46	40	33	-28%	-17%
Bethel	59	64	66	12%	3%
Cordova	6	5	2	N/S	N/S
Craig	23	18	10	N/S	N/S
Delta Junction	0	4	1	N/S	N/S
Dillingham	23	49	23	0%	-53%
Fairbanks	146	122	115	-21%	-6%
Glennallen	10	2	3	N/S	N/S
Homer	13	11	15	15%	36%
Juneau	86	97	51	-41%	-47%
Kenai	86	77	62	-28%	-19%
Ketchikan	70	34	33	-53%	-3%
Kodiak	88	85	67	-24%	-21%
Kotzebue	43	32	33	-23%	3%
Naknek	0	3	3	N/S	N/S
Nome	76	74	75	-1%	1%
Palmer	109	108	68	-38%	-37%
Petersburg	19	8	13	-32%	N/S
Seward	0	0	0	N/S	N/S
Sitka	8	18	11	N/S	-39%
Tok	0	1	2	N/S	N/S
Unalaska	1	6	1	N/S	N/S
Valdez	20	14	7	N/S	N/S
Wrangell	7	16	14	N/S	-12%
Sub-total	1,560	1,438	1,209	-22%	-16%
Delinquency Cases from Other Courts	1	15	24	N/S	60%
Total	1,561	1,453	1,233	-21%	-15%
1st District	213	191	132	-38%	-31%
2nd District	165	146	141	-15%	-3%
3rd District	978	910	755	-23%	-17%
4th District	205	206	205	0%	0%

N/S - Numbers 10 or less are not compared statistically

**Superior Court Activity
Delinquency Case Filings - Other Courts
FY 07 - FY 09**

Court	FY 07	FY 08	FY 09	Change	
				FY 07 to FY 09	FY 08 to FY 09
Angoon	0	0	0	N/S	N/S
Aniak	0	0	2	N/S	N/S
Chevak	0	1	1	N/S	N/S
Emmonak	0	0	0	N/S	N/S
Fort Yukon	0	8	3	N/S	N/S
Galena	0	2	10	N/S	N/S
Haines	0	0	0	N/S	N/S
Healy	0	0	0	N/S	N/S
Hoonah	0	0	0	N/S	N/S
Kake	0	0	0	N/S	N/S
McGrath	0	0	0	N/S	N/S
Nenana	0	0	4	N/S	N/S
Sand Point	1	0	2	N/S	N/S
Skagway	0	0	0	N/S	N/S
St. Marys	0	4	1	N/S	N/S
St. Paul	0	0	1	N/S	N/S
Tanana	0	0	0	N/S	N/S
Unalakleet	0	0	0	N/S	N/S
Yakutat	0	0	0	N/S	N/S
Total	1	15	24	N/S	60%
1st District	0	0	0	N/S	N/S
2nd District	0	0	0	N/S	N/S
3rd District	1	0	3	N/S	N/S
4th District	0	15	21	N/S	40%

N/S - Numbers 10 or less are not compared statistically

**Superior Court Activity
CINA and Delinquency Filings by Case Type - Superior Court Trial Sites
FY 09**

Court	Child in Need of Aid	Petitions to Terminate Parent Rights	Total	Delinquency	Petitions to Revoke Probation	Total
Anchorage	409	221	630	314	187	501
Barrow	6	3	9	15	18	33
Bethel	121	11	132	47	19	66
Cordova	1	0	1	1	1	2
Craig	0	0	0	10	0	10
Delta Junction	0	0	0	1	0	1
Dillingham	4	0	4	15	8	23
Fairbanks	115	69	184	77	38	115
Glennallen	1	10	11	3	0	3
Homer	7	0	7	15	0	15
Juneau	50	0	50	51	0	51
Kenai	46	0	46	62	0	62
Ketchikan	17	0	17	33	0	33
Kodiak	1	0	1	31	36	67
Kotzebue	39	11	50	18	15	33
Naknek	5	0	5	3	0	3
Nome	32	14	46	49	26	75
Palmer	116	61	177	54	14	68
Petersburg	0	0	0	13	0	13
Seward	0	0	0	0	0	0
Sitka	9	0	9	11	0	11
Tok	0	0	0	2	0	2
Unalaska	2	0	2	1	0	1
Valdez	2	0	2	7	0	7
Wrangell	0	0	0	14	0	14
Sub-total	983	400	1,383	847	362	1,209
CINA and Delinquency Cases from Other Courts	4	0	4	19	5	24
Total	987	400	1,387	866	367	1,233
% of Total	71.2	28.8	100.0	70.2	29.8	100.0
1st District	76	0	76	132	0	132
2nd District	77	28	105	82	59	141
3rd District	598	292	890	509	246	755
4th District	236	80	316	143	62	205

Shaded numbers: Any petitions to revoke probation are included in the delinquency filing number.

**Superior Court Activity
CINA and Delinquency Filings by Case Type - Other Courts
FY 09**

Court	Child in Need of Aid	Petitions to Terminate Parent Rights	Total	Delinquency	Petitions to Revoke Probation	Total
Angoon	0	0	0	0	0	0
Aniak	0	0	0	1	1	2
Chevak	0	0	0	1	0	1
Emmonak	0	0	0	0	0	0
Fort Yukon	0	0	0	3	0	3
Galena	0	0	0	8	2	10
Haines	0	0	0	0	0	0
Healy	0	0	0	0	0	0
Hoonah	0	0	0	0	0	0
Kake	0	0	0	0	0	0
McGrath	0	0	0	0	0	0
Nenana	0	0	0	3	1	4
Sand Point	0	0	0	2	0	2
Skagway	0	0	0	0	0	0
St. Marys	0	0	0	0	1	1
St. Paul	4	0	4	1	0	1
Tanana	0	0	0	0	0	0
Unalakleet	0	0	0	0	0	0
Yakutat	0	0	0	0	0	0
Total	4	0	4	19	5	24
% of Total	100.0	0.0	100.0	79.2	20.8	100.0
1st District	0	0	0	0	0	0
2nd District	0	0	0	0	0	0
3rd District	4	0	4	3	0	3
4th District	0	0	0	16	5	21

Shaded numbers: Any petitions to revoke probation are included in the delinquency filing number.

District Court Activity
Total Case Filings - Superior Court Trial Sites
FY 07 - FY 09

Court	FY 07	FY 08	FY 09	Change	
				FY 07 to FY 09	FY 08 to FY 09
Anchorage	49,916	55,052	56,577	13%	3%
Barrow	1,068	1,047	890	-17%	-15%
Bethel	2,242	2,026	1,648	-26%	-19%
Cordova	291	292	306	5%	5%
Craig	711	726	665	-6%	-8%
Delta Junction	1,250	1,526	1,087	-13%	-29%
Dillingham	927	842	902	-3%	7%
Fairbanks	15,953	15,692	15,543	-3%	-1%
Glennallen	1,949	1,378	2,041	5%	48%
Homer	1,724	1,682	2,346	36%	39%
Juneau	4,519	4,522	4,241	-6%	-6%
Kenai	10,245	9,269	9,329	-9%	1%
Ketchikan	3,442	2,732	2,692	-22%	-1%
Kodiak	2,773	2,273	2,065	-26%	-9%
Kotzebue	1,164	1,284	1,031	-11%	-20%
Naknek	326	376	320	-2%	-15%
Nome	1,415	1,514	1,317	-7%	-13%
Palmer	19,859	20,944	20,159	2%	-4%
Petersburg	309	314	452	46%	44%
Seward	2,834	3,126	2,589	-9%	-17%
Sitka	1,384	1,309	904	-35%	-31%
Tok	969	772	779	-20%	1%
Unalaska	536	628	650	21%	4%
Valdez	600	548	637	6%	16%
Wrangell	209	184	204	-2%	11%
Sub-total	126,615	130,058	129,374	2%	-1%
District Court Cases from Other Courts	6,117	5,344	4,866	-20%	-9%
Total	132,732	135,402	134,240	1%	-1%
1st District	11,525	10,702	9,909	-14%	-7%
2nd District	3,780	4,084	3,377	-11%	-17%
3rd District	92,152	96,629	98,131	6%	2%
4th District	25,275	23,987	22,823	-10%	-5%

FY06 filings totals were adjusted from the numbers published in last year's annual report due to an adjustment in the number of civil cases reported for the Palmer court.

**District Court Activity
Total Case Filings - Other Courts
FY 07 - FY 09**

Court	FY 07	FY 08	FY 09	Change	
				FY 07 to FY 09	FY 08 to FY 09
Angoon	54	80	51	-6%	-36%
Aniak	143	194	162	13%	-16%
Chevak	321	341	327	2%	-4%
Emmonak	252	464	416	65%	-10%
Fort Yukon	49	110	96	96%	-13%
Galena	151	203	141	-7%	-31%
Haines	428	375	249	-42%	-34%
Healy	2,858	1,572	1,648	-42%	5%
Hoonah	203	146	113	-44%	-23%
Kake	57	39	51	-11%	31%
McGrath	35	45	64	83%	42%
Nenana	841	766	699	-17%	-9%
Sand Point	127	154	163	28%	6%
Skagway	50	147	145	190%	-1%
St. Marys	201	256	198	-1%	-23%
St. Paul	45	65	47	4%	-28%
Tanana	10	20	15	N/S	-25%
Unalakleet	133	239	139	5%	-42%
Yakutat	159	128	142	-11%	11%
Total	6,117	5,344	4,866	-20%	-9%
1st District	951	915	751	-21%	-18%
2nd District	133	239	139	5%	-42%
3rd District	172	219	210	22%	-4%
4th District	4,861	3,971	3,766	-23%	-5%

N/S - Numbers 10 or less are not compared statistically

**District Court Activity
Total Case Dispositions - Superior Court Trial Sites
FY 07 - FY 09**

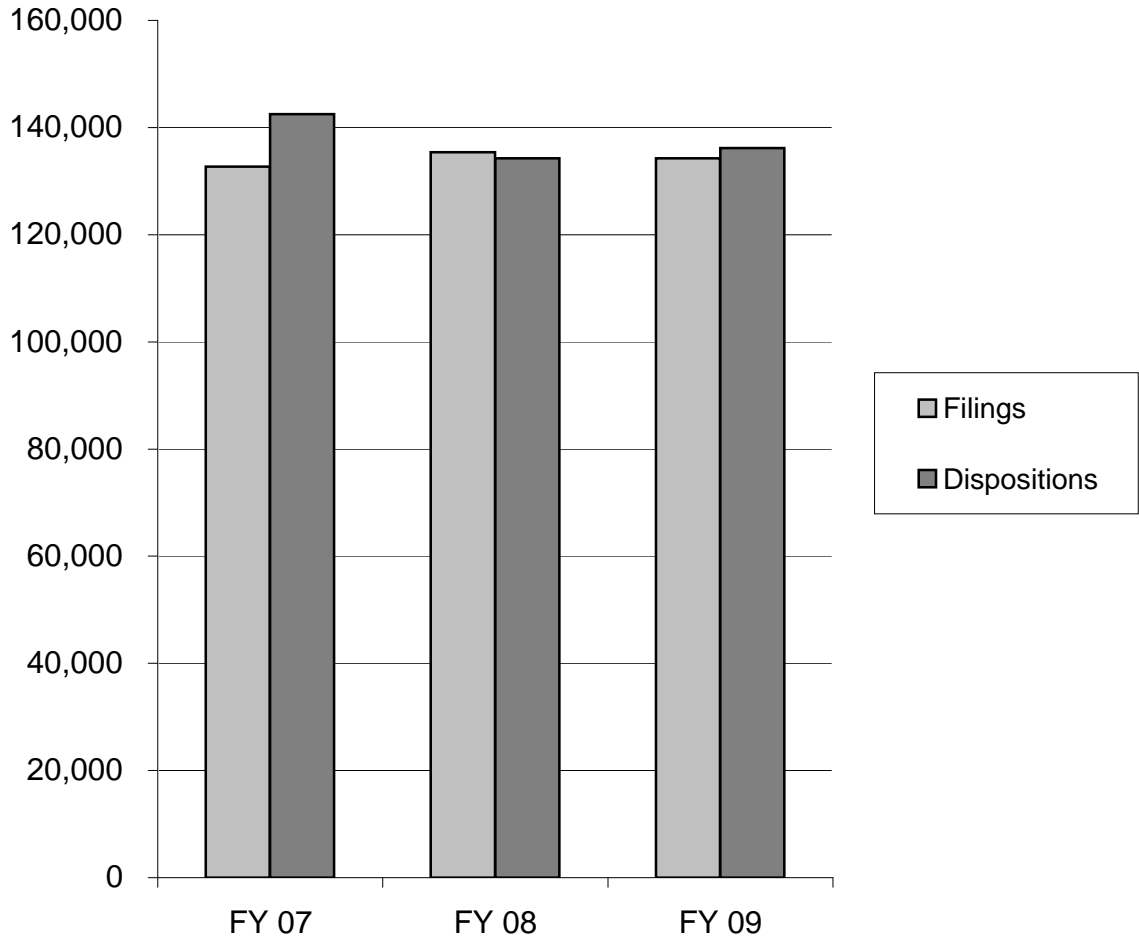
Court	FY 07	FY 08	FY 09	Change	
				FY 07 to FY 09	FY 08 to FY 09
Anchorage	52,122	52,992	56,853	9%	7%
Barrow	1,051	1,077	815	-22%	-24%
Bethel	2,192	2,061	1,736	-21%	-16%
Cordova	314	301	293	-7%	-3%
Craig	794	743	633	-20%	-15%
Delta Junction	1,332	1,519	1,119	-16%	-26%
Dillingham	726	805	983	35%	22%
Fairbanks	16,312	15,494	15,621	-4%	1%
Glennallen	1,999	1,362	1,955	-2%	44%
Homer	1,684	1,561	2,211	31%	42%
Juneau	10,694	4,691	4,915	-54%	5%
Kenai	10,149	9,208	9,660	-5%	5%
Ketchikan	3,372	2,819	2,509	-26%	-11%
Kodiak	2,604	2,212	2,229	-14%	1%
Kotzebue	1,092	1,223	1,138	4%	-7%
Naknek	319	335	463	45%	38%
Nome	1,359	1,399	1,411	4%	1%
Palmer	21,516	21,766	20,740	-4%	-5%
Petersburg	339	375	471	39%	26%
Seward	2,801	2,882	2,578	-8%	-11%
Sitka	1,378	1,306	953	-31%	-27%
Tok	965	862	773	-20%	-10%
Unalaska	531	554	661	24%	19%
Valdez	634	532	648	2%	22%
Wrangell	218	173	206	-6%	19%
Sub-total	136,497	128,252	131,574	-4%	3%
District Court Cases from Other Courts	6,028	5,992	4,623	-23%	-23%
Total	142,525	134,244	136,197	-4%	1%
1st District	17,654	11,010	10,420	-41%	-5%
2nd District	3,669	3,948	3,525	-4%	-11%
3rd District	95,578	94,701	99,499	4%	5%
4th District	25,624	24,585	22,753	-11%	-7%

**District Court Activity
Totals Case Dispositions - Other Courts
FY 07 - FY 09**

Court	FY 07	FY 08	FY 09	Change	
				FY 07 to FY 09	FY 08 to FY 09
Angoon	48	60	36	-25%	-40%
Aniak	167	179	155	-7%	-13%
Chevak	319	337	293	-8%	-13%
Emmonak	221	453	431	95%	-5%
Fort Yukon	77	109	62	-19%	-43%
Galena	168	186	144	-14%	-23%
Haines	345	337	266	-23%	-21%
Healy	2,877	1,782	1,438	-50%	-19%
Hoonah	203	179	123	-39%	-31%
Kake	58	56	45	-22%	-20%
McGrath	47	54	60	28%	11%
Nenana	776	1,262	702	-10%	-44%
Sand Point	137	132	169	23%	28%
Skagway	41	138	139	239%	1%
St. Marys	164	260	208	27%	-20%
St. Paul	42	59	56	33%	-5%
Tanana	7	27	11	N/S	-59%
Unalakleet	167	249	161	-4%	-35%
Yakutat	164	133	124	-24%	-7%
Total	6,028	5,992	4,623	-23%	-23%
1st District	859	903	733	-15%	-19%
2nd District	167	249	161	-4%	-35%
3rd District	179	191	225	26%	18%
4th District	4,823	4,649	3,504	-27%	-25%

N/S - Numbers 10 or less are not compared statistically

**District Court Activity
Filing and Disposition Trends
FY 07 - FY 09**



<u>Category</u>	<u>FY 07</u>	<u>FY 08</u>	<u>FY 09</u>
Filings	132,732	135,402	134,240
Dispositions	142,525	134,244	136,197

Deliberately left blank

**District Court Activity
Clearance Rates - Superior Court Trial Sites
FY 08 & FY 09**

Court	Non-Minor Off Filings	Change From FY 08	Minor Offense Filings	Change From FY 08	Total Filings	Change From FY 08	Clearance Rates	
							FY 08	FY 09
Anchorage	26,692	1%	29,885	5%	56,577	3%	96%	100%
Barrow	714	-7%	176	-37%	890	-15%	103%	92%
Bethel	1,266	-18%	382	-20%	1,648	-19%	102%	105%
Cordova	182	3%	124	7%	306	5%	103%	96%
Craig	376	-20%	289	14%	665	-8%	102%	95%
Delta Junction	246	7%	841	-35%	1,087	-29%	100%	103%
Dillingham	622	-7%	280	61%	902	7%	96%	109%
Fairbanks	6,766	-9%	8,777	6%	15,543	-1%	99%	101%
Glennallen	214	-15%	1,827	62%	2,041	48%	99%	96%
Homer	766	-1%	1,580	74%	2,346	39%	93%	94%
Juneau	2,992	6%	1,249	-26%	4,241	-6%	104%	116%
Kenai	3,265	-1%	6,064	2%	9,329	1%	99%	104%
Ketchikan	1,849	5%	843	-14%	2,692	-1%	103%	93%
Kodiak	890	-7%	1,175	-11%	2,065	-9%	97%	108%
Kotzebue	891	-15%	140	-41%	1,031	-20%	95%	110%
Naknek	267	-12%	53	-26%	320	-15%	89%	145%
Nome	1,020	-10%	297	-22%	1,317	-13%	92%	107%
Palmer	5,160	-5%	14,999	-3%	20,159	-4%	104%	103%
Petersburg	226	-3%	226	176%	452	44%	119%	104%
Seward	500	-6%	2,089	-19%	2,589	-17%	92%	100%
Sitka	751	-2%	153	-72%	904	-31%	100%	105%
Tok	229	32%	550	-8%	779	1%	112%	99%
Unalaska	311	-17%	339	33%	650	4%	88%	102%
Valdez	290	-11%	347	56%	637	16%	97%	102%
Wrangell	181	24%	23	-39%	204	11%	94%	101%
Sub-total	56,666	-2%	72,708	1%	129,374	-1%	99%	102%
District Court Cases from Other Courts	2,019	-14%	2,847	-5%	4,866	-9%	112%	95%
Total	58,685	-3%	75,555	1%	134,240	-1%	99%	101%
1st District	6,759	2%	3,150	-22%	9,909	-7%	103%	105%
2nd District	2,694	-11%	683	-34%	3,377	-17%	97%	104%
3rd District	39,329	-1%	58,802	3%	98,131	2%	98%	101%
4th District	9,903	-10%	12,920	-1%	22,823	-5%	102%	100%

Clearance rate measures whether a court is keeping up with its incoming caseload. Courts aspire to clear (i.e., dispose of) at least as many cases as have been filed in a period by having a clearance rate of 100 percent or higher.

**District Court Activity
Clearance Rates - Other Courts
FY 08 & FY 09**

Court	Non-Minor Off Filings	Change From FY 08	Minor Offense Filings	Change From FY 08	Total Filings	Change From FY 08	Clearance Rates	
							FY 08	FY 09
Angoon	39	-13%	12	-66%	51	-36%	75%	71%
Aniak	145	-17%	17	-15%	162	-16%	92%	96%
Chevak	327	-4%	0	N/S	327	-4%	99%	90%
Emmonak	218	-8%	198	-13%	416	-10%	98%	104%
Fort Yukon	92	-13%	4	N/S	96	-13%	99%	65%
Galena	130	-32%	11	-15%	141	-31%	92%	102%
Haines	128	-23%	121	-42%	249	-34%	90%	107%
Healy	141	1%	1,507	5%	1,648	5%	113%	87%
Hoonah	63	-32%	50	-7%	113	-23%	123%	109%
Kake	51	55%	0	N/S	51	31%	144%	88%
McGrath	60	82%	4	N/S	64	42%	120%	94%
Nenana	103	-6%	596	-9%	699	-9%	165%	100%
Sand Point	128	-6%	35	94%	163	6%	86%	104%
Skagway	36	-16%	109	5%	145	-1%	94%	96%
St. Marys	166	-33%	32	N/S	198	-23%	102%	105%
St. Paul	42	-31%	5	N/S	47	-28%	91%	119%
Tanana	14	-30%	1	N/S	15	-25%	135%	73%
Unalakleet	69	-24%	70	-53%	139	-42%	104%	116%
Yakutat	67	-7%	75	34%	142	11%	104%	87%
Total	2,019	-14%	2,847	-5%	4,866	-9%	112%	95%
1st District	384	-15%	367	-21%	751	-18%	99%	98%
2nd District	69	-24%	70	-53%	139	-42%	104%	116%
3rd District	170	-14%	40	82%	210	-4%	87%	107%
4th District	1,396	-13%	2,370	0%	3,766	-5%	117%	93%

Clearance rate measures whether a court is keeping up with its incoming caseload. Courts aspire to clear (i.e., dispose of) at least as many cases as have been filed in a period by having a clearance rate of 100 percent or higher.
Numbers 10 or less not statistically compared

**District Court Activity
Filings by Case Type - Superior Court Trial Sites
FY 09**

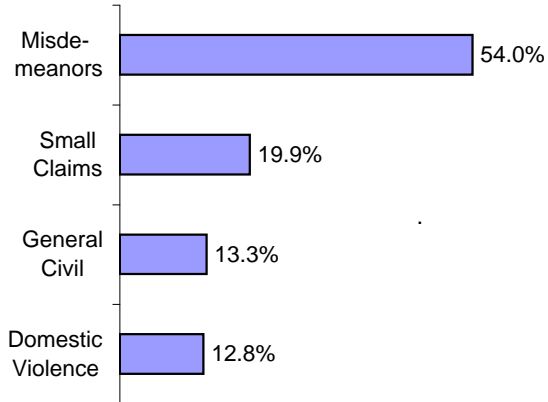
Court	Misde- meanor	Minor Offense	Civil			Total
			Small Claims	Domestic Violence	General Civil	
Anchorage	12,324	29,885	5,922	3,912	4,534	56,577
Barrow	528	176	82	87	17	890
Bethel	855	382	101	172	138	1,648
Cordova	143	124	20	5	14	306
Craig	252	289	58	48	18	665
Delta Junction	176	841	40	21	9	1,087
Dillingham	465	280	64	54	39	902
Fairbanks	3,686	8,777	1,379	706	995	15,543
Glennallen	160	1,827	24	20	10	2,041
Homer	458	1,580	124	114	70	2,346
Juneau	1,160	1,249	1,227	326	279	4,241
Kenai	2,232	6,064	382	378	273	9,329
Ketchikan	975	843	411	286	177	2,692
Kodiak	519	1,175	149	138	84	2,065
Kotzebue	700	140	54	124	13	1,031
Naknek	225	53	9	13	20	320
Nome	768	297	147	77	28	1,317
Palmer	2,747	14,999	905	638	870	20,159
Petersburg	139	226	53	18	16	452
Seward	400	2,089	24	42	34	2,589
Sitka	493	153	132	63	63	904
Tok	195	550	16	9	9	779
Unalaska	257	339	18	4	32	650
Valdez	198	347	45	27	20	637
Wrangell	117	23	29	21	14	204
Sub-total	30,172	72,708	11,415	7,303	7,776	129,374
District Court Cases from Other Courts	1,533	2,847	209	223	54	4,866
Statewide Total	31,705	75,555	11,624	7,526	7,830	134,240
% of Total	23.6	56.3	8.7	5.6	5.8	100.0
1st District	3,379	3,150	1,985	808	587	9,909
2nd District	2,060	683	284	292	58	3,377
3rd District	20,271	58,802	7,688	5,366	6,004	98,131
4th District	5,995	12,920	1,667	1,060	1,181	22,823

**District Court Activity
Filings by Case Type - Other Courts
FY 09**

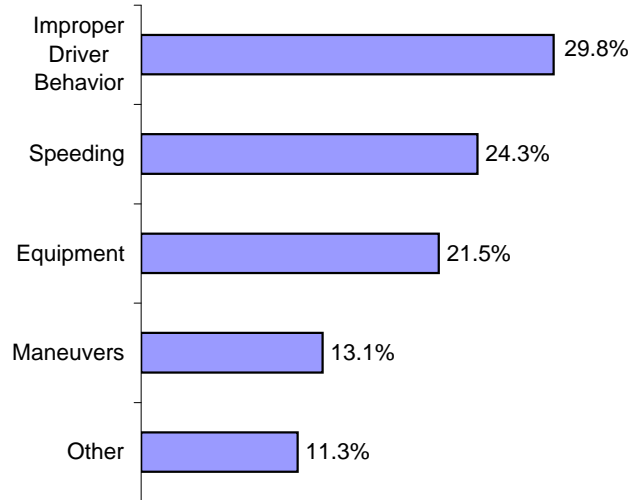
Court	Misde- meanor	Minor Offense	Civil			Total
			Small Claims	Domestic Violence	General Civil	
Angoon	30	12	2	7	0	51
Aniak	120	17	11	10	4	162
Chevak	293	0	4	29	1	327
Emmonak	150	198	26	39	3	416
Fort Yukon	47	4	35	10	0	96
Galena	106	11	10	13	1	141
Haines	67	121	28	28	5	249
Healy	123	1,507	4	6	8	1,648
Hoonah	38	50	15	8	2	113
Kake	49	0	0	0	2	51
McGrath	50	4	5	1	4	64
Nenana	67	596	16	14	6	699
Sand Point	114	35	0	10	4	163
Skagway	22	109	5	0	9	145
St. Marys	116	32	19	28	3	198
St. Paul	29	5	2	11	0	47
Tanana	11	1	1	2	0	15
Unalakleet	64	70	1	4	0	139
Yakutat	37	75	25	3	2	142
Total	1,533	2,847	209	223	54	4,866
% of Total	31.5	58.5	4.3	4.6	1.1	100.0
1st District	243	367	75	46	20	751
2nd District	64	70	1	4	0	139
3rd District	143	40	2	21	4	210
4th District	1,083	2,370	131	152	30	3,766

District Court Activity Composition of Case Filings FY 09

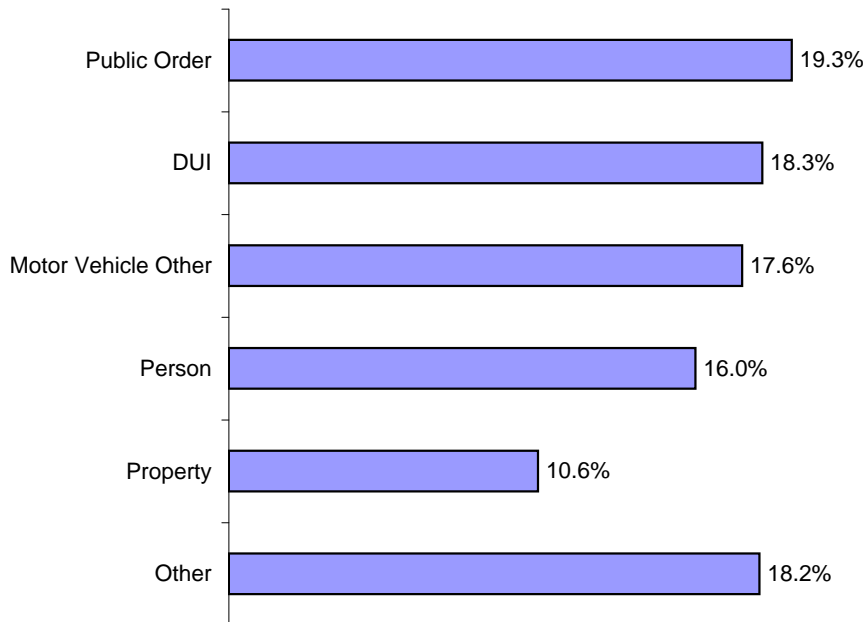
Non-Minor Offense Filings



Minor Offense Filings

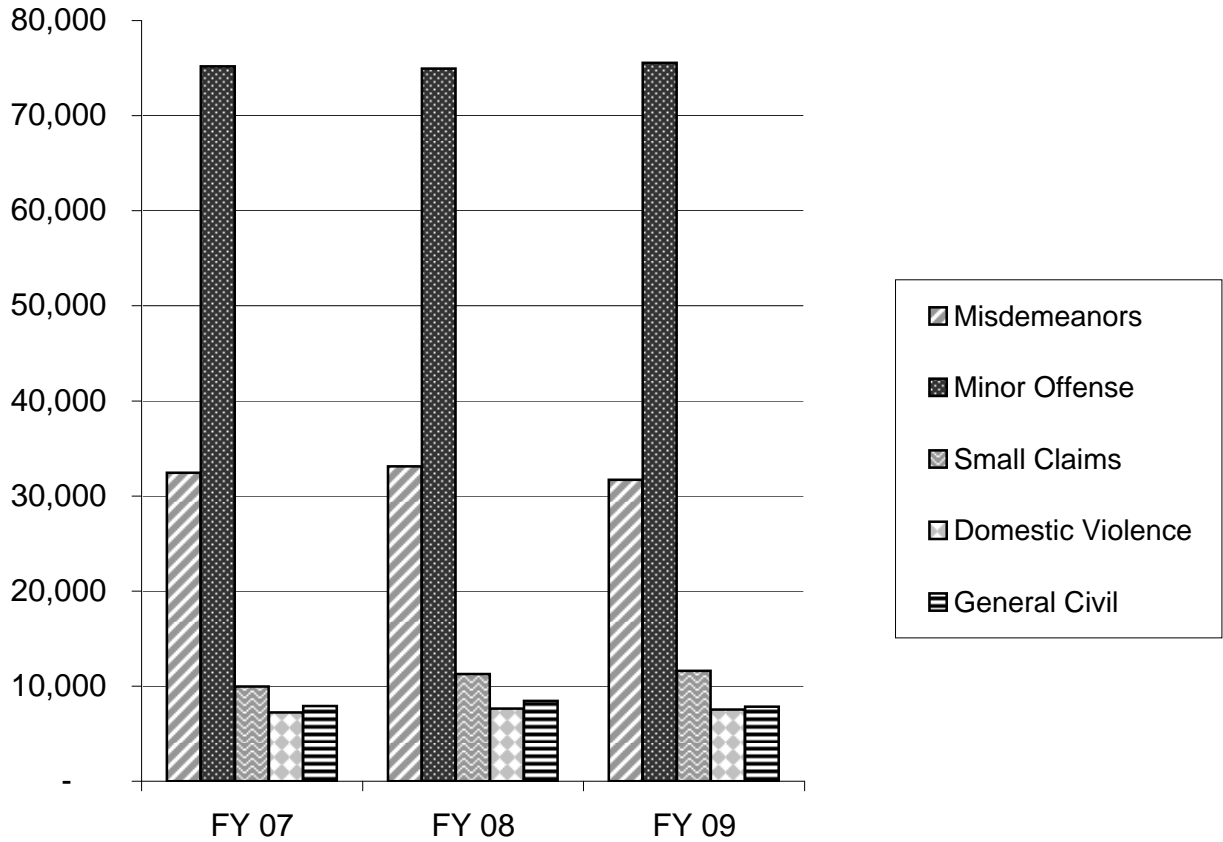


Misdemeanor Filings



This chart analyzes the composition of cases filed in district court during FY09. Misdemeanor cases represent approximately 54% of the non-traffic district court caseload. Approximately 36.4% of all misdemeanor cases involve driving while intoxicated or another criminal traffic violation (for example, driving with suspended license).

District Court Activity Filing Trends by Case Type FY 07 - FY 09



<u>Filing Type</u>	<u>FY 07</u>	<u>FY 08</u>	<u>FY 09</u>	<u>FY 07 to FY 09 Change</u>	<u>FY 08 to FY 09 Change</u>
Misdemeanors	32,439	33,114	31,705	-2%	-4%
Minor Offense	75,178	74,951	75,555	1%	1%
Small Claims	9,966	11,269	11,624	17%	3%
Domestic Violence	7,233	7,634	7,526	4%	-1%
General Civil	7,916	8,434	7,830	-1%	-7%
Total	132,732	135,402	134,240	1%	-1%

**District Court Activity
Dispositions by Case Type - Superior Court Trial Sites
FY 09**

Court	Misde- meanor	Minor Offense	Civil			Total
			Small Claims	Domestic Violence	General Civil	
Anchorage	12,239	29,822	6,033	3,910	4,849	56,853
Barrow	520	159	38	79	19	815
Bethel	879	366	169	174	148	1,736
Cordova	133	125	19	4	12	293
Craig	263	281	32	44	13	633
Delta Junction	174	864	45	21	15	1,119
Dillingham	483	378	51	45	26	983
Fairbanks	3,608	8,751	1,502	701	1,059	15,621
Glennallen	154	1,733	31	21	16	1,955
Homer	441	1,465	132	118	55	2,211
Juneau	1,197	2,201	894	323	300	4,915
Kenai	2,142	6,207	545	377	389	9,660
Ketchikan	930	811	301	289	178	2,509
Kodiak	519	1,343	133	137	97	2,229
Kotzebue	746	168	81	125	18	1,138
Naknek	228	150	54	13	18	463
Nome	766	372	152	74	47	1,411
Palmer	2,921	15,348	789	615	1,067	20,740
Petersburg	138	258	40	18	17	471
Seward	420	2,055	27	42	34	2,578
Sitka	512	190	124	65	62	953
Tok	161	583	12	9	8	773
Unalaska	247	357	18	4	35	661
Valdez	191	350	51	24	32	648
Wrangell	115	34	26	18	13	206
Sub-total	30,127	74,371	11,299	7,250	8,527	131,574
District Court Cases from Other Courts	1,486	2,633	234	208	62	4,623
Statewide Total	31,613	77,004	11,533	7,458	8,589	136,197
% of Total	23.2	56.5	8.5	5.5	6.3	100.0
1st District	3,399	4,118	1,500	799	604	10,420
2nd District	2,091	768	299	282	85	3,525
3rd District	20,280	59,360	7,888	5,333	6,638	99,499
4th District	5,843	12,758	1,846	1,044	1,262	22,753

**District Court Activity
Dispositions by Case Type - Other Courts
FY 09**

Court	Misde- meanor	Minor Offense	Civil			Total
			Small Claims	Domestic Violence	General Civil	
Angoon	26	5	0	5	0	36
Aniak	102	19	18	9	7	155
Chevak	258	0	10	25	0	293
Emmonak	151	227	15	35	3	431
Fort Yukon	42	2	12	6	0	62
Galena	112	9	10	12	1	144
Haines	70	122	33	30	11	266
Healy	101	1,316	9	6	6	1,438
Hoonah	51	44	17	7	4	123
Kake	39	3	1	0	2	45
McGrath	48	6	3	1	2	60
Nenana	63	595	21	14	9	702
Sand Point	124	23	4	12	6	169
Skagway	30	97	9	0	3	139
St. Marys	135	20	20	29	4	208
St. Paul	38	4	1	11	2	56
Tanana	9	0	0	2	0	11
Unalakleet	59	69	28	4	1	161
Yakutat	28	72	23	0	1	124
Statewide Total	1,486	2,633	234	208	62	4,623
% of Total	32.1	57.0	5.1	4.5	1.3	100.0
1st District	244	343	83	42	21	733
2nd District	59	69	28	4	1	161
3rd District	162	27	5	23	8	225
4th District	1,021	2,194	118	139	32	3,504

**District Court Activity
Non-Minor Offense Case Filings - Superior Court Trial Sites
FY 07 - FY 09**

Court	FY 07	FY 08	FY 09	Change	
				FY 07 to FY 09	FY 08 to FY 09
Anchorage	24,905	26,489	26,692	7%	1%
Barrow	684	768	714	4%	-7%
Bethel	1,920	1,549	1,266	-34%	-18%
Cordova	161	176	182	13%	3%
Craig	414	472	376	-9%	-20%
Delta Junction	142	229	246	73%	7%
Dillingham	737	668	622	-16%	-7%
Fairbanks	6,769	7,403	6,766	0%	-9%
Glennallen	241	252	214	-11%	-15%
Homer*	816	772	766	-6%	-1%
Juneau	2,686	2,825	2,992	11%	6%
Kenai	3,378	3,301	3,265	-3%	-1%
Ketchikan	1,791	1,754	1,849	3%	5%
Kodiak	1,028	960	890	-13%	-7%
Kotzebue	983	1,048	891	-9%	-15%
Naknek	282	304	267	-5%	-12%
Nome	1,150	1,135	1,020	-11%	-10%
Palmer	4,842	5,460	5,160	7%	-5%
Petersburg	231	232	226	-2%	-3%
Seward	545	533	500	-8%	-6%
Sitka	867	768	751	-13%	-2%
Tok	207	173	229	11%	32%
Unalaska	319	374	311	-3%	-17%
Valdez	264	325	290	10%	-11%
Wrangell	177	146	181	2%	24%
Sub-total	55,539	58,116	56,666	2%	-2%
Non-Minor Offense Cases from Other Courts	2,015	2,335	2,019	0%	-14%
Total	57,554	60,451	58,685	2%	-3%
1st District	6,677	6,648	6,759	1%	2%
2nd District	2,890	3,042	2,694	-7%	-11%
3rd District	37,664	39,811	39,329	4%	-1%
4th District	10,323	10,950	9,903	-4%	-10%

District Court Activity
Non-Minor Offense Case Filings - Other Courts
FY 07 - FY 09

Court	FY 07	FY 08	FY 09	Change	
				FY 07 to FY 09	FY 08 to FY 09
Angoon	48	45	39	-19%	-13%
Aniak	127	174	145	14%	-17%
Chevak	319	341	327	3%	-4%
Emmonak	204	237	218	7%	-8%
Fort Yukon	48	106	92	92%	-13%
Galena	136	190	130	-4%	-32%
Haines	198	166	128	-35%	-23%
Healy	144	139	141	-2%	1%
Hoonah	103	92	63	-39%	-32%
Kake	51	33	51	0%	55%
McGrath	35	33	60	71%	82%
Nenana	109	110	103	-6%	-6%
Sand Point	104	136	128	23%	-6%
Skagway	34	43	36	6%	-16%
St. Marys	153	246	166	8%	-33%
St. Paul	42	61	42	0%	-31%
Tanana	10	20	14	N/S	-30%
Unalakleet	73	91	69	-5%	-24%
Yakutat	77	72	67	-13%	-7%
Total	2,015	2,335	2,019	0%	-14%
1st District	511	451	384	-25%	-15%
2nd District	73	91	69	-5%	-24%
3rd District	146	197	170	16%	-14%
4th District	1,285	1,596	1,396	9%	-13%

N/S - Numbers 10 or less are not compared statistically

District Court Activity
Non-Minor Offense Case Dispositions - Superior Court Trial Sites
FY 07 - FY 09

Court	FY 07	FY 08	FY 09	Change	
				FY 07 to FY 09	FY 08 to FY 09
Anchorage	27,351	25,643	27,031	-1%	5%
Barrow	702	778	656	-7%	-16%
Bethel	1,798	1,598	1,370	-24%	-14%
Cordova	171	166	168	-2%	1%
Craig	410	467	352	-14%	-25%
Delta Junction	131	228	255	95%	12%
Dillingham	595	683	605	2%	-11%
Fairbanks	7,011	7,046	6,870	-2%	-2%
Glennallen	256	239	222	-13%	-7%
Homer	784	672	746	-5%	11%
Juneau	2,597	2,781	2,714	5%	-2%
Kenai	3,364	3,186	3,453	3%	8%
Ketchikan	1,710	1,780	1,698	-1%	-5%
Kodiak	968	904	886	-8%	-2%
Kotzebue	904	1,008	970	7%	-4%
Naknek	298	282	313	5%	11%
Nome	1,075	1,104	1,039	-3%	-6%
Palmer	4,947	5,101	5,392	9%	6%
Petersburg	225	275	213	-5%	-23%
Seward	542	501	523	-4%	4%
Sitka	816	740	763	-6%	3%
Tok	211	204	190	-10%	-7%
Unalaska	300	343	304	1%	-11%
Valdez	297	294	298	0%	1%
Wrangell	172	146	172	0%	18%
Sub-total	57,635	56,169	57,203	-1%	2%
Non-Minor Offense Cases from Other Courts	1,971	2,346	1,990	1%	-15%
Total	59,606	58,515	59,193	-1%	1%
1st District	6,420	6,640	6,302	-2%	-5%
2nd District	2,745	3,000	2,757	0%	-8%
3rd District	40,007	38,187	40,139	0%	5%
4th District	10,434	10,688	9,995	-4%	-6%

**District Court Activity
Non-Minor Offense Case Dispositions - Other Courts
FY 07 - FY 09**

Court	FY 07	FY 08	FY 09	Change	
				FY 07 to FY 09	FY 08 to FY 09
Angoon	45	32	31	-31%	-3%
Aniak	116	162	136	17%	-16%
Chevak	317	337	293	-8%	-13%
Emmonak	193	234	204	6%	-13%
Fort Yukon	77	84	60	-22%	-29%
Galena	150	171	135	-10%	-21%
Haines	181	142	144	-20%	1%
Healy	153	161	122	-20%	-24%
Hoonah	105	118	79	-25%	-33%
Kake	54	45	42	-22%	-7%
McGrath	32	37	54	69%	46%
Nenana	111	157	107	-4%	-32%
Sand Point	94	118	146	55%	24%
Skagway	27	46	42	56%	-9%
St. Marys	127	242	188	48%	-22%
St. Paul	40	55	52	30%	-5%
Tanana	7	27	11	N/S	-59%
Unalakleet	64	110	92	44%	-16%
Yakutat	78	68	52	-33%	-24%
Total	1,971	2,346	1,990	1%	-15%
1st District	490	451	390	-20%	-14%
2nd District	64	110	92	44%	-16%
3rd District	134	173	198	48%	14%
4th District	1,283	1,612	1,310	2%	-19%

N/S - Numbers 10 or less are not compared statistically

**District Court Activity
Misdemeanor Case Filings- Superior Court Trial Sites
FY 07 - FY 09**

Court	FY 07	FY 08	FY 09	Change	
				FY 07 to FY 09	FY 08 to FY 09
Anchorage	11,111	11,751	12,324	11%	5%
Barrow	530	576	528	0%	-8%
Bethel	1,555	1,133	855	-45%	-25%
Cordova	118	130	143	21%	10%
Craig	288	345	252	-12%	-27%
Delta Junction	93	159	176	89%	11%
Dillingham	600	519	465	-22%	-10%
Fairbanks	3,737	3,892	3,686	-1%	-5%
Glennallen	184	165	160	-13%	-3%
Homer	535	457	458	-14%	0%
Juneau	1,288	1,447	1,160	-10%	-20%
Kenai	2,310	2,129	2,232	-3%	5%
Ketchikan	1,105	1,030	975	-12%	-5%
Kodiak	669	620	519	-22%	-16%
Kotzebue	799	815	700	-12%	-14%
Naknek	225	243	225	0%	-7%
Nome	872	840	768	-12%	-9%
Palmer	2,839	3,159	2,747	-3%	-13%
Petersburg	146	154	139	-5%	-10%
Seward	440	427	400	-9%	-6%
Sitka	597	545	493	-17%	-10%
Tok	162	122	195	20%	60%
Unalaska	265	318	257	-3%	-19%
Valdez	177	226	198	12%	-12%
Wrangell	143	98	117	-18%	19%
Sub-total	30,788	31,300	30,172	-2%	-4%
Misdemeanor Cases from Other Courts	1,651	1,814	1,533	-7%	-15%
Total	32,439	33,114	31,705	-2%	-4%
1st District	3,950	3,917	3,379	-14%	-14%
2nd District	2,235	2,314	2,060	-8%	-11%
3rd District	19,602	20,323	20,271	3%	0%
4th District	6,652	6,560	5,995	-10%	-9%

**District Court Activity
Misdemeanor Case Filings - Other Courts
FY 07 - FY 09**

Court	FY 07	FY 08	FY 09	Change	
				FY 07 to FY 09	FY 08 to FY 09
Angoon	33	43	30	-9%	-30%
Aniak	92	109	120	30%	10%
Chevak	306	315	293	-4%	-7%
Emmonak	165	176	150	-9%	-15%
Fort Yukon	31	83	47	52%	-43%
Galena	120	162	106	-12%	-35%
Haines	143	93	67	-53%	-28%
Healy	126	118	123	-2%	4%
Hoonah	85	69	38	-55%	-45%
Kake	48	18	49	2%	172%
McGrath	31	24	50	61%	108%
Nenana	99	69	67	-32%	-3%
Sand Point	92	129	114	24%	-12%
Skagway	25	21	22	-12%	5%
St. Marys	127	178	116	-9%	-35%
St. Paul	37	50	29	-22%	-42%
Tanana	8	20	11	N/S	-45%
Unalakleet	34	83	64	88%	-23%
Yakutat	49	54	37	-24%	-31%
Total	1,651	1,814	1,533	-7%	-15%
1st District	383	298	243	-37%	-18%
2nd District	34	83	64	88%	-23%
3rd District	129	179	143	11%	-20%
4th District	1,105	1,254	1,083	-2%	-14%

N/S - Numbers 10 or less are not compared statistically

**District Court Activity
Misdemeanor Filings by Case Type - Superior Court Trial Sites
FY 09**

Court	Case Type											Total
	Person	Property	Drugs	Weapon	Public Order	DUI	Reckless Driving	Mtr Veh Other	Prot Ord Violation	Fish & Game	Other	
Anchorage	2,085	1,584	265	50	2,208	2,466	56	2,216	248	12	1,134	12,324
Barrow	105	29	21	3	157	70	1	63	18	3	58	528
Bethel	260	82	21	6	221	73	6	36	30	9	111	855
Cordova	12	10	8	0	30	21	1	9	0	40	12	143
Craig	37	20	10	3	27	28	1	32	0	5	89	252
Delta Junction	11	14	0	3	17	29	3	41	3	40	15	176
Dillingham	77	48	7	1	130	45	1	27	5	44	80	465
Fairbanks	404	457	75	18	698	874	24	698	48	30	360	3,686
Glennallen	20	9	6	2	20	40	1	25	2	23	12	160
Homer	62	31	22	4	57	109	0	118	0	0	55	458
Juneau	212	193	12	1	254	203	1	66	15	14	189	1,160
Kenai	222	188	98	9	393	437	5	616	0	24	240	2,232
Ketchikan	132	95	45	3	214	103	4	154	0	8	217	975
Kodiak	74	32	19	2	85	67	5	121	9	28	77	519
Kotzebue	184	89	3	3	251	44	10	44	9	8	55	700
Naknek	28	8	4	1	18	15	2	6	2	123	18	225
Nome	258	51	9	10	234	50	2	24	8	4	118	768
Palmer	252	167	78	14	395	676	36	907	27	64	131	2,747
Petersburg	16	13	3	1	38	25	0	20	0	11	12	139
Seward	38	23	13	2	93	81	1	98	0	17	34	400
Sitka	59	42	6	0	109	78	1	66	0	14	118	493
Tok	26	11	4	1	53	23	1	28	0	24	24	195
Unalaska	43	27	5	1	42	49	3	22	1	35	29	257
Valdez	32	9	4	5	29	48	0	38	0	9	24	198
Wrangell	10	20	4	0	37	19	0	11	0	7	9	117
Sub-total	4,659	3,252	742	143	5,810	5,673	165	5,486	425	596	3,221	30,172
Cases from Other Courts	416	96	39	24	303	127	12	97	11	101	307	1,533
Total	5,075	3,348	781	167	6,113	5,800	177	5,583	436	697	3,528	31,705
% of Total	16.0	10.6	2.5	0.5	19.3	18.3	0.5	17.6	1.4	2.2	11.1	100.0
1st District	482	391	82	9	689	463	7	362	15	61	818	3,379
2nd District	563	174	34	16	664	169	13	132	35	17	243	2,060
3rd District	2,980	2,149	532	92	3,533	4,067	111	4,224	295	422	1,866	20,271
4th District	1,050	634	133	50	1,227	1,101	46	865	91	197	601	5,995

**District Court Activity
Misdemeanor Filings by Case Type - Other Courts
FY 09**

Court	Case Type											Total
	Person	Property	Drugs	Weapon	Public Order	DUI	Reckless Driving	Mtr Veh Other	Prot Ord Violation	Fish & Game	Other	
Angoon	0	0	0	0	0	0	0	0	0	0	30	30
Aniak	51	4	4	3	19	10	0	1	0	10	18	120
Chevak	120	18	4	2	69	37	4	1	1	37	0	293
Emmonak	60	8	0	7	48	8	0	0	0	5	14	150
Fort Yukon	25	7	0	2	4	3	0	1	1	1	3	47
Galena	27	10	0	3	29	5	3	7	1	9	12	106
Haines	16	8	2	1	10	7	0	13	0	2	8	67
Healy	2	13	19	1	15	12	3	44	0	7	7	123
Hoonah	0	0	0	0	0	0	0	0	0	0	38	38
Kake	0	0	0	0	0	0	0	0	0	0	49	49
McGrath	7	1	3	0	16	5	1	0	1	9	7	50
Nenana	18	3	1	1	12	5	0	8	3	8	8	67
Sand Point	25	12	3	1	26	10	0	17	1	3	16	114
Skagway	0	0	0	0	0	0	0	0	0	0	22	22
St. Marys	35	5	2	3	21	17	1	0	3	8	21	116
St. Paul	10	1	0	0	7	3	0	4	0	0	4	29
Tanana	4	1	0	0	5	0	0	0	0	0	1	11
Unalakleet	16	5	1	0	22	5	0	1	0	2	12	64
Yakutat	0	0	0	0	0	0	0	0	0	0	37	37
Total	416	96	39	24	303	127	12	97	11	101	307	1,533
% of Total	27.1	6.3	2.5	1.6	19.8	8.3	0.8	6.3	0.7	6.6	20.0	100.0
1st District	16	8	2	1	10	7	0	13	0	2	184	243
2nd District	16	5	1	0	22	5	0	1	0	2	12	64
3rd District	35	13	3	1	33	13	0	21	1	3	20	143
4th District	349	70	33	22	238	102	12	62	10	94	91	1,083

**District Court Activity
Misdemeanor Case Types
FY 09**

<p>Person</p> <ul style="list-style-type: none"> Homicide Assault Reckless Endangerment Kidnapping Custodial Interference Human Trafficking Sex Offenses Robbery Extortion Coercion 	<p>Public Order</p> <ul style="list-style-type: none"> Riot Disorderly Conduct Harassment Indecent Viewing or Photography Possess or Distribute Child Pornography Cruelty to Animals Recruiting Gang Members Gambling Alcohol Licensing Laws
<p>Property</p> <ul style="list-style-type: none"> Theft Burglary Criminal Trespass Vehicle Theft Arson Criminal Mischief Business and Commercial Offenses 	<p>Motor Vehicle DUI</p> <p>Motor Vehicle Reckless Driving</p> <p>Motor Vehicle Other</p> <p>Protection Order Violation</p> <p>Fish and Game</p>
<p>Drugs</p> <ul style="list-style-type: none"> Misconduct Involving a Controlled Substance Manufacture, Delivery or Possession of Imitation Controlled Substance 	<p>Other</p> <ul style="list-style-type: none"> Offenses against Public Administration Offenses against Family and Vulnerable Adults All other offenses, including cases in which a charging document was never filed
<p>Weapons</p> <ul style="list-style-type: none"> Misconduct Involving Weapons Criminal Possession of Explosives Unlawful Furnishing of Explosives 	

Criminal cases typically contain multiple charges. The Alaska Court System categorizes cases for reporting purposes based on the most serious charge.

In FY07 the Alaska Court System changed the way it categorizes criminal cases for annual reporting. The categories now conform to the National Center for State Courts' national model for caseload statistical reporting. This change is intended to make Alaska's statistics easier to compile, understand, and compare to those of other jurisdictions.

Deliberately left blank

**District Court Activity
Misdemeanor Case Dispositions - Superior Court Trial Sites
FY 07 - FY 09**

Court	FY 07	FY 08	FY 09	Change	
				FY 07 to FY 09	FY 08 to FY 09
Anchorage	10,811	11,840	12,239	13%	3%
Barrow	550	608	520	-5%	-14%
Bethel	1,509	1,199	879	-42%	-27%
Cordova	107	130	133	24%	2%
Craig	280	337	263	-6%	-22%
Delta Junction	87	167	174	100%	4%
Dillingham	509	543	483	-5%	-11%
Fairbanks	3,903	3,846	3,608	-8%	-6%
Glennallen	198	161	154	-22%	-4%
Homer	532	426	441	-17%	4%
Juneau	1,298	1,398	1,197	-8%	-14%
Kenai	2,367	2,152	2,142	-10%	0%
Ketchikan	1,050	1,059	930	-11%	-12%
Kodiak	666	606	519	-22%	-14%
Kotzebue	735	794	746	1%	-6%
Naknek	257	237	228	-11%	-4%
Nome	846	818	766	-9%	-6%
Palmer	2,786	2,729	2,921	5%	7%
Petersburg	141	202	138	-2%	-32%
Seward	429	406	420	-2%	3%
Sitka	568	512	512	-10%	0%
Tok	167	159	161	-4%	1%
Unalaska	247	303	247	0%	-18%
Valdez	191	207	191	0%	-8%
Wrangell	135	102	115	-15%	13%
Sub-total	30,369	30,941	30,127	-1%	-3%
Misdemeanor Cases from Other Courts	1,635	1,845	1,486	-9%	-19%
Total	32,004	32,786	31,613	-1%	-4%
1st District	3,847	3,928	3,399	-12%	-13%
2nd District	2,164	2,298	2,091	-3%	-9%
3rd District	19,220	19,892	20,280	6%	2%
4th District	6,773	6,668	5,843	-14%	-12%

District Court Activity
Misdemeanor Case Dispositions - Other Courts
FY 07 - FY 09

Court	FY 07	FY 08	FY 09	Change	
				FY 07 to FY 09	FY 08 to FY 09
Angoon	34	26	26	-24%	0%
Aniak	78	114	102	31%	-11%
Chevak	302	327	258	-15%	-21%
Emmonak	157	179	151	-4%	-16%
Fort Yukon	60	68	42	-30%	-38%
Galena	138	142	112	-19%	-21%
Haines	131	92	70	-47%	-24%
Healy	146	135	101	-31%	-25%
Hoonah	90	87	51	-43%	-41%
Kake	49	32	39	-20%	22%
McGrath	26	27	48	85%	78%
Nenana	85	108	63	-26%	-42%
Sand Point	86	107	124	44%	16%
Skagway	22	28	30	36%	7%
St. Marys	108	176	135	25%	-23%
St. Paul	34	45	38	12%	-16%
Tanana	7	21	9	N/S	N/S
Unalakleet	33	78	59	79%	-24%
Yakutat	49	53	28	-43%	-47%
Total	1,635	1,845	1,486	-9%	-19%
1st District	375	318	244	-35%	-23%
2nd District	33	78	59	79%	-24%
3rd District	120	152	162	35%	7%
4th District	1,107	1,297	1,021	-8%	-21%

N/S - Numbers 10 or less are not compared statistically

**District Court Activity
Misdemeanor Case Dispositions by Manner of Disposition -
Superior Court Trial Sites
FY 09**

Court	Stage of Disposition									Total
	At / Before Arraignment		Between Arraignment and Trial			Court Trials		Jury Trials		
	Dismiss	Pled Guilty	Dismiss	Pled Guilty	Other	Guilty	Not Guilty	Guilty	Not Guilty	
Anchorage	819	2,346	2,982	6,021	18	0	3	44	6	12,239
Barrow	10	223	159	128	0	0	0	0	0	520
Bethel	3	291	270	198	112	1	0	1	3	879
Cordova	0	68	18	47	0	0	0	0	0	133
Craig	10	78	55	116	0	0	0	3	1	263
Delta Junction	0	79	34	59	2	0	0	0	0	174
Dillingham	2	26	101	231	123	0	0	0	0	483
Fairbanks	184	1,434	739	1,233	6	0	0	9	3	3,608
Glennallen	2	33	49	64	3	2	0	1	0	154
Homer	22	90	112	186	29	0	0	0	2	441
Juneau	21	100	290	772	0	0	0	13	1	1,197
Kenai	178	740	323	881	10	0	0	6	4	2,142
Ketchikan	21	117	309	461	0	1	0	17	4	930
Kodiak	0	52	189	32	245	1	0	0	0	519
Kotzebue	9	256	138	341	0	1	0	1	0	746
Naknek	0	84	54	45	44	1	0	0	0	228
Nome	4	110	222	428	0	0	0	2	0	766
Palmer	32	488	894	1,478	14	3	0	11	1	2,921
Petersburg	0	51	26	59	0	1	0	0	1	138
Seward	12	158	56	191	2	1	0	0	0	420
Sitka	21	74	132	281	0	1	0	3	0	512
Tok	1	33	66	60	0	0	0	0	1	161
Unalaska	0	32	53	51	111	0	0	0	0	247
Valdez	0	62	51	75	0	1	0	2	0	191
Wrangell	0	12	19	84	0	0	0	0	0	115
Sub-total	1,351	7,037	7,341	13,522	719	14	3	113	27	30,127
Cases from Other Courts	19	286	345	491	335	1	0	1	8	1,486
Total	1,370	7,323	7,686	14,013	1,054	15	3	114	35	31,613
% of Total	4.3	23.2	24.3	44.3	3.3	0.1	-	0.4	0.1	100.0
1st District	73	432	854	1,816	175	3	0	36	10	3,399
2nd District	23	610	537	917	0	1	0	3	0	2,091
3rd District	1,069	4,232	4,926	9,345	616	9	3	65	15	20,280
4th District	205	2,049	1,369	1,935	263	2	0	10	10	5,843

**District Court Activity
Misdemeanor Case Dispositions by Manner of Disposition - Other Courts
FY 09**

Court	Stage of Disposition									Total
	At / Before Arraignment		Between Arraignment and Trial			Court Trials		Jury Trials		
	Dismiss	Pled Guilty	Dismiss	Pled Guilty	Other	Guilty	Not Guilty	Guilty	Not Guilty	
Angoon	0	0	0	0	26	0	0	0	0	26
Aniak	0	23	26	31	21	0	0	0	1	102
Chevak	3	46	72	102	34	0	0	0	1	258
Emmonak	0	33	39	42	36	0	0	0	1	151
Fort Yukon	1	5	17	19	0	0	0	0	0	42
Galena	2	7	32	70	0	1	0	0	0	112
Haines	0	0	23	43	1	0	0	0	3	70
Healy	7	24	28	42	0	0	0	0	0	101
Hoonah	0	0	0	0	51	0	0	0	0	51
Kake	0	0	0	0	39	0	0	0	0	39
McGrath	0	24	6	8	10	0	0	0	0	48
Nenana	4	19	17	21	2	0	0	0	0	63
Sand Point	2	46	34	39	0	0	0	1	2	124
Skagway	0	0	0	0	30	0	0	0	0	30
St. Marys	0	31	22	42	40	0	0	0	0	135
St. Paul	0	7	10	4	17	0	0	0	0	38
Tanana	0	0	1	8	0	0	0	0	0	9
Unalakleet	0	21	18	20	0	0	0	0	0	59
Yakutat	0	0	0	0	28	0	0	0	0	28
Total	19	286	345	491	335	1	0	1	8	1,486
% of Total	1.3	19.3	23.2	33.0	22.5	0.1	-	0.1	0.5	100.0
1st District	0	0	23	43	175	0	0	0	3	244
2nd District	0	21	18	20	0	0	0	0	0	59
3rd District	2	53	44	43	17	0	0	1	2	162
4th District	17	212	260	385	143	1	0	0	3	1,021

District Court Activity
Felony Filings in District Court¹ - Superior Court Trial Sites
FY 07 - FY 09

Court	FY 07	FY 08	FY 09	Change	
				FY 07 to FY 09	FY 08 to FY 09
Anchorage	2,801	3,031	2,737	-2%	-10%
Barrow	54	55	47	-13%	-15%
Bethel	349	231	188	-46%	-19%
Cordova	14	19	17	21%	-11%
Craig	19	38	37	95%	-3%
Delta Junction	0	9	14	N/S	N/S
Dillingham	95	83	72	-24%	-13%
Fairbanks	489	453	463	-5%	2%
Glennallen	25	10	13	-48%	N/S
Homer	77	56	44	-43%	-21%
Juneau	128	164	127	-1%	-23%
Kenai	269	216	0	N/S	N/S
Ketchikan	122	107	120	-2%	12%
Kodiak	81	67	64	-21%	-4%
Kotzebue	154	139	130	-16%	-6%
Naknek	16	25	17	6%	-32%
Nome	129	142	117	-9%	-18%
Palmer	362	414	398	10%	-4%
Petersburg	9	16	12	N/S	-25%
Seward	57	44	38	-33%	-14%
Sitka	49	51	23	-53%	-55%
Tok	3	3	15	N/S	N/S
Unalaska	37	27	24	-35%	-11%
Valdez	46	31	28	-39%	-10%
Wrangell	3	3	7	N/S	N/S
Sub-total	5,388	5,434	4,752	-12%	-13%
Felony Cases from Other Courts	23	89	174	657%	96%
Total	5,411	5,523	4,926	-9%	-11%
1st District	332	382	339	2%	-11%
2nd District	339	348	297	-12%	-15%
3rd District	3,899	4,050	3,467	-11%	-14%
4th District	841	743	823	-2%	11%

¹This chart is for information purposes only. The totals are not included in the district court totals. Felony cases are reported as superior court cases, regardless of where the case was initiated.

N/S - Numbers 10 or less are not compared statistically

District Court Activity
Felony Filings in District Court¹ - Other Courts
FY 07 - FY 09

Court	FY 07	FY 08	FY 09	Change	
				FY 07 to FY 09	FY 08 to FY 09
Angoon	0	0	0	N/S	N/S
Aniak	0	14	26	N/S	86%
Chevak	0	0	31	N/S	N/S
Emmonak	0	0	15	N/S	N/S
Fort Yukon	0	13	16	N/S	23%
Galena	0	7	12	N/S	N/S
Haines	2	3	13	N/S	N/S
Healy	0	4	3	N/S	N/S
Hoonah	0	0	0	N/S	N/S
Kake	0	0	0	N/S	N/S
McGrath	0	0	4	N/S	N/S
Nenana	0	7	15	N/S	N/S
Sand Point	11	18	6	N/S	N/S
Skagway	0	0	0	N/S	N/S
St. Marys	0	0	20	N/S	N/S
St. Paul	8	9	9	N/S	N/S
Tanana	0	2	1	N/S	N/S
Unalakleet	2	12	3	N/S	N/S
Yakutat	0	0	0	N/S	N/S
Total	23	89	174	657%	96%
1st District	2	3	13	N/S	N/S
2nd District	2	12	3	N/S	N/S
3rd District	19	27	15	-21%	-44%
4th District	0	47	143	N/S	204%

¹This chart is for information purposes only. The totals are not included in the district court totals. Felony cases are reported as superior court cases, regardless of where the case was initiated.

N/S - Numbers 10 or less are not compared statistically

**District Court Activity
Small Claims Case Filings - Superior Court Trial Sites
FY 07 - FY 09**

Court	FY 07	FY 08	FY 09	Change	
				FY 07 to FY 09	FY 08 to FY 09
Anchorage	5,074	6,020	5,922	17%	-2%
Barrow	54	56	82	52%	46%
Bethel	132	154	101	-23%	-34%
Cordova	13	28	20	54%	-29%
Craig	30	49	58	93%	18%
Delta Junction	19	37	40	111%	8%
Dillingham	49	60	64	31%	7%
Fairbanks	1,303	1,596	1,379	6%	-14%
Glennallen	23	46	24	4%	-48%
Homer	104	87	124	19%	43%
Juneau	869	811	1,227	41%	51%
Kenai	374	456	382	2%	-16%
Ketchikan	292	252	411	41%	63%
Kodiak	186	131	149	-20%	14%
Kotzebue	60	70	54	-10%	-23%
Naknek	38	39	9	N/S	N/S
Nome	125	126	147	18%	17%
Palmer	759	759	905	19%	19%
Petersburg	55	31	53	-4%	71%
Seward	35	30	24	-31%	-20%
Sitka	127	98	132	4%	35%
Tok	16	28	16	0%	-43%
Unalaska	15	21	18	20%	-14%
Valdez	36	48	45	25%	-6%
Wrangell	19	16	29	53%	81%
Sub-total	9,807	11,049	11,415	16%	3%
Small Claims Cases from Other Courts	159	220	209	31%	-5%
Total	9,966	11,269	11,624	17%	3%
1st District	1,457	1,325	1,985	36%	50%
2nd District	275	254	284	3%	12%
3rd District	6,710	7,725	7,688	15%	0%
4th District	1,524	1,965	1,667	9%	-15%

**District Court Activity
Small Claims Case Filings - Other Courts
FY 07 - FY 09**

Court	FY 07	FY 08	FY 09	Change	
				FY 07 to FY 09	FY 08 to FY 09
Angoon	8	0	2	N/S	N/S
Aniak	10	34	11	N/S	-68%
Chevak	1	9	4	N/S	N/S
Emmonak	7	14	26	N/S	86%
Fort Yukon	3	11	35	N/S	218%
Galena	4	17	10	N/S	N/S
Haines	22	28	28	27%	0%
Healy	15	12	4	N/S	N/S
Hoonah	11	8	15	36%	N/S
Kake	1	7	0	N/S	N/S
McGrath	1	5	5	N/S	N/S
Nenana	4	25	16	N/S	-36%
Sand Point	4	0	0	N/S	N/S
Skagway	5	14	5	N/S	N/S
St. Marys	7	23	19	N/S	-17%
St. Paul	0	0	2	N/S	N/S
Tanana	2	0	1	N/S	N/S
Unalakleet	36	2	1	N/S	N/S
Yakutat	18	11	25	39%	127%
Total	159	220	209	31%	-5%
1st District	65	68	75	15%	10%
2nd District	36	2	1	N/S	N/S
3rd District	4	0	2	N/S	N/S
4th District	54	150	131	143%	-13%

N/S - Numbers 10 or less are not compared statistically

**District Court Activity
Small Claims Case Dispositions - Superior Court Trial Sites
FY 07 - FY 09**

Court	FY 07	FY 08	FY 09	Change	
				FY 07 to FY 09	FY 08 to FY 09
Anchorage	7,135	5,396	6,033	-15%	12%
Barrow	54	41	38	-30%	-7%
Bethel	87	144	169	94%	17%
Cordova	31	19	19	-39%	0%
Craig	32	43	32	0%	-26%
Delta Junction	17	33	45	165%	36%
Dillingham	24	46	51	113%	11%
Fairbanks	1,289	1,388	1,502	17%	8%
Glennallen	24	37	31	29%	-16%
Homer	92	62	132	43%	113%
Juneau	785	854	894	14%	5%
Kenai	344	349	545	58%	56%
Ketchikan	284	275	301	6%	9%
Kodiak	145	134	133	-8%	-1%
Kotzebue	53	47	81	53%	72%
Naknek	25	23	54	116%	135%
Nome	80	137	152	90%	11%
Palmer	1,079	895	789	-27%	-12%
Petersburg	54	30	40	-26%	33%
Seward	43	28	27	-37%	-4%
Sitka	116	108	124	7%	15%
Tok	20	21	12	-40%	-43%
Unalaska	15	17	18	20%	6%
Valdez	55	42	51	-7%	21%
Wrangell	16	15	26	63%	73%
Sub-total	11,899	10,184	11,299	-5%	11%
Small Claims Cases from Other Courts	39	229	234	500%	2%
Total	11,938	10,413	11,533	-3%	11%
1st District	1,303	1,388	1,500	15%	8%
2nd District	187	252	299	60%	19%
3rd District	9,014	7,051	7,888	-12%	12%
4th District	1,434	1,722	1,846	29%	7%

District Court Activity
Small Claims Case Dispositions - Other Courts
FY 07 - FY 09

Court	FY 07	FY 08	FY 09	Change	
				FY 07 to FY 09	FY 08 to FY 09
Angoon	0	4	0	N/S	N/S
Aniak	0	18	18	N/S	0%
Chevak	0	0	10	N/S	N/S
Emmonak	0	16	15	N/S	-6%
Fort Yukon	0	5	12	N/S	N/S
Galena	0	15	10	N/S	N/S
Haines	16	22	33	106%	50%
Healy	5	17	9	N/S	N/S
Hoonah	0	14	17	N/S	21%
Kake	0	5	1	N/S	N/S
McGrath	0	4	3	N/S	N/S
Nenana	16	33	21	31%	-36%
Sand Point	2	2	4	N/S	N/S
Skagway	0	12	9	N/S	N/S
St. Marys	0	23	20	N/S	-13%
St. Paul	0	1	1	N/S	N/S
Tanana	0	5	0	N/S	N/S
Unalakleet	0	27	28	N/S	4%
Yakutat	0	6	23	N/S	N/S
Total	39	229	234	500%	2%
1st District	16	63	83	419%	32%
2nd District	0	27	28	N/S	4%
3rd District	2	3	5	N/S	N/S
4th District	21	136	118	462%	-13%

N/S - Numbers 10 or less are not compared statistically

**District Court Activity
Small Claims Case Dispositions by Manner of Disposition -
Superior Court Trial Sites
FY 09**

Court	Stage of Disposition					Total
	Dismiss	Default Judgment	Judgment on the Pleadings	Trial	Other	
Anchorage	2,218	3,063	423	190	139	6,033
Barrow	16	17	4	0	1	38
Bethel	76	80	11	0	2	169
Cordova	4	7	5	2	1	19
Craig	5	16	6	1	4	32
Delta Junction	20	11	7	5	2	45
Dillingham	13	21	16	0	1	51
Fairbanks	628	631	93	121	29	1,502
Glennallen	6	13	10	2	0	31
Homer	49	51	15	0	17	132
Juneau	324	440	73	38	19	894
Kenai	258	175	57	0	55	545
Ketchikan	67	181	29	13	11	301
Kodiak	63	47	23	0	0	133
Kotzebue	37	36	6	1	1	81
Naknek	44	8	2	0	0	54
Nome	62	60	26	4	0	152
Palmer	309	350	47	69	14	789
Petersburg	16	10	4	6	4	40
Seward	11	10	5	0	1	27
Sitka	41	70	6	5	2	124
Tok	3	8	1	0	0	12
Unalaska	10	6	0	0	2	18
Valdez	18	18	7	7	1	51
Wrangell	4	17	3	2	0	26
Sub-total	4,302	5,346	879	466	306	11,299
Small Claims Cases from Other Courts	75	77	20	9	53	234
Total	4,377	5,423	899	475	359	11,533
% of Total	38.0	47.0	7.8	4.1	3.1	100.0
1st District	473	740	124	73	90	1,500
2nd District	141	115	36	5	2	299
3rd District	3,005	3,772	610	270	231	7,888
4th District	758	796	129	127	36	1,846

**District Court Activity
Small Claims Case Dispositions by Manner of Disposition - Other Courts
FY 09**

Courts	Stage of Disposition					Total
	Dismiss	Default Judgment	Judgment on the Pleadings	Trial	Other	
Angoon	0	0	0	0	0	0
Aniak	6	9	3	0	0	18
Chevak	3	5	1	0	1	10
Emmonak	2	8	5	0	0	15
Fort Yukon	6	6	0	0	0	12
Galena	2	7	1	0	0	10
Haines	16	6	3	8	0	33
Healy	4	4	0	0	1	9
Hoonah	0	0	0	0	17	17
Kake	0	0	0	0	1	1
McGrath	1	1	1	0	0	3
Nenana	4	12	3	1	1	21
Sand Point	1	3	0	0	0	4
Skagway	0	0	0	0	9	9
St. Marys	3	14	3	0	0	20
St. Paul	1	0	0	0	0	1
Tanana	0	0	0	0	0	0
Unalakleet	26	2	0	0	0	28
Yakutat	0	0	0	0	23	23
Total	75	77	20	9	53	234
% of Total	32.1	32.9	8.5	3.9	22.6	100.0
1st District	16	6	3	8	50	83
2nd District	26	2	0	0	0	28
3rd District	2	3	0	0	0	5
4th District	31	66	17	1	3	118

**District Court Activity
Domestic Violence Case Filings - Superior Court Trial Sites
FY 07 - FY 09**

Court	FY 07	FY 08	FY 09	Change	
				FY 07 to FY 09	FY 08 to FY 09
Anchorage	3,729	3,903	3,912	5%	0%
Barrow	78	106	87	12%	-18%
Bethel	118	147	172	46%	17%
Cordova	10	11	5	N/S	N/S
Craig	51	53	48	-6%	-9%
Delta Junction	20	16	21	5%	31%
Dillingham	44	55	54	23%	-2%
Fairbanks	791	836	706	-11%	-16%
Glennallen	17	14	20	18%	43%
Homer	105	138	114	9%	-17%
Juneau	305	287	326	7%	14%
Kenai	391	347	378	-3%	9%
Ketchikan	263	283	286	9%	1%
Kodiak	103	101	138	34%	37%
Kotzebue	95	134	124	31%	-7%
Naknek	5	7	13	N/S	N/S
Nome	119	117	77	-35%	-34%
Palmer	610	671	638	5%	-5%
Petersburg	17	24	18	6%	-25%
Seward	43	39	42	-2%	8%
Sitka	96	67	63	-34%	-6%
Tok	21	17	9	N/S	N/S
Unalaska	8	3	4	N/S	N/S
Valdez	27	17	27	0%	59%
Wrangell	7	17	21	N/S	24%
Sub-total	7,073	7,410	7,303	3%	-1%
Domestic Violence Cases from Other Courts	160	224	223	39%	0%
Total	7,233	7,634	7,526	4%	-1%
1st District	777	780	808	4%	4%
2nd District	293	361	292	0%	-19%
3rd District	5,097	5,313	5,366	5%	1%
4th District	1,066	1,180	1,060	-1%	-10%

N/S - Numbers 10 or less are not compared statistically

**District Court Activity
Domestic Violence Case Filings - Other Courts
FY 07 - FY 09**

Court	FY 07	FY 08	FY 09	Change	
				FY 07 to FY 09	FY 08 to FY 09
Angoon	1	2	7	N/S	N/S
Aniak	25	25	10	N/S	N/S
Chevak	12	17	29	142%	71%
Emmonak	32	46	39	22%	-15%
Fort Yukon	14	11	10	N/S	N/S
Galena	11	10	13	18%	N/S
Haines	24	33	28	17%	-15%
Healy	0	5	6	N/S	N/S
Hoonah	5	6	8	N/S	N/S
Kake	0	2	0	N/S	N/S
McGrath	3	3	1	N/S	N/S
Nenana	0	7	14	N/S	N/S
Sand Point	0	0	10	N/S	N/S
Skagway	1	4	0	N/S	N/S
St. Marys	19	40	28	47%	-30%
St. Paul	5	7	11	N/S	N/S
Tanana	0	0	2	N/S	N/S
Unalakleet	1	4	4	N/S	N/S
Yakutat	7	2	3	N/S	N/S
Total	160	224	223	39%	0%
1st District	38	49	46	21%	-6%
2nd District	1	4	4	N/S	N/S
3rd District	5	7	21	N/S	N/S
4th District	116	164	152	31%	-7%

N/S - Numbers 10 or less are not statistically compared

District Court Activity
Domestic Violence Case Dispositions - Superior Court Trial Sites
FY 07 - FY 09

Court	FY 07	FY 08	FY 09	Change	
				FY 07 to FY 09	FY 08 to FY 09
Anchorage	3,569	3,755	3,910	10%	4%
Barrow	82	108	79	-4%	-27%
Bethel	77	137	174	126%	27%
Cordova	11	11	4	N/S	N/S
Craig	46	55	44	-4%	-20%
Delta Junction	20	14	21	5%	50%
Dillingham	29	53	45	55%	-15%
Fairbanks	770	817	701	-9%	-14%
Glennallen	15	15	21	40%	40%
Homer	104	128	118	13%	-8%
Juneau	299	287	323	8%	13%
Kenai	379	350	377	-1%	8%
Ketchikan	254	280	289	14%	3%
Kodiak	97	91	137	41%	51%
Kotzebue	85	133	125	47%	-6%
Naknek	5	7	13	N/S	N/S
Nome	111	116	74	-33%	-36%
Palmer	583	647	615	5%	-5%
Petersburg	16	25	18	13%	-28%
Seward	45	39	42	-7%	8%
Sitka	95	68	65	-32%	-4%
Tok	19	18	9	N/S	N/S
Unalaska	7	3	4	N/S	N/S
Valdez	23	20	24	4%	20%
Wrangell	9	18	18	N/S	0%
Sub-total	6,750	7,195	7,250	7%	1%
Domestic Violence Cases from Other Courts	34	201	208	512%	3%
Total	6,784	7,396	7,458	10%	1%
1st District	746	768	799	7%	4%
2nd District	278	361	282	1%	-22%
3rd District	4,872	5,130	5,333	9%	4%
4th District	888	1,137	1,044	18%	-8%

N/S - Numbers 10 or less are not compared statistically

**District Court Activity
Domestic Violence Case Dispositions - Other Courts
FY 07 - FY 09**

Court	FY 07	FY 08	FY 09	Change	
				FY 07 to FY 09	FY 08 to FY 09
Angoon	0	1	5	N/S	N/S
Aniak	0	23	9	N/S	N/S
Chevak	0	9	25	N/S	N/S
Emmonak	0	39	35	N/S	-10%
Fort Yukon	0	11	6	N/S	N/S
Galena	0	11	12	N/S	9%
Haines	27	20	30	11%	50%
Healy	1	5	6	N/S	N/S
Hoonah	0	7	7	N/S	N/S
Kake	0	2	0	N/S	N/S
McGrath	0	3	1	N/S	N/S
Nenana	1	7	14	N/S	N/S
Sand Point	0	4	12	N/S	N/S
Skagway	0	3	0	N/S	N/S
St. Marys	0	42	29	N/S	-31%
St. Paul	5	7	11	N/S	N/S
Tanana	0	1	2	N/S	N/S
Unalakleet	0	4	4	N/S	N/S
Yakutat	0	2	0	N/S	N/S
Total	34	201	208	512%	3%
1st District	27	35	42	56%	20%
2nd District	0	4	4	N/S	N/S
3rd District	5	11	23	N/S	109%
4th District	2	151	139	N/S	-8%

N/S Numbers 10 or less are not compared statistically

**District Court Activity
General Civil Case Filings - Superior Court Trial Sites
FY 07 - FY 09**

Court	FY 07	FY 08	FY 09	Change	
				FY 07 to FY 09	FY 08 to FY 09
Anchorage	4,991	4,815	4,534	-9%	-6%
Barrow	22	30	17	-23%	-43%
Bethel	115	115	138	20%	20%
Cordova	20	7	14	-30%	N/S
Craig	45	25	18	-60%	-28%
Delta Junction	10	17	9	N/S	N/S
Dillingham	44	34	39	-11%	15%
Fairbanks	938	1,079	995	6%	-8%
Glennallen	17	27	10	N/S	N/S
Homer	72	90	70	-3%	-22%
Juneau	224	280	279	25%	0%
Kenai	303	369	273	-10%	-26%
Ketchikan	131	189	177	35%	-6%
Kodiak	70	108	84	20%	-22%
Kotzebue	29	29	13	-55%	-55%
Naknek	14	15	20	43%	33%
Nome	34	52	28	-18%	-46%
Palmer	634	871	870	37%	0%
Petersburg	13	23	16	23%	-30%
Seward	27	37	34	26%	-8%
Sitka	47	58	63	34%	9%
Tok	8	6	9	N/S	N/S
Unalaska	31	32	32	3%	0%
Valdez	24	34	20	-17%	-41%
Wrangell	8	15	14	N/S	-7%
Sub-total	7,871	8,357	7,776	-1%	-7%
General Civil Cases from Other Courts	45	77	54	20%	-30%
Total	7,916	8,434	7,830	-1%	-7%
1st District	493	626	587	19%	-6%
2nd District	87	113	58	-33%	-49%
3rd District	6,255	6,450	6,004	-4%	-7%
4th District	1,081	1,245	1,181	9%	-5%

N/S - Numbers 10 or less are not compared statistically

**District Court Activity
General Civil Case Filings - Other Courts
FY 07 - FY 09**

Court	FY 07	FY 08	FY 09	Change	
				FY 07 to FY 09	FY 08 to FY 09
Angoon	6	0	0	N/S	N/S
Aniak	0	6	4	N/S	N/S
Chevak	0	0	1	N/S	N/S
Emmonak	0	1	3	N/S	N/S
Fort Yukon	0	1	0	N/S	N/S
Galena	1	1	1	N/S	N/S
Haines	9	12	5	N/S	N/S
Healy	3	4	8	N/S	N/S
Hoonah	2	9	2	N/S	N/S
Kake	2	6	2	N/S	N/S
McGrath	0	1	4	N/S	N/S
Nenana	6	9	6	N/S	N/S
Sand Point	8	7	4	N/S	N/S
Skagway	3	4	9	N/S	N/S
St. Marys	0	5	3	N/S	N/S
St. Paul	0	4	0	N/S	N/S
Tanana	0	0	0	N/S	N/S
Unalakleet	2	2	0	N/S	N/S
Yakutat	3	5	2	N/S	N/S
Total	45	77	54	20%	-30%
1st District	25	36	20	-20%	-44%
2nd District	2	2	0	N/S	N/S
3rd District	8	11	4	N/S	N/S
4th District	10	28	30	N/S	7%

N/S - Numbers 10 or less are not compared statistically

**District Court Activity
General Civil Filings by Case Type - Superior Court Trial Sites
FY 09**

Court	Case Types			Total
	Eviction/ Real Property	Debt / Contract	Other	
Anchorage	1,981	2,099	454	4,534
Barrow	4	10	3	17
Bethel	4	119	15	138
Cordova	2	7	5	14
Craig	3	13	2	18
Delta Junction	1	7	1	9
Dillingham	8	17	14	39
Fairbanks	182	533	280	995
Glennallen	1	7	2	10
Homer	13	53	4	70
Juneau	48	187	44	279
Kenai	80	171	22	273
Ketchikan	62	96	19	177
Kodiak	14	68	2	84
Kotzebue	1	11	1	13
Naknek	0	20	0	20
Nome	2	24	2	28
Palmer	146	657	67	870
Petersburg	3	10	3	16
Seward	13	15	6	34
Sitka	7	48	8	63
Tok	0	7	2	9
Unalaska	1	20	11	32
Valdez	5	14	1	20
Wrangell	0	14	0	14
Sub-total	2,581	4,227	968	7,776
General Civil Cases from Other Courts	3	27	24	54
Total	2,584	4,254	992	7,830
% of Total	33.0	54.3	12.7	100.0
1st District	124	372	91	587
2nd District	7	45	6	58
3rd District	2,264	3,152	588	6,004
4th District	189	685	307	1,181

**District Court Activity
General Civil Filings by Case Type - Other Courts
FY 09**

Court	Case Types			Total
	Eviction/ Real Property	Debt / Contract	Other	
Angoon	0	0	0	0
Aniak	0	3	1	4
Chevak	0	0	1	1
Emmonak	0	0	3	3
Fort Yukon	0	0	0	0
Galena	0	1	0	1
Haines	1	4	0	5
Healy	1	7	0	8
Hoonah	0	0	2	2
Kake	0	0	2	2
McGrath	0	3	1	4
Nenana	1	4	1	6
Sand Point	0	4	0	4
Skagway	0	0	9	9
St. Marys	0	1	2	3
St. Paul	0	0	0	0
Tanana	0	0	0	0
Unalakleet	0	0	0	0
Yakutat	0	0	2	2
Total	3	27	24	54
% of Total	5.6	50.0	44.4	100.0
1st District	1	4	15	20
2nd District	0	0	0	0
3rd District	0	4	0	4
4th District	2	19	9	30

**District Court Activity
General Civil Case Dispositions - Superior Court Trial Sites
FY 07 - FY 09**

Court	FY 07	FY 08	FY 09	Change	
				FY 07 to FY 09	FY 08 to FY 09
Anchorage	5,836	4,652	4,849	-17%	4%
Barrow	16	21	19	19%	-10%
Bethel	125	118	148	18%	25%
Cordova	22	6	12	-45%	N/S
Craig	52	32	13	-75%	-59%
Delta Junction	7	14	15	N/S	7%
Dillingham	33	41	26	-21%	-37%
Fairbanks	1,049	995	1,059	1%	6%
Glennallen	19	26	16	-16%	-38%
Homer*	56	56	55	-2%	-2%
Juneau	215	242	300	40%	24%
Kenai	274	335	389	42%	16%
Ketchikan	122	166	178	46%	7%
Kodiak	60	73	97	62%	33%
Kotzebue	31	34	18	-42%	-47%
Naknek	11	15	18	64%	20%
Nome	38	33	47	24%	42%
Palmer	499	830	1,067	114%	29%
Petersburg	14	18	17	21%	-6%
Seward	25	28	34	36%	21%
Sitka	37	52	62	68%	19%
Tok	5	6	8	N/S	N/S
Unalaska	31	20	35	13%	75%
Valdez	28	25	32	14%	28%
Wrangell	12	11	13	8%	18%
Sub-total	8,617	7,849	8,527	-1%	9%
General Civil Cases from Other Courts	263	71	62	-76%	-13%
Total	8,880	7,920	8,589	-3%	8%
1st District	524	556	604	15%	9%
2nd District	116	89	85	-27%	-4%
3rd District	6,901	6,114	6,638	-4%	9%
4th District	1,339	1,161	1,262	-6%	9%

N/S - Numbers 10 or less are not compared statistically

District Court Activity
General Civil Dispositions - Other Courts
FY 07 - FY 09

Court	FY 07	FY 08	FY 09	Change	
				FY 07 to FY 09	FY 08 to FY 09
Angoon	11	1	0	N/S	N/S
Aniak	38	7	7	N/S	N/S
Chevak	15	1	0	N/S	N/S
Emmonak	36	0	3	N/S	N/S
Fort Yukon	17	0	0	N/S	N/S
Galena	12	3	1	N/S	N/S
Haines	7	8	11	N/S	N/S
Healy	1	4	6	N/S	N/S
Hoonah	15	10	4	N/S	N/S
Kake	5	6	2	N/S	N/S
McGrath	6	3	2	N/S	N/S
Nenana	9	9	9	N/S	N/S
Sand Point	6	5	6	N/S	N/S
Skagway	5	3	3	N/S	N/S
St. Marys	19	1	4	N/S	N/S
St. Paul	1	2	2	N/S	N/S
Tanana	0	0	0	N/S	N/S
Unalakleet	31	1	1	N/S	N/S
Yakutat	29	7	1	N/S	N/S
Total	263	71	62	-76%	-13%
1st District	72	35	21	-71%	-40%
2nd District	31	1	1	N/S	N/S
3rd District	7	7	8	N/S	N/S
4th District	153	28	32	-79%	14%

N/S - Numbers 10 or less are not compared statistically

**District Courts
General Civil Case Dispositions by Manner of Disposition -
Superior Court Trial Sites
FY 09**

Court	Stage of Disposition						Total
	Dismiss / Settle	Default Judgment	Summary Judgment	Court Trial	Jury Trial	Other	
Anchorage	2,850	1,519	331	14	7	128	4,849
Barrow	10	6	1	0	1	1	19
Bethel	35	86	21	0	0	6	148
Cordova	3	2	4	1	2	0	12
Craig	5	5	1	0	0	2	13
Delta Junction	7	4	3	0	0	1	15
Dillingham	7	13	5	0	0	1	26
Fairbanks	589	330	106	4	0	30	1,059
Glennallen	1	10	3	0	1	1	16
Homer	25	20	6	0	0	4	55
Juneau	115	111	13	3	0	58	300
Kenai	204	119	32	0	0	34	389
Ketchikan	71	65	6	0	1	35	178
Kodiak	39	41	14	0	0	3	97
Kotzebue	9	6	3	0	0	0	18
Naknek	8	9	0	0	0	1	18
Nome	27	13	5	1	0	1	47
Palmer	475	461	97	6	3	25	1,067
Petersburg	6	4	2	1	0	4	17
Seward	19	8	5	0	0	2	34
Sitka	22	23	0	0	1	16	62
Tok	4	0	4	0	0	0	8
Unalaska	15	12	1	0	0	7	35
Valdez	12	14	4	1	0	1	32
Wrangell	3	8	1	0	0	1	13
Sub-total	4,561	2,889	668	31	16	362	8,527
General Civil Cases from Other Courts	16	20	11	1	0	14	62
Total	4,577	2,909	679	32	16	376	8,589
% of Total	53.3	33.9	7.9	0.3	0.2	4.4	100.0
1st District	225	221	25	4	2	127	604
2nd District	46	26	9	1	1	2	85
3rd District	3,661	2,232	502	23	13	207	6,638
4th District	645	430	143	4	0	40	1,262

**District Court Activity
General Civil Dispositions by Manner of Disposition - Other Courts
FY 09**

Court	Stage of Disposition						Total
	Dismiss / Settle	Default Judgment	Summary Judgment	Court Trial	Jury Trial	Other	
Angoon	0	0	0	0	0	0	0
Aniak	1	5	1	0	0	0	7
Chevak	0	0	0	0	0	0	0
Emmonak	0	1	0	0	0	2	3
Fort Yukon	0	0	0	0	0	0	0
Galena	0	1	0	0	0	0	1
Haines	3	5	2	0	0	1	11
Healy	3	1	2	0	0	0	6
Hoonah	0	0	0	0	0	4	4
Kake	0	0	0	0	0	2	2
McGrath	0	0	2	0	0	0	2
Nenana	6	0	2	0	0	1	9
Sand Point	3	2	0	1	0	0	6
Skagway	0	0	0	0	0	3	3
St. Marys	0	2	2	0	0	0	4
St. Paul	0	2	0	0	0	0	2
Tanana	0	0	0	0	0	0	0
Unalakleet	0	1	0	0	0	0	1
Yakutat	0	0	0	0	0	1	1
Total	16	20	11	1	0	14	62
% of Total	25.8	32.3	17.7	1.6	0.0	22.6	100.0
1st District	3	5	2	0	0	11	21
2nd District	0	1	0	0	0	0	1
3rd District	3	4	0	1	0	0	8
4th District	10	10	9	0	0	3	32

**District Court Activity
Minor Offense Case Dispositions - Superior Court Trial Sites
FY 07 - FY 09**

Court	FY 07	FY 08	FY 09	Change	
				FY 07 to FY 09	FY 08 to FY 09
Anchorage	24,771	27,349	29,822	20%	9%
Barrow	349	299	159	-54%	-47%
Bethel	394	463	366	-7%	-21%
Cordova	143	135	125	-13%	-7%
Craig	384	276	281	-27%	2%
Delta Junction	1,201	1,291	864	-28%	-33%
Dillingham	131	122	378	189%	210%
Fairbanks	9,301	8,448	8,751	-6%	4%
Glennallen	1,743	1,123	1,733	-1%	54%
Homer	900	889	1,465	63%	65%
Juneau	8,097	1,910	2,201	-73%	15%
Kenai	6,785	6,022	6,207	-9%	3%
Ketchikan	1,662	1,039	811	-51%	-22%
Kodiak	1,636	1,308	1,343	-18%	3%
Kotzebue	188	215	168	-11%	-22%
Naknek	21	53	150	614%	183%
Nome	284	295	372	31%	26%
Palmer	16,569	16,665	15,348	-7%	-8%
Petersburg	114	100	258	126%	158%
Seward	2,259	2,381	2,055	-9%	-14%
Sitka	562	566	190	-66%	-66%
Tok	754	658	583	-23%	-11%
Unalaska	231	211	357	55%	69%
Valdez	337	238	350	4%	47%
Wrangell	46	27	34	-26%	26%
Sub-total	78,862	72,083	74,371	-6%	3%
Minor Offense Cases from Other Courts	4,057	3,646	2,633	-35%	-28%
Total	82,919	75,729	77,004	-7%	2%
1st District	11,234	4,370	4,118	-63%	-6%
2nd District	924	948	768	-17%	-19%
3rd District	55,571	56,514	59,360	7%	5%
4th District	15,190	13,897	12,758	-16%	-8%

**District Court Activity
Minor Offense Case Dispositions - Other Courts
FY 07 - FY 09**

Court	FY 07	FY 08	FY 09	Change	
				FY 07 to FY 09	FY 08 to FY 09
Angoon	3	28	5	N/S	N/S
Aniak	51	17	19	-63%	12%
Chevak	2	0	0	N/S	N/S
Emmonak	28	219	227	711%	4%
Fort Yukon	0	25	2	N/S	N/S
Galena	18	15	9	N/S	N/S
Haines	164	195	122	-26%	-37%
Healy	2,724	1,621	1,316	-52%	-19%
Hoonah	98	61	44	-55%	-28%
Kake	4	11	3	N/S	N/S
McGrath	15	17	6	N/S	N/S
Nenana	665	1,105	595	-11%	-46%
Sand Point	43	14	23	-47%	64%
Skagway	14	92	97	593%	5%
St. Marys	37	18	20	-46%	11%
St. Paul	2	4	4	N/S	N/S
Tanana	0	0	0	N/S	N/S
Unalakleet	103	139	69	-33%	-50%
Yakutat	86	65	72	-16%	11%
Total	4,057	3,646	2,633	-35%	-28%
1st District	369	452	343	-7%	-24%
2nd District	103	139	69	-33%	-50%
3rd District	45	18	27	-40%	50%
4th District	3,540	3,037	2,194	-38%	-28%

N/S - Numbers 10 or less are not compared statistically

District Court Activity
Minor Offense Case Dispositions by Case Type - Superior Court Trial Sites
FY 09

Court	Case Types							Total
	Equip-ment	Speeding	Imp. Driver Behavior	Maneu-vers	Alcohol / Drugs	Fish & Game	Other	
Anchorage	6,873	5,089	10,430	5,951	114	137	1,228	29,822
Barrow	16	34	1	23	15	0	70	159
Bethel	135	5	61	32	1	9	123	366
Cordova	12	6	23	16	3	39	26	125
Craig	38	40	16	5	3	50	129	281
Delta Junction	134	379	283	36	2	22	8	864
Dillingham	51	27	52	6	0	29	213	378
Fairbanks	1,997	2,803	2,311	1,238	137	41	224	8,751
Glennallen	96	1,234	295	25	6	70	7	1,733
Homer	367	493	346	85	4	95	75	1,465
Juneau	43	165	345	11	3	105	1,529	2,201
Kenai	1,435	1,655	1,689	556	45	495	332	6,207
Ketchikan	106	82	61	83	5	43	431	811
Kodiak	334	223	350	82	13	27	314	1,343
Kotzebue	3	27	0	26	1	2	109	168
Naknek	1	6	16	7	0	37	83	150
Nome	21	5	52	44	81	27	142	372
Palmer	4,125	3,240	5,253	1,391	131	437	771	15,348
Petersburg	45	6	7	6	0	62	132	258
Seward	211	954	379	130	16	70	295	2,055
Sitka	21	3	4	4	2	60	96	190
Tok	102	372	80	12	4	9	4	583
Unalaska	46	31	47	14	1	22	196	357
Valdez	26	64	172	20	3	20	45	350
Wrangell	13	0	0	2	0	9	10	34
Sub-total	16,251	16,943	22,273	9,805	590	1,917	6,592	74,371
Minor Offense Cases from Other Courts	148	1,425	328	59	19	39	615	2,633
Total	16,399	18,368	22,601	9,864	609	1,956	7,207	77,004
% of Total	21.3	23.8	29.4	12.8	0.8	2.5	9.4	100.0
1st District	272	317	442	118	13	338	2,618	4,118
2nd District	55	66	53	93	97	31	373	768
3rd District	13,577	13,028	19,053	8,287	336	1,488	3,591	59,360
4th District	2,495	4,957	3,053	1,366	163	99	625	12,758

**District Court Activity
Minor Offense Case Dispositions by Case Type - Other Courts
FY 09**

Court	Case Types							Total
	Equip- ment	Speeding	Imp. Driver Behavior	Maneu- vers	Alcohol / Drugs	Fish & Game	Other	
Angoon	0	0	0	0	0	0	5	5
Aniak	0	1	0	0	0	6	12	19
Chevak	0	0	0	0	0	0	0	0
Emmonak	0	0	0	0	0	2	225	227
Fort Yukon	0	0	0	0	0	0	2	2
Galena	0	2	4	1	1	0	1	9
Haines	6	21	9	7	0	9	70	122
Healy	84	968	218	29	10	3	4	1,316
Hoonah	0	0	0	0	0	0	44	44
Kake	0	0	0	0	0	0	3	3
McGrath	0	0	1	0	0	2	3	6
Nenana	43	427	95	18	8	1	3	595
Sand Point	0	6	1	4	0	10	2	23
Skagway	0	0	0	0	0	0	97	97
St. Marys	0	0	0	0	0	4	16	20
St. Paul	0	0	0	0	0	0	4	4
Tanana	0	0	0	0	0	0	0	0
Unalakleet	15	0	0	0	0	2	52	69
Yakutat	0	0	0	0	0	0	72	72
Total	148	1,425	328	59	19	39	615	2,633
% of Total	5.6	54.1	12.5	2.2	0.7	1.5	23.4	100.0
1st District	6	21	9	7	0	9	291	343
2nd District	15	0	0	0	0	2	52	69
3rd District	0	6	1	4	0	10	6	27
4th District	127	1,398	318	48	19	18	266	2,194

**District Courts
Minor Offense Case Types
FY 09**

Equipment

Equipment / Vehicles - Registrations, Defects and Misuse

Speeding

Improper Driver Behavior

Duties Failed - Requirements Not Met

Maneuvers - Illegal or Improper

Failure to Obey

Following Improperly

Improper Lane or Location

Passing

Reckless, Careless or Negligent Driving

Failure to Yield

Failure to Signal

Improper Turns

Wrong Way or Side

Miscellaneous Maneuvers

Alcohol and Drug

Controlled Substance Violations

Fish and Game

Unclassified Offenses

ZZZ -Tickets with 0 points added to record

Littering

Duty Failure

Curfew

Dog Tickets

Tobacco

Boat Safety

In FY07 the Alaska Court System changed the way it categorizes minor offenses for annual reporting. The traffic categories now conform to the American Association of Motor Vehicle Administrators (AAMVA) Code Dictionary. This change is intended to make Alaska's statistics easier to compile, understand and compare to those of other jurisdictions.

Deliberately left blank

**Population Trends
Superior Court Trial Sites
FY 09**

Court	Community Population			Change 2000 to 2008	% of Statewide Total
	U.S. Census 2000 rev. 1/1/03	Dept. of Labor Est. July 2008	Change		
Anchorage	261,634	286,248	24,614	9.4%	42.1%
Barrow	7,385	6,706	-679	-9.2%	1.0%
Bethel	14,424	15,535	1,111	7.7%	2.3%
Cordova	2,454	2,161	-293	-11.9%	0.3%
Craig	4,483	3,813	-670	-14.9%	0.6%
Delta Junction	3,942	4,722	780	19.8%	0.7%
Dillingham	4,922	4,771	-151	-3.1%	0.7%
Fairbanks	83,074	90,085	7,011	8.4%	13.2%
Glennallen	3,231	3,245	14	0.4%	0.5%
Homer	12,736	13,402	666	5.2%	2.0%
Juneau	31,365	31,007	-358	-1.1%	4.6%
Kenai	31,365	34,024	2,659	8.5%	5.0%
Ketchikan	15,635	14,476	-1,159	-7.4%	2.1%
Kodiak	13,913	13,373	-540	-3.9%	2.0%
Kotzebue	7,208	7,407	199	2.8%	1.1%
Naknek	3,081	2,581	-500	-16.2%	0.4%
Nome	6,694	6,929	235	3.5%	1.0%
Palmer	59,322	82,515	23,193	39.1%	12.1%
Petersburg	3,506	3,359	-147	-4.2%	0.5%
Seward	5,539	5,492	-47	-0.8%	0.8%
Sitka	9,111	8,801	-310	-3.4%	1.3%
Tok	2,232	2,295	63	2.8%	0.3%
Unalaska	5,494	4,673	-821	-14.9%	0.7%
Valdez	4,242	3,861	-381	-9.0%	0.6%
Wrangell	2,488	2,095	-393	-15.8%	0.3%
Sub-total	599,480	653,576	54,096	9.0%	96.2%
Population from other Communities	27,451	26,144	-1,307	-4.8%	3.8%
Total	626,931	679,720	52,789	8.4%	100.0%
1st District	73,082	69,202	-3,880	-5.3%	10.2%
2nd District	23,789	23,612	-177	-0.7%	3.5%
3rd District	409,569	457,866	48,297	11.8%	67.3%
4th District	120,491	129,040	8,549	7.1%	19.0%

**Population Trends
Other Courts
FY 09**

Court	Community Population			Change 2000 to 2008	% of Statewide Total
	U.S. Census 2000 rev. 1/1/03	Dept. of Labor Est. July 2008	Change		
Angoon	572	430	-142	-24.8%	0.1%
Aniak	2,296	1,941	-355	-15.5%	0.3%
Chevak	2,257	2,628	371	16.4%	0.4%
Emmonak	2,185	2,241	56	2.6%	0.3%
Fort Yukon	1,289	1,167	-122	-9.5%	0.2%
Galena	2,016	1,804	-212	-10.5%	0.3%
Haines	2,531	2,412	-119	-4.7%	0.3%
Healy	1,460	1,484	24	1.6%	0.2%
Hoonah	1,011	852	-159	-15.7%	0.1%
Kake	710	519	-191	-26.9%	0.1%
McGrath	602	478	-124	-20.6%	0.1%
Nenana	1,820	1,599	-221	-12.1%	0.2%
Sand Point	952	958	6	0.6%	0.1%
Skagway	862	846	-16	-1.9%	0.1%
St. Marys	2,586	2,809	223	8.6%	0.4%
St. Paul	684	562	-122	-17.8%	0.1%
Tanana	308	252	-56	-18.2%	0.0%
Unalakleet	2,502	2,570	68	2.7%	0.4%
Yakutat	808	592	-216	-26.7%	0.1%
Total	27,451	26,144	-1,307	-4.8%	3.8%

**Distribution of Population, Police and Lawyers
Superior Court Trial Sites
FY 09**

Court	Population Dept. of Labor Est. July 2008	Total Number of Police	Police per Thousand Population	Total Number of Lawyers	Lawyers per Thousand Population
Anchorage	286,248	511	1.8	2,029	7.1
Barrow	6,706	44	6.6	11	1.6
Bethel	15,535	34	2.2	38	2.4
Cordova	2,161	13	6.0	5	2.3
Craig	3,813	14	3.7	0	-
Delta Junction	4,722	6	1.3	4	0.8
Dillingham	4,771	18	3.8	10	2.1
Fairbanks	90,085	126	1.4	260	2.9
Glennallen	3,245	6	1.8	0	-
Homer	13,402	19	1.4	21	1.6
Juneau	31,007	61	2.0	300	9.7
Kenai	34,024	79	2.3	77	2.3
Ketchikan	14,476	40	2.8	47	3.2
Kodiak	13,373	37	2.8	29	2.2
Kotzebue	7,407	17	2.3	5	0.7
Naknek	2,581	11	4.3	1	0.4
Nome	6,929	20	2.9	18	2.6
Palmer	82,515	119	1.4	137	1.7
Petersburg	3,359	15	4.5	4	1.2
Seward	5,492	7	1.3	7	1.3
Sitka	8,801	32	3.6	27	3.1
Tok	2,295	6	2.6	1	0.4
Unalaska	4,673	23	4.9	0	-
Valdez	3,861	11	2.8	3	0.8
Wrangell	2,095	9	4.3	2	1.0
Sub-total	653,576	1,278	2.0	3,036	4.6
Statistics from Other Communities	26,144	65	2.5	6	0.2
Total	679,720	1,343	2.0	3,042	4.5
1st District	69,202	194	2.8	386	5.6
2nd District	23,612	82	3.5	34	1.4
3rd District	457,866	863	1.9	2,319	5.1
4th District	129,040	204	1.6	303	2.3

Note: Police statistics were obtained from the Department of Public Safety and Alaska Police Standards Council (January 2010) and lawyer statistics were obtained from the Alaska Bar Association (January 2010).

**Distribution of Population, Police and Lawyers
Other Courts
FY 09**

Court	Population Dept. of Labor Est. July 2008	Total Number of Police	Police per Thousand Population	Total Number of Lawyers	Lawyers per Thousand Population
Angoon	430	1	2.3	0	-
Aniak	1,941	5	2.6	0	-
Chevak	2,628	3	1.1	0	-
Emmonak	2,241	4	1.8	0	-
Fort Yukon	1,167	3	2.6	0	-
Galena	1,804	5	2.8	0	-
Haines	2,412	6	2.5	5	2.1
Healy	1,484	4	2.7	0	-
Hoonah	852	5	5.9	0	-
Kake	519	3	5.8	0	-
McGrath	478	2	4.2	0	-
Nenana	1,599	3	1.9	0	-
Sand Point	958	4	4.2	0	-
Skagway	846	5	5.9	0	-
St. Marys	2,809	3	1.1	0	-
St. Paul	562	5	8.9	0	-
Tanana	252	0	-	0	-
Unalakleet	2,570	1	0.4	0	-
Yakutat	592	3	5.1	1	1.7
Total	26,144	65	2.5	6	0.2

Note: Police statistics were obtained from the Department of Public Safety and Alaska Police Standards Council (January 2010) and lawyer statistics were obtained from the Alaska Bar Association (January 2010).

**Authorized Judicial Positions
Superior Court Trial Sites
FY 09**

Court	Superior Court Judges	District Court Judges	Magistrates	Masters	Total¹	% of Statewide Total
Anchorage	15	9	6	6	36	29.6%
Barrow	1		1		2	1.6%
Bethel	2	1	1		4	3.3%
Cordova			1		1	0.8%
Craig			1		1	0.8%
Delta Junction			1		1	0.8%
Dillingham	1		1		2	1.6%
Fairbanks	6	3		3	12	9.9%
Glennallen			1		1	0.8%
Homer		1			1	0.8%
Juneau	2	1	1	1	5	4.1%
Kenai	3	1	2		6	5.0%
Ketchikan	2	1	1		4	3.3%
Kodiak	1		1		2	1.6%
Kotzebue	1		1		2	1.6%
Naknek			1		1	0.8%
Nome	1		1		2	1.6%
Palmer	4	3	1		8	6.7%
Petersburg			1		1	0.8%
Seward			1		1	0.8%
Sitka	1		1		2	1.6%
Tok			1		1	0.8%
Unalaska			1		1	0.8%
Valdez		1			1	0.8%
Wrangell			1		1	0.8%
Sub-total	40	21	28	10	99	81.1%
Positions from Other Courts	0	0	23	0	23	18.9%
Total	40	21	51	10	122	100.0%
1st District	5	2	12	1	20	16.4%
2nd District	3	0	8	0	11	9.0%
3rd District	24	15	20	6	65	53.3%
4th District	8	4	11	3	26	21.3%

¹Does not include temporary positions used for pro tem judges.

**Authorized Judicial Positions
Other Courts
FY 09**

Court	Superior Court Judges	District Court Judges	Magistrates	Masters	Total	% of Statewide Total²
Angoon			1		1	0.8%
Aniak			1		1	0.8%
Chevak			1		1	0.8%
Emmonak			1		1	0.8%
Fort Yukon			1		1	0.8%
Galena			1		1	0.8%
Haines			1		1	0.8%
Healy			1		1	0.8%
Hoonah			1		1	0.8%
Kake			1		1	0.8%
McGrath			Served by Aniak			0.0%
Nenana			Served by Healy			0.0%
Sand Point			Served by Valdez			0.0%
Skagway			1		1	0.8%
St. Marys			1		1	0.8%
St. Paul			Served by Seward			0.0%
Tanana			Served by Galena			0.0%
Unalakleet			1		1	0.8%
Yakutat			1		1	0.8%
Other ¹			9		9	7.4%
Total	0	0	23	0	23	18.9%

¹Magistrate positions authorized for communities currently served by judicial officers from other court locations.

²Rounded percentages do not equal the summed total.

**Authorized Non-Judicial Positions
Superior Court Trial Sites
FY 09**

Court	Positions by Range (Includes part-time positions)					% of Statewide Total
	Below 10	10 Through 12	13 Through 16	Over 16	Total	
Anchorage	12	146	40	15	213	42.5%
Barrow		5	2	1	8	1.6%
Bethel		12	3	1	16	3.2%
Cordova		1	1		2	0.4%
Craig		3			3	0.6%
Delta Junction		1			1	0.2%
Dillingham		3	2		5	1.0%
Fairbanks	4	50	16	6	76	15.1%
Glennallen		1	1		2	0.4%
Homer		4	1		5	1.0%
Juneau		19	5	3	27	5.4%
Kenai		21	5	1	27	5.4%
Ketchikan		12	3	3	18	3.6%
Kodiak		7	2		9	1.8%
Kotzebue		5	2		7	1.4%
Naknek					0	0.0%
Nome		5	3	1	9	1.8%
Palmer		34	7	2	43	8.6%
Petersburg		1	1		2	0.4%
Seward		3	1		4	0.8%
Sitka		4	2		6	1.2%
Tok		1			1	0.2%
Unalaska		1	1		2	0.4%
Valdez		1	1		2	0.4%
Wrangell		2			2	0.4%
Sub-total	16	342	99	33	490	97.8%
Positions from Other Courts	1	10	0	0	11	2.2%
Total	17	352	99	33	501	100.0%
1st District	0	44	11	6	61	12.2%
2nd District	0	15	7	2	24	4.8%
3rd District	13	222	62	18	315	62.9%
4th District	4	71	19	7	101	20.1%

**Authorized Non-Judicial Positions
Other Courts
FY 09**

Court	Positions by Range (Includes part-time positions)					% of Statewide Total
	Below 10	10 Through 12	13 Through 16	Over 16	Total	
Angoon					0	0.0%
Aniak		1			1	0.2%
Chevak		1			1	0.2%
Emmonak		1			1	0.2%
Fort Yukon					0	0.0%
Galena		1			1	0.2%
Haines		1			1	0.2%
Healy		1			1	0.2%
Hoonah		1			1	0.2%
Kake		1			1	0.2%
McGrath					0	0.0%
Nenana		1			1	0.2%
Sand Point					0	0.0%
Skagway					0	0.0%
St. Marys		1			1	0.2%
St. Paul					0	0.0%
Tanana					0	0.0%
Unalakleet					0	0.0%
Yakutat					0	0.0%
Other ¹	1				1	0.2%
Total	1	10	0	0	11	2.2%

¹ Other authorized court locations.

Operating Costs (Thousands of Dollars)
Superior Court Trial Sites
FY 09

Court	Personnel	Other ¹	Total	% of Statewide Total	Dollar Cost Per Case Filed	
					All Filings	Non-Traffic Filings
Anchorage	\$20,482.6	\$4,688.4	\$25,171.0	36.4%	\$380	\$694
Barrow	\$1,017.0	\$606.0	\$1,623.0	2.4%	1,474	1,755
Bethel	\$2,194.0	\$1,135.5	\$3,329.5	4.8%	1,365	1,619
Cordova	\$96.7	\$147.2	\$243.9	0.4%	693	1,070
Craig	\$257.8	\$154.2	\$412.0	0.6%	542	875
Delta Junction	\$193.0	\$49.6	\$242.6	0.4%	217	876
Dillingham	\$845.9	\$307.2	\$1,153.1	1.7%	1,073	1,450
Fairbanks	\$8,381.1	\$1,747.5	\$10,128.6	14.6%	554	1,065
Glennallen	\$276.9	\$122.6	\$399.5	0.6%	190	1,463
Homer	\$559.5	\$279.8	\$839.3	1.2%	322	818
Juneau	\$2,643.1	\$1,177.6	\$3,820.7	5.5%	726	952
Kenai	\$2,794.0	\$701.5	\$3,495.5	5.1%	339	822
Ketchikan	\$1,969.9	\$265.2	\$2,235.1	3.2%	694	940
Kodiak	\$1,089.0	\$133.0	\$1,222.0	1.8%	515	1,018
Kotzebue	\$990.5	\$257.4	\$1,247.9	1.8%	924	1,030
Naknek	\$130.8	\$84.3	\$215.1	0.3%	585	683
Nome	\$1,217.4	\$356.1	\$1,573.5	2.3%	915	1,107
Palmer	\$4,756.4	\$1,006.5	\$5,762.9	8.3%	262	821
Petersburg	\$222.1	\$195.9	\$418.0	0.6%	796	1,398
Seward	\$402.6	\$72.7	\$475.3	0.7%	178	827
Sitka	\$813.0	\$72.8	\$885.8	1.3%	819	955
Tok	\$154.8	\$145.3	\$300.1	0.4%	369	1,141
Unalaska	\$158.3	\$287.7	\$446.0	0.6%	627	1,199
Valdez	\$500.4	\$46.4	\$546.8	0.8%	732	1,367
Wrangell	\$209.8	\$107.1	\$316.9	0.5%	1,210	1,326
Sub-total	\$52,356.6	\$14,147.5	\$66,504.1	96.3%	\$445	\$867
Operating Costs from Other Courts	\$1,822.2	\$713.7	\$2,535.9	3.7%	\$496	\$1,121
Total ²	\$54,178.8	\$14,861.2	\$69,040.0	100.0%	\$447	\$874
1st District	\$6,620.3	\$2,219.0	\$8,839.3	12.8%	\$745	\$1,014
2nd District	\$3,348.4	\$1,239.2	\$4,587.6	6.7%	\$1,064	\$1,264
3rd District	\$32,093.1	\$7,902.8	\$39,995.9	57.9%	\$358	\$756
4th District	\$12,117.0	\$3,500.2	\$15,617.2	22.6%	\$586	\$1,139

¹ "Other" includes contractual services, travel, equipment, and supplies.

² Total excludes \$762,700 in grant funds, \$247,300 Mental Health Trust Authority Receipts, and \$710,500 for interagency receipts which are not allocable to a specific court location.

Operating Costs (Thousands of Dollars)
Other Courts
FY 09

Court	Personnel	Other ¹	Total	% of Statewide Total	Dollar Cost Per Case Filed	
					All Filings	Non-Traffic Filings
Angoon	\$40.2	\$32.6	\$72.8	0.1%	\$1,427	\$1,867
Aniak	\$168.5	\$46.1	\$214.6	0.3%	1,095	1,199
Chevak	\$185.7	\$56.4	\$242.1	0.4%	658	658
Emmonak	\$196.3	\$66.6	\$262.9	0.4%	600	1,095
Fort Yukon	\$81.5	\$47.6	\$129.1	0.2%	1,094	1,132
Galena	\$189.4	\$64.7	\$254.1	0.4%	1,495	1,598
Haines	\$131.2	\$68.2	\$199.4	0.3%	801	1,558
Healy	\$199.6	\$44.0	\$243.6	0.4%	147	1,624
Hoonah	\$118.3	\$31.9	\$150.2	0.2%	1,329	2,384
Kake	\$101.1	\$36.8	\$137.9	0.2%	2,704	2,704
McGrath	\$0.0	\$17.5	\$17.5	0.0%	254	269
Nenana	\$0.0	\$33.0	\$33.0	0.0%	46	262
Sand Point	\$0.0	\$24.9	\$24.9	0.0%	143	179
Skagway	\$42.9	\$33.6	\$76.5	0.1%	528	2,125
St. Marys	\$173.1	\$41.4	\$214.5	0.3%	958	1,117
St. Paul	\$0.0	\$0.6	\$0.6	0.0%	9	10
Tanana	\$0.0	\$5.0	\$5.0	0.0%	313	333
Unalakleet	\$123.5	\$19.7	\$143.2	0.2%	1,008	1,989
Yakutat	\$70.9	\$43.1	\$114.0	0.2%	803	1,701
Total	\$1,822.2	\$713.7	\$2,535.9	3.7%	\$496	\$1,121

¹ "Other" includes contractual services, travel, equipment, and supplies.

**Distribution of Population, Costs, Judicial Positions, Filings, and Dispositions
Superior Court Trial Sites
FY 09**

Court	Percentage of Statewide Statistics				
	Population	Operating Costs	Judicial Positions	Case Filings	Case Dispositions
Anchorage	42.1%	36.4%	29.6%	42.8%	42.4%
Barrow	1.0%	2.4%	1.6%	0.7%	0.6%
Bethel	2.3%	4.8%	3.3%	1.6%	1.6%
Cordova	0.3%	0.4%	0.8%	0.2%	0.2%
Craig	0.6%	0.6%	0.8%	0.5%	0.5%
Delta Junction	0.7%	0.4%	0.8%	0.7%	0.7%
Dillingham	0.7%	1.7%	1.6%	0.7%	0.8%
Fairbanks	13.2%	14.6%	9.9%	11.8%	11.8%
Glennallen	0.5%	0.6%	0.8%	1.4%	1.3%
Homer	2.0%	1.2%	0.8%	1.7%	1.5%
Juneau	4.6%	5.5%	4.1%	3.4%	3.8%
Kenai	5.0%	5.1%	5.0%	6.7%	6.8%
Ketchikan	2.1%	3.2%	3.3%	2.1%	2.0%
Kodiak	2.0%	1.8%	1.6%	1.5%	1.6%
Kotzebue	1.1%	1.8%	1.6%	0.9%	0.9%
Naknek	0.4%	0.3%	0.8%	0.2%	0.3%
Nome	1.0%	2.3%	1.6%	1.1%	1.2%
Palmer	12.1%	8.3%	6.7%	14.3%	14.5%
Petersburg	0.5%	0.6%	0.8%	0.3%	0.3%
Seward	0.8%	0.7%	0.8%	1.7%	1.7%
Sitka	1.3%	1.3%	1.6%	0.7%	0.7%
Tok	0.3%	0.4%	0.8%	0.5%	0.5%
Unalaska	0.7%	0.6%	0.8%	0.5%	0.5%
Valdez	0.6%	0.8%	0.8%	0.5%	0.5%
Wrangell	0.3%	0.5%	0.8%	0.2%	0.2%
Sub-total	96.2%	96.3%	81.1%	96.7%	96.9%
Percentages from Other Courts	3.8%	3.7%	18.9%	3.3%	3.1%
Total	100.0%	100.0%	100.0%	100.0%	100.0%
1st District	10.2%	12.8%	16.4%	7.7%	8.0%
2nd District	3.5%	6.7%	9.0%	2.8%	2.8%
3rd District	67.3%	57.9%	53.3%	72.3%	72.3%
4th District	19.0%	22.6%	21.3%	17.2%	16.9%

**Distribution of Population, Costs, Judicial Positions, Filings, and Dispositions
Other Courts
FY 09**

Court	Percentage of Statewide Statistics				
	Population	Operating Costs	Judicial Positions ²	Case Filings	Case Dispositions
Angoon	0.1%	0.1%	0.8%	0.0%	0.0%
Aniak	0.3%	0.3%	0.8%	0.1%	0.1%
Chevak	0.4%	0.4%	0.8%	0.2%	0.2%
Emmonak	0.3%	0.4%	0.8%	0.3%	0.3%
Fort Yukon	0.2%	0.2%	0.8%	0.1%	0.1%
Galena	0.3%	0.4%	0.8%	0.1%	0.1%
Haines	0.3%	0.3%	0.8%	0.2%	0.2%
Healy	0.2%	0.4%	0.8%	1.1%	0.9%
Hoonah	0.1%	0.2%	0.8%	0.1%	0.1%
Kake	0.1%	0.2%	0.8%	0.0%	0.0%
McGrath	0.1%	0.0%	0.0%	0.0%	0.0%
Nenana	0.2%	0.0%	0.0%	0.5%	0.5%
Sand Point	0.1%	0.0%	0.0%	0.1%	0.1%
Skagway	0.1%	0.1%	0.8%	0.1%	0.1%
St. Marys	0.4%	0.3%	0.8%	0.2%	0.2%
St. Paul	0.1%	0.0%	0.0%	0.0%	0.0%
Tanana	0.0%	0.0%	0.0%	0.0%	0.0%
Unalakleet	0.4%	0.2%	0.8%	0.1%	0.1%
Yakutat	0.1%	0.2%	0.8%	0.1%	0.1%
Other ¹			7.4%		
Total	3.8%	3.7%	18.9%	3.3%	3.1%

¹Magistrate positions authorized for communities currently served by judicial officers from other court locations

²Rounded percentages do not equal the summed total.

**Filings per Judicial Position
Superior Court Trial Sites
FY 09**

Court	Superior Court	District Court	Total	% of State-wide Total	Filings per Judicial Position
Anchorage	9,587	56,577	66,164	42.8%	1,837.9
Barrow	211	890	1,101	0.7%	550.5
Bethel	791	1,648	2,439	1.6%	609.8
Cordova	46	306	352	0.2%	352.0
Craig	95	665	760	0.5%	760.0
Delta Junction	31	1,087	1,118	0.7%	1,118.0
Dillingham	173	902	1,075	0.7%	537.5
Fairbanks	2,740	15,543	18,283	11.8%	1,523.6
Glennallen	59	2,041	2,100	1.4%	2,100.0
Homer	260	2,346	2,606	1.7%	2,606.0
Juneau	1,022	4,241	5,263	3.4%	1,052.6
Kenai	989	9,329	10,318	6.7%	1,719.7
Ketchikan	529	2,692	3,221	2.1%	805.3
Kodiak	310	2,065	2,375	1.5%	1,187.5
Kotzebue	320	1,031	1,351	0.9%	675.5
Naknek	48	320	368	0.2%	368.0
Nome	402	1,317	1,719	1.1%	859.5
Palmer	1,859	20,159	22,018	14.3%	2,752.3
Petersburg	73	452	525	0.3%	525.0
Seward	75	2,589	2,664	1.7%	2,664.0
Sitka	177	904	1,081	0.7%	540.5
Tok	34	779	813	0.5%	813.0
Unalaska	61	650	711	0.5%	711.0
Valdez	110	637	747	0.5%	747.0
Wrangell	58	204	262	0.2%	262.0
Sub-total	20,060	129,374	149,434	96.7%	1509.4
Statistics from Other Courts	243	4,866	5,109	3.3%	222.1
Total	20,303	134,240	154,543	100.0%	1,266.7
1st District	1,954	9,909	11,863	7.7%	593.2
2nd District	936	3,377	4,313	2.8%	392.1
3rd District	13,605	98,131	111,736	72.3%	1,719.0
4th District	3,808	22,823	26,631	17.2%	1,024.3

**Filings per Judicial Position
Other Courts
FY 09**

Court	Superior Court	District Court	Total	% of State-wide Total	Filings per Judicial Position
Angoon	0	51	51	0.0%	51.0
Aniak	34	162	196	0.1%	196.0
Chevak	41	327	368	0.2%	368.0
Emmonak	22	416	438	0.3%	438.0
Fort Yukon	22	96	118	0.1%	118.0
Galena	29	141	170	0.1%	170.0
Haines	0	249	249	0.2%	249.0
Healy	9	1,648	1,657	1.1%	1,657.0
Hoonah	0	113	113	0.1%	113.0
Kake	0	51	51	0.0%	51.0
McGrath	5	64	69	0.0%	N/S
Nenana	23	699	722	0.5%	N/S
Sand Point	11	163	174	0.1%	N/S
Skagway	0	145	145	0.1%	145.0
St. Marys	26	198	224	0.2%	224.0
St. Paul	17	47	64	0.0%	N/S
Tanana	1	15	16	0.0%	N/S
Unalakleet	3	139	142	0.1%	142.0
Yakutat	0	142	142	0.1%	142.0
Total	243	4,866	5,109	3.3%	222.1

N/S - Numbers 10 or less are not compared statistically

**Dispositions per Judicial Position
Superior Court Trial Sites
FY 09**

Court	Superior Court	District Court	Total	% of State-wide Total	Dispositions per Judicial Position
Anchorage	9,473	56,853	66,326	42.4%	1,842.4
Barrow	159	815	974	0.6%	487.0
Bethel	687	1,736	2,423	1.6%	605.8
Cordova	44	293	337	0.2%	337.0
Craig	90	633	723	0.5%	723.0
Delta Junction	30	1,119	1,149	0.7%	1,149.0
Dillingham	198	983	1,181	0.8%	590.5
Fairbanks	2,786	15,621	18,407	11.8%	1,533.9
Glennallen	57	1,955	2,012	1.3%	2,012.0
Homer	185	2,211	2,396	1.5%	2,396.0
Juneau	1,048	4,915	5,963	3.8%	1,192.6
Kenai	1,011	9,660	10,671	6.8%	1,778.5
Ketchikan	564	2,509	3,073	2.0%	768.3
Kodiak	292	2,229	2,521	1.6%	1,260.5
Kotzebue	310	1,138	1,448	0.9%	724.0
Naknek	49	463	512	0.3%	512.0
Nome	417	1,411	1,828	1.2%	914.0
Palmer	1,934	20,740	22,674	14.5%	2,834.3
Petersburg	75	471	546	0.3%	546.0
Seward	75	2,578	2,653	1.7%	2,653.0
Sitka	182	953	1,135	0.7%	567.5
Tok	25	773	798	0.5%	798.0
Unalaska	54	661	715	0.5%	715.0
Valdez	89	648	737	0.5%	737.0
Wrangell	60	206	266	0.2%	266.0
Sub-total	19,894	131,574	151,468	96.9%	1530.0
Statistics from Other Courts	238	4,623	4,861	3.1%	211.3
Total	20,132	136,197	156,329	100.0%	1,281.4
1st District	2,019	10,420	12,439	8.0%	622.0
2nd District	889	3,525	4,414	2.8%	401.3
3rd District	13,492	99,499	112,991	72.3%	1,738.3
4th District	3,732	22,753	26,485	16.9%	1,018.7

**Dispositions per Judicial Position
Other Courts
FY 09**

Court	Superior Court	District Court	Total	% of State-wide Total	Dispositions per Judicial Positions
Angoon	0	36	36	0.0%	36.0
Aniak	32	155	187	0.1%	187.0
Chevak	44	293	337	0.2%	337.0
Emmonak	18	431	449	0.3%	449.0
Fort Yukon	14	62	76	0.1%	76.0
Galena	24	144	168	0.1%	168.0
Haines	0	266	266	0.2%	266.0
Healy	9	1,438	1,447	0.9%	1,447.0
Hoonah	0	123	123	0.1%	123.0
Kake	0	45	45	0.0%	45.0
McGrath	5	60	65	0.0%	N/S
Nenana	20	702	722	0.5%	N/S
Sand Point	17	169	186	0.1%	N/S
Skagway	0	139	139	0.1%	139.0
St. Marys	36	208	244	0.2%	244.0
St. Paul	14	56	70	0.0%	N/S
Tanana	2	11	13	0.0%	N/S
Unalakleet	3	161	164	0.1%	164.0
Yakutat	0	124	124	0.1%	124.0
Total	238	4,623	4,861	3.1%	211.3

N/S - Numbers 10 or less are not compared statistically