



University of Kentucky

COLLEGE OF PUBLIC HEALTH

ANNUAL SPONSORED GRANT AND CONTRACT REPORT

Fiscal Year 2024

| | |
|---|-------------|
| Annual Sponsored Grant and Contract Report | Page |
| Table of Contents | 1 |
| Executive Summary | 2 |
| Sponsored Project Award Data | Page |
| College Award Summary Dashboard | 3 |
| Awards by Division | 4 |
| Sources of Funding | 5 |
| Direct & Indirect Totals | 6 |
| Federal Award Summary | 7 |
| NIH Award Summary | 8 |
| NIH Awards by Institute | 9 |
| Active Project Summary | 10 |
| Collaboration Reports by Unit | Page |
| Biostatistics | 11 |
| Center for Innovation in Population Health | 13 |
| Epidemiology & Environmental Health | 15 |
| Health Management and Policy | 17 |
| Health, Behavior, and Society | 19 |
| Kentucky Injury Prevention and Research Center | 21 |
| Enrichment Awards | Page |
| Enrichment Award by College and Unit | 23 |

Executive Summary

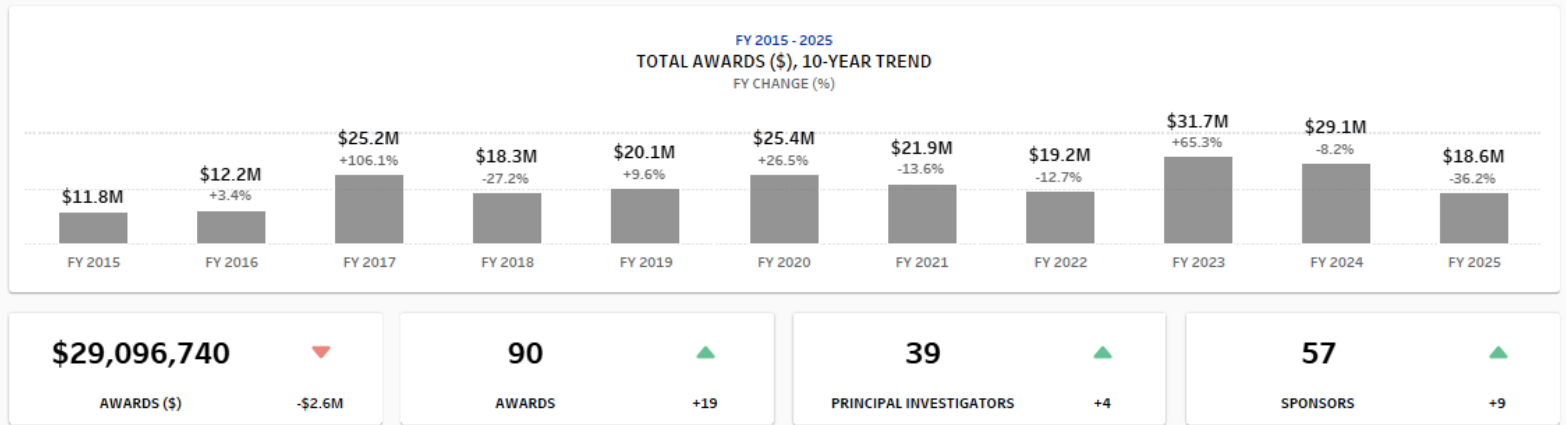
- In FY 2024, the College secured \$29,096,736 in sponsored grants and contracts.
- The total amount of new award funding increased by more than \$3mil in FY2024 (\$17,705,533) compared to FY2023 (\$14,571,248).
- There was an increase in the number of CPH principal investigators (39 in FY2024; 35 in FY2023), the number of awards (88 in FY2024, 71 in FY2023), and the number of funding agencies (57 in FY2024, 48 in FY2023).
- The FY2024 award total is down \$2.6M (8.2%) from FY2023 but the FY2023 award total was unusually high due to a big (>\$7 mil) one-time adjustment to an existing CDC award.
- \$23,543,915 (81%) of sponsored grants and contracts were allocated for direct costs.
- 40.2% of the awards were from the federal government, 18.5% from the state government, with the remaining awarded by nonprofit organizations and other sources (mostly, subawards from other universities on collaborative federally funded grants).
- The top awarding federal agencies were the Centers for Disease Control and Prevention (\$6,138,419) and the National Institutes of Health (NIH) (\$5,473,442).
- The top awarding NIH institutes were the National Institute on Drug Abuse (\$1,364,354), the National Institute on Minority Health and Health Disparities (\$1,237,022), and the National Institute of Environmental Health Sciences (\$1,084,050).
- As of 10/08/2024, there were 81 active projects with \$18,119,303 total award for FY2025 (including projects in no cost extension).

Academic Fiscal Year
FY 2024

Responsible College
Public Health

Responsible Unit
All

Source of Funding
All



Source: University of Kentucky, Office of Sponsored Projects Administration (OSPA) Database
 Compiled by: University of Kentucky, Office of the Vice President for Research
 Accessed: 11/6/2024; Data Last Updated: 10/8/2024

Awards by Division, FY 2024 vs FY 2023

| Responsible Unit | FY2024 | | | FY2023 | | |
|--|--------------|----------------------------------|--------------|--------------|----------------------------------|--------------|
| | New Accounts | Adjustments to Existing Accounts | Total | New Accounts | Adjustments to Existing Accounts | Total |
| Associate Dean for Research | \$2,343,312 | | \$2,343,312 | | | |
| Biostatistics | \$204,813 | \$641,171 | \$845,984 | \$2,076,384 | | \$2,076,384 |
| Center for Innovation in Population Health (IPH) | \$4,160,703 | \$5,453,610 | \$9,614,313 | \$1,334,231 | \$2,308,271 | \$3,642,502 |
| Epidemiology & Environmental Health | \$2,052,227 | \$2,732,666 | \$4,784,893 | \$3,113,377 | \$1,337,146 | \$4,450,523 |
| Health Management & Policy | \$136,306 | \$30,000 | \$166,306 | \$817,859 | \$16,125 | \$833,984 |
| Health, Behavior & Society | \$156,518 | \$1,859,062 | \$2,015,580 | \$641,463 | \$1,472,664 | \$2,114,127 |
| Kentucky Injury Prevention and Research Center | \$6,893,707 | \$574,081 | \$7,467,788 | \$2,902,000 | \$11,609,738 | \$14,511,738 |
| Preventive Medicine and Environmental Health | | \$75,109 | \$75,109 | \$86,342 | \$105,450 | \$191,792 |
| Public Health Business and Finance | \$1,594,204 | \$25,504 | \$1,619,708 | \$3,599,592 | \$267,220 | \$3,866,812 |
| Office of the Dean | \$163,743 | | \$163,743 | | | |
| College or Unit Total | \$17,705,533 | \$11,391,203 | \$29,096,736 | \$14,571,248 | \$17,116,614 | \$31,687,862 |

Source: University of Kentucky, Office of Sponsored Projects Administration (OSPA) Database
 Compiled by: University of Kentucky, Office of the Vice President for Research
 Accessed: 11/6/2024; Data Last Updated: 10/8/2024

University of Kentucky

Sponsored Project Grants & Contracts Source of Funding, Academic Fiscal Year 2024

To see the responsible unit, hover over the **Responsible College** column header and click the expand icon [+].

| Responsible College | Federal Government | | State Government | | Nonprofit | | Other | |
|-------------------------|---------------------|----------------------------|--------------------|----------------------------|--------------------|----------------------------|--------------------|----------------------------|
| | Total Awards (\$) | % of College or Unit Total | Total Awards (\$) | % of College or Unit Total | Total Awards (\$) | % of College or Unit Total | Total Awards (\$) | % of College or Unit Total |
| Public Health | \$11,686,335 | 40.2% | \$5,376,710 | 18.5% | \$2,857,868 | 9.8% | \$9,175,823 | 31.5% |
| University Total | \$11,686,335 | 40.2% | \$5,376,710 | 18.5% | \$2,857,868 | 9.8% | \$9,175,823 | 31.5% |

Source: University of Kentucky, Office of Sponsored Projects Administration (OSPA) Database

Compiled by: University of Kentucky, Office of the Vice President for Research

Data Updated: 8/8/2024 4:30:00 PM

Report includes the following variable selections:

Year: Academic Fiscal Year 2024; College or Unit: Public Health; College or Unit Department: All

Sponsored Project Grants & Contracts Direct & Indirect Totals, Academic Fiscal Year 2024

To see the responsible unit, hover over the **Responsible College** column header and click the expand icon [+].

| Responsible College | Federal Government | | | State Government | | | Nonprofit | | | Other | | | College or Unit Total | | |
|-------------------------|--------------------|--------------------|---------------------|--------------------|------------------|--------------------|--------------------|------------------|--------------------|--------------------|--------------------|--------------------|-----------------------|--------------------|---------------------|
| | Direct | Indirect | Total | Direct | Indirect | Total | Direct | Indirect | Total | Direct | Indirect | Total | Direct | Indirect | Total |
| Public Health | \$9,373,832 | \$2,312,503 | \$11,686,335 | \$4,866,745 | \$509,965 | \$5,376,710 | \$2,432,357 | \$425,511 | \$2,857,868 | \$6,870,981 | \$2,304,842 | \$9,175,823 | \$23,543,915 | \$5,552,821 | \$29,096,736 |
| University Total | \$9,373,832 | \$2,312,503 | \$11,686,335 | \$4,866,745 | \$509,965 | \$5,376,710 | \$2,432,357 | \$425,511 | \$2,857,868 | \$6,870,981 | \$2,304,842 | \$9,175,823 | \$23,543,915 | \$5,552,821 | \$29,096,736 |

Source: University of Kentucky, Office of Sponsored Projects Administration (OSPA) Database

Compiled by: University of Kentucky, Office of the Vice President for Research

Data Updated: 8/8/2024 4:30:00 PM

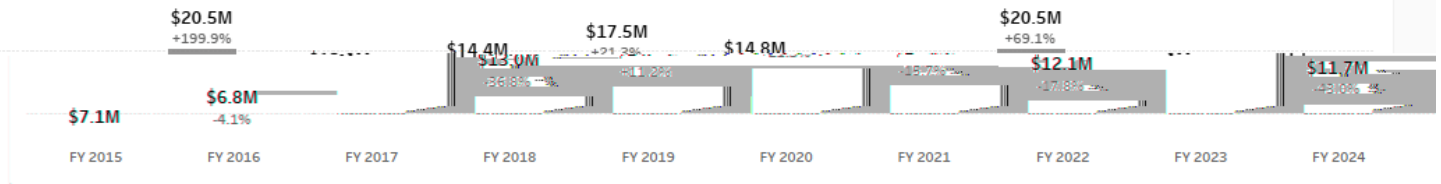
Report includes the following variable selections:

Year: Academic Fiscal Year 2024; Source of Funding: All; College or Unit: Public Health; College or Unit Department: All

Academic Fiscal Year
FY 2024

Responsible College
Public Health

FY 2015 - 2025
TOTAL FEDERAL AWARDS (\$), 10-YEAR TREND
FY CHANGE (%)



\$8.5M
+27.5%

FY 2025

Responsible Unit
All

Sponsor
All

Federal Agency
All

\$11,686,335 ▼
FEDERAL AWARDS (\$) - \$2.6M

18 ▲
FEDERAL AWARDS +17

13 ▲
PRINCIPAL INVESTIGATORS +4

13
SPONSORS

(\$)
\$5,407,419

FY 2024
TOP AWARDING FEDERAL AGENCIES

| Agency | Total Awards (\$) |
|--|-------------------|
| Centers for Disease Control and Prevention (CDC) | \$6,138,419 |
| National Institutes of Health (NIH) | \$5,473,442 |
| Department of Veterans Affairs (VA) | \$69,474 |
| Department of Transportation (DOT) | \$5,000 |

FY 2024
LARGEST FEDERAL AGENCY AWARDS (\$)

| Agency | Receiving Department or Center | Principal Investigator | Award Amount |
|--|--|------------------------|--------------|
| Centers for Disease Control and Preventi.. | Kentucky Injury Prevention and Resea.. | Quesinberry, Dana | \$1,237,022 |
| National Institutes of Health (NIH) | Health Behavior | Kiviniemi, Marc | \$1,173,543 |
| National Institutes of Health (NIH) | Epidemiology & Environmental Health | Young, April | \$641,133 |
| National Institutes of Health (NIH) | Health Behavior | Ray, Anne | \$481,000 |
| Centers for Disease Control and Preventi.. | Kentucky Injury Prevention and Resea.. | Bunn, Terry | \$452,708 |
| National Institutes of Health (NIH) | Epidemiology & Environmental Health | Kuhs, Krystle | \$363,952 |
| National Institutes of Health (NIH) | Epidemiology & Environmental Health | Haynes, Erin | \$306,299 |
| National Institutes of Health (NIH) | Epidemiology & Environmental Health | Lacy Leigh, Mary | \$292,624 |
| Centers for Disease Control and Preventi.. | Kentucky Injury Prevention and Resea.. | Seals, Jacqueline | \$250,000 |
| National Institutes of Health (NIH) | Epidemiology & Environmental Health | Haynes, Erin | \$221,953 |
| National Institutes of Health (NIH) | Biostatistics | Zhang, Hongbin | \$200,288 |

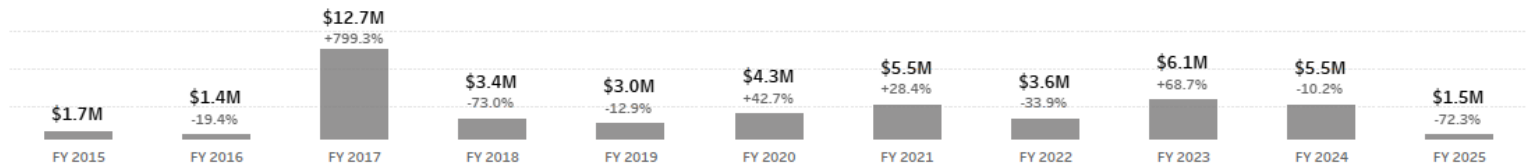
Academic Fiscal Year
FY 2024

Responsible College
Public Health

Responsible Unit
All

Institute
All

FY 2015 - 2025
TOTAL NIH AWARDS (\$), 5-YEAR TREND
FY CHANGE (%)



\$5,473,442

NIH AWARDS (\$)

-\$0.6M

13

NIH AWARDS

+1

9

PRINCIPAL INVESTIGATORS

0

9

SPONSORS

0

FY 2024
TOP AWARDING NIH INSTITUTES

| Institute | Total Awards (\$) |
|--|-------------------|
| National Institute on Drug Abuse (NIDA) | \$1,364,354 |
| National Institute on Minority Health and Health Disparities (NIMHD) | \$1,237,022 |
| National Institute of Environmental Health Sciences (NIEHS) | \$1,084,050 |
| National Institute on Alcohol Abuse and Alcoholism (NIAAA) | \$641,133 |
| National Institute of Dental and Craniofacial Research (NIDCR) | \$452,708 |
| National Institute of Diabetes and Digestive and Kidney Diseases (NIDDK) | \$292,624 |
| National Institute of Allergy and Infectious Diseases (NIAID) | \$200,288 |
| National Cancer Institute (NCI) | \$147,289 |

FY 2024
LARGEST NIH AWARDS (\$)

| Institute | Receiving Department or Center | Principal Investigator | Award Amount (\$) |
|--|-------------------------------------|------------------------|-------------------|
| National Institute on Drug Abuse (NIDA) | Epidemiology & Environmental Health | Young, April | \$641,133 |
| National Institute on Alcohol Abuse and Alcoholism (NIAAA) | Health Behavior | Ray, Anne | \$452,708 |
| National Institute of Dental and Craniofacial Research (NIDCR) | Epidemiology & Environmental Health | Kuhs, Krystle | \$363,952 |
| National Institute of Environmental Health Sciences (NIEHS) | Epidemiology & Environmental Health | Haynes, Erin | \$306,299 |
| National Institute of Diabetes and Digestive and Kidney Diseases (NIDDK) | Epidemiology & Environmental Health | Lacy Leigh, Mary | \$292,624 |
| National Institute of Environmental Health Sciences (NIEHS) | Epidemiology & Environmental Health | Haynes, Erin | \$221,953 |
| National Institute of Allergy and Infectious Diseases (NIAID) | Biostatistics | Zhang, Hongbin | \$200,288 |
| National Institute of Environmental Health Sciences (NIEHS) | Epidemiology & Environmental Health | Haynes, Erin | \$191,846 |
| National Institute on Drug Abuse (NIDA) | Epidemiology & Environmental Health | Vickers-Smith, Rachel | \$190,811 |
| National Cancer Institute (NCI) | Epidemiology & Environmental Health | Kuhs, Krystle | \$147,289 |

2024 5:18:32 PM
2024 6:44:34 AM

Source: University of Kentucky, Office of Sponsored Projects Administration (OSPA) Database
Compiled by: University of Kentucky, Office of the Vice President for Research

Accessed: 10/5
Data Last Updated: 9/8

Sponsored Project Grants & Contracts NIH Awards, Academic Fiscal Year 2024

| NIH Institutes, Centers, and Offices | Number of Awards | Total Awards (\$) | % of Total (\$) |
|---|------------------|--------------------|-----------------|
| National Cancer Institute (NCI) | 1 | \$147,289 | 2.7% |
| National Institute of Allergy and Infectious Diseases (NIAID) | 1 | \$200,288 | 3.7% |
| National Institute of Dental and Craniofacial Research (NIDCR) | 1 | \$452,708 | 8.3% |
| National Institute of Diabetes and Digestive and Kidney Diseases (NIDDK) | 1 | \$292,624 | 5.3% |
| National Institute of Environmental Health Sciences (NIEHS) | 4 | \$1,084,050 | 19.8% |
| National Institute of Neurological Disorders and Stroke (NINDS) | 1 | \$53,974 | 1.0% |
| National Institute on Alcohol Abuse and Alcoholism (NIAAA) | 1 | \$641,133 | 11.7% |
| National Institute on Drug Abuse (NIDA) | 2 | \$1,364,354 | 24.9% |
| National Institute on Minority Health and Health Disparities (NIMHD) ² | 1 | \$1,237,022 | 22.6% |
| University Total | 13 | \$5,473,442 | 100.0% |

Source: University of Kentucky, Office of Sponsored Projects Administration (OSPA) Database

Compiled by: University of Kentucky, Office of the Vice President for Research

Data Updated: 8/8/2024 4:30:00 PM

Report includes the following variable selections:

Year: Academic Fiscal Year 2024; College or Unit: Public Health; College or Unit Department: All; College or Unit Division: All

¹ Renamed in 2014; previously the National Center for Complementary and Alternative Medicine (NCCAM)

² Renamed in 2010; previously the National Center on Minority Health and Health Disparities (NCMHD)

Sponsored Project Grants & Contracts Active Project Summary

To see the responsible unit, hover over the Responsible College column header and click the expand icon [+].

| Responsible College | Number of Active Projects | Total Awards (\$), Current FY | % of Total (\$) |
|---------------------|---------------------------|-------------------------------|---------------------|
| 100.0% | | 81 | \$18,119,303 |
| 100.0% | University Total | 81 | \$18,119,303 |

Source: University of Kentucky, Office of Sponsored Projects Administration (OSPA) Database
 Compiled by: University of Kentucky, Office of the Vice President for Research
 Data Updated: 10/8/2024 6:28:54 AM

Report includes the following variable selections:

Source of Funding: All; College or Unit: Public Health; College or Unit Department: All

Report Notes:

awarded dollars • Includes projects in "no cost extension" status. That is, active projects that may have not have a in the current fiscal year.

Sponsored Project Grants & Contracts, Collaboration Totals, Academic Fiscal Year 2024

| Responsible College | Responsible Unit | Source of Funding | Primary | Collaboration | Total |
|---------------------|------------------|------------------------------|------------------|---------------------|---------------------|
| Public Health | Biostatistics | Federal Government | \$254,262 | \$47,209,821 | \$47,464,083 |
| | | Industry | | \$272,346 | \$272,346 |
| | | Nonprofit | | \$495,575 | \$495,575 |
| | | Other | \$591,722 | \$7,065,686 | \$7,657,408 |
| | | College or Unit Total | \$845,984 | \$55,043,428 | \$55,889,412 |

Source: University of Kentucky, Office of Sponsored Projects Administration (OSPA) Database

Compiled by: University of Kentucky, Office of the Vice President for Research
 Data Updated: 8th day of every month at 6:00 AM

Report includes the following variable selections:

Year: Academic-FY-2024; College or Unit: Public Health; Source of Funding: All

Report Notes:

t responsible for the project.

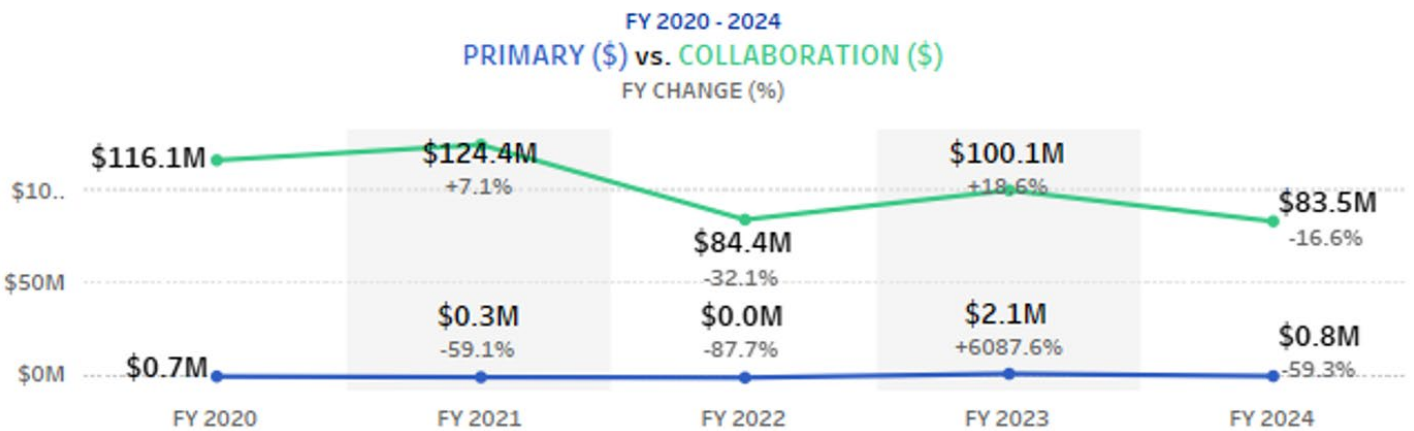
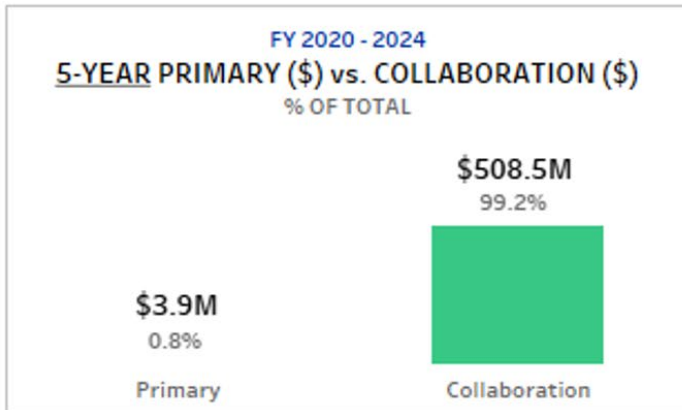
lit or the faculty percent effort on the

- Primary total includes all dollars for projects assigned to the primary department of the contact principal investigator (PI) or the uni
- Collaborations are based on co-investigator (Co-I) involvement on projects outside of the responsible department or unit.
- Collaboration dollars equal the total award for the project during the academic fiscal year—they do not represent the enrichment sp sponsored project grant.

Academic Fiscal Years
FY 2020 - 2024

Responsible College
Public Health

Responsible Unit
Biostatistics



- **Primary:** Awards that have been assigned to the department based on the Electronic Internal Approval Form (eIAF) as being the responsible unit. This may or may not be the principal investigator's (PI) academic home unit.
- **Collaboration:** Awards that engage departments other than the unit responsible for the project where there is a division of labor. For example, the responsible unit for a project may be the College of Medicine but include co-investigators (Co-I) from the College of Social Work. In the example, the award would be listed as a collaboration for the College of Social Work.
- **Principal Investigator (PI):** Person(s) designated by the University to direct the research project or program and be responsible for the project's scientific and technical direction.

Notes:

- Collaboration dollars equal the total award for the project during the academic fiscal year—they do not represent the enrichment split or the faculty percent effort on the sponsored project grant.

Sponsored Project Grants & Contracts, Collaboration Totals, Academic Fiscal Year 2024

| Responsible College | Responsible Unit | Source of Funding | Primary | Total |
|------------------------------|--|-------------------|--------------------|--------------------|
| Public Health | Center for Innovation in Population Health (IPH) | Nonprofit | \$1,338,680 | \$1,338,680 |
| | | Other | \$8,275,633 | \$8,275,633 |
| College or Unit Total | | | \$9,614,313 | \$9,614,313 |

Source: University of Kentucky, Office of Sponsored Projects Administration (OSPA) Database

Compiled by: University of Kentucky, Office of the Vice President for Research

Data Updated: 8th day of every month at 6:00 AM

Report includes the following variable selections:

Year: Academic FY 2024; College or Unit: Public Health; Source of Funding: All

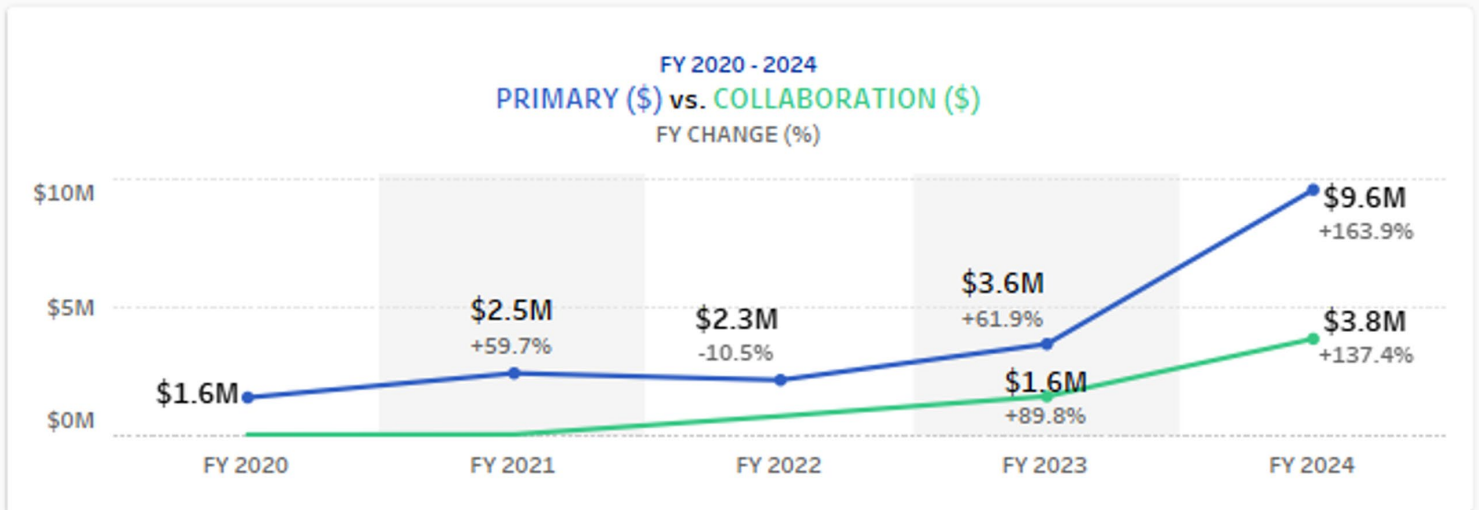
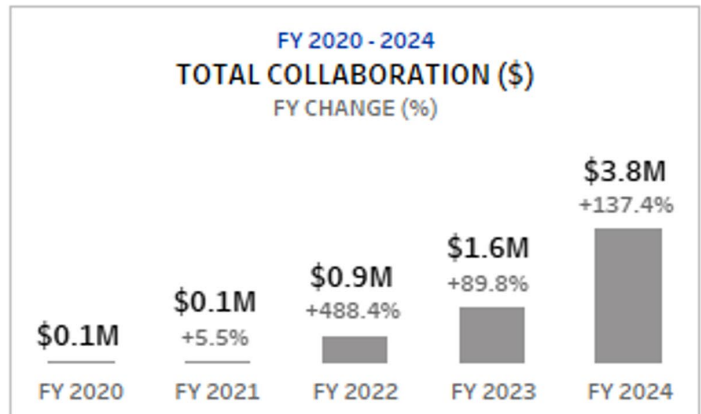
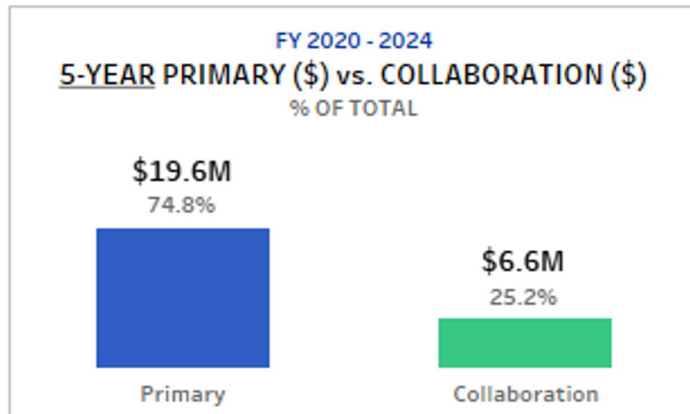
Report Notes:

- Primary total includes all dollars for projects assigned to the primary department of the contact principal investigator (PI) or the unit responsible for the project.
- Collaborations are based on co-investigator (Co-I) involvement on projects outside of the responsible department or unit.
- Collaboration dollars equal the total award for the project during the academic fiscal year—they do not represent the enrichment split or the faculty percent effort on the sponsored project grant.

Academic Fiscal Years
FY 2020 - 2024

Responsible College
Public Health

Responsible Unit
Ctr for Innovation and Population He..



- **Primary:** Awards that have been assigned to the department based on the Electronic Internal Approval Form (eIAF) as being the responsible unit. This may or may not be the principal investigator's (PI) academic home unit.
- **Collaboration:** Awards that engage departments other than the unit responsible for the project where there is a division of labor. For example, the responsible unit for a project may be the College of Medicine but include co-investigators (Co-I) from the College of Social Work. In the example, the award would be listed as a collaboration for the College of Social Work.
- **Principal Investigator (PI):** Person(s) designated by the University to direct the research project or program and be responsible for the project's scientific and technical direction.

Notes:

- Collaboration dollars equal the total award for the project during the academic fiscal year—they do not represent the enrichment split or the faculty percent effort on the sponsored project grant.

Sponsored Project Grants & Contracts, Collaboration Totals, Academic Fiscal Year 2024

| Responsible College | Responsible Unit | Source of Funding | Primary | Collaboration | Total |
|---------------------|-------------------------------------|------------------------------|--------------------|---------------------|---------------------|
| Public Health | Epidemiology & Environmental Health | Federal Government | \$3,410,499 | \$33,255,439 | \$36,665,938 |
| | | State Government | \$10,000 | \$2,842,607 | \$2,852,607 |
| | | Industry | | \$207,700 | \$207,700 |
| | | Nonprofit | \$1,208,671 | \$340,187 | \$1,548,858 |
| | | Other | \$155,723 | \$303,871 | \$459,594 |
| | | College or Unit Total | \$4,784,893 | \$36,949,804 | \$41,734,697 |

Source: University of Kentucky, Office of Sponsored Projects Administration (OSPA) Database

Compiled by: University of Kentucky, Office of the Vice President for Research

Data Updated: 8th day of every month at 6:00 AM

Report includes the following variable selections:

Year: Academic FY 2024; College or Unit: Public Health; Source of Funding: All

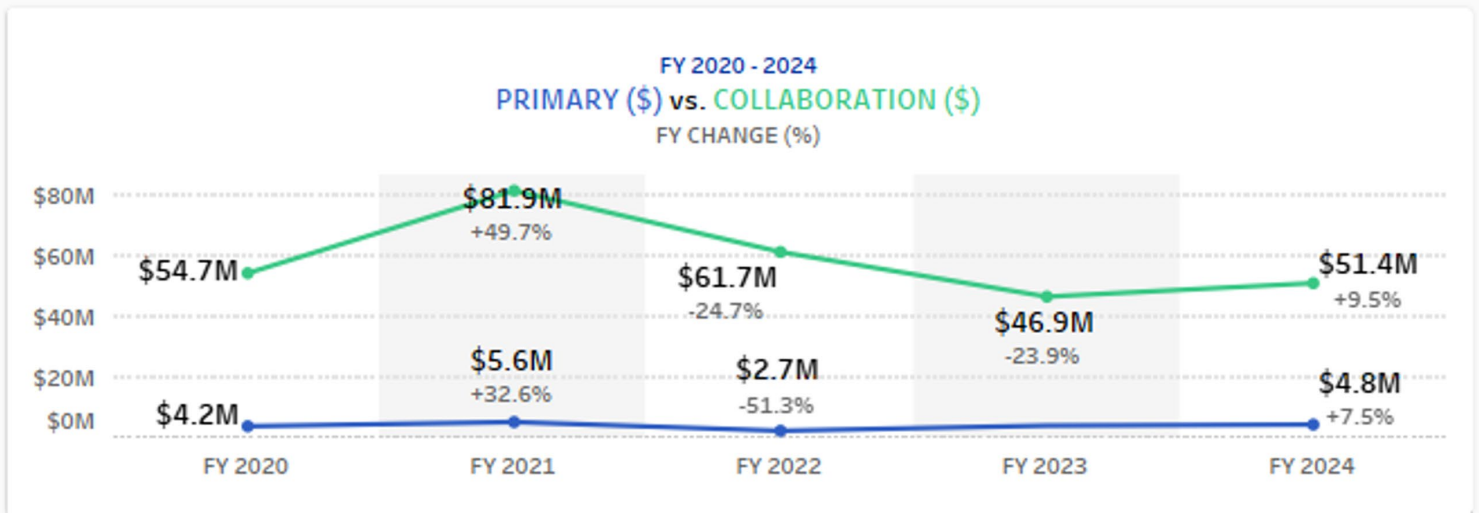
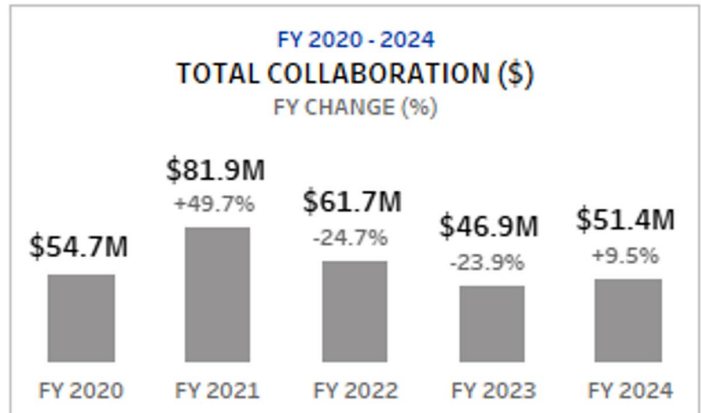
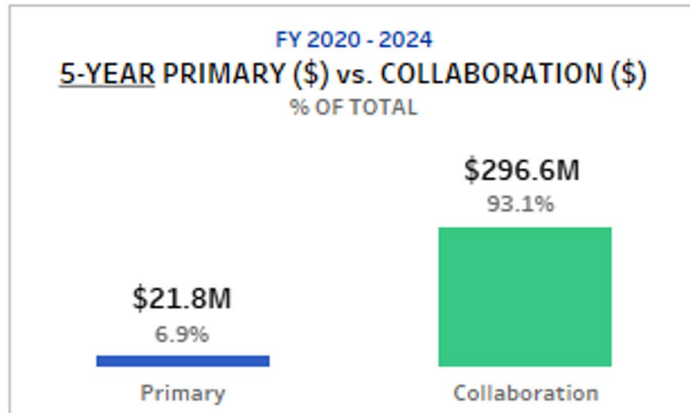
Report Notes:

- Primary total includes all dollars for projects assigned to the primary department of the contact principal investigator (PI) or the unit responsible for the project.
- Collaborations are based on co-investigator (Co-I) involvement on projects outside of the responsible department or unit.
- Collaboration dollars equal the total award for the project during the academic fiscal year—they do not represent the enrichment split or the faculty percent effort on the sponsored project grant.

Academic Fiscal Years
FY 2020 - 2024

Responsible College
Public Health

Responsible Unit
Epidemiology & Environmental Health



- **Primary:** Awards that have been assigned to the department based on the Electronic Internal Approval Form (eIAF) as being the responsible unit. This may or may not be the principal investigator's (PI) academic home unit.
- **Collaboration:** Awards that engage departments other than the unit responsible for the project where there is a division of labor. For example, the responsible unit for a project may be the College of Medicine but include co-investigators (Co-I) from the College of Social Work. In the example, the award would be listed as a collaboration for the College of Social Work.
- **Principal Investigator (PI):** Person(s) designated by the University to direct the research project or program and be responsible for the project's scientific and technical direction.

Notes:

- Collaboration dollars equal the total award for the project during the academic fiscal year—they do not represent the enrichment split or the faculty percent effort on the sponsored project grant.

Sponsored Project Grants & Contracts, Collaboration Totals, Academic Fiscal Year 2024

| Responsible College | Responsible Unit | Source of Funding | Primary | Collaboration | Total |
|---------------------|------------------------|------------------------------|------------------|---------------------|---------------------|
| Public Health | Health Management P... | Federal Government | | \$13,417,047 | \$13,417,047 |
| 7 | | State Government | \$115,986 | \$907,921 | \$1,023,907 |
| 0 | | Industry | | \$150,000 | \$150,000 |
| 9 | | Nonprofit | \$30,000 | \$1,337,659 | \$1,367,659 |
| 2 | | Other | \$20,320 | \$7,930,222 | \$7,950,542 |
| 5 | | College or Unit Total | \$166,306 | \$23,742,849 | \$23,909,155 |

Source: University of Kentucky, Office of Sponsored Projects Administration (OSPA) Database

Compiled by: University of Kentucky, Office of the Vice President for Research

Data Updated: 8th day of every month at 6:00 AM

Report includes the following variable selections:

Year: Academic FY 2024; College or Unit: Public Health; Source of Funding: All

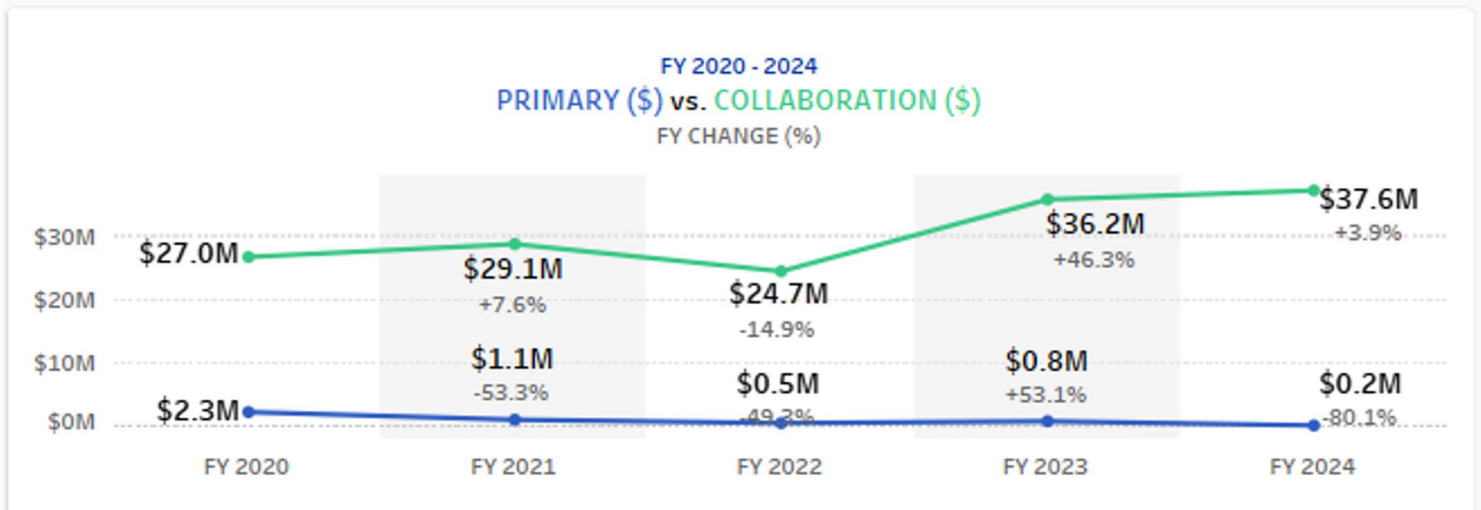
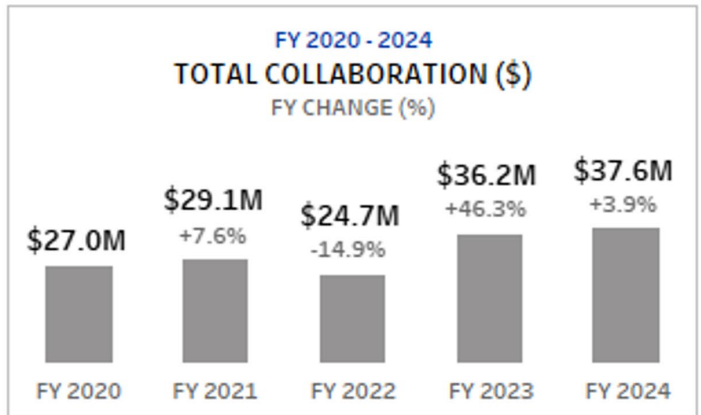
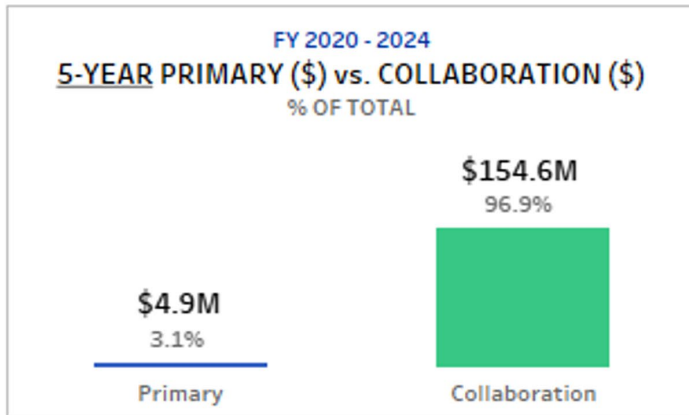
Report Notes:

- Primary total includes all dollars for projects assigned to the primary department of the contact principal investigator (PI) or the unit responsible for the project.
- Collaborations are based on co-investigator (Co-I) involvement on projects outside of the responsible department or unit.
- Collaboration dollars equal the total award for the project during the academic fiscal year—they do not represent the enrichment split or the faculty percent effort on the sponsored project grant.

Academic Fiscal Years
FY 2020 - 2024

Responsible College
Public Health

Responsible Unit
Health Services Management



- **Primary:** Awards that have been assigned to the department based on the Electronic Internal Approval Form (eIAF) as being the responsible unit. This may or may not be the principal investigator's (PI) academic home unit.
- **Collaboration:** Awards that engage departments other than the unit responsible for the project where there is a division of labor. For example, the responsible unit for a project may be the College of Medicine but include co-investigators (Co-I) from the College of Social Work. In the example, the award would be listed as a collaboration for the College of Social Work.
- **Principal Investigator (PI):** Person(s) designated by the University to direct the research project or program and be responsible for the project's scientific and technical direction.

Notes:

- Collaboration dollars equal the total award for the project during the academic fiscal year—they do not represent the enrichment split or the faculty percent effort on the sponsored project grant.

Sponsored Project Grants & Contracts, Collaboration Totals, Academic Fiscal Year 2024

| Responsible College | Responsible Unit | Source of Funding | Primary | Collaboration | Total |
|---------------------|-------------------------------|------------------------------|--------------------|--------------------|---------------------|
| Public Health | Health, Behavior, and Society | Federal Government | \$1,883,155 | \$8,710,736 | \$10,593,891 |
| | | Nonprofit | | \$35,000 | \$35,000 |
| | | Other | \$132,425 | \$250,690 | \$383,115 |
| | | College or Unit Total | \$2,015,580 | \$8,996,426 | \$11,012,006 |

Source: University of Kentucky, Office of Sponsored Projects Administration (OSPA) Database

Compiled by: University of Kentucky, Office of the Vice President for Research

Data Updated: 8th day of every month at 6:00 AM

Report includes the following variable selections:

Year: Academic FY 2024; College or Unit: Public Health; Source of Funding: All

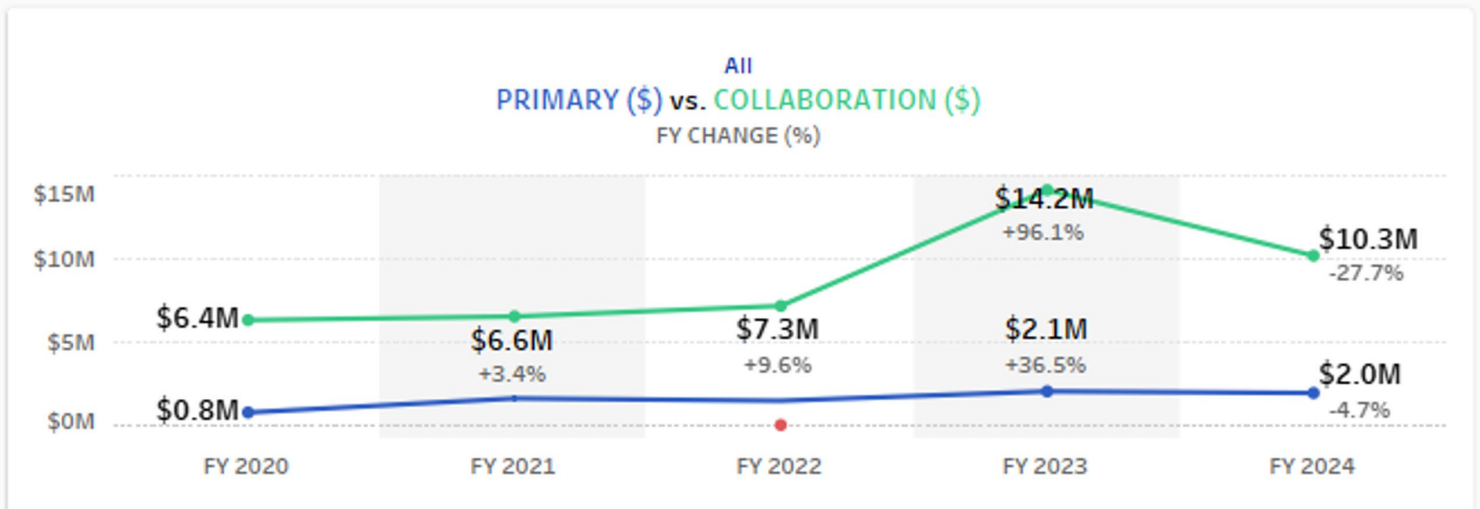
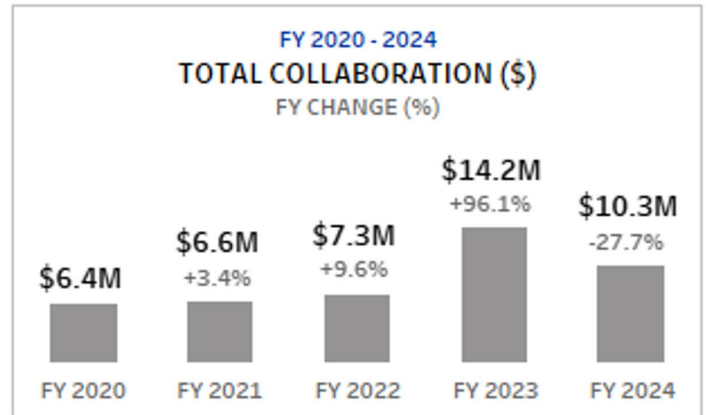
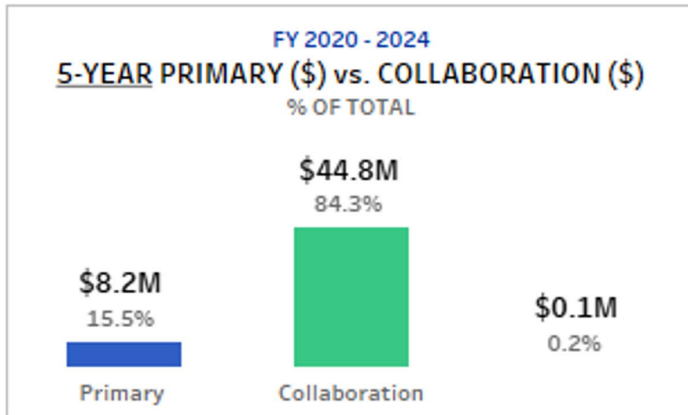
Report Notes:

- Primary total includes all dollars for projects assigned to the primary department of the contact principal investigator (PI) or the unit responsible for the project.
- Collaborations are based on co-investigator (Co-I) involvement on projects outside of the responsible department or unit.
- Collaboration dollars equal the total award for the project during the academic fiscal year—they do not represent the enrichment split or the faculty percent effort on the sponsored project grant.

Academic Fiscal Years
FY 2020 - 2024

Responsible College
Public Health

Responsible Unit
Health Behavior



- **Primary:** Awards that have been assigned to the department based on the Electronic Internal Approval Form (eIAF) as being the responsible unit. This may or may not be the principal investigator's (PI) academic home unit.
- **Collaboration:** Awards that engage departments other than the unit responsible for the project where there is a division of labor. For example, the responsible unit for a project may be the College of Medicine but include co-investigators (Co-I) from the College of Social Work. In the example, the award would be listed as a collaboration for the College of Social Work.
- **Principal Investigator (PI):** Person(s) designated by the University to direct the research project or program and be responsible for the project's scientific and technical direction.

Notes:

- Collaboration dollars equal the total award for the project during the academic fiscal year—they do not represent the enrichment split or the faculty percent effort on the sponsored project grant.

Sponsored Project Grants & Contracts, Collaboration Totals, Academic Fiscal Year 2024

| Responsible College | Responsible Unit | Source of Funding | Primary | Collaboration | Total |
|---------------------|--|------------------------------|--------------------|------------------|--------------------|
| Public Health | Kentucky Injury Prevention and Research Center (KIPRC) | Federal Government | \$6,138,419 | | \$6,138,419 |
| | | State Government | \$1,123,961 | | \$1,123,961 |
| 10,070 | | Nonprofit | \$205,408 | \$384,662 | \$590,070 |
| 12,450 | | College or Unit Total | \$7,467,788 | \$384,662 | \$7,852,450 |

Source: University of Kentucky, Office of Sponsored Projects Administration (OSPA) Database

Compiled by: University of Kentucky, Office of the Vice President for Research

Data Updated: 8th day of every month at 6:00 AM

Report includes the following variable selections:

Year: Academic FY 2024; College or Unit: Public Health; Source of Funding: All

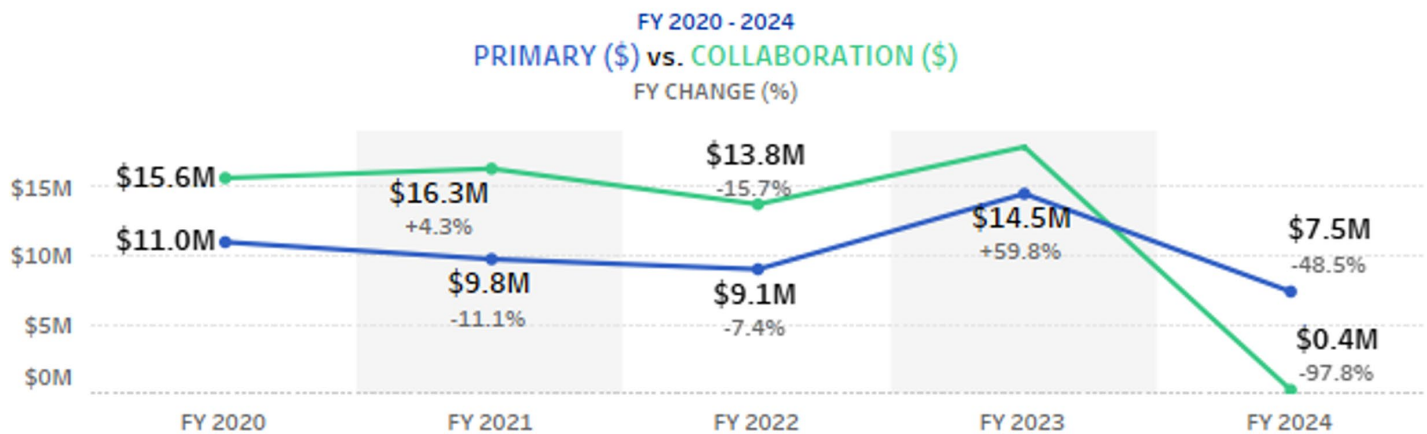
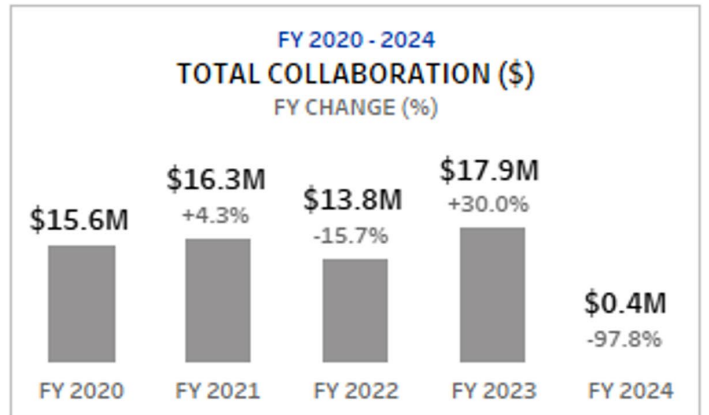
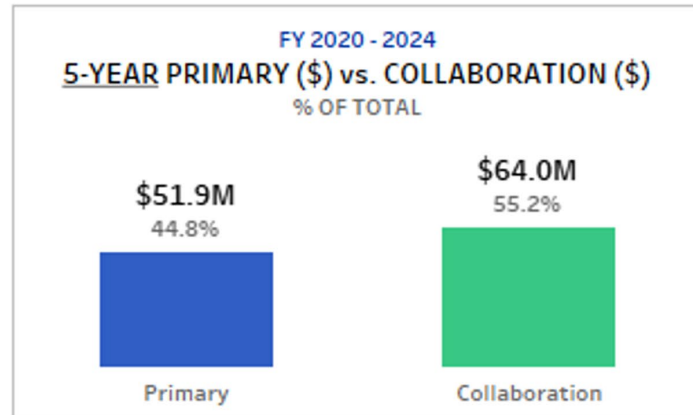
Report Notes:

- Primary total includes all dollars for projects assigned to the primary department of the contact principal investigator (PI) or the unit responsible for the project.
- Collaborations are based on co-investigator (Co-I) involvement on projects outside of the responsible department or unit.
- Collaboration dollars equal the total award for the project during the academic fiscal year—they do not represent the enrichment split or the faculty percent effort on the sponsored project grant.

Academic Fiscal Years
FY 2020 - 2024

Responsible College
Public Health

Responsible Unit
Kentucky Injury Prevention and Rese..



- **Primary:** Awards that have been assigned to the department based on the Electronic Internal Approval Form (eIAF) as being the responsible unit. This may or may not be the principal investigator's (PI) academic home unit.
- **Collaboration:** Awards that engage departments other than the unit responsible for the project where there is a division of labor. For example, the responsible unit for a project may be the College of Medicine but include co-investigators (Co-I) from the College of Social Work. In the example, the award would be listed as a collaboration for the College of Social Work.
- **Principal Investigator (PI):** Person(s) designated by the University to direct the research project or program and be responsible for the project's scientific and technical direction.

Notes:

- Collaboration dollars equal the total award for the project during the academic fiscal year—they do not represent the enrichment split or the faculty percent effort on the sponsored project grant.

Enrichment Award By College and Unit

FY 2023-24 & FY 2024-25 Enrichment Award by Funded Department

Source: Research Administrative and Fiscal Affairs

Contact: Judy Duncan

Updated: 10/5/2024 6:06:44 AM

| Major Unit .. | Dist Dept | Dist Dept Name (group) | FY 2023-24 | | FY 2024-25 | |
|--------------------|--------------|--------------------------------|-----------------------|---------------------|-----------------------|---------------------|
| | | | Enrichment Base | Enrichment Award | Enrichment Base | Enrichment Award |
| Public Health | 7P000 | Public Health | \$198.48 | \$31.76 | \$448.51 | \$71.76 |
| | 7P140 | Dept Of Preventive Med & Envir | \$66,138.95 | \$10,582.24 | \$29,829.01 | \$4,772.66 |
| | 7P150 | Health Behavior | \$308,165.32 | \$46,708.41 | \$398,119.38 | \$62,230.17 |
| | 7P160 | Health Management | \$326,501.95 | \$48,342.25 | \$286,662.09 | \$41,115.35 |
| | 7P170 | Epidemiology | \$1,291,603.37 | \$192,003.62 | \$1,715,858.10 | \$269,868.73 |
| | 7P180 | Biostatistics | \$1,212,017.03 | \$192,700.93 | \$1,576,565.94 | \$251,244.92 |
| | 7P190 | Gerontology | \$665.02 | \$106.39 | \$147.72 | \$23.64 |
| | 7P210 | KY Injury Prev & Research Ctr | \$1,235,262.40 | \$197,137.21 | \$1,478,505.31 | \$236,061.19 |
| | 7P240 | Center for Public Health Syste | \$901.01 | \$144.16 | \$52.82 | \$8.45 |
| | 7P270 | Ctr for Innovation and Populat | \$395,331.91 | \$62,484.02 | \$492,777.03 | \$78,414.00 |
| | 7P280 | Center for the Environment | | | \$1,745.92 | \$279.35 |
| | 7P410 | Assoc Dean for Research | | | \$1,871.50 | \$299.44 |
| | 7P610 | Dean | \$65,036.06 | \$8,218.98 | \$56,438.43 | \$6,103.32 |
| | 7P620 | Public Health Business & Finan | \$5,372.32 | \$859.57 | \$7,103.21 | \$1,136.51 |
| | Total | | \$4,907,193.82 | \$759,319.54 | \$6,046,124.97 | \$951,629.49 |
| Grand Total | | | \$4,907,193.82 | \$759,319.54 | \$6,046,124.97 | \$951,629.49 |

Note: The Vice President for Research returns to the college 16% of the realized F&A for awards involving multiple units (i.e. departments and/or centers) and 10% of the realized F&A for awards involving a single unit. Enrichment returns funds come 2 years after an award is made as it takes this long to accrue F&A.

Enrichment Award By College and Unit

FY 2024-25 Academic Dept. 2% Enrichment Award

Source: Research Administrative and Fiscal Affairs

Contact: Judy Duncan

Updated:10/5/2024 6:06:50 AM

| College/Unit | Department | AC Home Description | Year |
|--------------------|--------------|--------------------------------------|--------------------|
| | | | FY 2024-25 |
| Public Health | 7P150 | Department of Health, Behavior | \$8,076.82 |
| | 7P160 | Health Mgmt & Policy | \$21,361.08 |
| | 7P170 | Epidemiology & Environ | \$44,470.24 |
| | 7P180 | Biostatistics | \$5,994.93 |
| | 7P210 | KY Injury Prev & Research Ctr | \$988.45 |
| | 7P270 | CENTER FOR INNOVATION AND POPULATI.. | \$1,246.62 |
| | Total | | \$82,138.14 |
| Grand Total | | | \$82,138.14 |

Note: 2% F&A returned to the academic home department of the Principal Investigator.