



ENHANCE ★ PROTECT ★ CONSERVE

Commission on Marine Resources

June 16, 2020



ENHANCE ★ PROTECT ★ CONSERVE

Employment, Contracts and Procurement Updates June 16, 2020

Employment Updates

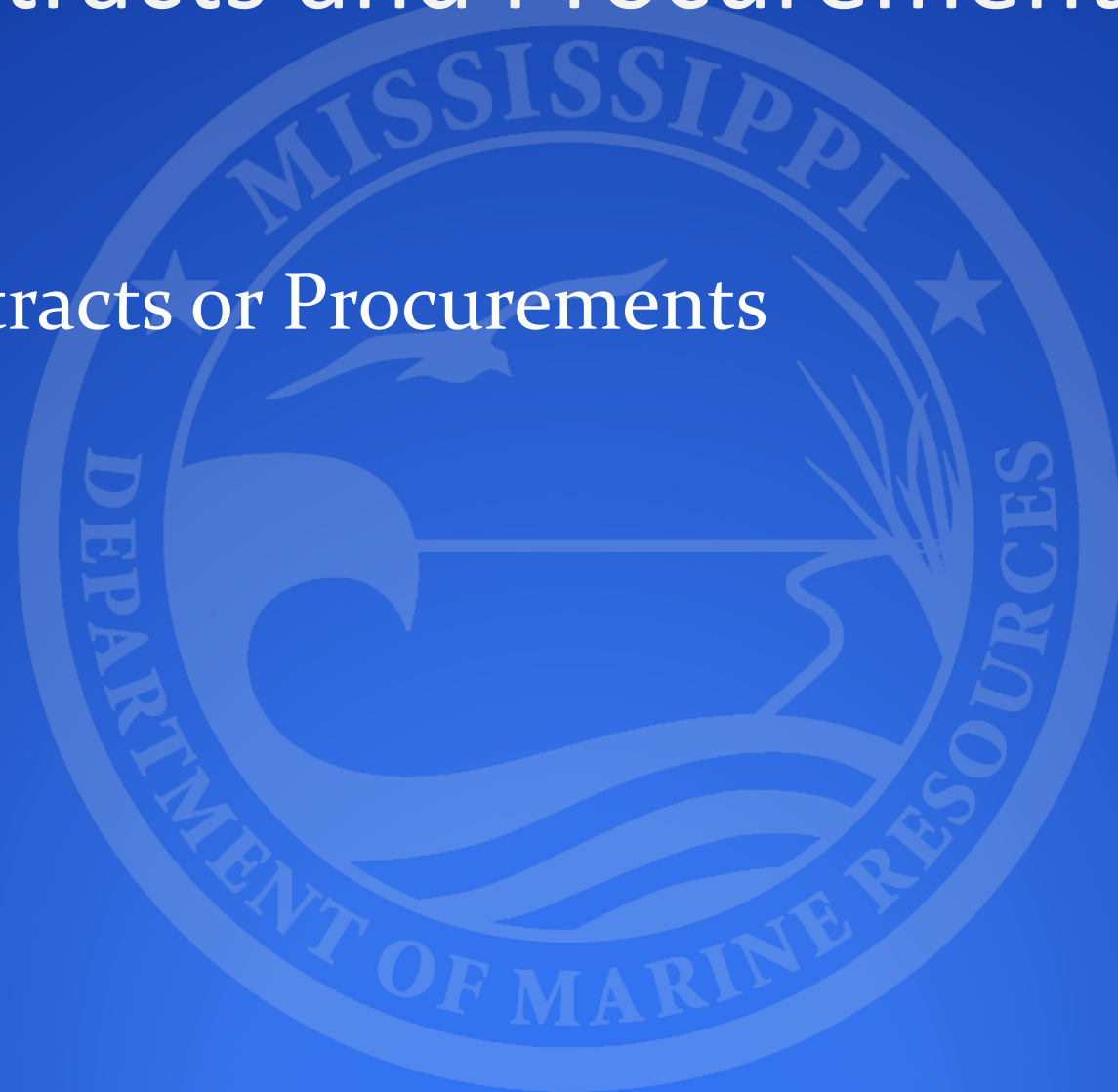
- No New Hires



ENHANCE ★ PROTECT ★ CONSERVE

Contracts and Procurements for

- No New Contracts or Procurements



ENHANCE ★ PROTECT ★ CONSERVE



ENHANCE ★ PROTECT ★ CONSERVE

Mississippi Department of Marine Resources

Agency Financial Results

as of May 31, 2020

Commission on Marine Resources

June 16, 2020

Key Metrics:

- State Revenue of \$4.9M
- Agency Revenue of \$65M
- State Net Income of (\$1.1M)
- Agency Net Income of \$39M

MISSISSIPPI DEPARTMENT OF MARINE RESOURCES
Income Statement - Fiscal Year 2020
As of May 31, 2020

	Federal :		Operating		
	State	GOMESA PHII: NFWF:	Subtotal	Tidelands	Total DMR
Revenue:					
Transfer in from Other Governments	0	50,590	50,590	-	50,590
Off-road Fuel Tax	3,050,000	-	3,050,000	-	3,050,000
Federal/NonFederal Grants	-	47,079,799	47,079,799	-	47,079,799
Sales Revenue	811,046	1,795	812,841	3,649	816,491
Indirect Cost Recovery	892,845	-	892,845	-	892,845
Other Revenue	165,655	827,422	993,077	12,247,909	13,240,986
Current Budget Year Revenue:	4,919,546	47,959,607	52,879,153	12,251,559	65,130,711
Expenditures:					
Salaries, Wages, Fringe	4,999,667	2,623,492	7,623,159	810,150	8,433,309
Travel	28,347	34,209	62,555	24,570	87,125
Contractual Services	694,662	3,542,428	4,237,090	929,281	5,166,371
Commodities	338,325	1,630,778	1,969,103	189,454	2,158,557
Other than Equipment	-	-	-	-	-
Equipment	36,493	281,330	317,823	112,622	430,445
Vehicles	-	-	-	207,613	207,613
Wireless Devices	331	-	331	-	331
Subsidies, Loans, and Grants	8,239	6,107,814	6,116,052	3,438,436	9,554,489
Current Budget Year Expenditures:	6,106,063	14,220,049	20,326,113	5,712,126	26,038,239
Current Budget Year Net Income/(Loss):	\$(1,186,518)	\$ 33,739,558	\$32,553,040	\$ 6,539,432	\$ 39,092,472

Financial Budget Comparison

- After eleven months of Fiscal Year 2020:

MISSISSIPPI DEPARTMENT OF MARINE RESOURCES

2020 Budget Comparison

As of May 31, 2020

	<i>Actual Year to Date Expenditures</i>			<i>Budget Year Totals</i>			<i>Percent Remaining</i>		
	Operating	Tidelands	Total	Operating	Tidelands	Total	Operating	Tidelands	Total
Expenditures:									
Salaries, Wages, Fringe	\$ 7,623,159	\$ 810,150	\$ 8,433,309	\$ 11,200,735	\$ 1,187,846	\$ 12,388,581	31.9%	31.8%	31.9%
Travel	62,555	24,570	87,125	170,556	35,000	205,556	63.3%	29.8%	57.6%
Contractual Services	4,237,090	929,281	5,166,371	9,477,522	1,627,590	11,105,112	55.3%	42.9%	53.5%
Commodities	1,969,103	189,454	2,158,557	6,964,818	450,000	7,414,818	71.7%	57.9%	70.9%
Equipment	317,823	112,622	430,445	1,291,210	524,000	1,815,210	75.4%	78.5%	76.3%
Vehicles	-	207,613	207,613	85,000	220,000	305,000	100.0%	0.0%	0.0%
Wireless Devices	331	-	331	6,250	-	6,250	94.7%	0.0%	94.7%
Subsidies, Loans, and Grants	6,116,052	3,438,436	9,554,489	31,657,408	6,955,564	38,612,972	80.7%	50.6%	75.3%
Total Expenditures:	\$ 20,326,113	\$ 5,712,126	\$ 26,038,239	\$ 60,853,499	\$ 11,000,000	\$ 71,853,499	66.6%	48.1%	63.8%

- Operating Funds have 66.6% of Budget remaining
- Tidelands Trust Fund has 48.1% of Budget remaining



ENHANCE ★ PROTECT ★ CONSERVE

2019 Mississippi Spotted Seatrout Stock Assessment

Matt Hill
June 15, 2020

Background

- Initial draft completed in December 2019 by the Mississippi Stock Assessment Panel
- The panel is comprised of staff from MDMR and the Gulf Coast Research Laboratory
- Completed internal MDMR review in December 2019 and sent for peer-review
- Final analysis and edits completed in May 2020

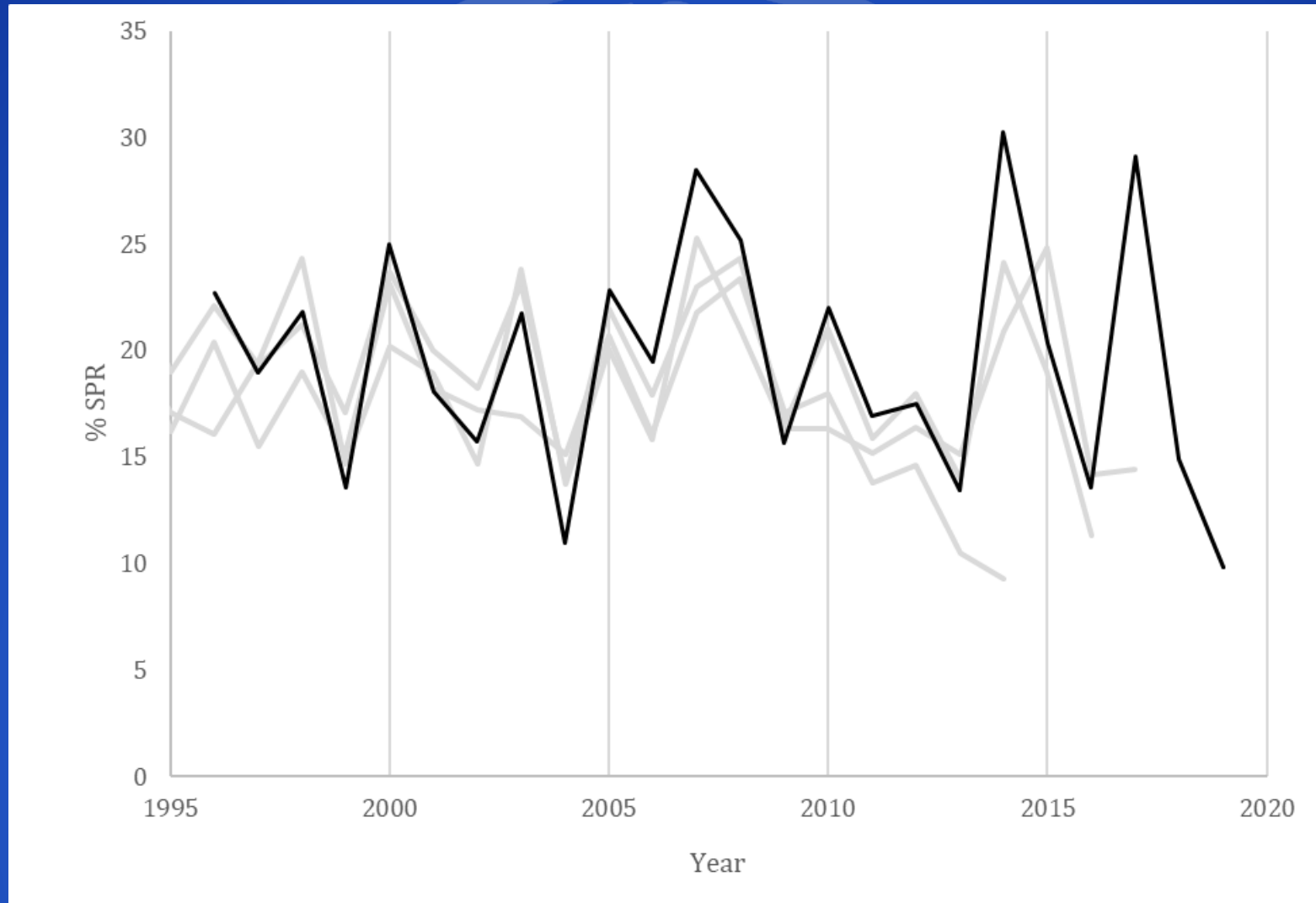
Model Aspects

- This was the first stock assessment conducted in Mississippi using the Stock Synthesis III (SS3) model.
 - Assessment model used has many similarities to the Age-Structured Assessment Program (ASAP) model used in previous Spotted Seatrout assessments.
 - This assessment effort can be considered a “continuity run” to determine if outputs between ASAP and SS3 are comparable.
- Based on the timeline of model development, 2019 was able to be included as the terminal year of the assessment.

Model Used for Informing Management Decisions

- Presently accepted on a peer reviewed level and models identified as best available science
- Assessment was completed using SS3, which is widely used in SEDAR assessments for federally managed species
- Next assessment will be a benchmark assessment and will utilize SS3 model

%SPR for Each Assessment Year



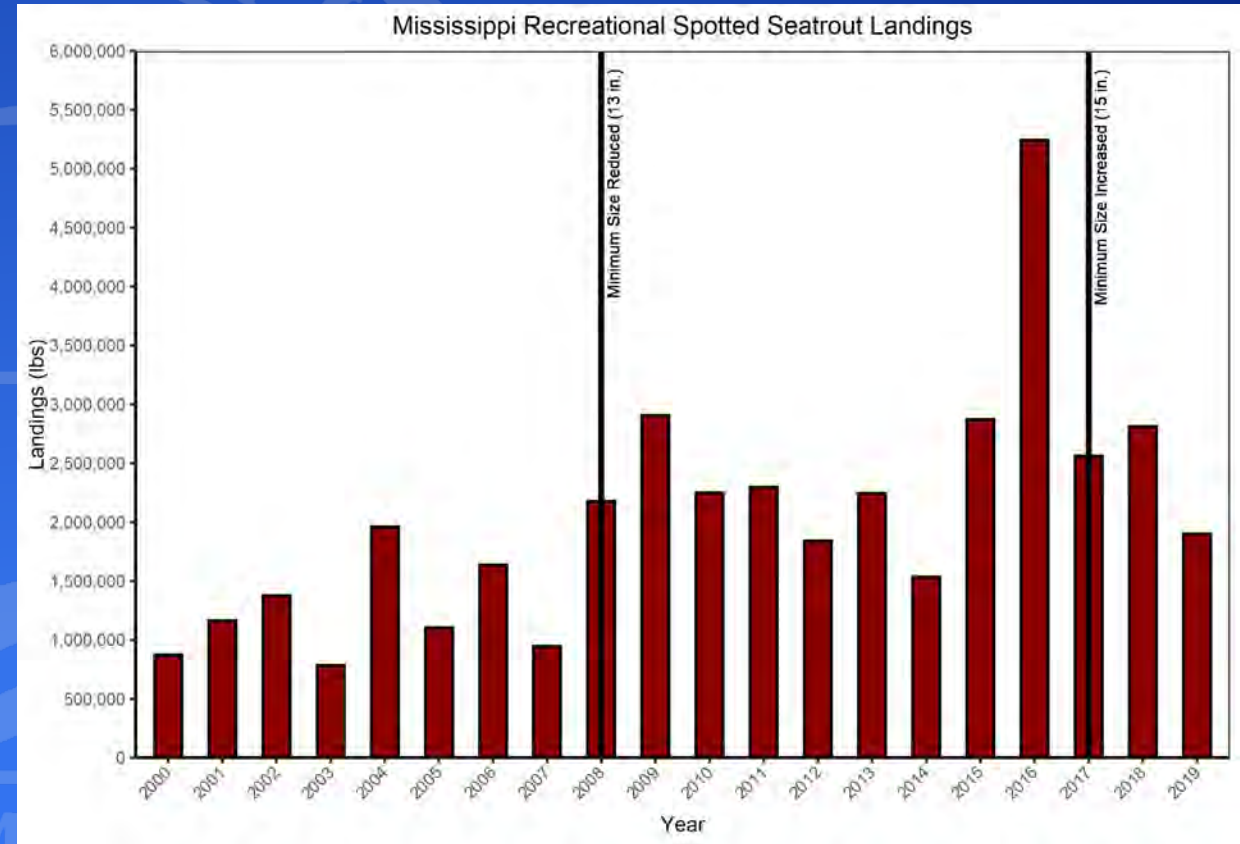
Time series of %SPR for the Mississippi SST stock

%SPR Discussion

- Ratio of reproductive output of a fished population relative to an unfished population
 - Input information includes abundance, mortality, and reproductive parameters
 - Shifts in any of these inputs can result in fluctuations of %SPR
- Decreased relative abundance
 - Bonnet Carré Spillway
 - Large amounts of freshwater across the sound
 - Decreased catches in fishery independent surveys
 - Decreased estimates of relative abundance
 - Do these decreased estimates represent a “true” decrease in abundance or changes in sampling efficacy

%SPR Discussion Continued

- As stated previously, mortality is also an input for %SPR
 - Natural mortality
 - Fishing mortality
- Decreases in relative abundance along with sustained fishing pressure led to increased fishing mortality estimates
- This combination of factors resulted in decreased %SPR values derived in this assessment



%SPR in Relation to Fishing Mortality

Biomass of the Mature Female portion of the Population

A. SSB

$F_{\%SPR}$ Scenario	2017	2018	2019	2020	2021	Five-year change (%)
24	372,228	454,075	507,480	534,316	545,942	32%
22	372,228	454,075	507,480	534,316	545,942	32%
20	407,979	476,442	520,118	540,671	548,811	26%
18	449,501	498,142	529,943	543,873	548,787	18%
16	498,340	517,992	535,893	543,314	545,526	9%
14	556,549	534,052	536,750	538,486	538,789	-3%

B. Yield

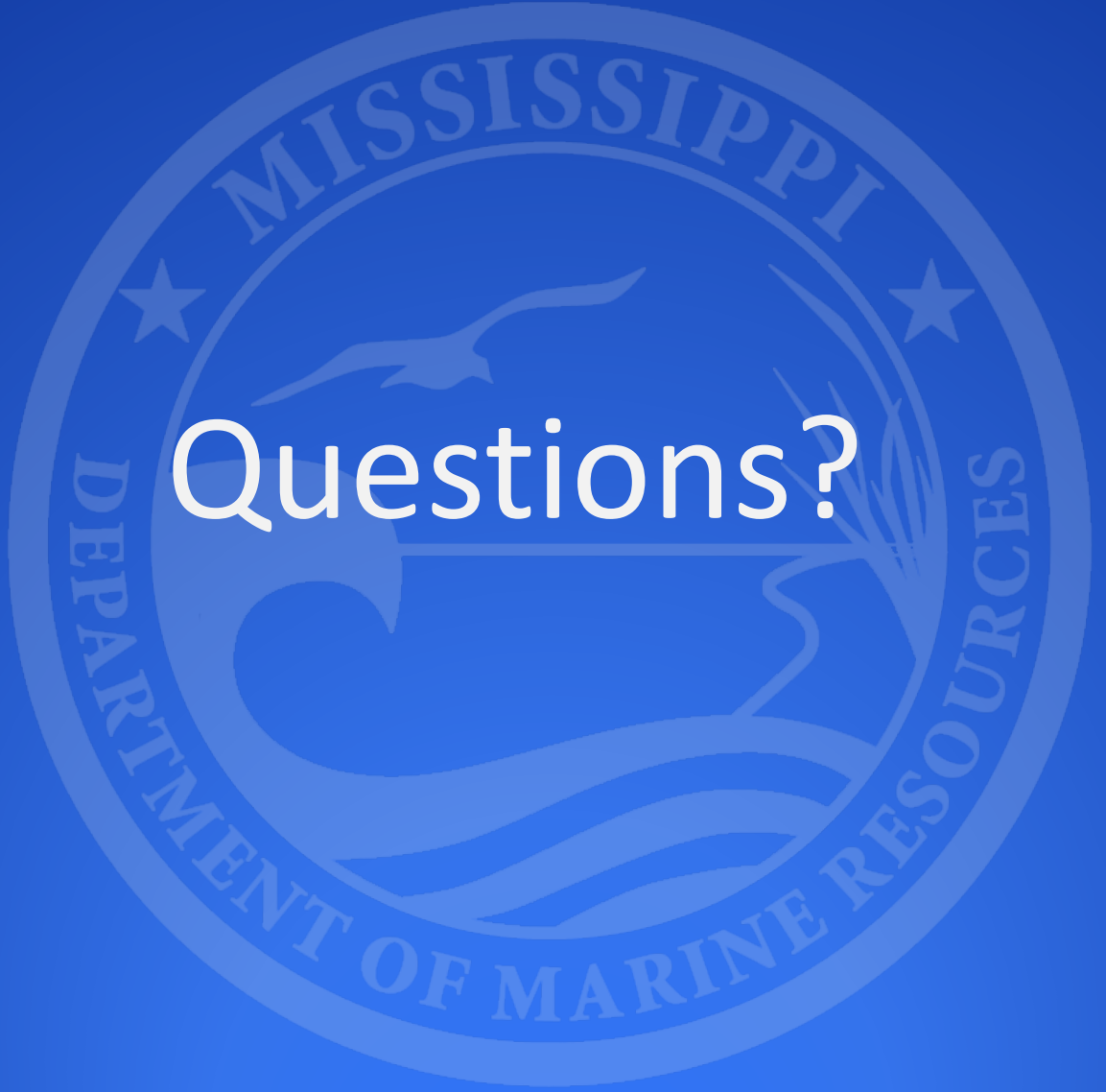
Total SST Biomass available for harvest

$F_{\%SPR}$ Scenario	2017	2018	2019	2020	2021	Five-year change (%)
24	466,316	566,443	564,740	564,574	564,600	17%
22	417,965	519,547	518,509	518,789	518,964	19%
20	377,166	476,874	476,268	476,819	477,101	21%
18	342,374	438,595	438,277	438,992	439,344	22%
16	312,369	404,354	404,234	405,045	405,440	23%
14	312,369	404,354	404,234	405,045	405,440	23%

Estimated SSB (A, kg) and Yield (B, kg) at a range of fishing mortalities corresponding to %SPR values of 14, 16, 18, 20, 22, and 24 for a five-year projection period (2017 to 2021). The line in bold in each table is the current %SPR target reference point.

Summary

- The mean %SPR in the last five years of the assessment is 17.5% with a terminal year estimate of 9.8%.
- Current 20% SPR target will maintain or increase SST population at current harvest and effort levels.
- Decreased relative abundance derived from independent sampling is potentially a result of shifts in sampling efficacy due to freshwater impacts on sampling sites
- A benchmark assessment will be completed with the terminal year 2020 utilizing a new age structured model, Stock Synthesis 3 (SS3).



Questions?

ENHANCE ★ PROTECT ★ CONSERVE



ENHANCE ★ PROTECT ★ CONSERVE

Oyster Task Force Update

Erik Broussard
June 16, 2020

K.2.

Oyster Task Force

- February 18, 2020 Commission Meeting
 - MOTION: To authorize staff to continue with the current Oyster Task Force required to meet bi-annually unless more frequently needed.
 - Motion passed by 3/1 vote

Oyster Task Force

- February 28, Sent poll to task force members to schedule a meeting for March 30 or April 2.
 - Currently there are 16 task force members
 - 9 responses
- March 15, Postponed the meeting due to the pandemic
- May 21, Sent poll to task force member to schedule a meeting for June 3 or June 4
 - 11 Responses
 - Majority were able to participate June 4, 2020 at 5:00 p.m.

Oyster Task Force

- Meeting June 4, 2020 by Teleconference held at MDMR Marine Fisheries Conference Room

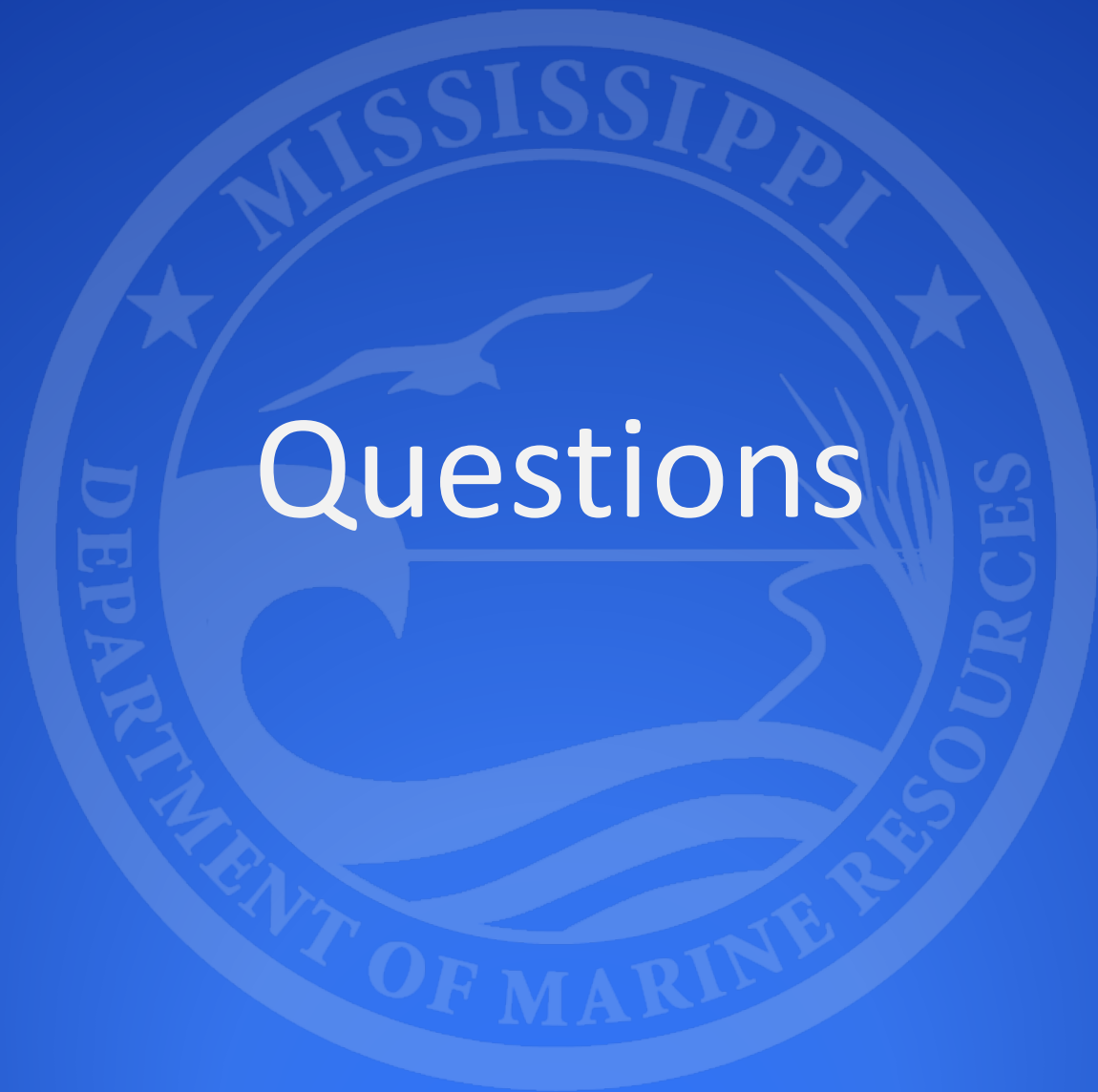
Voting Members (5)		
Jeremy Forte	Dealer/Processor	Forte Seafood
John Livings	Dredger	Pass C. Harvester (Dredger & Tonger)
Andrew Livings	Tonger	Pass C. Harvester (Dredger & Tonger)
Walter Boasso	Oyster Aquaculture	Spat Tech
Dennis Laubmeir	Recreational Harvester	Recreational Tonger
Non-Voting Members (6)		
Steve Bosarge	CMR Commissioner	CMR Commissioner
Jason Rider	MDMR Oyster Aquaculture	MDMR Oyster Extension Agent
Paul Mickle	MDMR Chief Scientific Officer	MDMR Chief Scientific Officer
Jack Ewing	MDMR Marine Patrol Officer	Marine Patrol Officer
Dr. J. Read Hendon	GCRL Representative	Associate Director for GCRL School of Ocean Science and Technology and Research Scientist
Johnny Marquez	Conservationist	MS Wildlife Federation, Director of Coastal Programs

Oyster Task Force

- **Motion 1:** Nomination of Officers: Reelect John Livings as Chair and Andrew Livings as Cochair of the Oyster Task Force.
 - First: Walter Boasso
 - Second: Andrew Livings
 - Passed: 5-0 Unanimous
- **Motion 2:** To take some of the money and spend it on preventative studies for future openings of the Bonnet Carré Spillway (BCS).
 - First: Dennis Laubmeir
 - Second: John Livings
 - Failed: 4-1
- **Motion 3:** Substitute motion to Motion 2 – To get someone from LA to come to MS and explain the BCS operating system including the dredging issues at the mouth of the MS River. Motioned tabled.
 - First: Walter Boasso
 - Second: John Livings
 - Tabled

Oyster Task Force

- **Motion 4:** Prepare a resolution to get with LA to come up with a joint protection project with MS. This joint protection program would include a study and construction of a removable barrier to divert water from the BCS south between Cat Island and the Chandelier Islands.
 - First: Walter Boasso
 - Second: John Livings
 - Passed: 5-0 Unanimous
- **Motion 5:** For some of the 2019 BCS funds to be spent on dealers and fishermen for work programs and direct payments, includes all components of the grant, to restore the resources. Dealers and fishermen to be involved in all disbursements of these funds.
 - First: John Livings
 - Second: Andrew Livings
 - Passed: 5-0 Unanimous
- **Motion 6:** To adopt by-laws (SOP) as revised. Revisions include the CMR making the Oyster Task Force a permanent body and restructuring of the voting and non-voting members.
 - First: Dennis Laubmeir
 - Second: John Livings
 - Passed: 5-0 Unanimous



Questions

ENHANCE ★ PROTECT ★ CONSERVE



ENHANCE ★ PROTECT ★ CONSERVE

State Saltwater Finfish Records

Matt Hill
June 16, 2020

K.3.

Youth Division Saltwater Fishing Record

★ **Spotted Seatrout**
Cynoscion nebulosus

New Record: 5 lbs. 5.6 oz.

Angler: Maddox McDaniel



ENHANCE ★ PROTECT ★ CONSERVE



ENHANCE ★ PROTECT ★ CONSERVE

Conventional Tackle Saltwater Fishing Record

Ladyfish

Elops saurus

Old Record: 3 lbs. 9.28oz.

New Record: 5 lbs. 6.06 oz.

Angler: Doug Borries

*Also qualifies as All Tackle Record

ENHANCE ★ PROTECT ★ CONSERVE



ENHANCE ★ PROTECT ★ CONSERVE



ENHANCE ★ PROTECT ★ CONSERVE

Required:

Motion to Adopt New State Saltwater
Finfish Records.

ENHANCE ★ PROTECT ★ CONSERVE