



ENHANCE ★ PROTECT ★ CONSERVE

Mississippi Advisory Commission on Marine Resources

January 19, 2021



ENHANCE ★ PROTECT ★ CONSERVE

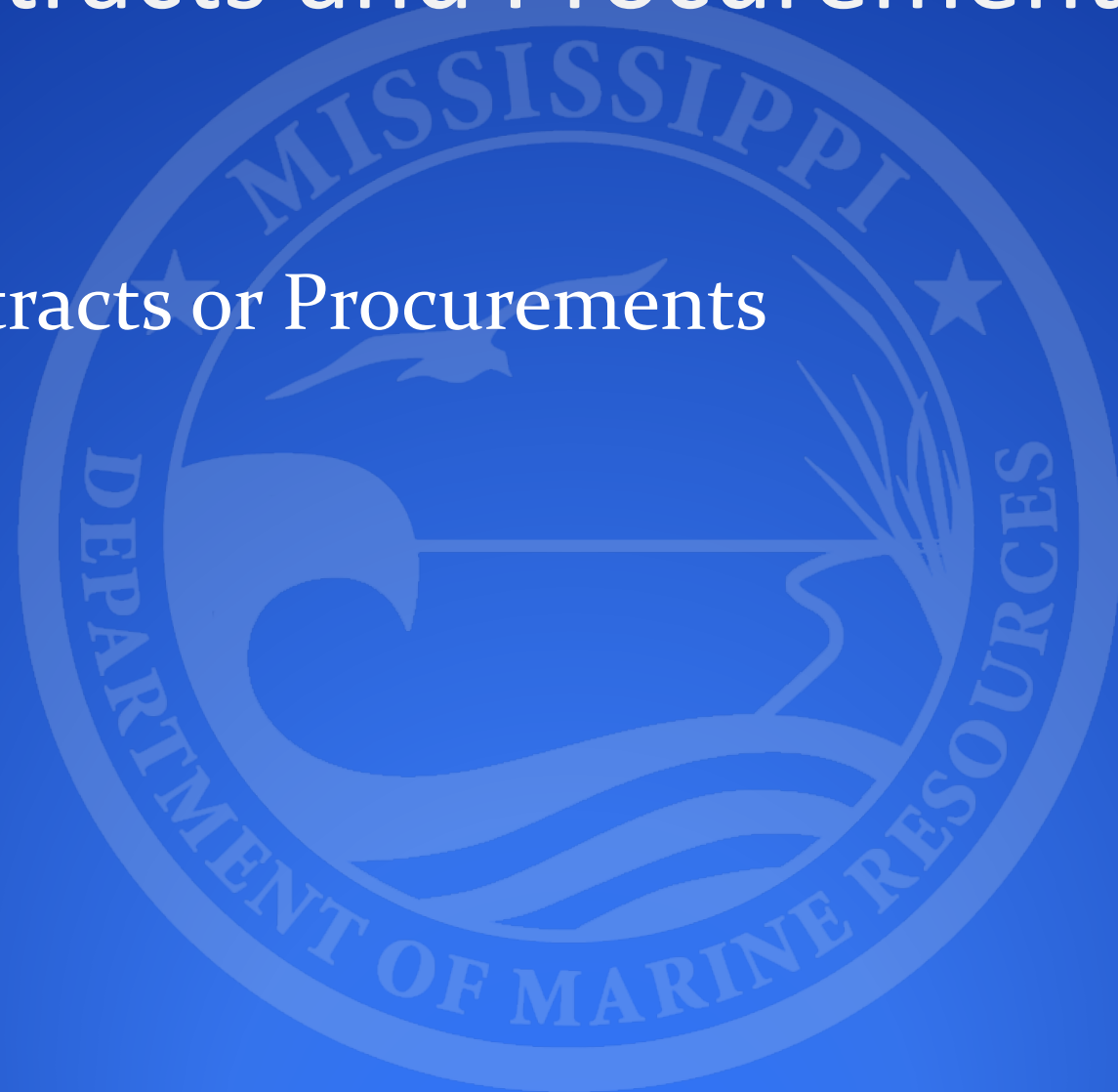
Employment, Contracts and Procurement Updates January 19, 2020

Employment Updates

- Patrick Webb – Lieutenant – 01.01.21
- Courtney Walker – Marine Fisheries Scientist IV – 01.01.21
- Brittany Crews – Lead Contract Analyst – 01.05.21
- Janie Ballew – Procurement Specialist – 01.05.21

Contracts and Procurements for

- No New Contracts or Procurements



ENHANCE ★ PROTECT ★ CONSERVE



ENHANCE ★ PROTECT ★ CONSERVE

Actions Update January 19, 2021

Actions Update – December 2020 Meeting

- The following actions were discussed at the December 2020 meeting:
 - 1. Establish No Wake Zone for Simmons Bayou around the area of Eagle Pine Island.
 - 2. Closed season for the use of crab traps in public waters for derelict crab trap clean-up for 10 days between Jan 15th – Feb 15th.
 - 3. State Saltwater Finfish Record (All Tackle) for:
 - Striped Mullet (*Mugil cephalus*), 5 lbs. 6.95 oz. – Joey Beasarcon, Sr.
- Commission recommended approval of all of the above.
- Director approved the requests.



ENHANCE ★ PROTECT ★ CONSERVE

Mississippi Department of Marine Resources

FY2022 Tidelands Trust Fund



ENHANCE ★ PROTECT ★ CONSERVE

Tidelands FY2023 Schedule

Date	Description
May 31, 2021	Request for Proposals
July 1, 2021	Deadline for Proposals
July - Aug 2021	Compliance Review
September - October 2021	Merit Review
November 2021	Recommendations and CMR Approval of Ranked Proposals
December 2021	Legislative Forum
January 2022	Projects/Report to Legislature
April 2022	FY2021 Appropriations
November 2022	Check from SOS Office
November - December 2022	Projects Awarded

Tidelands Trust Fund

FY2022 Proposal Results

113 APPLICATIONS SUBMITTED
\$40,646,019

63 PUBLIC ACCESS
\$31,087,988

50 TIDELANDS MANAGEMENT
\$9,558,031

39 Submitted by Cities
\$22,792,530

23 Submitted by MDMR
\$3,262,853

16 Submitted by Counties
\$6,386,132

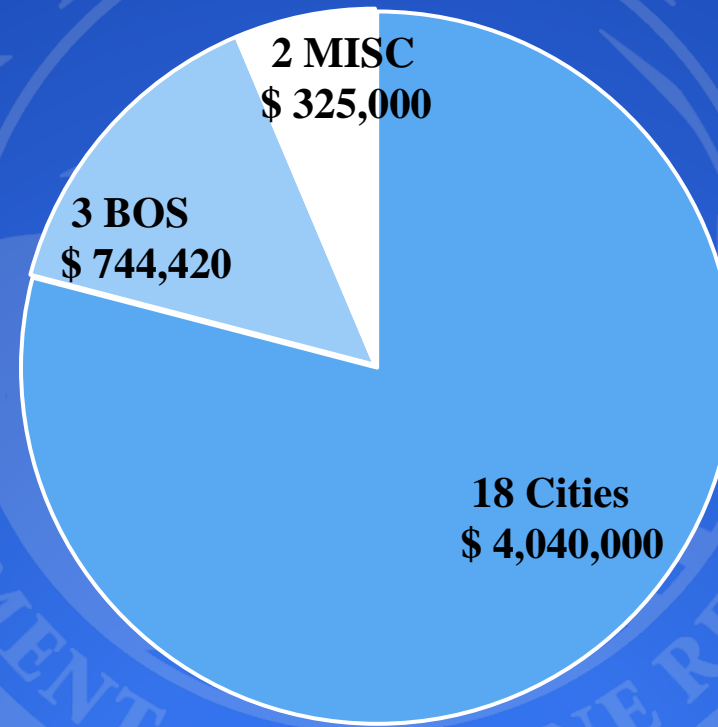
15 Submitted by Universities
\$4,340,938

8 Miscellaneous
\$1,909,326

12 Miscellaneous
\$1,954,240

Appropriated for FY2021: \$7,349.277

Public Access Awards FY2021

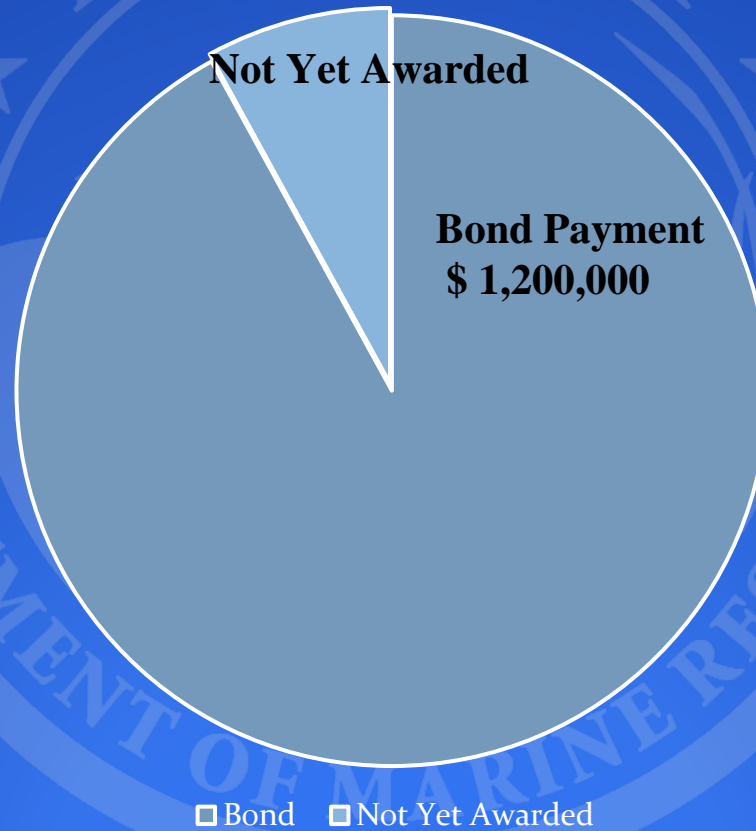


□ Cities □ Board of Supervisors ■ Misc

Tidelands FY2021 Public Access Awards Total \$ 5,109,420

ENHANCE ★ PROTECT ★ CONSERVE

Managed Projects Awards FY2021



Tidelands FY2021 Managed Projects Allocated \$2,239,857

Wetland Permitting Actions 2020

Total Actions	672
Regulated Activities/ CZ Consistency Determinations	562
Reviews/ Pre-Application Meetings	96
Violations	14



ENHANCE ★ PROTECT ★ CONSERVE

Mississippi Department of Marine Resources

Coastal Resources Management
January 2021

**Request for Permit by:
Jackson County Board of Supervisors
File: DMR20-000337**

- **Location: Mississippi Sound**
 - Front and East Beach in Ocean Springs
 - Pascagoula Beach
- **Use District: (G) General Use District**
- **Agent: Seymour Engineering**

Project Description

- **Renourishment of Jackson County Public Beaches**
 - **Front Beach:**
 - 5,325 feet in length and 100 feet in width
 - 7,700 cubic yards of sand
 - **East Beach:**
 - 5,690 feet in length and 100 feet in width
 - 9,800 cubic yards of sand
 - **Pascagoula Beach:**
 - 10,496 feet in length and ranging from 125 feet to 150 feet in width
 - 37,500 cubic yards of sand

Applicable Decision Factors

continued

- **c) Variance to the MS Coastal Program...**
 - **Ch. VIII, Sect. 8, Part 114.01**
 - “Permanent filling of coastal wetlands below the mean high tide line because of potential adverse and cumulative environmental impacts is not authorized.”
 - **Justified under Ch. VIII, Sect. 8, Part 118.01**
 - “Impacts to Coastal Wetlands would be no worse than if the guidelines were followed.”

Applicable Decision Factors

continued

- **I) Comments...**
 - **Public Notice**
 - Notification of the project appeared in the Sun Herald on December 6, 13, and 20, 2020
 - No public comments were received
 - **MS DEQ: No comments**
 - **MS DAH: No objections**
 - **MS SOS: Does not present any Public Trust Tidelands Lease issues**
 - **MS DWFP: No comments**

ENHANCE ★ PROTECT ★ CONSERVE

Recommendation

- Based upon departmental review and evaluation, staff recommends approval of the applicant's request.



ENHANCE ★ PROTECT ★ CONSERVE

Mississippi Department of Marine Resources

Agency Financial Results
as of December 31, 2020

Key Metrics:

- State Revenue of \$3.8M
- Agency Revenue of \$13.2M
- State Net Income of \$918K
- Agency Net Income of \$2.2M

MISSISSIPPI DEPARTMENT OF MARINE RESOURCES
Income Statement - Fiscal Year 2021
As of December 31, 2020

	Federal :		Operating		
	State	GOMESA PHII: NFWF:	Subtotal	Tidelands	Total DMR
Revenue:					
Transfer in from Other Governments	-	-	-	-	-
Off-road Fuel Tax	3,050,000	-	3,050,000	-	3,050,000
Federal/NonFederal Grants	-	1,524,759	1,524,759	-	1,524,759
Sales Revenue	554,071	-	554,071	-	554,071
Indirect Cost Recovery	195,226	-	195,226	-	195,226
Other Revenue	53,140	450,581	503,721	7,443,689	7,947,410
Current Budget Year Revenue:	3,852,436	1,975,340	5,827,777	7,443,689	13,271,466
Expenditures:					
Salaries, Wages, Fringe	2,512,932	1,373,405	3,886,336	468,483	4,354,819
Travel	2,805	-	2,805	-	2,805
Contractual Services	298,327	646,788	945,115	154,488	1,099,603
Commodities	115,581	77,284	192,866	13,414	206,280
Other than Equipment	-	-	-	-	-
Equipment	4,540	32,275	36,815	-	36,815
Vehicles	-	-	-	-	-
Wireless Devices	-	-	-	-	-
Subsidies, Loans, and Grants	(737)	3,086,023	3,085,286	2,231,222	5,316,508
STATEXP	-	-	-	-	-
Current Budget Year Expenditures:	2,933,449	5,215,774	8,149,223	2,867,607	11,016,830
Current Budget Year Net Income/(Loss):	\$ 918,988	\$ (3,240,434)	\$ (2,321,446)	\$ 4,576,082	\$ 2,254,635

Financial Budget Comparison

- After six months of Fiscal Year 2021:

MISSISSIPPI DEPARTMENT OF MARINE RESOURCES
2021 Budget Comparison
As of December 31, 2020

	<i>Actual Year to Date Expenditures</i>			<i>Budget Year Totals</i>			<i>Percent Remaining</i>		
	Operating	Tidelands	Total	Operating	Tidelands	Total	Operating	Tidelands	Total
Expenditures:									
Salaries, Wages, Fringe	\$ 3,886,336	\$ 468,483	\$ 4,354,819	\$ 10,608,904	\$ 1,259,291	\$ 11,868,195	63.4%	62.8%	63.3%
Travel	2,805	-	2,805	164,806	25,000	189,806	98.3%	100.0%	98.5%
Contractual Services	945,115	154,488	1,099,603	7,332,714	1,251,000	8,583,714	87.1%	87.7%	87.2%
Commodities	192,866	13,414	206,280	2,966,274	360,000	3,326,274	93.5%	96.3%	93.8%
Other than Equipment	-	-	-	-	75,000	75,000	0.0%	100.0%	100.0%
Equipment	36,815	-	36,815	527,729	-	527,729	93.0%	0.0%	93.0%
Vehicles	-	-	-	55,000	-	55,000	100.0%	0.0%	0.0%
Wireless Devices	-	-	-	3,750	-	3,750	100.0%	0.0%	100.0%
Subsidies, Loans, and Grants	3,085,286	2,231,222	5,316,508	30,140,854	4,378,986	34,519,840	89.8%	49.0%	84.6%
Total Expenditures:	\$ 8,149,223	\$ 2,867,607	\$ 11,016,830	\$ 51,800,031	\$ 7,349,277	\$ 59,149,308	84.3%	61.0%	81.4%

- Operating Funds have 84.3% of Budget remaining
- Tidelands Trust Fund has 61% of Budget remaining