



ENHANCE ★ PROTECT ★ CONSERVE

Mississippi Advisory Commission on Marine Resources

May 18, 2021



ENHANCE ★ PROTECT ★ CONSERVE

Employment, Contracts and Procurement Updates May 18, 2021

Employment Updates

- Eric Gigli – Promoted to DMR Marine Fisheries Scientist V – Finfish Bureau – 05.01.21
- Cassy Porter – Promoted to NERR Resource Specialist V – GBNERR – 05.01.21
- Jada Whittington – Promoted to Sergeant – Marine Patrol – 05.01.21
- Demetria Gowdy-Boykin – Accounting Specialist Intermediate - Finance – 05.03.21
- Jacob Goff – NERR Resource Specialist – GBNERR – 05.01.21
- Donovan Dawsey – Port Security Officer – Marine Patrol – 05.03.21



ENHANCE ★ PROTECT ★ CONSERVE

Actions Update

May 18, 2021

Discussed at the April 2021 meeting:

- 1) Motion to recommend approval of the MS Dept of Environmental Quality request for a variance, use plan change, and permit to construct breakwaters along the southern shoreline of Big Island, located in the Back Bay of Harrison County, MS with the following additional conditions:
 - The project area be re-checked for the presence of SAV during the growing season prior to implementation of the project.
 - The survey report submitted to MDMR Wetlands Permitting staff at least 30 days prior to project commencement.
 - If SAV is found in the project area, a final review and approval by MDMR staff is required prior to project commencement.
- Commission recommended approval of the request.
- Director approved the request.

- 2) Motion to recommend approval of the request for three (3) variance requests and permits by the Jackson County Board of Supervisors for Catherine Roberts Bayou and Dutch Bayou including mitigation at a 9:1 ratio calculated for a 5-year period which equals \$30,450.00 to be used by MDMR's Coastal Preserves Bureau for the management and removal of giant Salvinia or other aquatic invasive species. The following condition was also recommended:
 - Booms placed around the active dredging sites until the disturbed sediments have settled.
 - Commission recommended approval of the request.
 - Director approved the request.

Pending Items for Discussion

- 1) Commissioner Daniels requested that the MDMR work with the federal government regarding the process to obtain a permit for any type of activity within one (1) mile of the Gulf Islands.
- 2) Commission's motion to recommend a Violation and fine in the amount of \$5000.00 to Shawn Gollott for the unauthorized placement of rip-rap and for an After-the-Fact general permit for the existing rip-rap and construction of piers as proposed in the Back Bay of Biloxi, 3393 and 3387 Bay Shore Drive in D'Iberville, Harrison County, MS.
- 3) Commission's motion to recommend that the request for after-the-fact authorization for existing boathouse, approval for proposed boathouse, and recommended fine for violation to the contractor, Cleo Benward, be tabled until such time that more information can be obtained from Vivek Barclay, the owner of the property located on Bayou Porteaux, 14113 El Camino Real Road in Ocean Springs, Jackson County, MS.



ENHANCE ★ PROTECT ★ CONSERVE

Deer Island Prescribed Fire 2021



Why we burned:

- **Remove heavy fuel loads to prevent intense wildfire**
 - Hurricane debris, pine litter, etc...
- **Invasive species control**
 - Kill Chinese Tallow saplings
 - Open the island for staff to treat cogon grass and other species as needed with backpack sprayers and equipment
- **Forest Thinning**
 - Extremely dense population of slash pine emerged after Hurricane Katrina which needs to be reduced.
 - 500+ trees per acre (not including mature trees)
- **Habitat Enhancement**
 - Regeneration of ground cover species that are used by multiple species as foraging and nesting habitat

What was burned:

- ~130 acres of the central portion of Deer Island





One Day After Fire



2018 Deer Island Burn – Days Post Burn



One Month Post Burn



2018 Deer Island Fire

Days Post Burn



One Month Post Burn



Current Conditions - Desired Future Result

After many more years of work *



ENHANCE ★ PROTECT ★ CONSERVE



ENHANCE ★ PROTECT ★ CONSERVE

Mississippi Department of Marine Resources

Agency Financial Results
as of April 30, 2021

Key Metrics:

- State Revenue of \$4.4M
- Agency Revenue of \$45.5M
- State Net Income of (\$753K)
- Agency Net Income of \$26.8M

MISSISSIPPI DEPARTMENT OF MARINE RESOURCES
Income Statement - Fiscal Year 2021
As of April 30, 2021

	Federal :		Operating		
	State	GOMESA PHII: NFWF:	Subtotal	Tidelands	Total DMR
Revenue:					
Transfer in from Other Governments	-	-	-	-	-
Off-road Fuel Tax	3,050,000	-	3,050,000	-	3,050,000
Federal/NonFederal Grants	-	2,868,659	2,868,659	-	2,868,659
Sales Revenue	874,494	-	874,494	-	874,494
Indirect Cost Recovery	400,677	-	400,677	-	400,677
Other Revenue	90,922	30,707,158	30,798,080	7,527,014	38,325,093
Current Budget Year Revenue:	4,416,093	33,575,817	37,991,910	7,527,014	45,518,924
Expenditures:					
Salaries, Wages, Fringe	4,311,260	2,426,223	6,737,483	781,436	7,518,919
Travel	7,410	-	7,410	-	7,410
Contractual Services	569,168	1,356,938	1,926,107	444,821	2,370,928
Commodities	269,661	205,275	474,936	28,628	503,564
Other than Equipment	-	-	-	-	-
Equipment	10,187	211,546	221,733	-	221,733
Vehicles	-	61,119	61,119	-	61,119
Wireless Devices	485	-	485	-	485
Subsidies, Loans, and Grants	1,363	4,274,315	4,275,679	3,698,791	7,974,470
STATEXP	-	-	-	-	-
Current Budget Year Expenditures:	5,169,535	8,535,416	13,704,951	4,953,676	18,658,628
Current Budget Year Net Income/(Loss):	\$ (753,441)	\$ 25,040,401	\$ 24,286,959	\$ 2,573,337	\$ 26,860,296

Financial Budget Comparison

- After ten months of Fiscal Year 2021:

MISSISSIPPI DEPARTMENT OF MARINE RESOURCES
2021 Budget Comparison
As of April 30, 2021

	<i>Actual Year to Date Expenditures</i>			<i>Budget Year Totals</i>			<i>Percent Remaining</i>		
	Operating	Tidelands	Total	Operating	Tidelands	Total	Operating	Tidelands	Total
Expenditures:									
Salaries, Wages, Fringe	\$ 6,737,483	\$ 781,436	\$ 7,518,919	\$ 11,141,304	\$ 1,259,291	\$ 12,400,595	39.5%	37.9%	39.4%
Travel	7,410	-	7,410	182,516	25,000	207,516	95.9%	100.0%	96.4%
Contractual Services	1,926,107	444,821	2,370,928	7,409,477	1,251,000	8,660,477	74.0%	64.4%	72.6%
Commodities	474,936	28,628	503,564	2,995,684	360,000	3,355,684	84.1%	92.0%	85.0%
Other than Equipment	-	-	-	-	40,000	40,000	0.0%	100.0%	100.0%
Equipment	221,733	-	221,733	537,669	35,000	572,669	58.8%	100.0%	61.3%
Vehicles	61,119	-	61,119	155,000	-	155,000	60.6%	0.0%	60.6%
Wireless Devices	485	-	485	3,750	-	3,750	87.1%	0.0%	87.1%
Subsidies, Loans, and Grants	4,275,679	3,698,791	7,974,470	30,108,057	6,378,986	36,487,043	85.8%	42.0%	78.1%
Total Expenditures:	\$ 13,704,951	\$ 4,953,676	\$ 18,658,628	\$ 52,533,457	\$ 9,349,277	\$ 61,882,734	73.9%	47.0%	69.8%

- Operating Funds have 73.9% of Budget remaining
- Tidelands Trust Fund has 47% of Budget remaining



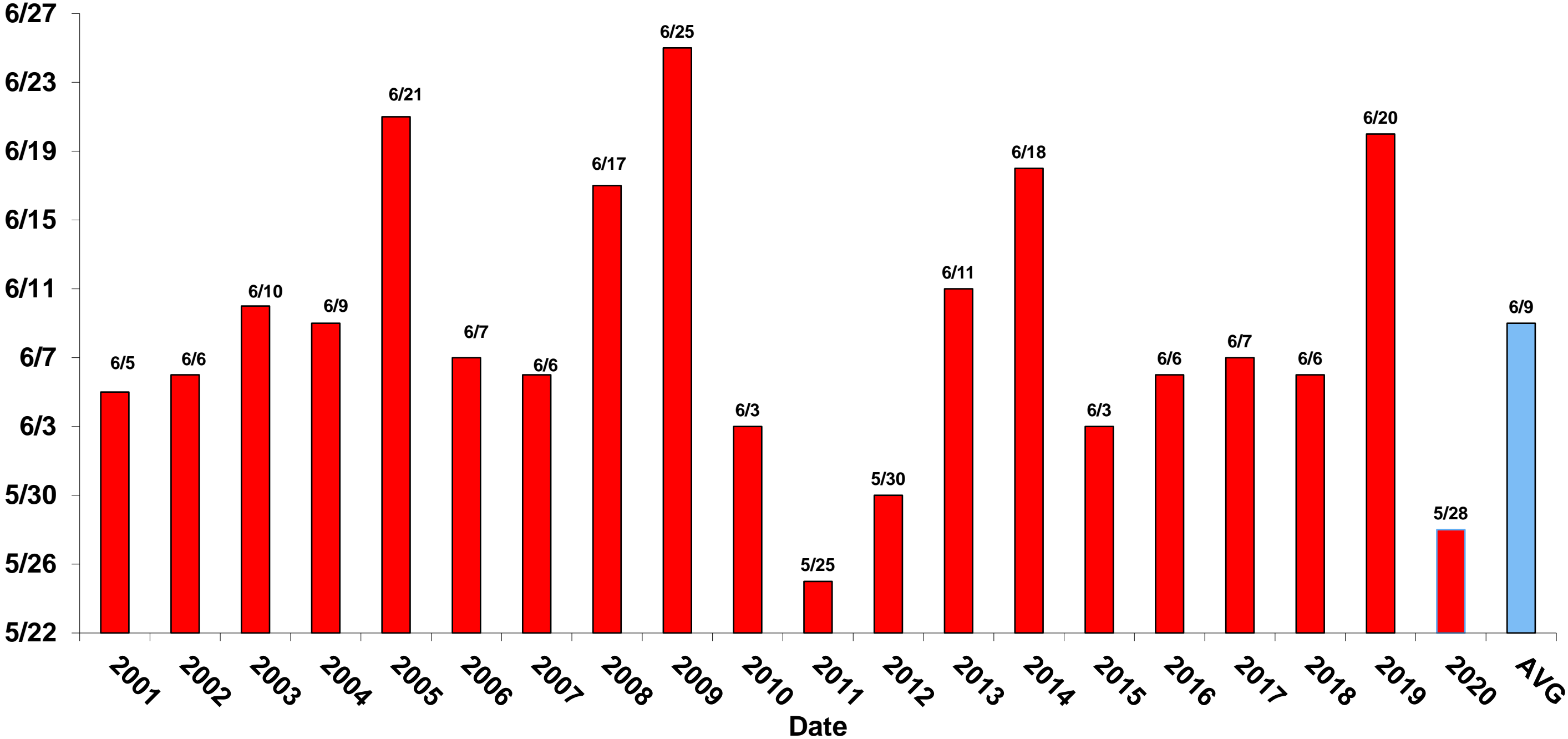
ENHANCE ★ PROTECT ★ CONSERVE

2021 Mississippi Shrimp Season Update

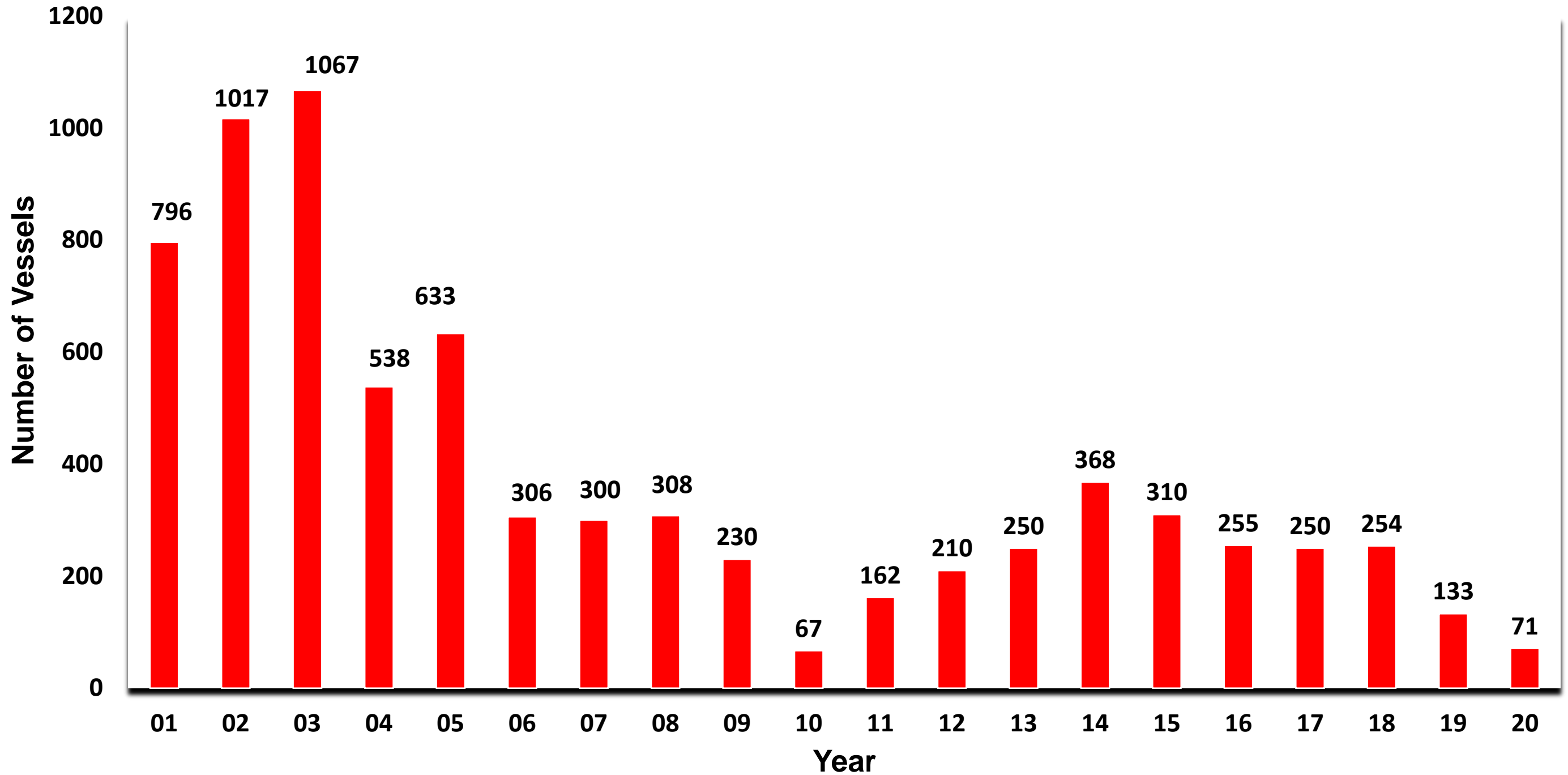
Jason Saucier

May 18, 2021

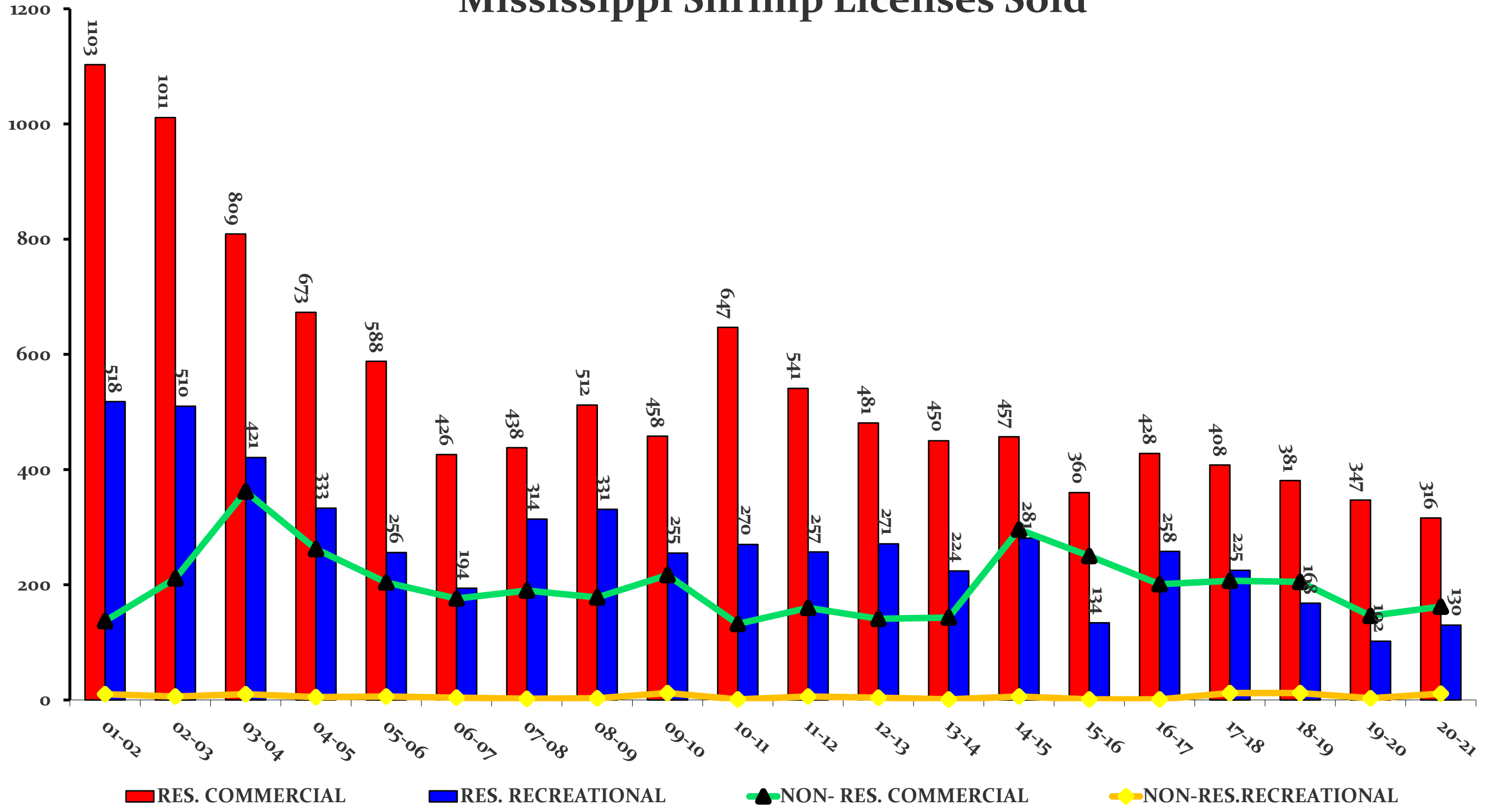
Historic Opening Dates of Mississippi Shrimp Season



Number of Shrimp Vessels Counted on Opening Day



Mississippi Shrimp Licenses Sold

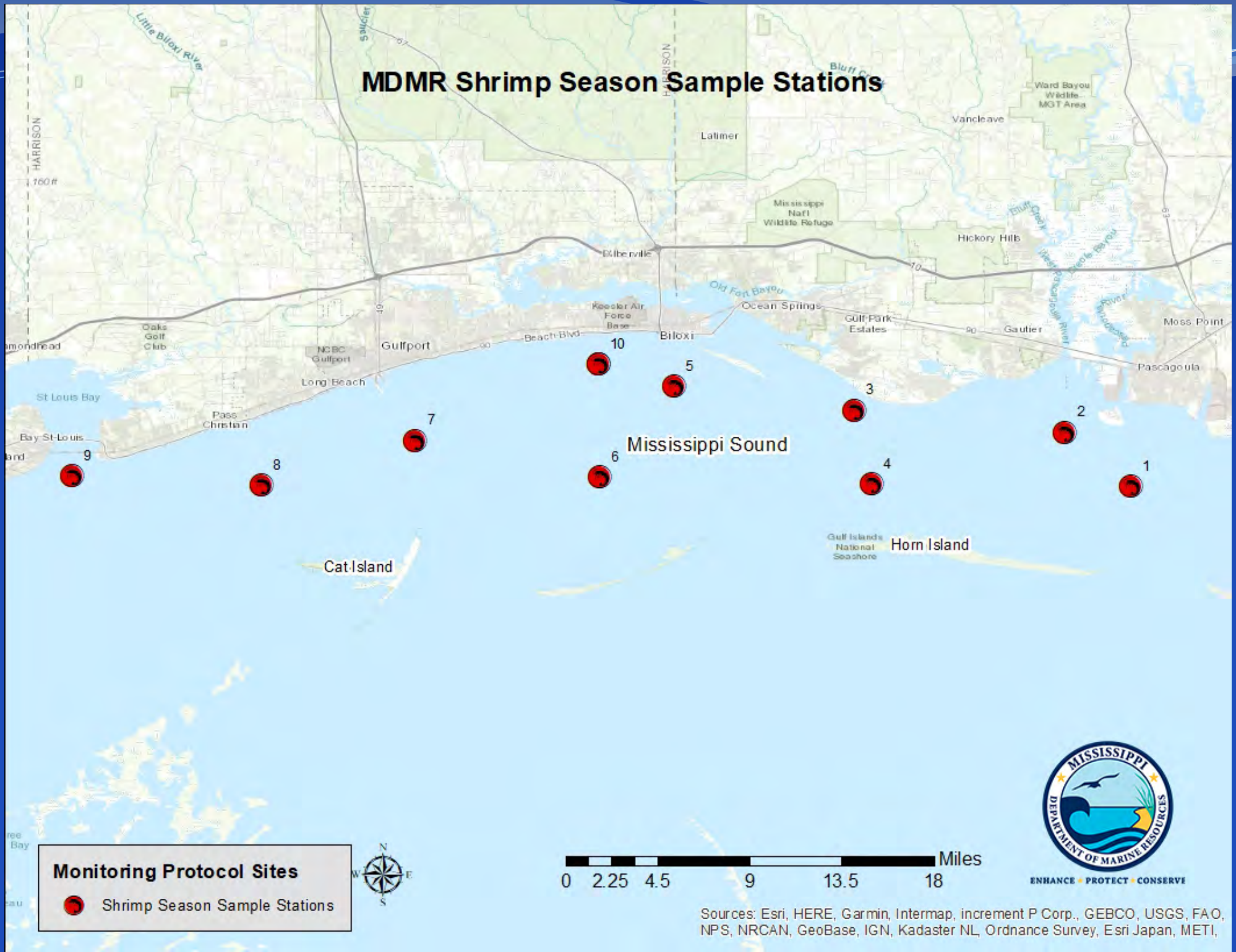


Mississippi Shrimp Season Opening Sampling

- **Post larval sampling (begins February)**
 - Standardized beam plankton trawl sampling at historical stations
- **April – June juvenile/adult sampling**
 - Standardized 16-foot trawl sampling at historical stations
 - Chart the growth of Brown Shrimp from juveniles to adults
 - Season opens when Brown Shrimp reach legal size of 68 count




MDMR Shrimp Season Sample Stations



Monitoring Protocol Sites

- Shrimp Season Sample Stations



Sources: Esri, HERE, Garmin, Intermap, increment P Corp., GEBCO, USGS, FAO, NPS, NRCAN, GeoBase, IGN, Kadaster NL, Ordnance Survey, Esri Japan, METI,

2021-2022 Mississippi Shrimp Season Opening

Recommend the 2021-2022 shrimp season be opened by the Director when sampling shows Brown Shrimp have reached the average of 68 count per pound.